



Race Results

NZ Metropolitan Trotting Club Inc, HRNZ, February 11, 2022

Compilation date: February 11, 2022, 8:52:57 PM (NZDT)

Copyright © 2022 HRNZ and NZMTC. All rights reserved.

Trademarks.

StrideMASTER is a registered trademark of Thoroughbred Ratings Pty Ltd.

Disclaimer.

HRNZ and NZMTC and Thoroughbred Ratings Pty Ltd accepts no responsibility for the completeness or accuracy of any of the information contained herein, and makes no representations about its suitability for any particular purpose. Users should make their own judgements about those matters and/or seek independent advice. You assume all risks associated with use of the data provided on this page.



Race Results



February 11, 2022, Race 8, , Distance 2600m, Addington - Survey 3200m

| Result | TAB no. | Horse (Barrier) | 2600 to | 2400m to |
|--------|---------|------------------------------|---------|----------|
| 1st | 5 | Midnight Dash (5) | 2400m | 2200m |
| | | Position in running (margin) | - | 4(5.2) |
| | | Sectional time (s) | 14.93 | 16.83 |
| | | Cumulative time (s) | 201.16 | 186.23 |
| | | Speed (m/s) | 13.40 | 11.88 |
| | | Stride length (m) | 6.31 | 5.96 |
| | | Stride duration (s) | 0.471 | 0.501 |
| | | Stride efficiency (%) | 62.25 | 55.45 |
| | | Stride count | 31.69 | 33.58 |

Disclaimer.

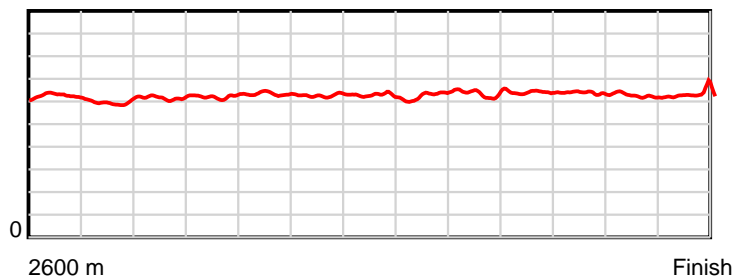
HRNZ and NZMTC and Thoroughbred Ratings Pty Ltd accepts no responsibility for the completeness or accuracy of any of the information contained herein, and makes no representations about its suitability for any particular purpose. Users should make their own judgements about those matters and/or seek independent advice. You assume all risks associated with use of the data provided on this page.

Race Results

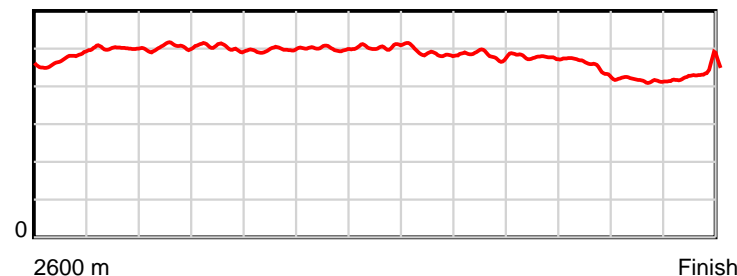
February 11, 2022, Race 8, , Distance 2600m, Addington - Survey 3200m

| Result | TAB no. | Horse (Barrier) | 2200m to | 2000m to | 1800m to | 1600m to | 1400m to | 1200m to | 1000m to | 800m to | 600m to | 400m to | 200m to | Total or | Margin |
|--------|---------|------------------------------|--------------|--------------|--------------|--------------|--------------|--------------|-------------|-------------|-------------|-------------|-----------|----------------|--------|
| 1st | 5 | Midnight Dash (5) | 2000m | 1800m | 1600m | 1400m | 1200m | 1000m | 800m | 600m | 400m | 200m | WP | Average | |
| | | Position in running (margin) | 6(8.9) | 6(10.1) | 6(8.8) | 6(11.8) | 6(9.9) | 6(9.8) | 5(5.6) | 5(3.9) | 4(3.2) | 4(2.7) | 2(0.9) | | 0.00 |
| | | Sectional time (s) | 16.88 | 16.27 | 16.11 | 15.65 | 16.18 | 15.58 | 15.76 | 14.90 | 14.58 | 13.47 | 14.02 | | |
| | | Cumulative time (s) | 169.40 | 152.52 | 136.25 | 120.14 | 104.49 | 88.31 | 72.73 | 56.97 | 42.07 | 27.49 | 14.02 | 3:21.16 | |
| | | Speed (m/s) | 11.85 | 12.29 | 12.41 | 12.78 | 12.36 | 12.84 | 12.69 | 13.42 | 13.72 | 14.85 | 14.27 | 12.93 | |
| | | Stride length (m) | 5.97 | 6.19 | 6.17 | 6.39 | 6.24 | 6.27 | 6.14 | 6.40 | 6.19 | 6.18 | 6.23 | 6.20 | |
| | | Stride duration (s) | 0.504 | 0.503 | 0.497 | 0.500 | 0.505 | 0.488 | 0.484 | 0.477 | 0.451 | 0.416 | 0.436 | 0.480 | |
| | | Stride efficiency (%) | 55.60 | 59.88 | 59.57 | 63.82 | 60.87 | 61.41 | 58.91 | 64.05 | 59.81 | 59.67 | 60.60 | 60.06 | |
| | | Stride count | 33.53 | 32.31 | 32.39 | 31.29 | 32.05 | 31.90 | 32.57 | 31.24 | 32.33 | 32.37 | 32.12 | 419.37 | |

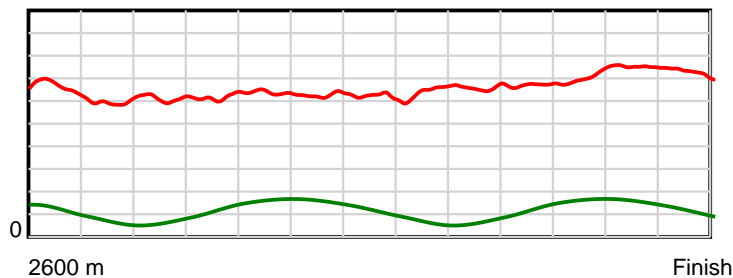
10 m Stride length



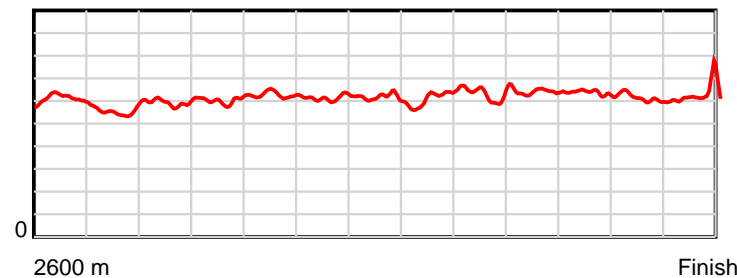
0.6 s Stride duration



20 m/sec Speed



100 % Stride efficiency



Note: Horizontal distance axis grid lines are 200m furlongs.

Disclaimer.

HRNZ and NZMTC and Thoroughbred Ratings Pty Ltd accepts no responsibility for the completeness or accuracy of any of the information contained herein, and makes no representations about its suitability for any particular purpose. Users should make their own judgements about those matters and/or seek independent advice. You assume all risks associated with use of the data provided on this page.



Race Results



February 11, 2022, Race 8, , Distance 2600m, Addington - Survey 3200m

| Result | TAB no. | Horse (Barrier) | 2600 to | 2400m to |
|--------|---------|------------------------------|--------------|--------------|
| 2nd | 4 | The Dominator (4) | 2400m | 2200m |
| | | Position in running (margin) | - | 1(0.0) |
| | | Sectional time (s) | 14.27 | 16.20 |
| | | Cumulative time (s) | 201.31 | 187.04 |
| | | Speed (m/s) | 14.02 | 12.35 |
| | | Stride length (m) | 6.57 | 6.24 |
| | | Stride duration (s) | 0.466 | 0.506 |
| | | Stride efficiency (%) | 67.51 | 60.94 |
| | | Stride count | 30.43 | 32.03 |

Disclaimer.

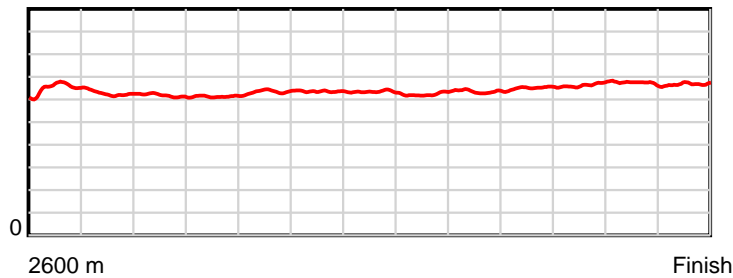
HRNZ and NZMTC and Thoroughbred Ratings Pty Ltd accepts no responsibility for the completeness or accuracy of any of the information contained herein, and makes no representations about its suitability for any particular purpose. Users should make their own judgements about those matters and/or seek independent advice. You assume all risks associated with use of the data provided on this page.

Race Results

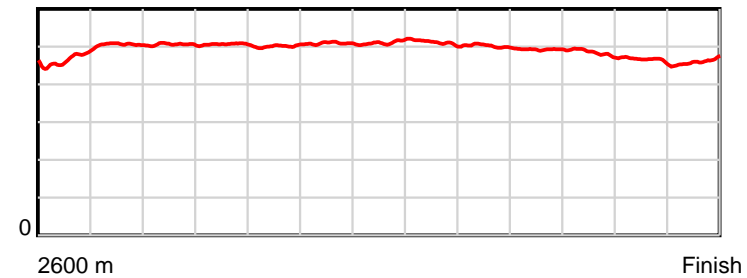
February 11, 2022, Race 8, , Distance 2600m, Addington - Survey 3200m

| Result | TAB no. | Horse (Barrier) | 2200m to | 2000m to | 1800m to | 1600m to | 1400m to | 1200m to | 1000m to | 800m to | 600m to | 400m to | 200m to | Total or | Margin |
|--------|---------|------------------------------|--------------|--------------|--------------|--------------|--------------|--------------|-------------|-------------|-------------|-------------|-----------|----------------|--------|
| 2nd | 4 | The Dominator (4) | 2000m | 1800m | 1600m | 1400m | 1200m | 1000m | 800m | 600m | 400m | 200m | WP | Average | |
| | | Position in running (margin) | 1(0.0) | 1(0.0) | 1(0.0) | 2(2.2) | 2(2.0) | 2(2.0) | 2(2.1) | 3(1.7) | 3(2.3) | 3(2.2) | 4(1.6) | | 0.80 |
| | | Sectional time (s) | 16.68 | 16.50 | 15.97 | 15.94 | 16.20 | 16.29 | 15.98 | 15.10 | 14.65 | 13.67 | 13.86 | | |
| | | Cumulative time (s) | 170.84 | 154.16 | 137.66 | 121.69 | 105.75 | 89.55 | 73.26 | 57.28 | 42.18 | 27.53 | 13.86 | 3:21.31 | |
| | | Speed (m/s) | 11.99 | 12.12 | 12.52 | 12.55 | 12.35 | 12.28 | 12.52 | 13.25 | 13.65 | 14.63 | 14.43 | 12.92 | |
| | | Stride length (m) | 6.06 | 6.14 | 6.27 | 6.38 | 6.31 | 6.27 | 6.28 | 6.52 | 6.60 | 6.79 | 6.65 | 6.39 | |
| | | Stride duration (s) | 0.506 | 0.507 | 0.501 | 0.509 | 0.511 | 0.511 | 0.502 | 0.492 | 0.484 | 0.464 | 0.461 | 0.494 | |
| | | Stride efficiency (%) | 57.42 | 58.96 | 61.48 | 63.66 | 62.22 | 61.39 | 61.67 | 66.40 | 68.17 | 72.12 | 69.14 | 63.72 | |
| | | Stride count | 32.99 | 32.56 | 31.89 | 31.34 | 31.70 | 31.91 | 31.84 | 30.68 | 30.28 | 29.44 | 30.07 | 407.16 | |

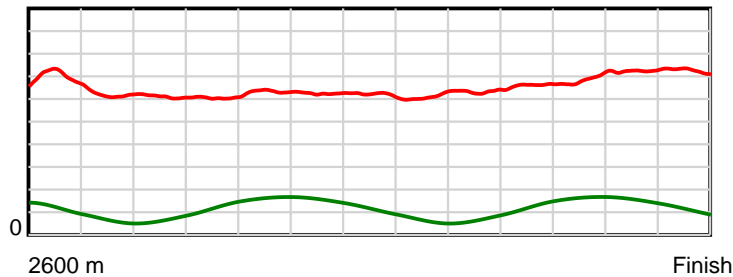
10 m Stride length



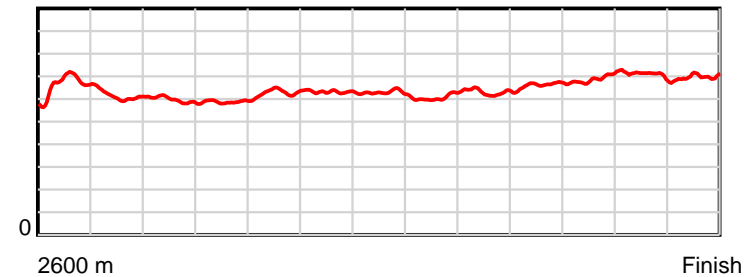
0.6 s Stride duration



20 m/sec Speed



100 % Stride efficiency



Note: Horizontal distance axis grid lines are 200m furlongs.

Disclaimer.

HRNZ and NZMTC and Thoroughbred Ratings Pty Ltd accepts no responsibility for the completeness or accuracy of any of the information contained herein, and makes no representations about its suitability for any particular purpose. Users should make their own judgements about those matters and/or seek independent advice. You assume all risks associated with use of the data provided on this page.



Race Results



February 11, 2022, Race 8, , Distance 2600m, Addington - Survey 3200m

| Result | TAB no. | Horse (Barrier) | 2600 to | 2400m to |
|--------|---------|------------------------------|---------|----------|
| 3rd | 3 | Chief Of Staff (3) | 2400m | 2200m |
| | | Position in running (margin) | - | 5(6.2) |
| | | Sectional time (s) | 15.38 | 16.08 |
| | | Cumulative time (s) | 201.31 | 185.93 |
| | | Speed (m/s) | 13.00 | 12.44 |
| | | Stride length (m) | 6.30 | 6.17 |
| | | Stride duration (s) | 0.474 | 0.496 |
| | | Stride efficiency (%) | 61.97 | 59.44 |
| | | Stride count | 31.76 | 32.43 |

Disclaimer.

HRNZ and NZMTC and Thoroughbred Ratings Pty Ltd accepts no responsibility for the completeness or accuracy of any of the information contained herein, and makes no representations about its suitability for any particular purpose. Users should make their own judgements about those matters and/or seek independent advice. You assume all risks associated with use of the data provided on this page.



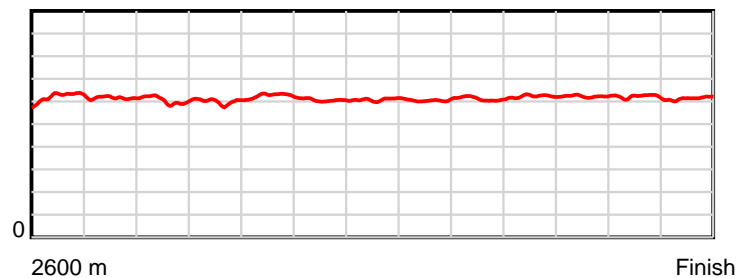
Race Results



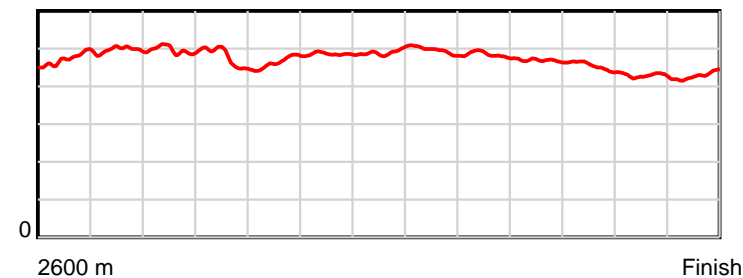
February 11, 2022, Race 8, , Distance 2600m, Addington - Survey 3200m

| Result | TAB no. | Horse (Barrier) | 2200m to | 2000m to | 1800m to | 1600m to | 1400m to | 1200m to | 1000m to | 800m to | 600m to | 400m to | 200m to | Total or | Margin |
|--------|---------|------------------------------|----------|----------|----------|----------|----------|----------|----------|---------|---------|---------|---------|----------|--------|
| 3rd | 3 | Chief Of Staff (3) | 2000m | 1800m | 1600m | 1400m | 1200m | 1000m | 800m | 600m | 400m | 200m | WP | Average | |
| | | Position in running (margin) | 4(5.5) | 4(5.9) | 3(2.4) | 1(0.0) | 1(0.0) | 1(0.0) | 1(0.0) | 1(0.0) | 1(0.0) | 1(0.0) | 1(0.0) | | 0.80 |
| | | Sectional time (s) | 16.75 | 15.91 | 15.22 | 15.96 | 16.20 | 16.27 | 16.05 | 15.01 | 14.66 | 13.77 | 14.05 | | |
| | | Cumulative time (s) | 169.85 | 153.10 | 137.19 | 121.97 | 106.01 | 89.81 | 73.54 | 57.49 | 42.48 | 27.82 | 14.05 | 3:21.31 | |
| | | Speed (m/s) | 11.94 | 12.57 | 13.14 | 12.53 | 12.35 | 12.29 | 12.46 | 13.32 | 13.64 | 14.52 | 14.23 | 12.92 | |
| | | Stride length (m) | 5.93 | 5.99 | 6.11 | 6.09 | 6.06 | 6.08 | 6.03 | 6.24 | 6.17 | 6.22 | 6.11 | 6.11 | |
| | | Stride duration (s) | 0.496 | 0.477 | 0.465 | 0.486 | 0.491 | 0.495 | 0.484 | 0.468 | 0.453 | 0.428 | 0.430 | 0.473 | |
| | | Stride efficiency (%) | 54.87 | 56.14 | 58.34 | 57.88 | 57.48 | 57.79 | 56.85 | 60.81 | 59.52 | 60.46 | 58.40 | 58.41 | |
| | | Stride count | 33.75 | 33.37 | 32.73 | 32.86 | 32.98 | 32.89 | 33.16 | 32.06 | 32.41 | 32.15 | 32.71 | 425.26 | |

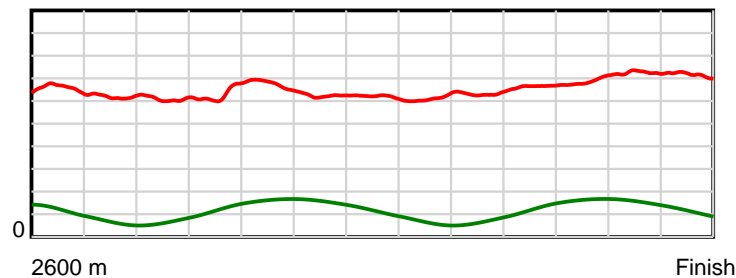
10 m Stride length



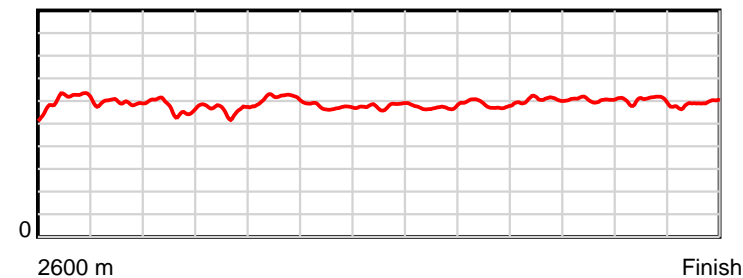
0.6 s Stride duration



20 m/sec Speed



100 % Stride efficiency



Note: Horizontal distance axis grid lines are 200m furlongs.

Disclaimer.

HRNZ and NZMTC and Thoroughbred Ratings Pty Ltd accepts no responsibility for the completeness or accuracy of any of the information contained herein, and makes no representations about its suitability for any particular purpose. Users should make their own judgements about those matters and/or seek independent advice. You assume all risks associated with use of the data provided on this page.



Race Results



February 11, 2022, Race 8, , Distance 2600m, Addington - Survey 3200m

| Result | TAB no. | Horse (Barrier) | 2600 to | 2400m to |
|--------|---------|------------------------------|---------|----------|
| 4th | 6 | Heavyweight He... (6) | 2400m | 2200m |
| | | Position in running (margin) | - | 6(8.0) |
| | | Sectional time (s) | 15.46 | 16.27 |
| | | Cumulative time (s) | 201.36 | 185.90 |
| | | Speed (m/s) | 12.94 | 12.29 |
| | | Stride length (m) | 6.77 | 6.54 |
| | | Stride duration (s) | 0.518 | 0.532 |
| | | Stride efficiency (%) | 71.57 | 66.75 |
| | | Stride count | 29.55 | 30.60 |

Disclaimer.

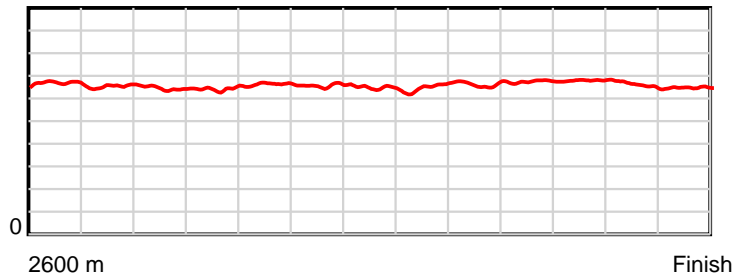
HRNZ and NZMTC and Thoroughbred Ratings Pty Ltd accepts no responsibility for the completeness or accuracy of any of the information contained herein, and makes no representations about its suitability for any particular purpose. Users should make their own judgements about those matters and/or seek independent advice. You assume all risks associated with use of the data provided on this page.

Race Results

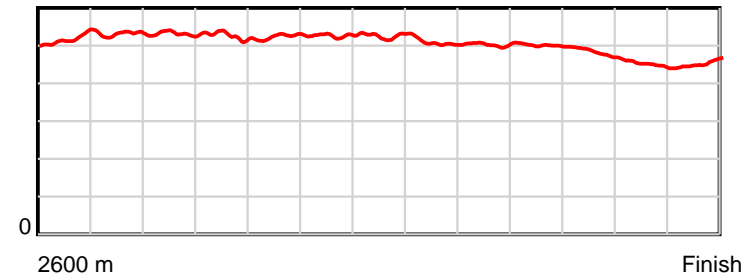
February 11, 2022, Race 8, , Distance 2600m, Addington - Survey 3200m

| Result | TAB no. | Horse (Barrier) | 2200m to | 2000m to | 1800m to | 1600m to | 1400m to | 1200m to | 1000m to | 800m to | 600m to | 400m to | 200m to | Total or | Margin |
|--------|---------|------------------------------|----------|----------|----------|----------|----------|----------|----------|---------|---------|---------|---------|----------|--------|
| 4th | 6 | Heavyweight He... (6) | 2000m | 1800m | 1600m | 1400m | 1200m | 1000m | 800m | 600m | 400m | 200m | WP | Average | |
| | | Position in running (margin) | 5(8.4) | 5(7.4) | 5(6.1) | 5(8.4) | 5(8.7) | 5(8.4) | 4(4.9) | 2(1.6) | 2(1.1) | 2(1.0) | 3(1.1) | | 1.10 |
| | | Sectional time (s) | 16.51 | 16.27 | 16.01 | 16.01 | 16.15 | 15.69 | 15.49 | 14.93 | 14.65 | 13.79 | 14.13 | | |
| | | Cumulative time (s) | 169.63 | 153.12 | 136.85 | 120.84 | 104.83 | 88.68 | 72.99 | 57.50 | 42.57 | 27.92 | 14.13 | 3:21.36 | |
| | | Speed (m/s) | 12.11 | 12.29 | 12.49 | 12.49 | 12.38 | 12.75 | 12.91 | 13.40 | 13.65 | 14.50 | 14.15 | 12.91 | |
| | | Stride length (m) | 6.43 | 6.48 | 6.54 | 6.57 | 6.52 | 6.48 | 6.50 | 6.71 | 6.57 | 6.52 | 6.42 | 6.54 | |
| | | Stride duration (s) | 0.531 | 0.527 | 0.524 | 0.526 | 0.527 | 0.508 | 0.503 | 0.501 | 0.482 | 0.450 | 0.453 | 0.506 | |
| | | Stride efficiency (%) | 64.62 | 65.54 | 66.85 | 67.46 | 66.41 | 65.58 | 65.95 | 70.31 | 67.55 | 66.50 | 64.35 | 66.84 | |
| | | Stride count | 31.10 | 30.88 | 30.58 | 30.44 | 30.68 | 30.87 | 30.79 | 29.82 | 30.42 | 30.66 | 31.17 | 397.56 | |

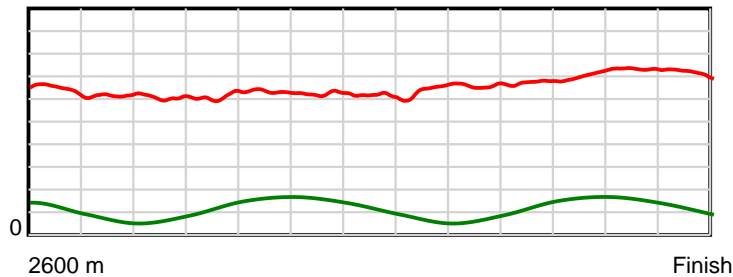
10 m Stride length



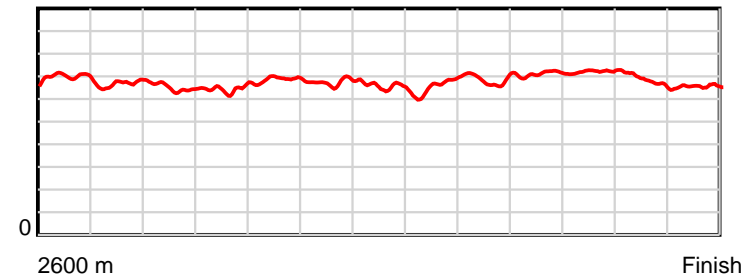
0.6 s Stride duration



20 m/sec Speed



100 % Stride efficiency



Note: Horizontal distance axis grid lines are 200m furlongs.

Disclaimer.

HRNZ and NZMTC and Thoroughbred Ratings Pty Ltd accepts no responsibility for the completeness or accuracy of any of the information contained herein, and makes no representations about its suitability for any particular purpose. Users should make their own judgements about those matters and/or seek independent advice. You assume all risks associated with use of the data provided on this page.



Race Results



February 11, 2022, Race 8, , Distance 2600m, Addington - Survey 3200m

| Result | TAB no. | Horse (Barrier) | 2600 to | 2400m to |
|--------|---------|------------------------------|---------|----------|
| 5th | 2 | Majestic Chick (2) | 2400m | 2200m |
| | | Position in running (margin) | - | 2(2.0) |
| | | Sectional time (s) | 14.68 | 16.09 |
| | | Cumulative time (s) | 201.67 | 186.99 |
| | | Speed (m/s) | 13.63 | 12.43 |
| | | Stride length (m) | 5.80 | 5.77 |
| | | Stride duration (s) | 0.418 | 0.464 |
| | | Stride efficiency (%) | 52.60 | 52.07 |
| | | Stride count | 34.47 | 34.65 |

Disclaimer.

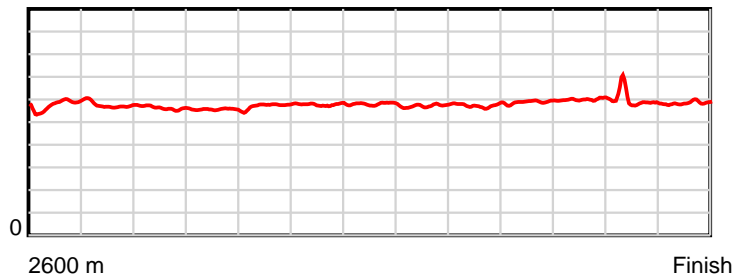
HRNZ and NZMTC and Thoroughbred Ratings Pty Ltd accepts no responsibility for the completeness or accuracy of any of the information contained herein, and makes no representations about its suitability for any particular purpose. Users should make their own judgements about those matters and/or seek independent advice. You assume all risks associated with use of the data provided on this page.

Race Results

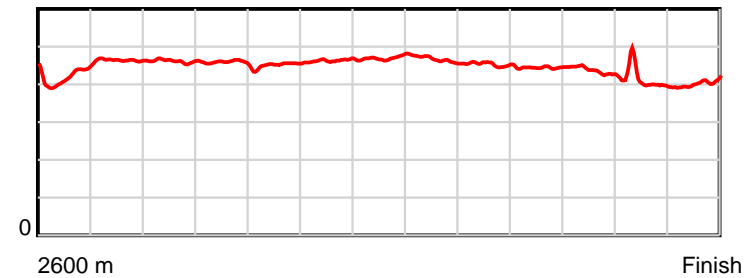
February 11, 2022, Race 8, , Distance 2600m, Addington - Survey 3200m

| Result | TAB no. | Horse (Barrier) | 2200m to | 2000m to | 1800m to | 1600m to | 1400m to | 1200m to | 1000m to | 800m to | 600m to | 400m to | 200m to | Total or | Margin |
|--------|---------|------------------------------|----------|----------|----------|----------|----------|----------|----------|---------|---------|---------|---------|----------|--------|
| 5th | 2 | Majestic Chick (2) | 2000m | 1800m | 1600m | 1400m | 1200m | 1000m | 800m | 600m | 400m | 200m | WP | Average | |
| | | Position in running (margin) | 2(1.4) | 2(1.7) | 2(1.8) | 3(4.3) | 3(4.3) | 3(4.2) | 3(4.0) | 4(3.7) | 5(3.7) | 5(3.4) | 5(3.5) | | 2.80 |
| | | Sectional time (s) | 16.74 | 16.51 | 16.03 | 15.97 | 16.18 | 16.25 | 15.98 | 15.02 | 14.61 | 13.80 | 13.81 | | |
| | | Cumulative time (s) | 170.90 | 154.16 | 137.65 | 121.62 | 105.65 | 89.47 | 73.22 | 57.24 | 42.22 | 27.61 | 13.81 | 3:21.67 | |
| | | Speed (m/s) | 11.95 | 12.11 | 12.48 | 12.52 | 12.36 | 12.31 | 12.52 | 13.32 | 13.69 | 14.49 | 14.48 | 12.89 | |
| | | Stride length (m) | 5.52 | 5.56 | 5.62 | 5.79 | 5.82 | 5.74 | 5.67 | 5.91 | 5.96 | 5.93 | 5.86 | 5.76 | |
| | | Stride duration (s) | 0.462 | 0.459 | 0.451 | 0.463 | 0.470 | 0.466 | 0.453 | 0.444 | 0.435 | 0.409 | 0.405 | 0.447 | |
| | | Stride efficiency (%) | 47.55 | 48.33 | 49.44 | 52.45 | 52.84 | 51.44 | 50.28 | 54.58 | 55.49 | 55.01 | 53.70 | 51.90 | |
| | | Stride count | 36.26 | 35.96 | 35.56 | 34.52 | 34.39 | 34.86 | 35.26 | 33.84 | 33.56 | 33.71 | 34.12 | 451.16 | |

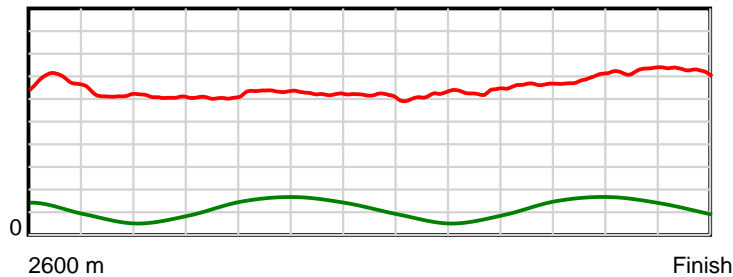
10 m Stride length



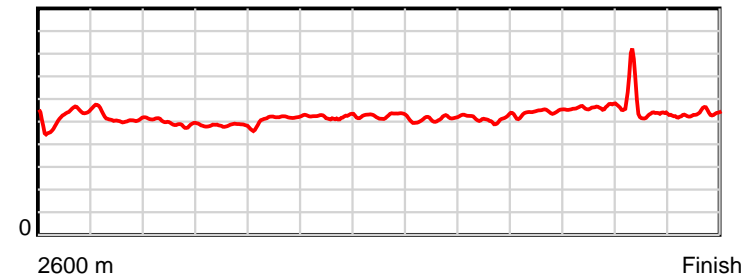
0.6 s Stride duration



20 m/sec Speed



100 % Stride efficiency



Note: Horizontal distance axis grid lines are 200m furlongs.

Disclaimer.

HRNZ and NZMTC and Thoroughbred Ratings Pty Ltd accepts no responsibility for the completeness or accuracy of any of the information contained herein, and makes no representations about its suitability for any particular purpose. Users should make their own judgements about those matters and/or seek independent advice. You assume all risks associated with use of the data provided on this page.



Race Results



February 11, 2022, Race 8, , Distance 2600m, Addington - Survey 3200m

| Result | TAB no. | Horse (Barrier) | 2600 to | 2400m to |
|--------|---------|------------------------------|---------|----------|
| 6th | 1 | Regal Attire (1) | 2400m | 2200m |
| | | Position in running (margin) | - | 3(4.4) |
| | | Sectional time (s) | 14.96 | 16.07 |
| | | Cumulative time (s) | 202.28 | 187.32 |
| | | Speed (m/s) | 13.37 | 12.45 |
| | | Stride length (m) | 6.52 | 6.45 |
| | | Stride duration (s) | 0.479 | 0.518 |
| | | Stride efficiency (%) | 66.39 | 65.03 |
| | | Stride count | 30.68 | 31.00 |

Disclaimer.

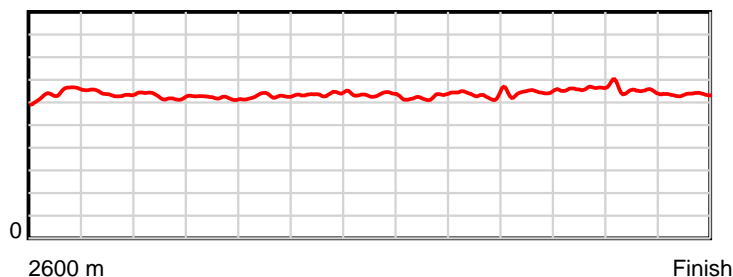
HRNZ and NZMTC and Thoroughbred Ratings Pty Ltd accepts no responsibility for the completeness or accuracy of any of the information contained herein, and makes no representations about its suitability for any particular purpose. Users should make their own judgements about those matters and/or seek independent advice. You assume all risks associated with use of the data provided on this page.

Race Results

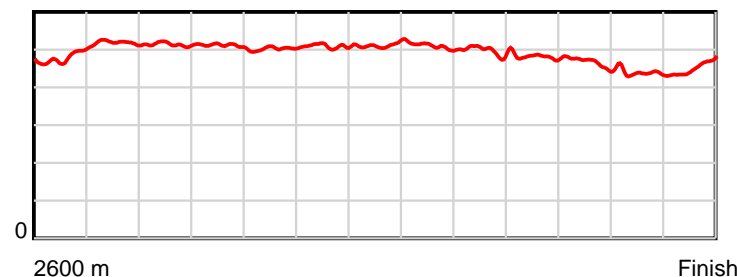
February 11, 2022, Race 8, , Distance 2600m, Addington - Survey 3200m

| Result | TAB no. | Horse (Barrier) | 2200m to | 2000m to | 1800m to | 1600m to | 1400m to | 1200m to | 1000m to | 800m to | 600m to | 400m to | 200m to | Total or | Margin |
|--------|---------|------------------------------|--------------|--------------|--------------|--------------|--------------|--------------|-------------|-------------|-------------|-------------|-----------|----------------|--------|
| 6th | 1 | Regal Attire (1) | 2000m | 1800m | 1600m | 1400m | 1200m | 1000m | 800m | 600m | 400m | 200m | WP | Average | |
| | | Position in running (margin) | 3(3.6) | 3(3.6) | 4(3.9) | 4(7.2) | 4(6.2) | 4(6.1) | 6(5.7) | 6(5.5) | 6(4.9) | 6(4.6) | 6(4.5) | | 6.20 |
| | | Sectional time (s) | 16.68 | 16.54 | 16.17 | 15.79 | 16.19 | 16.20 | 16.02 | 14.91 | 14.62 | 13.75 | 14.38 | | |
| | | Cumulative time (s) | 171.25 | 154.57 | 138.03 | 121.86 | 106.07 | 89.88 | 73.68 | 57.66 | 42.75 | 28.13 | 14.38 | 3:22.28 | |
| | | Speed (m/s) | 11.99 | 12.09 | 12.37 | 12.67 | 12.35 | 12.35 | 12.48 | 13.41 | 13.68 | 14.55 | 13.91 | 12.85 | |
| | | Stride length (m) | 6.16 | 6.19 | 6.21 | 6.45 | 6.33 | 6.29 | 6.23 | 6.45 | 6.37 | 6.38 | 6.33 | 6.33 | |
| | | Stride duration (s) | 0.514 | 0.512 | 0.502 | 0.509 | 0.512 | 0.509 | 0.499 | 0.481 | 0.465 | 0.439 | 0.455 | 0.493 | |
| | | Stride efficiency (%) | 59.37 | 59.84 | 60.24 | 64.99 | 62.61 | 61.79 | 60.56 | 64.99 | 63.37 | 63.66 | 62.71 | 62.68 | |
| | | Stride count | 32.45 | 32.32 | 32.21 | 31.01 | 31.60 | 31.81 | 32.13 | 31.01 | 31.41 | 31.34 | 31.57 | 410.54 | |

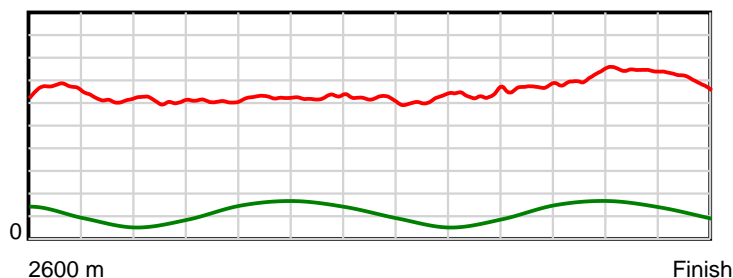
10 m Stride length



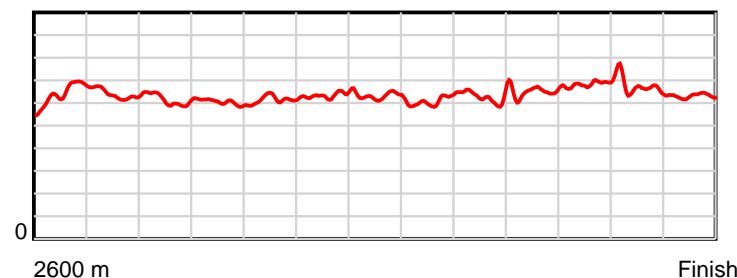
0.6 s Stride duration



20 m/sec Speed



100 % Stride efficiency



Note: Horizontal distance axis grid lines are 200m furlongs.

Disclaimer.

HRNZ and NZMTC and Thoroughbred Ratings Pty Ltd accepts no responsibility for the completeness or accuracy of any of the information contained herein, and makes no representations about its suitability for any particular purpose. Users should make their own judgements about those matters and/or seek independent advice. You assume all risks associated with use of the data provided on this page.