



Race Results

NZ Metropolitan Trotting Club Inc, HRNZ, March 03, 2022

Compilation date: March 3, 2022, 7:48:35 PM (NZDT)

Copyright © 2022 HRNZ and NZMTC. All rights reserved.

Trademarks.

StrideMASTER is a registered trademark of Thoroughbred Ratings Pty Ltd.

Disclaimer.

HRNZ and NZMTC and Thoroughbred Ratings Pty Ltd accepts no responsibility for the completeness or accuracy of any of the information contained herein, and makes no representations about its suitability for any particular purpose. Users should make their own judgements about those matters and/or seek independent advice. You assume all risks associated with use of the data provided on this page.



Race Results



March 03, 2022, Race 6, HOTEL MONTREAL HANDICAP TROT, Distance 2600m, Addington - Survey 3200m

Result	TAB no.	Horse (Barrier)	2600 to	2400m to
1st	4	Cochy Malc (9)	2400m	2200m
		Position in running (margin)	-	4(2.8)
		Sectional time (s)	17.07	14.76
		Cumulative time (s)	196.45	179.38
		Speed (m/s)	11.72	13.55
		Stride length (m)	5.71	6.42
		Stride duration (s)	0.479	0.474
		Stride efficiency (%)	50.96	64.44
		Stride count	35.02	31.14

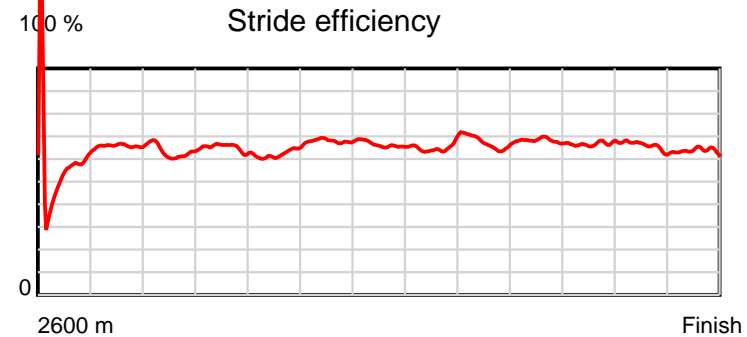
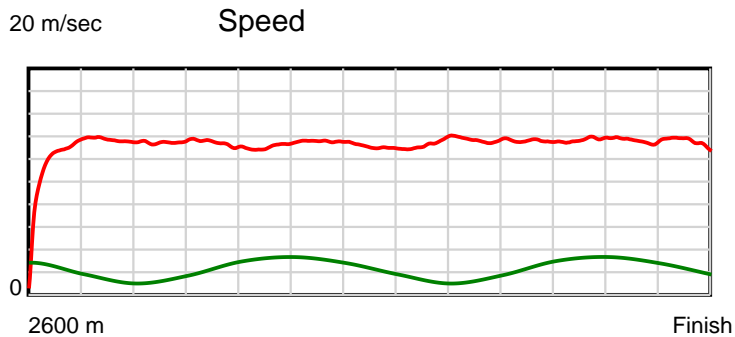
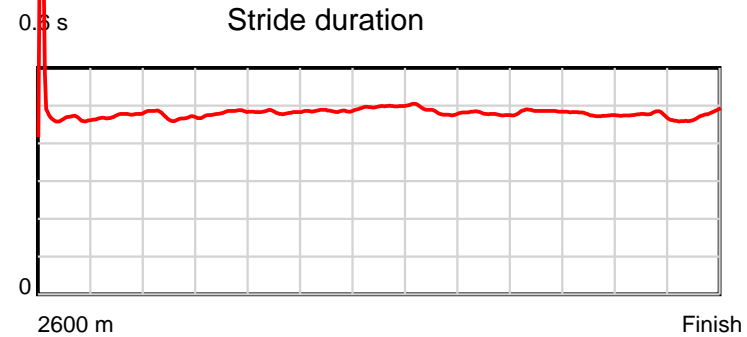
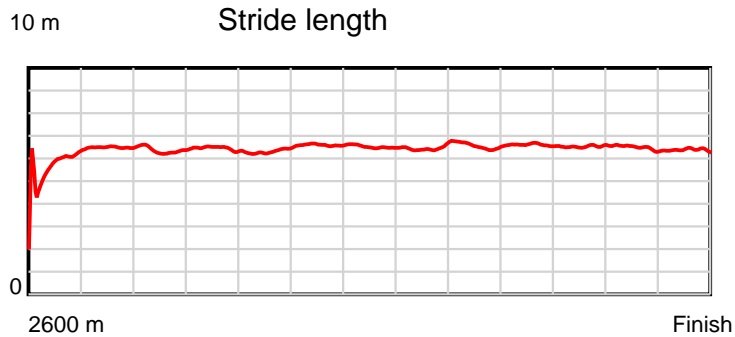
Disclaimer.

HRNZ and NZMTC and Thoroughbred Ratings Pty Ltd accepts no responsibility for the completeness or accuracy of any of the information contained herein, and makes no representations about its suitability for any particular purpose. Users should make their own judgements about those matters and/or seek independent advice. You assume all risks associated with use of the data provided on this page.

Race Results

March 03, 2022, Race 6, HOTEL MONTREAL HANDICAP TROT, Distance 2600m, Addington - Survey 3200m

Result	TAB no.	Horse (Barrier)	2200m to	2000m to	1800m to	1600m to	1400m to	1200m to	1000m to	800m to	600m to	400m to	200m to	Total or	Margin
1st	4	Cochy Malc (9)	2000m	1800m	1600m	1400m	1200m	1000m	800m	600m	400m	200m	WP	Average	
		Position in running (margin)	4(5.0)	3(2.9)	1(0.0)	2(2.6)	2(1.7)	2(1.6)	2(2.0)	2(2.0)	2(2.5)	2(1.7)	2(1.3)		0.00
		Sectional time (s)	15.14	14.97	15.35	14.70	15.28	15.07	14.77	14.88	14.68	14.61	15.17		
		Cumulative time (s)	164.62	149.48	134.51	119.16	104.46	89.18	74.11	59.34	44.46	29.78	15.17	3:16.45	
		Speed (m/s)	13.21	13.36	13.03	13.61	13.09	13.27	13.54	13.44	13.62	13.69	13.18	13.24	
		Stride length (m)	6.23	6.43	6.29	6.61	6.52	6.44	6.48	6.53	6.49	6.51	6.24	6.37	
		Stride duration (s)	0.471	0.481	0.483	0.486	0.498	0.485	0.478	0.486	0.476	0.476	0.473	0.481	
		Stride efficiency (%)	60.60	64.62	61.83	68.37	66.33	64.88	65.55	66.64	65.81	66.20	60.84	63.38	
		Stride count	32.12	31.10	31.79	30.24	30.70	31.04	30.88	30.63	30.82	30.73	32.05	408.26	



Note: Horizontal distance axis grid lines are 200m furlongs.

Disclaimer.

HRNZ and NZMTC and Thoroughbred Ratings Pty Ltd accepts no responsibility for the completeness or accuracy of any of the information contained herein, and makes no representations about its suitability for any particular purpose. Users should make their own judgements about those matters and/or seek independent advice. You assume all risks associated with use of the data provided on this page.



Race Results



March 03, 2022, Race 6, HOTEL MONTREAL HANDICAP TROT, Distance 2600m, Addington - Survey 3200m

Result	TAB no.	Horse (Barrier)	2600 to	2400m to
2nd	5	Repeat Pat (10)	2400m	2200m
		Position in running (margin)	-	6(5.9)
		Sectional time (s)	17.64	14.70
		Cumulative time (s)	196.74	179.10
		Speed (m/s)	11.34	13.61
		Stride length (m)	5.96	6.51
		Stride duration (s)	0.509	0.478
		Stride efficiency (%)	55.42	66.12
		Stride count	33.58	30.75

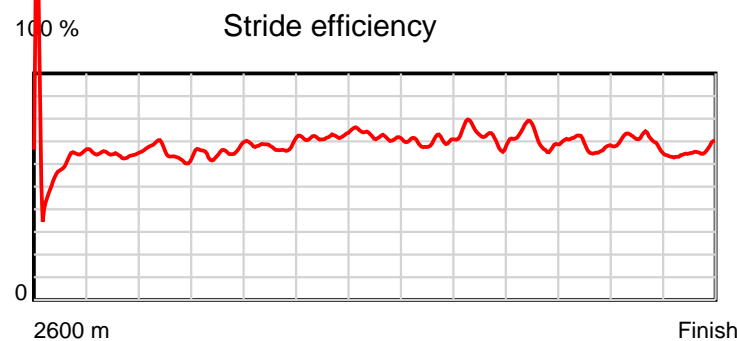
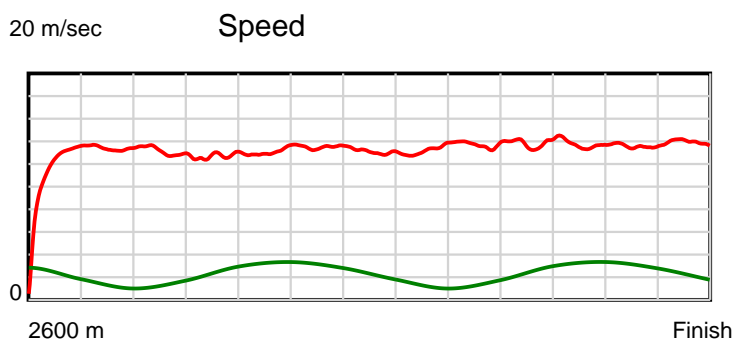
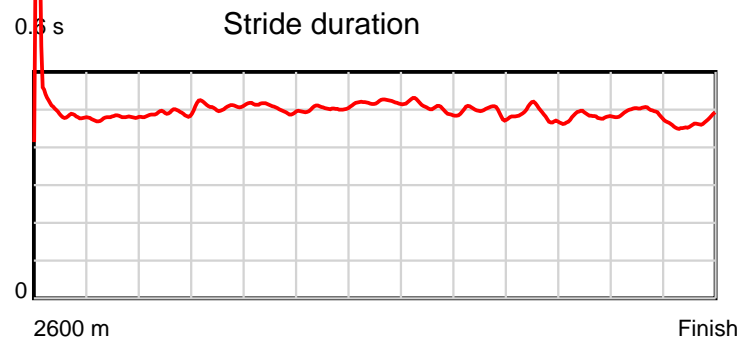
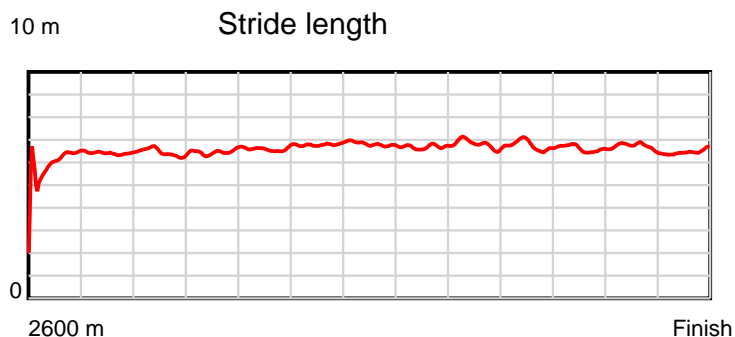
Disclaimer.

HRNZ and NZMTC and Thoroughbred Ratings Pty Ltd accepts no responsibility for the completeness or accuracy of any of the information contained herein, and makes no representations about its suitability for any particular purpose. Users should make their own judgements about those matters and/or seek independent advice. You assume all risks associated with use of the data provided on this page.

Race Results

March 03, 2022, Race 6, HOTEL MONTREAL HANDICAP TROT, Distance 2600m, Addington - Survey 3200m

Result	TAB no.	Horse (Barrier)	2200m to	2000m to	1800m to	1600m to	1400m to	1200m to	1000m to	800m to	600m to	400m to	200m to	Total or	Margin
2nd	5	Repeat Pat (10)	2000m	1800m	1600m	1400m	1200m	1000m	800m	600m	400m	200m	WP	Average	
		Position in running (margin)	6(7.8)	6(6.4)	8(8.0)	9(11.9)	10(11.0)	10(10.1)	10(11.4)	10(11.4)	9(9.2)	5(6.6)	5(6.8)		1.60
		Sectional time (s)	15.25	15.73	15.57	14.70	15.13	15.24	14.77	14.43	14.37	14.72	14.49		
		Cumulative time (s)	164.40	149.15	133.42	117.85	103.15	88.02	72.78	58.01	43.58	29.21	14.49	3:16.74	
		Speed (m/s)	13.11	12.71	12.85	13.61	13.22	13.12	13.54	13.86	13.92	13.59	13.80	13.22	
		Stride length (m)	6.43	6.48	6.48	6.84	6.87	6.64	6.72	6.74	6.71	6.70	6.42	6.57	
		Stride duration (s)	0.490	0.510	0.505	0.503	0.520	0.506	0.496	0.486	0.482	0.493	0.465	0.497	
		Stride efficiency (%)	64.55	65.64	65.72	73.10	73.77	68.88	70.61	71.04	70.30	70.18	64.38	67.41	
		Stride count	31.12	30.86	30.84	29.24	29.11	30.12	29.75	29.66	29.82	29.84	31.16	395.85	



Note: Horizontal distance axis grid lines are 200m furlongs.

Disclaimer.

HRNZ and NZMTC and Thoroughbred Ratings Pty Ltd accepts no responsibility for the completeness or accuracy of any of the information contained herein, and makes no representations about its suitability for any particular purpose. Users should make their own judgements about those matters and/or seek independent advice. You assume all risks associated with use of the data provided on this page.



Race Results



March 03, 2022, Race 6, HOTEL MONTREAL HANDICAP TROT, Distance 2600m, Addington - Survey 3200m

Result	TAB no.	Horse (Barrier)	2600 to	2400m to
3rd	7	Missalyssa (2)	2400m	2200m
		Position in running (margin)	-	5(4.8)
		Sectional time (s)	17.53	14.87
		Cumulative time (s)	196.98	179.45
		Speed (m/s)	11.41	13.45
		Stride length (m)	5.32	5.88
		Stride duration (s)	0.463	0.437
		Stride efficiency (%)	44.15	53.98
		Stride count	37.63	34.03

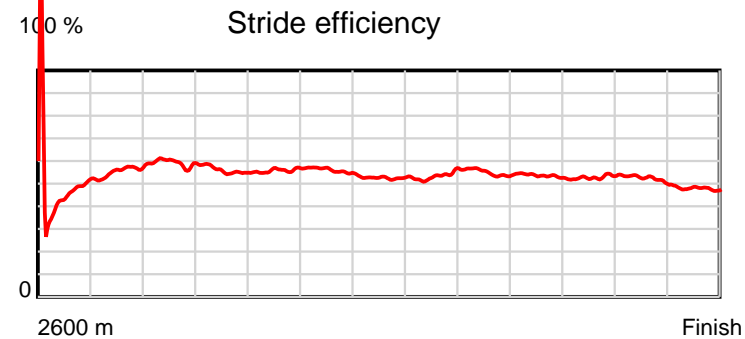
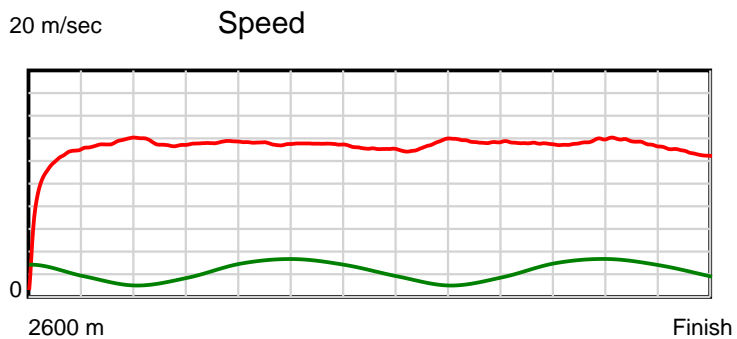
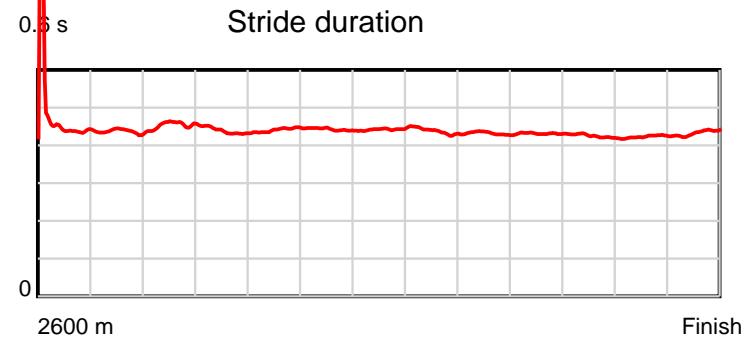
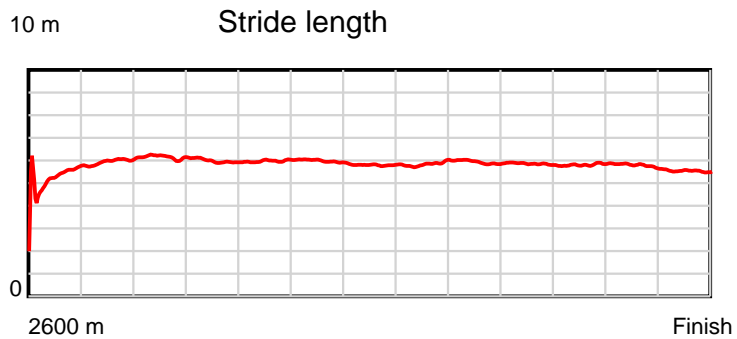
Disclaimer.

HRNZ and NZMTC and Thoroughbred Ratings Pty Ltd accepts no responsibility for the completeness or accuracy of any of the information contained herein, and makes no representations about its suitability for any particular purpose. Users should make their own judgements about those matters and/or seek independent advice. You assume all risks associated with use of the data provided on this page.

Race Results

March 03, 2022, Race 6, HOTEL MONTREAL HANDICAP TROT, Distance 2600m, Addington - Survey 3200m

Result	TAB no.	Horse (Barrier)	2200m to	2000m to	1800m to	1600m to	1400m to	1200m to	1000m to	800m to	600m to	400m to	200m to	Total or	Margin
3rd	7	Missalyssa (2)	2000m	1800m	1600m	1400m	1200m	1000m	800m	600m	400m	200m	WP	Average	
		Position in running (margin)	5(7.7)	5(4.9)	2(0.0)	1(0.0)	1(0.0)	1(0.0)	1(0.0)	1(0.0)	1(0.0)	1(0.0)	1(0.0)		2.90
		Sectional time (s)	15.03	14.64	14.91	14.85	15.29	15.01	14.77	14.79	14.81	14.68	15.80		
		Cumulative time (s)	164.58	149.55	134.91	120.00	105.15	89.86	74.85	60.08	45.29	30.48	15.80	3:16.98	
		Speed (m/s)	13.31	13.66	13.41	13.47	13.08	13.32	13.54	13.52	13.50	13.62	12.66	13.20	
		Stride length (m)	6.04	5.99	5.92	5.96	5.79	5.83	5.85	5.83	5.73	5.76	5.50	5.79	
		Stride duration (s)	0.454	0.438	0.441	0.442	0.443	0.437	0.432	0.432	0.425	0.423	0.434	0.439	
		Stride efficiency (%)	57.00	55.98	54.74	55.51	52.38	53.10	53.44	53.20	51.38	51.88	47.23	52.44	
		Stride count	33.11	33.41	33.79	33.56	34.54	34.31	34.20	34.28	34.88	34.71	36.38	448.83	



Note: Horizontal distance axis grid lines are 200m furlongs.

Disclaimer.

HRNZ and NZMTC and Thoroughbred Ratings Pty Ltd accepts no responsibility for the completeness or accuracy of any of the information contained herein, and makes no representations about its suitability for any particular purpose. Users should make their own judgements about those matters and/or seek independent advice. You assume all risks associated with use of the data provided on this page.



Race Results



March 03, 2022, Race 6, HOTEL MONTREAL HANDICAP TROT, Distance 2600m, Addington - Survey 3200m

Result	TAB no.	Horse (Barrier)	2600 to	2400m to
4th	1	Time Up The Hi... (4)	2400m	2200m
		Position in running (margin)	-	3(2.1)
		Sectional time (s)	17.07	14.50
		Cumulative time (s)	197.04	179.97
		Speed (m/s)	11.72	13.79
		Stride length (m)	5.72	6.38
		Stride duration (s)	0.467	0.463
		Stride efficiency (%)	51.09	63.60
		Stride count	34.98	31.35

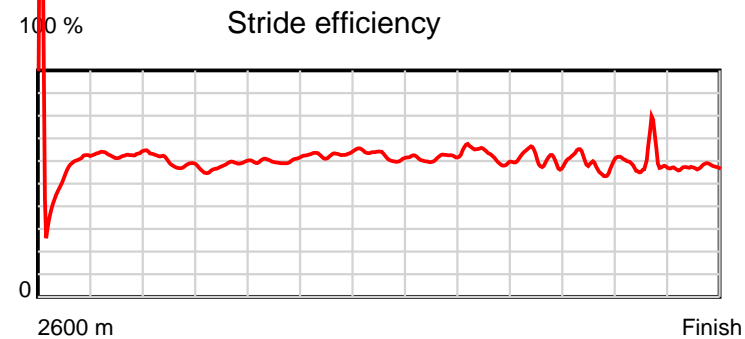
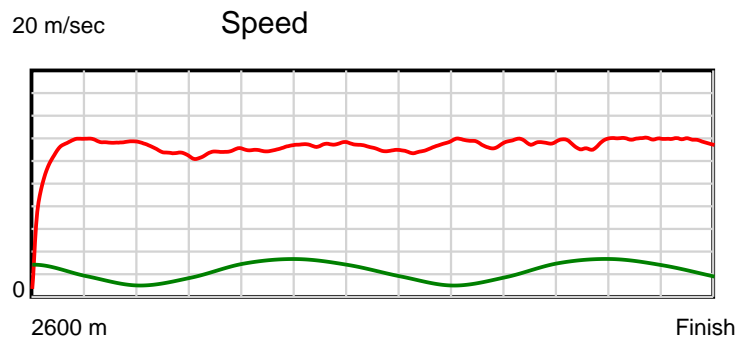
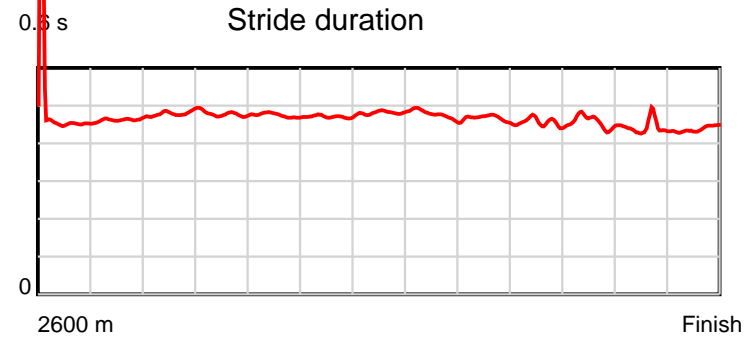
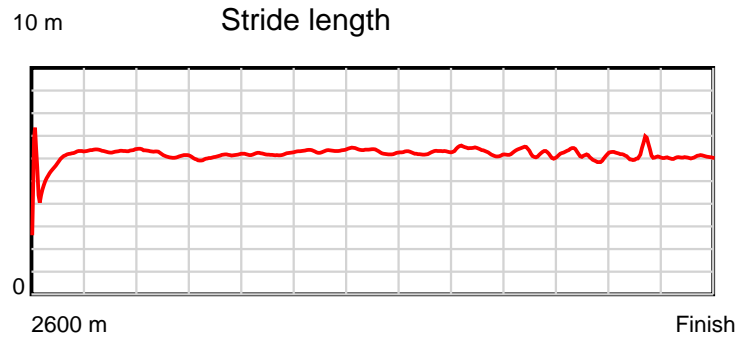
Disclaimer.

HRNZ and NZMTC and Thoroughbred Ratings Pty Ltd accepts no responsibility for the completeness or accuracy of any of the information contained herein, and makes no representations about its suitability for any particular purpose. Users should make their own judgements about those matters and/or seek independent advice. You assume all risks associated with use of the data provided on this page.

Race Results

March 03, 2022, Race 6, HOTEL MONTREAL HANDICAP TROT, Distance 2600m, Addington - Survey 3200m

Result	TAB no.	Horse (Barrier)	2200m to	2000m to	1800m to	1600m to	1400m to	1200m to	1000m to	800m to	600m to	400m to	200m to	Total or	Margin
4th	1	Time Up The Hi... (4)	2000m	1800m	1600m	1400m	1200m	1000m	800m	600m	400m	200m	WP	Average	
		Position in running (margin)	3(2.8)	4(3.9)	6(5.5)	7(9.0)	7(8.3)	8(7.7)	8(8.1)	7(8.3)	6(7.1)	6(8.1)	6(7.4)		3.30
		Sectional time (s)	15.67	15.72	15.51	14.72	15.19	15.08	14.81	14.59	14.98	14.56	14.64		
		Cumulative time (s)	165.47	149.80	134.08	118.57	103.85	88.66	73.58	58.77	44.18	29.20	14.64	3:17.04	
		Speed (m/s)	12.76	12.72	12.89	13.59	13.17	13.26	13.50	13.71	13.35	13.74	13.66	13.20	
		Stride length (m)	6.12	6.07	6.12	6.39	6.34	6.31	6.30	6.25	6.09	6.03	5.99	6.16	
		Stride duration (s)	0.480	0.477	0.474	0.470	0.481	0.476	0.466	0.456	0.456	0.439	0.439	0.467	
		Stride efficiency (%)	58.59	57.66	58.52	63.80	62.78	62.31	62.00	60.99	57.94	56.90	56.15	59.26	
		Stride count	32.66	32.92	32.68	31.30	31.55	31.67	31.75	32.01	32.84	33.15	33.36	422.22	



Note: Horizontal distance axis grid lines are 200m furlongs.

Disclaimer.

HRNZ and NZMTC and Thoroughbred Ratings Pty Ltd accepts no responsibility for the completeness or accuracy of any of the information contained herein, and makes no representations about its suitability for any particular purpose. Users should make their own judgements about those matters and/or seek independent advice. You assume all risks associated with use of the data provided on this page.



Race Results



March 03, 2022, Race 6, HOTEL MONTREAL HANDICAP TROT, Distance 2600m, Addington - Survey 3200m

Result	TAB no.	Horse (Barrier)	2600 to	2400m to
5th	2	The Bloss (7)	2400m	2200m
		Position in running (margin)	-	1(0.0)
		Sectional time (s)	16.67	14.48
		Cumulative time (s)	197.76	181.09
		Speed (m/s)	12.00	13.81
		Stride length (m)	5.48	5.98
		Stride duration (s)	0.450	0.433
		Stride efficiency (%)	46.96	55.96
		Stride count	36.48	33.42

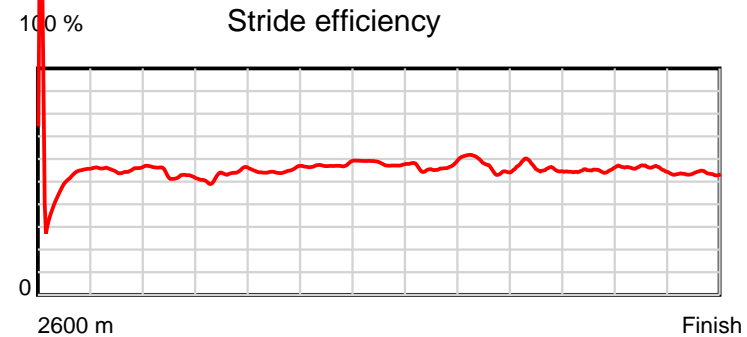
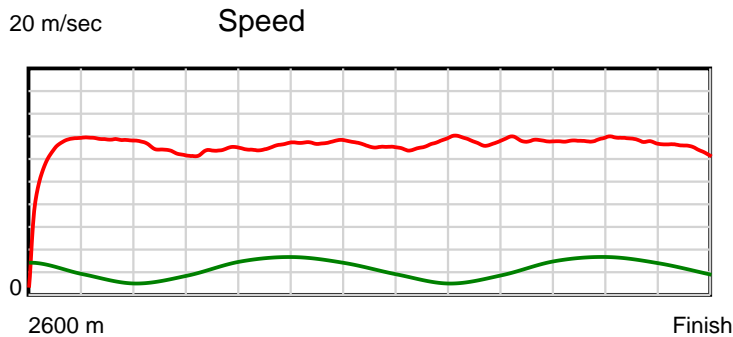
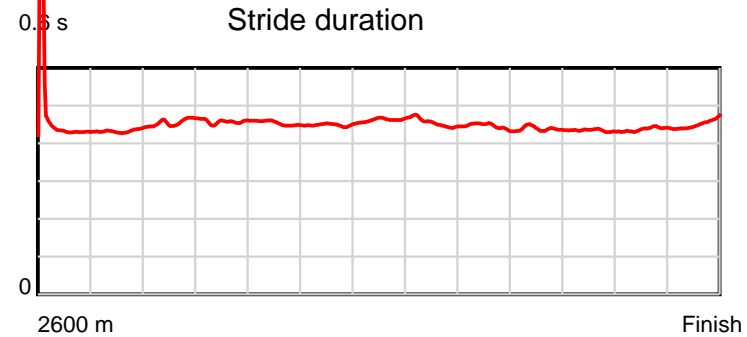
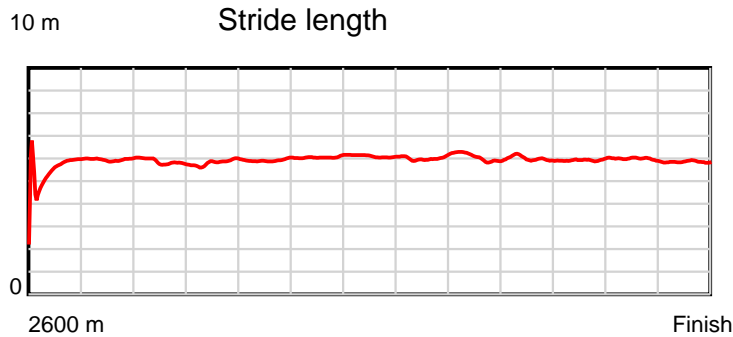
Disclaimer.

HRNZ and NZMTC and Thoroughbred Ratings Pty Ltd accepts no responsibility for the completeness or accuracy of any of the information contained herein, and makes no representations about its suitability for any particular purpose. Users should make their own judgements about those matters and/or seek independent advice. You assume all risks associated with use of the data provided on this page.

Race Results

March 03, 2022, Race 6, HOTEL MONTREAL HANDICAP TROT, Distance 2600m, Addington - Survey 3200m

Result	TAB no.	Horse (Barrier)	2200m to	2000m to	1800m to	1600m to	1400m to	1200m to	1000m to	800m to	600m to	400m to	200m to	Total or	Margin
5th	2	The Bloss (7)	2000m	1800m	1600m	1400m	1200m	1000m	800m	600m	400m	200m	WP	Average	
		Position in running (margin)	2(0.5)	2(1.6)	4(3.6)	5(6.7)	5(6.5)	6(5.9)	6(6.1)	4(6.2)	5(5.2)	4(5.9)	4(6.4)		7.30
		Sectional time (s)	15.65	15.79	15.43	14.81	15.20	15.04	14.80	14.63	14.92	14.76	15.58		
		Cumulative time (s)	166.61	150.96	135.17	119.74	104.93	89.73	74.69	59.89	45.26	30.34	15.58	3:17.76	
		Speed (m/s)	12.78	12.67	12.96	13.50	13.16	13.30	13.51	13.67	13.40	13.55	12.84	13.15	
		Stride length (m)	5.82	5.79	5.88	6.06	6.09	6.05	6.02	5.99	5.82	5.92	5.82	5.90	
		Stride duration (s)	0.456	0.458	0.454	0.449	0.463	0.454	0.446	0.438	0.434	0.437	0.454	0.449	
		Stride efficiency (%)	53.02	52.46	54.01	57.44	57.86	57.11	56.70	56.15	52.90	54.76	52.98	54.37	
		Stride count	34.34	34.52	34.02	32.99	32.87	33.08	33.20	33.36	34.37	33.79	34.35	440.79	



Note: Horizontal distance axis grid lines are 200m furlongs.

Disclaimer.

HRNZ and NZMTC and Thoroughbred Ratings Pty Ltd accepts no responsibility for the completeness or accuracy of any of the information contained herein, and makes no representations about its suitability for any particular purpose. Users should make their own judgements about those matters and/or seek independent advice. You assume all risks associated with use of the data provided on this page.



Race Results



March 03, 2022, Race 6, HOTEL MONTREAL HANDICAP TROT, Distance 2600m, Addington - Survey 3200m

Result	TAB no.	Horse (Barrier)	2600 to	2400m to
6th	3	Show Me The Gr... (8)	2400m	2200m
		Position in running (margin)	-	2(0.4)
		Sectional time (s)	16.79	14.33
		Cumulative time (s)	197.78	180.99
		Speed (m/s)	11.91	13.96
		Stride length (m)	5.23	5.94
		Stride duration (s)	0.428	0.425
		Stride efficiency (%)	42.81	55.09
		Stride count	38.21	33.69

Disclaimer.

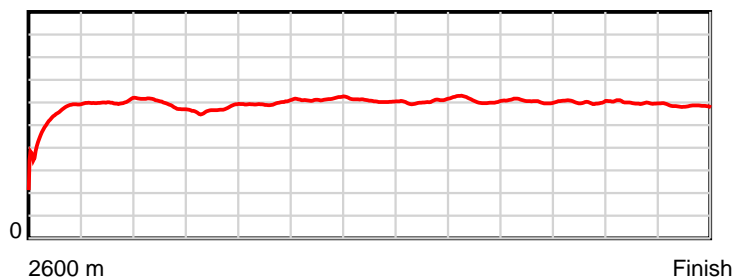
HRNZ and NZMTC and Thoroughbred Ratings Pty Ltd accepts no responsibility for the completeness or accuracy of any of the information contained herein, and makes no representations about its suitability for any particular purpose. Users should make their own judgements about those matters and/or seek independent advice. You assume all risks associated with use of the data provided on this page.

Race Results

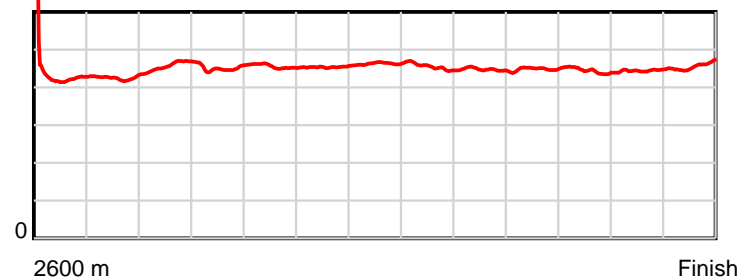
March 03, 2022, Race 6, HOTEL MONTREAL HANDICAP TROT, Distance 2600m, Addington - Survey 3200m

Result	TAB no.	Horse (Barrier)	2200m to	2000m to	1800m to	1600m to	1400m to	1200m to	1000m to	800m to	600m to	400m to	200m to	Total or	Margin
6th	3	Show Me The Gr... (8)	2000m	1800m	1600m	1400m	1200m	1000m	800m	600m	400m	200m	WP	Average	
		Position in running (margin)	1(0.0)	1(0.0)	3(1.7)	3(4.5)	3(4.2)	4(3.7)	4(4.2)	3(4.1)	3(4.0)	3(4.2)	3(5.3)		7.30
		Sectional time (s)	15.48	15.74	15.38	14.81	15.20	15.09	14.76	14.77	14.85	14.87	15.71		
		Cumulative time (s)	166.66	151.18	135.44	120.06	105.25	90.05	74.96	60.20	45.43	30.58	15.71	3:17.78	
		Speed (m/s)	12.92	12.71	13.00	13.50	13.16	13.25	13.55	13.54	13.47	13.45	12.73	13.15	
		Stride length (m)	5.92	5.73	5.93	6.13	6.09	6.03	6.06	6.07	5.99	5.98	5.82	5.91	
		Stride duration (s)	0.458	0.451	0.456	0.454	0.463	0.455	0.447	0.449	0.445	0.445	0.457	0.449	
		Stride efficiency (%)	54.69	51.30	54.92	58.69	57.96	56.76	57.44	57.64	56.05	55.85	52.90	54.53	
		Stride count	33.81	34.91	33.74	32.63	32.84	33.18	32.99	32.93	33.39	33.45	34.38	440.15	

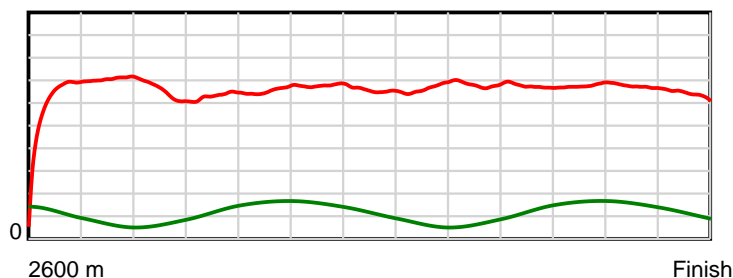
10 m Stride length



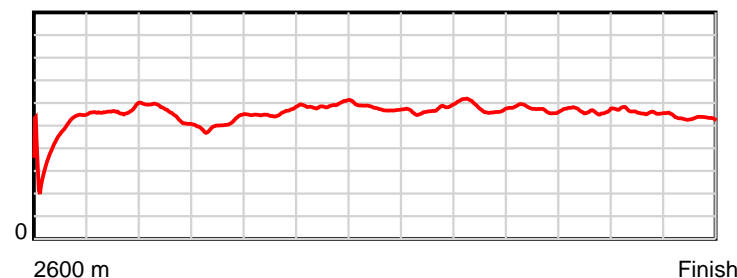
0.5 s Stride duration



20 m/sec Speed



100 % Stride efficiency



Note: Horizontal distance axis grid lines are 200m furlongs.

Disclaimer.

HRNZ and NZMTC and Thoroughbred Ratings Pty Ltd accepts no responsibility for the completeness or accuracy of any of the information contained herein, and makes no representations about its suitability for any particular purpose. Users should make their own judgements about those matters and/or seek independent advice. You assume all risks associated with use of the data provided on this page.



Race Results



March 03, 2022, Race 6, HOTEL MONTREAL HANDICAP TROT, Distance 2600m, Addington - Survey 3200m

Result	TAB no.	Horse (Barrier)	2600 to	2400m to
7th	10	Phoebe Onyx (3)	2400m	2200m
		Position in running (margin)	-	9(14.2)
		Sectional time (s)	19.15	15.15
		Cumulative time (s)	198.68	179.53
		Speed (m/s)	10.45	13.20
		Stride length (m)	5.70	5.88
		Stride duration (s)	0.432	0.446
		Stride efficiency (%)	50.70	54.03
		Stride count	35.11	34.01

Disclaimer.

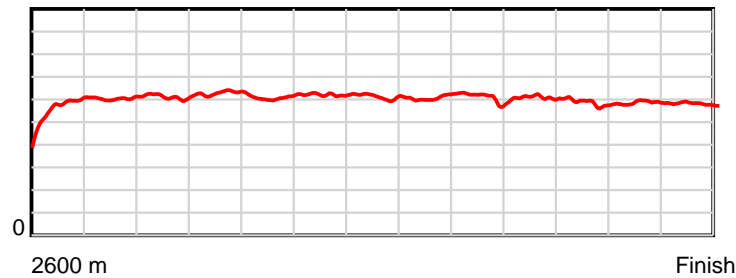
HRNZ and NZMTC and Thoroughbred Ratings Pty Ltd accepts no responsibility for the completeness or accuracy of any of the information contained herein, and makes no representations about its suitability for any particular purpose. Users should make their own judgements about those matters and/or seek independent advice. You assume all risks associated with use of the data provided on this page.

Race Results

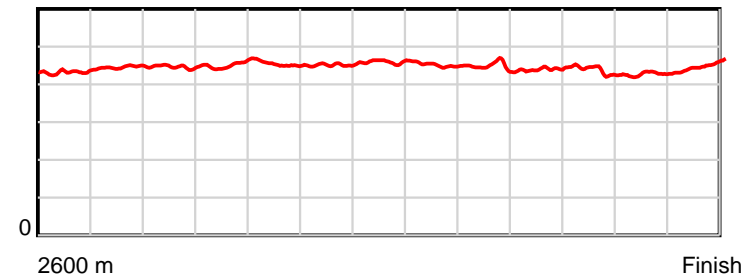
March 03, 2022, Race 6, HOTEL MONTREAL HANDICAP TROT, Distance 2600m, Addington - Survey 3200m

Result	TAB no.	Horse (Barrier)	2200m to	2000m to	1800m to	1600m to	1400m to	1200m to	1000m to	800m to	600m to	400m to	200m to	Total or	Margin
7th	10	Phoebe Onyx (3)	2000m	1800m	1600m	1400m	1200m	1000m	800m	600m	400m	200m	WP	Average	
		Position in running (margin)	9(18.8)	9(15.2)	9(8.8)	8(9.9)	8(8.4)	7(7.1)	7(7.9)	8(9.5)	7(7.7)	8(10.1)	7(11.3)		12.40
		Sectional time (s)	14.89	14.39	15.10	14.60	15.08	15.13	15.05	14.48	15.22	14.89	15.55		
		Cumulative time (s)	164.38	149.49	135.10	120.00	105.40	90.32	75.19	60.14	45.66	30.44	15.55	3:18.68	
		Speed (m/s)	13.43	13.90	13.25	13.70	13.26	13.22	13.29	13.81	13.14	13.43	12.86	13.09	
		Stride length (m)	6.00	6.28	6.01	6.18	6.10	5.96	5.94	6.09	5.73	5.75	5.80	5.95	
		Stride duration (s)	0.446	0.452	0.454	0.451	0.460	0.451	0.447	0.441	0.436	0.428	0.451	0.455	
		Stride efficiency (%)	56.21	61.56	56.49	59.78	58.15	55.54	55.16	57.88	51.34	51.59	52.54	55.32	
		Stride count	33.35	31.87	33.26	32.34	32.79	33.55	33.66	32.86	34.89	34.81	34.49	436.99	

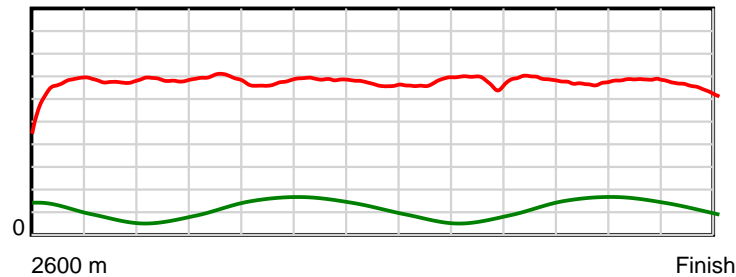
10 m Stride length



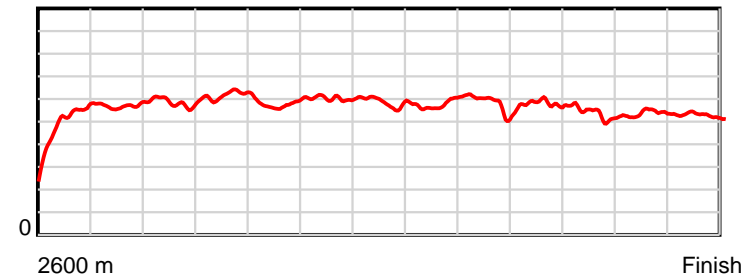
0.6 s Stride duration



20 m/sec Speed



100 % Stride efficiency



Note: Horizontal distance axis grid lines are 200m furlongs.

Disclaimer.

HRNZ and NZMTC and Thoroughbred Ratings Pty Ltd accepts no responsibility for the completeness or accuracy of any of the information contained herein, and makes no representations about its suitability for any particular purpose. Users should make their own judgements about those matters and/or seek independent advice. You assume all risks associated with use of the data provided on this page.



Race Results



March 03, 2022, Race 6, HOTEL MONTREAL HANDICAP TROT, Distance 2600m, Addington - Survey 3200m

Result	TAB no.	Horse (Barrier)	2600 to	2400m to
8th	11	Chief Of Staff (6)	2400m	2200m
		Position in running (margin)	-	10(18.4)
		Sectional time (s)	19.90	14.74
		Cumulative time (s)	198.82	178.92
		Speed (m/s)	10.05	13.57
		Stride length (m)	5.74	6.16
		Stride duration (s)	0.452	0.454
		Stride efficiency (%)	51.51	59.22
		Stride count	34.84	32.49

Disclaimer.

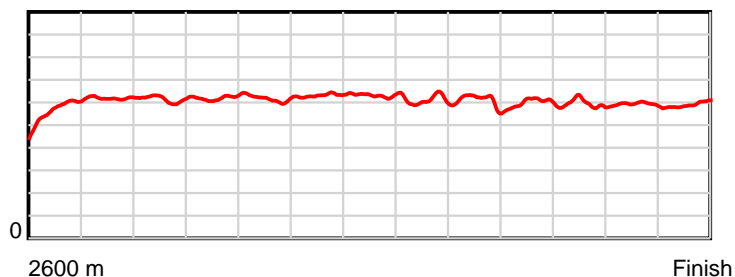
HRNZ and NZMTC and Thoroughbred Ratings Pty Ltd accepts no responsibility for the completeness or accuracy of any of the information contained herein, and makes no representations about its suitability for any particular purpose. Users should make their own judgements about those matters and/or seek independent advice. You assume all risks associated with use of the data provided on this page.

Race Results

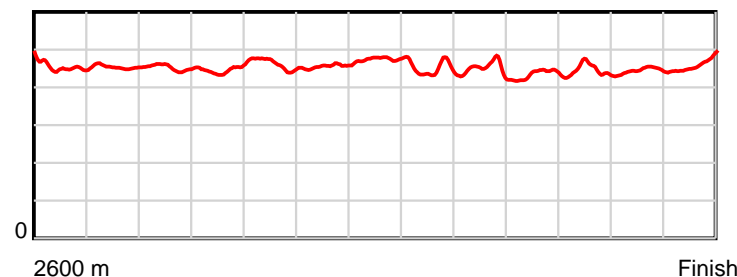
March 03, 2022, Race 6, HOTEL MONTREAL HANDICAP TROT, Distance 2600m, Addington - Survey 3200m

Result	TAB no.	Horse (Barrier)	2200m to	2000m to	1800m to	1600m to	1400m to	1200m to	1000m to	800m to	600m to	400m to	200m to	Total or	Margin
8th	11	Chief Of Staff (6)	2000m	1800m	1600m	1400m	1200m	1000m	800m	600m	400m	200m	WP	Average	
		Position in running (margin)	10(20.6)	10(17.1)	10(10.8)	10(12.5)	9(10.6)	9(9.0)	9(9.6)	9(11.3)	10(9.2)	7(10.0)	8(11.5)		13.20
		Sectional time (s)	14.90	14.40	15.20	14.53	15.03	15.12	15.06	14.44	14.95	14.93	15.62		
		Cumulative time (s)	164.18	149.28	134.88	119.68	105.15	90.12	75.00	59.94	45.50	30.55	15.62	3:18.82	
		Speed (m/s)	13.42	13.89	13.16	13.76	13.31	13.23	13.28	13.85	13.38	13.40	12.80	13.08	
		Stride length (m)	6.07	6.19	6.08	6.27	6.32	5.94	5.96	6.01	5.95	5.96	5.93	6.04	
		Stride duration (s)	0.452	0.446	0.462	0.455	0.475	0.449	0.449	0.434	0.445	0.445	0.463	0.462	
		Stride efficiency (%)	57.53	59.95	57.68	61.42	62.49	55.09	55.49	56.51	55.30	55.55	54.89	57.01	
		Stride count	32.96	32.29	32.92	31.90	31.63	33.68	33.56	33.26	33.62	33.54	33.75	430.44	

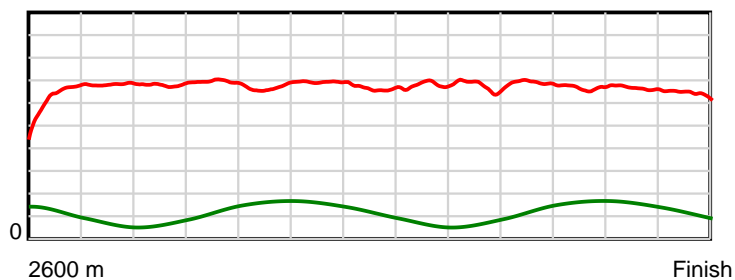
10 m Stride length



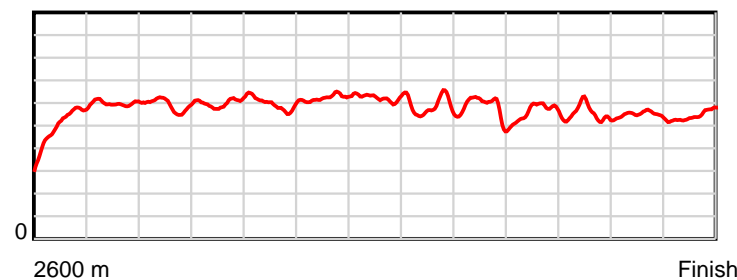
0.6 s Stride duration



20 m/sec Speed



100 % Stride efficiency



Note: Horizontal distance axis grid lines are 200m furlongs.

Disclaimer.

HRNZ and NZMTC and Thoroughbred Ratings Pty Ltd accepts no responsibility for the completeness or accuracy of any of the information contained herein, and makes no representations about its suitability for any particular purpose. Users should make their own judgements about those matters and/or seek independent advice. You assume all risks associated with use of the data provided on this page.



Race Results



March 03, 2022, Race 6, HOTEL MONTREAL HANDICAP TROT, Distance 2600m, Addington - Survey 3200m

Result	TAB no.	Horse (Barrier)	2600 to	2400m to
9th	6	Fighting Fire (1)	2400m	2200m
		Position in running (margin)	-	8(9.7)
		Sectional time (s)	18.22	15.18
		Cumulative time (s)	200.86	182.64
		Speed (m/s)	10.98	13.18
		Stride length (m)	5.63	6.22
		Stride duration (s)	0.491	0.472
		Stride efficiency (%)	49.53	60.38
		Stride count	35.52	32.18

Disclaimer.

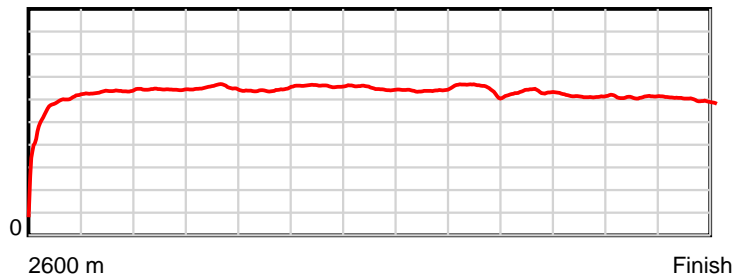
HRNZ and NZMTC and Thoroughbred Ratings Pty Ltd accepts no responsibility for the completeness or accuracy of any of the information contained herein, and makes no representations about its suitability for any particular purpose. Users should make their own judgements about those matters and/or seek independent advice. You assume all risks associated with use of the data provided on this page.

Race Results

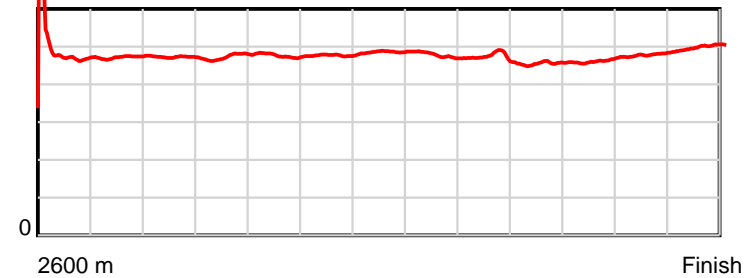
March 03, 2022, Race 6, HOTEL MONTREAL HANDICAP TROT, Distance 2600m, Addington - Survey 3200m

Result	TAB no.	Horse (Barrier)	2200m to	2000m to	1800m to	1600m to	1400m to	1200m to	1000m to	800m to	600m to	400m to	200m to	Total or	Margin
9th	6	Fighting Fire (1)	2000m	1800m	1600m	1400m	1200m	1000m	800m	600m	400m	200m	WP	Average	
		Position in running (margin)	8(14.4)	8(12.0)	7(6.5)	6(8.6)	6(6.9)	5(5.7)	5(5.3)	6(7.4)	4(5.2)	9(10.2)	9(17.4)		24.50
		Sectional time (s)	15.08	14.54	15.26	14.57	15.09	14.95	15.12	14.42	15.65	15.89	16.89		
		Cumulative time (s)	167.46	152.38	137.84	122.58	108.01	92.92	77.97	62.85	48.43	32.78	16.89	3:20.86	
		Speed (m/s)	13.26	13.76	13.11	13.73	13.25	13.38	13.23	13.87	12.78	12.59	11.84	12.94	
		Stride length (m)	6.26	6.51	6.24	6.55	6.45	6.38	6.25	6.32	5.92	6.03	5.92	6.19	
		Stride duration (s)	0.472	0.473	0.476	0.477	0.486	0.477	0.473	0.456	0.463	0.479	0.500	0.479	
		Stride efficiency (%)	61.33	66.14	60.91	66.96	64.97	63.64	61.10	62.42	54.71	56.88	54.72	59.97	
		Stride count	31.93	30.74	32.03	30.55	31.02	31.34	31.99	31.65	33.80	33.15	33.80	419.70	

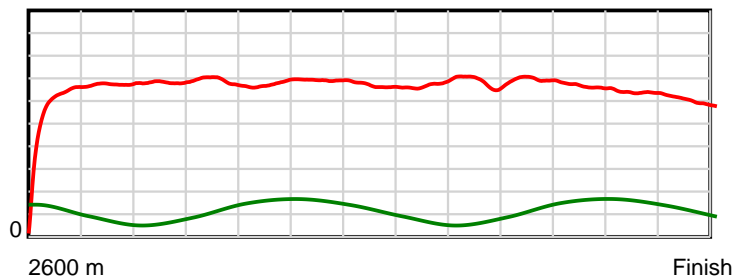
10 m Stride length



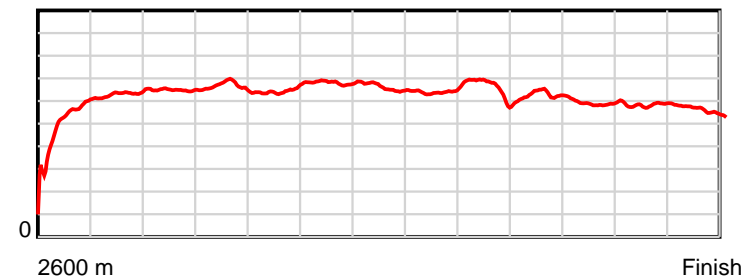
0.5 s Stride duration



20 m/sec Speed



100 % Stride efficiency



Note: Horizontal distance axis grid lines are 200m furlongs.

Disclaimer.

HRNZ and NZMTC and Thoroughbred Ratings Pty Ltd accepts no responsibility for the completeness or accuracy of any of the information contained herein, and makes no representations about its suitability for any particular purpose. Users should make their own judgements about those matters and/or seek independent advice. You assume all risks associated with use of the data provided on this page.



Race Results



March 03, 2022, Race 6, HOTEL MONTREAL HANDICAP TROT, Distance 2600m, Addington - Survey 3200m

Result	TAB no.	Horse (Barrier)	2600 to	2400m to
10th	8	The Player (5)	2400m	2200m
		Position in running (margin)	-	7(7.7)
		Sectional time (s)	18.15	15.00
		Cumulative time (s)	201.03	182.88
		Speed (m/s)	11.02	13.33
		Stride length (m)	5.22	5.69
		Stride duration (s)	0.430	0.427
		Stride efficiency (%)	42.61	50.64
		Stride count	38.30	35.13

Disclaimer.

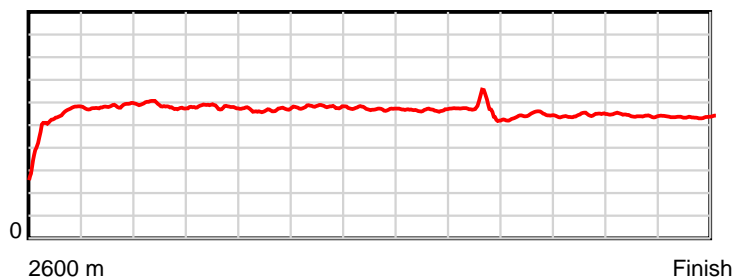
HRNZ and NZMTC and Thoroughbred Ratings Pty Ltd accepts no responsibility for the completeness or accuracy of any of the information contained herein, and makes no representations about its suitability for any particular purpose. Users should make their own judgements about those matters and/or seek independent advice. You assume all risks associated with use of the data provided on this page.

Race Results

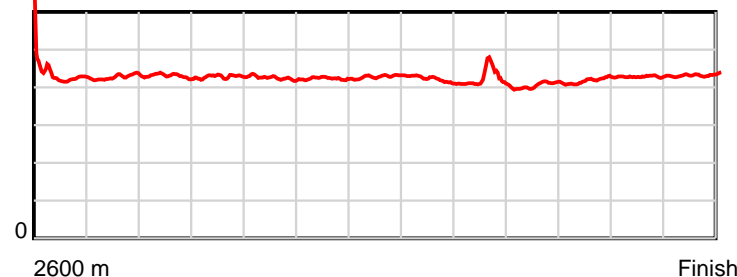
March 03, 2022, Race 6, HOTEL MONTREAL HANDICAP TROT, Distance 2600m, Addington - Survey 3200m

Result	TAB no.	Horse (Barrier)	2200m to	2000m to	1800m to	1600m to	1400m to	1200m to	1000m to	800m to	600m to	400m to	200m to	Total or	Margin
10th	8	The Player (5)	2000m	1800m	1600m	1400m	1200m	1000m	800m	600m	400m	200m	WP	Average	
		Position in running (margin)	7(11.4)	7(8.6)	5(4.5)	4(6.0)	4(5.2)	3(3.4)	3(3.9)	5(7.1)	8(8.0)	10(14.7)	10(22.4)		25.50
		Sectional time (s)	15.01	14.77	15.17	14.70	15.00	15.09	15.31	14.94	15.93	15.97	15.99		
		Cumulative time (s)	167.88	152.87	138.10	122.93	108.23	93.23	78.14	62.83	47.89	31.96	15.99	3:21.03	
		Speed (m/s)	13.32	13.54	13.18	13.61	13.33	13.25	13.06	13.39	12.55	12.52	12.51	12.93	
		Stride length (m)	5.72	5.79	5.60	5.75	5.72	5.59	5.40	5.43	5.27	5.36	5.41	5.53	
		Stride duration (s)	0.430	0.428	0.424	0.423	0.429	0.421	0.413	0.406	0.419	0.428	0.433	0.427	
		Stride efficiency (%)	51.18	52.35	48.93	51.68	51.05	48.75	45.50	46.11	43.33	44.97	45.73	47.75	
		Stride count	34.95	34.56	35.74	34.78	34.99	35.81	37.06	36.82	37.98	37.28	36.97	470.37	

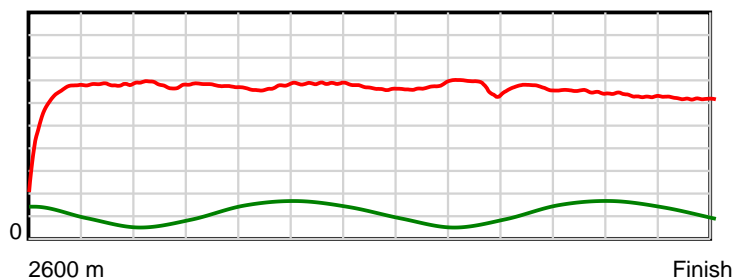
10 m Stride length



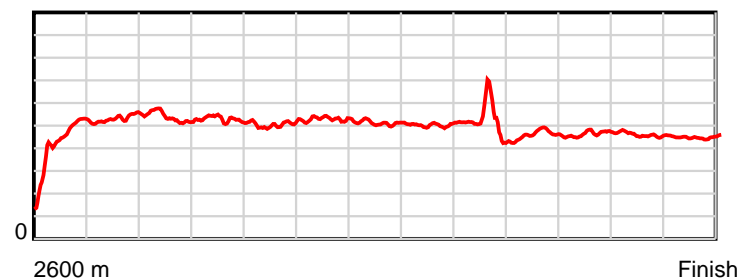
0.6 s Stride duration



20 m/sec Speed



100 % Stride efficiency



Note: Horizontal distance axis grid lines are 200m furlongs.

Disclaimer.

HRNZ and NZMTC and Thoroughbred Ratings Pty Ltd accepts no responsibility for the completeness or accuracy of any of the information contained herein, and makes no representations about its suitability for any particular purpose. Users should make their own judgements about those matters and/or seek independent advice. You assume all risks associated with use of the data provided on this page.



Race Results



March 03, 2022, Race 6, HOTEL MONTREAL HANDICAP TROT, Distance 2600m, Addington - Survey 3200m

Result	TAB no.	Horse (Barrier)	2600 to	2400m to
11th	9	Majestic Chick (0)	2400m	2200m
		Position in running (margin)	-	11(49.6)
		Sectional time (s)	25.15	16.35
		Cumulative time (s)	231.80	206.65
		Speed (m/s)	7.95	12.23
		Stride length (m)	4.12	5.60
		Stride duration (s)	0.453	0.458
		Stride efficiency (%)	26.54	49.08
		Stride count	48.53	35.69

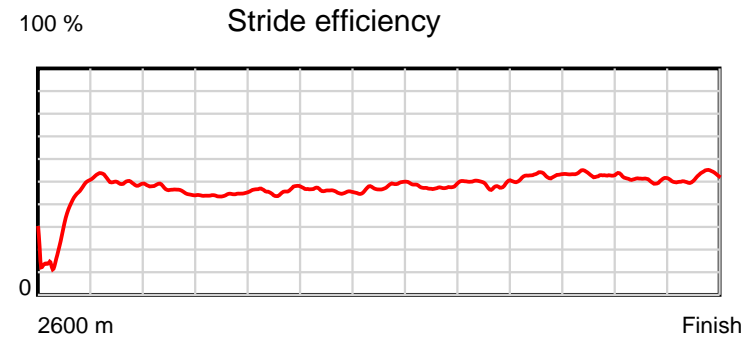
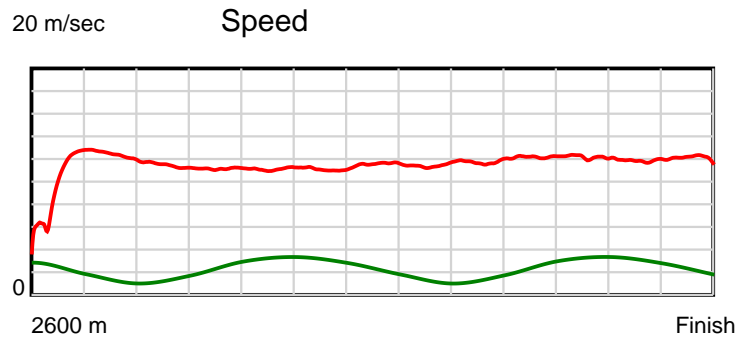
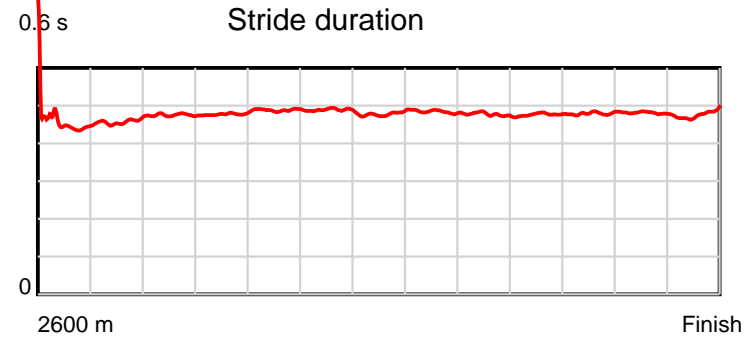
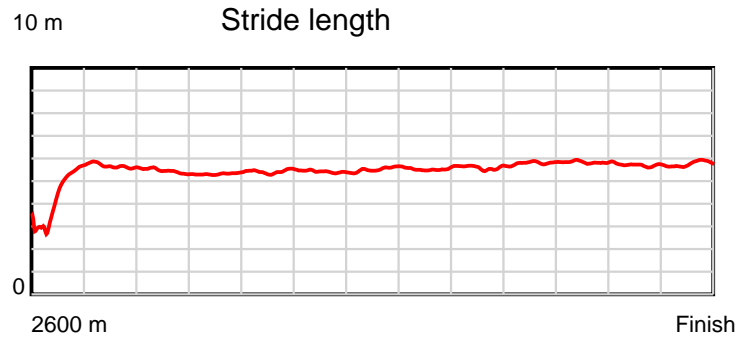
Disclaimer.

HRNZ and NZMTC and Thoroughbred Ratings Pty Ltd accepts no responsibility for the completeness or accuracy of any of the information contained herein, and makes no representations about its suitability for any particular purpose. Users should make their own judgements about those matters and/or seek independent advice. You assume all risks associated with use of the data provided on this page.

Race Results

March 03, 2022, Race 6, HOTEL MONTREAL HANDICAP TROT, Distance 2600m, Addington - Survey 3200m

Result	TAB no.	Horse (Barrier)	2200m to	2000m to	1800m to	1600m to	1400m to	1200m to	1000m to	800m to	600m to	400m to	200m to	Total or	Margin
11th	9	Majestic Chick (0)	2000m	1800m	1600m	1400m	1200m	1000m	800m	600m	400m	200m	WP	Average	
		Position in running (margin)	11(61.4)	11(74.9)	11(89.9)	11(109.3)	11(128.7)	11(141.0)	11(156.0)	11(170.9)	11(181.4)	11(191.5)	11(204.1)		196.40
		Sectional time (s)	17.73	17.96	18.16	18.07	17.36	17.50	17.26	16.54	16.49	16.79	16.44		
		Cumulative time (s)	190.30	172.57	154.61	136.45	118.38	101.02	83.52	66.26	49.72	33.23	16.44	3:51.80	
		Speed (m/s)	11.28	11.14	11.01	11.07	11.52	11.43	11.59	12.09	12.13	11.91	12.17	11.22	
		Stride length (m)	5.36	5.32	5.38	5.41	5.51	5.53	5.52	5.76	5.81	5.72	5.82	5.41	
		Stride duration (s)	0.475	0.478	0.488	0.489	0.478	0.484	0.476	0.477	0.479	0.480	0.479	0.482	
		Stride efficiency (%)	44.89	44.17	45.22	45.73	47.42	47.80	47.63	51.86	52.83	51.19	52.94	45.77	
		Stride count	37.31	37.62	37.18	36.97	36.30	36.16	36.23	34.72	34.40	34.94	34.36	480.41	



Note: Horizontal distance axis grid lines are 200m furlongs.

Disclaimer.

HRNZ and NZMTC and Thoroughbred Ratings Pty Ltd accepts no responsibility for the completeness or accuracy of any of the information contained herein, and makes no representations about its suitability for any particular purpose. Users should make their own judgements about those matters and/or seek independent advice. You assume all risks associated with use of the data provided on this page.