



Race Results

NZ Metropolitan Trotting Club Inc, HRNZ, March 03, 2022

Compilation date: March 3, 2022, 9:04:08 PM (NZDT)

Copyright © 2022 HRNZ and NZMTC. All rights reserved.

Trademarks.

StrideMASTER is a registered trademark of Thoroughbred Ratings Pty Ltd.

Disclaimer.

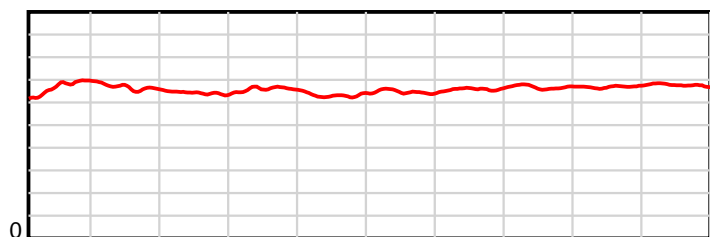
HRNZ and NZMTC and Thoroughbred Ratings Pty Ltd accepts no responsibility for the completeness or accuracy of any of the information contained herein, and makes no representations about its suitability for any particular purpose. Users should make their own judgements about those matters and/or seek independent advice. You assume all risks associated with use of the data provided on this page.

Race Results

March 03, 2022, Race 1, IRT. YOUR HORSE. OUR PASSION MOBILE PACE, Distance 1980m, Addington - Survey 1980m

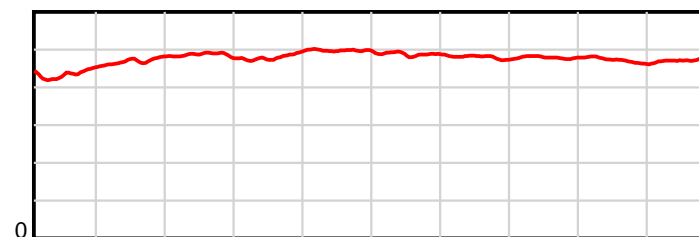
Result	TAB no.	Horse (Barrier)	1980 to	1800m to	1600m to	1400m to	1200m to	1000m to	800m to	600m to	400m to	200m to	Total or	Margin
1st	3	Wotsonyamind (3)	1800m	1600m	1400m	1200m	1000m	800m	600m	400m	200m	WP	Average	
		Position in running (margin)	-	2(0.3)	2(1.8)	2(1.8)	1(0.0)	1(0.0)	1(0.0)	1(0.0)	1(0.0)	1(0.0)		0.00
		Sectional time (s)	11.62	14.41	15.18	14.57	15.76	15.22	14.52	14.45	13.98	13.96		
		Cumulative time (s)	143.67	132.05	117.64	102.46	87.89	72.13	56.91	42.39	27.94	13.96	2:23.67	
		Speed (m/s)	15.49	13.88	13.18	13.73	12.69	13.14	13.77	13.84	14.31	14.33	13.78	
		Stride length (m)	6.75	6.53	6.40	6.61	6.31	6.41	6.60	6.64	6.74	6.82	6.58	
		Stride duration (s)	0.435	0.471	0.486	0.482	0.497	0.488	0.479	0.479	0.471	0.476	0.477	
		Stride efficiency (%)	71.14	66.73	64.06	68.32	62.26	64.23	68.08	68.82	70.96	72.73	67.57	
		Stride count	26.68	30.61	31.24	30.25	31.68	31.20	30.30	30.14	29.68	29.32	301.10	

10 m Stride length



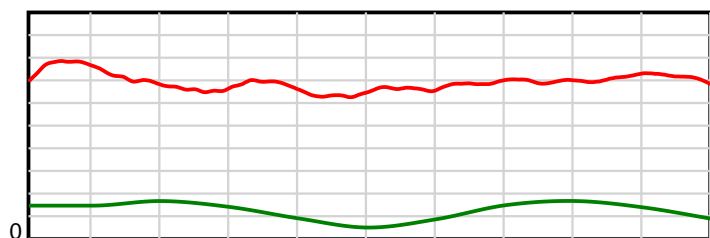
1980 m Finish

0.6 s Stride duration



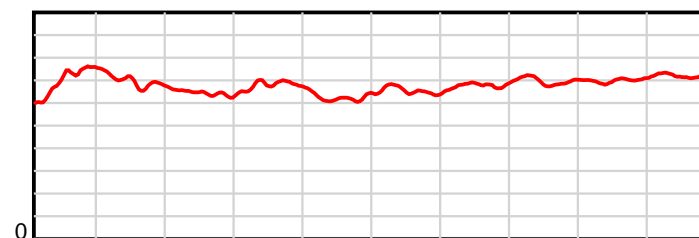
1980 m Finish

20 m/sec Speed



1980 m Finish

100 % Stride efficiency



1980 m Finish

Note: Horizontal distance axis grid lines are 200m furlongs.

Disclaimer.

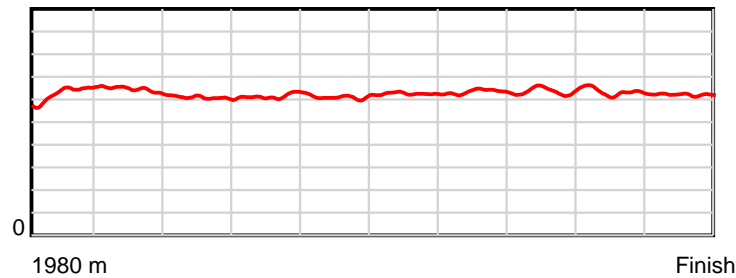
HRNZ and NZMTC and Thoroughbred Ratings Pty Ltd accepts no responsibility for the completeness or accuracy of any of the information contained herein, and makes no representations about its suitability for any particular purpose. Users should make their own judgements about those matters and/or seek independent advice. You assume all risks associated with use of the data provided on this page.

Race Results

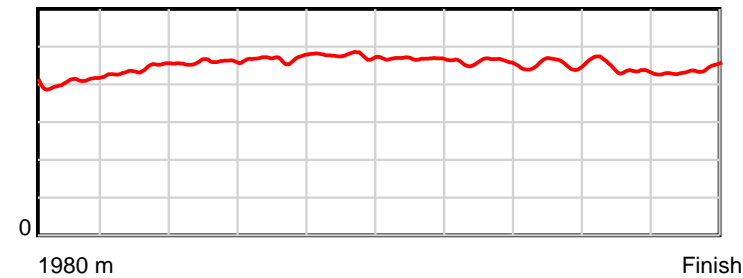
March 03, 2022, Race 1, IRT. YOUR HORSE. OUR PASSION MOBILE PACE, Distance 1980m, Addington - Survey 1980m

Result	TAB no.	Horse (Barrier)	1980 to	1800m to	1600m to	1400m to	1200m to	1000m to	800m to	600m to	400m to	200m to	Total or	Margin
2nd	5	Bettor Be Shar... (5)	1800m	1600m	1400m	1200m	1000m	800m	600m	400m	200m	WP	Average	
		Position in running (margin)	-	1(0.0)	1(0.0)	1(0.0)	2(2.7)	2(2.1)	3(1.9)	3(2.4)	2(1.7)	2(2.5)		2.80
		Sectional time (s)	11.32	14.15	15.18	15.32	15.65	15.20	14.60	14.34	14.10	14.31		
		Cumulative time (s)	144.17	132.85	118.70	103.52	88.20	72.55	57.35	42.75	28.41	14.31	2:24.17	
		Speed (m/s)	15.90	14.13	13.18	13.05	12.78	13.16	13.70	13.95	14.18	13.98	13.73	
		Stride length (m)	6.30	6.23	6.05	6.12	6.09	6.16	6.29	6.32	6.28	6.14	6.19	
		Stride duration (s)	0.405	0.441	0.459	0.469	0.476	0.468	0.460	0.453	0.443	0.439	0.451	
		Stride efficiency (%)	62.07	60.69	57.11	58.58	57.90	59.20	61.89	62.37	61.67	58.83	59.97	
		Stride count	28.56	32.09	33.08	32.67	32.86	32.49	31.78	31.66	31.84	32.60	319.63	

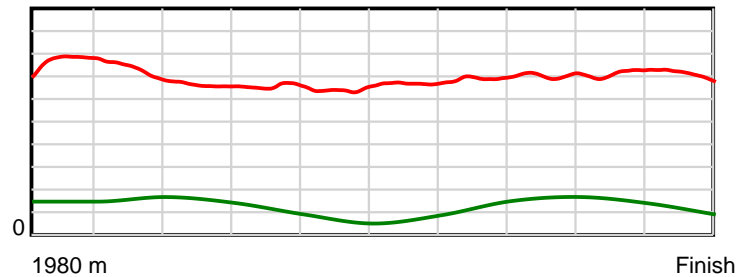
10 m Stride length



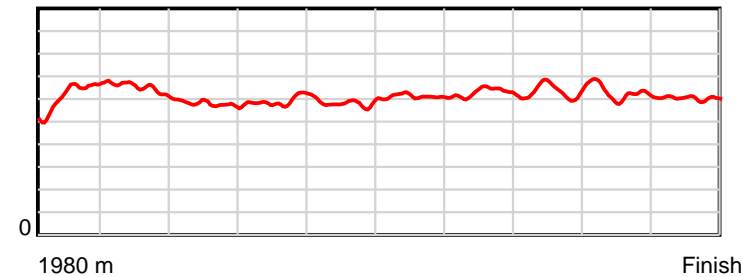
0.6 s Stride duration



20 m/sec Speed



100 % Stride efficiency



Note: Horizontal distance axis grid lines are 200m furlongs.

Disclaimer.

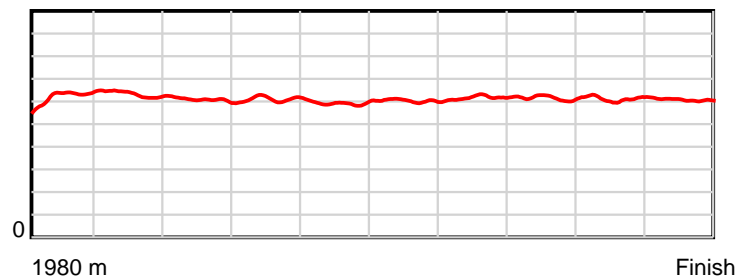
HRNZ and NZMTC and Thoroughbred Ratings Pty Ltd accepts no responsibility for the completeness or accuracy of any of the information contained herein, and makes no representations about its suitability for any particular purpose. Users should make their own judgements about those matters and/or seek independent advice. You assume all risks associated with use of the data provided on this page.

Race Results

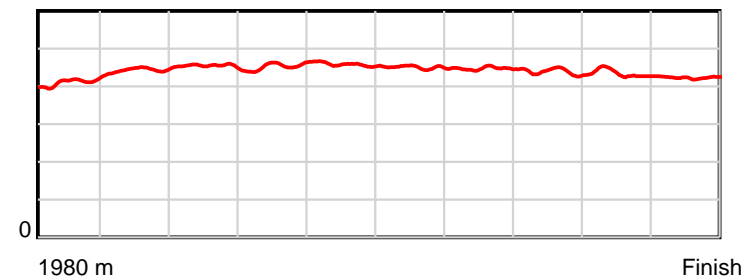
March 03, 2022, Race 1, IRT. YOUR HORSE. OUR PASSION MOBILE PACE, Distance 1980m, Addington - Survey 1980m

Result	TAB no.	Horse (Barrier)	1980 to	1800m to	1600m to	1400m to	1200m to	1000m to	800m to	600m to	400m to	200m to	Total or	Margin
3rd	1	Rodasi (1)	1800m	1600m	1400m	1200m	1000m	800m	600m	400m	200m	WP	Average	
		Position in running (margin)	-	3(2.3)	3(4.1)	3(4.2)	3(4.6)	4(4.1)	4(3.6)	4(4.0)	4(3.5)	3(5.4)		3.90
		Sectional time (s)	11.80	14.46	15.20	14.94	15.67	15.14	14.59	14.36	14.29	13.91		
		Cumulative time (s)	144.36	132.56	118.10	102.90	87.96	72.29	57.15	42.56	28.20	13.91	2:24.36	
		Speed (m/s)	15.25	13.83	13.16	13.39	12.76	13.21	13.71	13.93	14.00	14.38	13.72	
		Stride length (m)	6.25	6.14	5.98	6.07	5.84	5.95	6.13	6.10	6.07	6.09	6.06	
		Stride duration (s)	0.412	0.444	0.454	0.453	0.458	0.450	0.447	0.438	0.434	0.423	0.442	
		Stride efficiency (%)	60.99	58.82	55.84	57.59	53.38	55.28	58.71	58.09	57.61	57.92	57.33	
		Stride count	28.81	32.60	33.46	32.95	34.22	33.62	32.63	32.80	32.94	32.85	326.88	

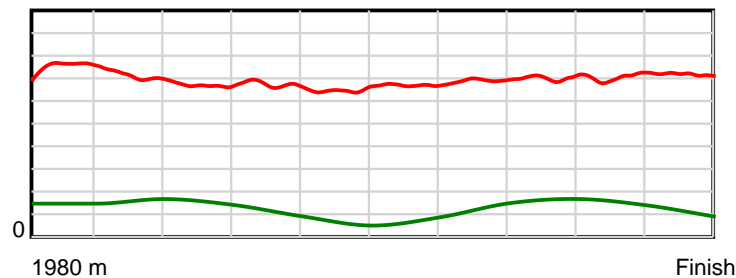
10 m Stride length



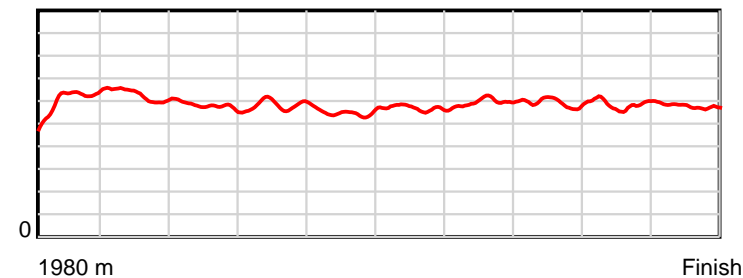
0.6 s Stride duration



20 m/sec Speed



100 % Stride efficiency



Note: Horizontal distance axis grid lines are 200m furlongs.

Disclaimer.

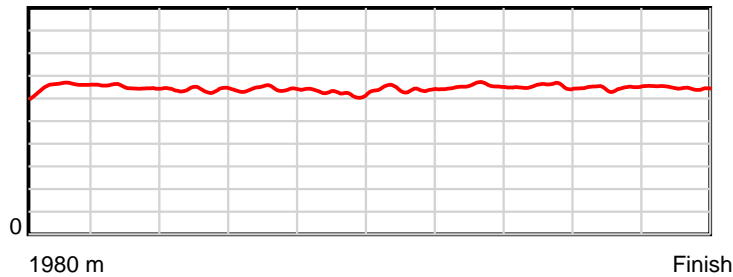
HRNZ and NZMTC and Thoroughbred Ratings Pty Ltd accepts no responsibility for the completeness or accuracy of any of the information contained herein, and makes no representations about its suitability for any particular purpose. Users should make their own judgements about those matters and/or seek independent advice. You assume all risks associated with use of the data provided on this page.

Race Results

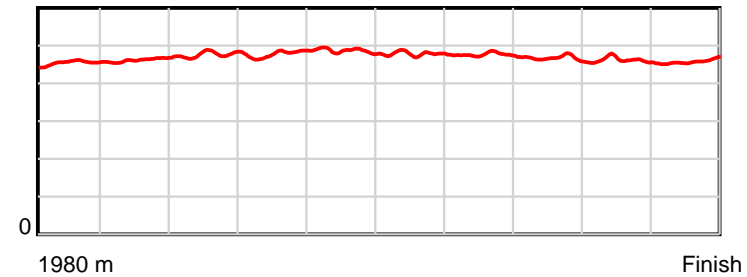
March 03, 2022, Race 1, IRT. YOUR HORSE. OUR PASSION MOBILE PACE, Distance 1980m, Addington - Survey 1980m

Result	TAB no.	Horse (Barrier)	1980 to	1800m to	1600m to	1400m to	1200m to	1000m to	800m to	600m to	400m to	200m to	Total or	Margin
4th	2	Sweet Joy (2)	1800m	1600m	1400m	1200m	1000m	800m	600m	400m	200m	WP	Average	
		Position in running (margin)	-	6(6.2)	4(7.7)	5(6.6)	5(6.9)	6(6.6)	6(5.9)	7(6.3)	6(5.7)	4(7.6)		7.60
		Sectional time (s)	12.27	14.40	15.01	14.92	15.70	15.10	14.58	14.36	14.28	14.41		
		Cumulative time (s)	145.03	132.76	118.36	103.35	88.43	72.73	57.63	43.05	28.69	14.41	2:25.03	
		Speed (m/s)	14.67	13.89	13.32	13.40	12.74	13.25	13.72	13.93	14.01	13.88	13.65	
		Stride length (m)	6.60	6.42	6.35	6.40	6.19	6.33	6.53	6.50	6.46	6.37	6.41	
		Stride duration (s)	0.456	0.462	0.477	0.478	0.486	0.478	0.476	0.467	0.461	0.459	0.470	
		Stride efficiency (%)	67.99	64.36	63.04	64.04	59.93	62.59	66.59	65.94	65.27	63.45	64.22	
		Stride count	27.29	31.16	31.49	31.24	32.30	31.60	30.64	30.79	30.95	31.39	308.85	

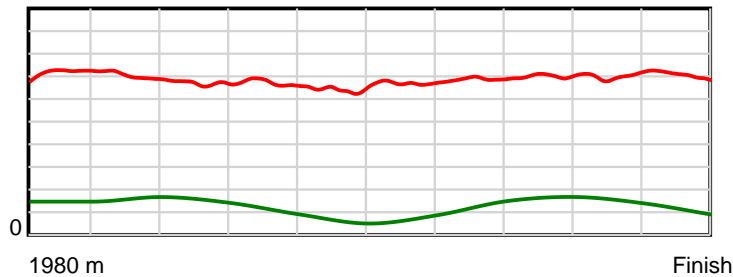
10 m Stride length



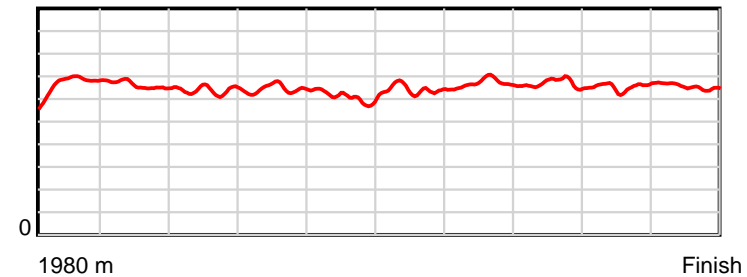
0.6 s Stride duration



20 m/sec Speed



100 % Stride efficiency



Note: Horizontal distance axis grid lines are 200m furlongs.

Disclaimer.

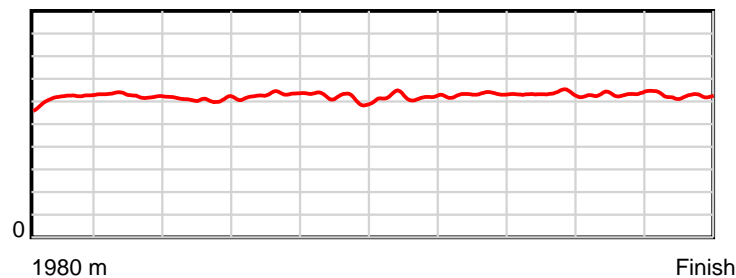
HRNZ and NZMTC and Thoroughbred Ratings Pty Ltd accepts no responsibility for the completeness or accuracy of any of the information contained herein, and makes no representations about its suitability for any particular purpose. Users should make their own judgements about those matters and/or seek independent advice. You assume all risks associated with use of the data provided on this page.

Race Results

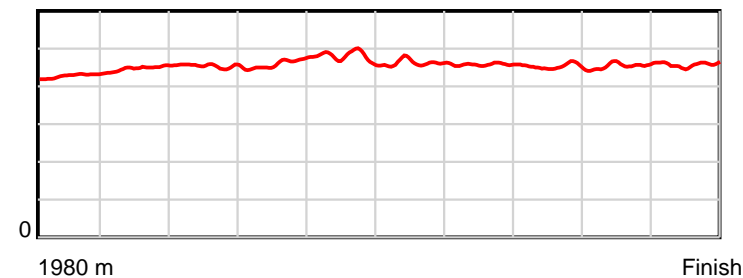
March 03, 2022, Race 1, IRT. YOUR HORSE. OUR PASSION MOBILE PACE, Distance 1980m, Addington - Survey 1980m

Result	TAB no.	Horse (Barrier)	1980 to	1800m to	1600m to	1400m to	1200m to	1000m to	800m to	600m to	400m to	200m to	Total or	Margin
5th	10	Hey Tonight (9)	1800m	1600m	1400m	1200m	1000m	800m	600m	400m	200m	WP	Average	
		Position in running (margin)	-	9(10.7)	8(11.8)	7(10.2)	7(9.4)	8(8.6)	9(7.7)	8(8.3)	8(7.7)	6(10.2)		12.50
		Sectional time (s)	13.08	14.35	14.90	14.75	15.62	15.07	14.62	14.36	14.39	14.77		
		Cumulative time (s)	145.91	132.83	118.48	103.58	88.83	73.21	58.14	43.52	29.16	14.77	2:25.91	
		Speed (m/s)	13.76	13.94	13.42	13.56	12.80	13.27	13.68	13.93	13.90	13.54	13.57	
		Stride length (m)	6.15	6.24	6.10	6.22	6.13	6.14	6.26	6.30	6.33	6.20	6.21	
		Stride duration (s)	0.428	0.448	0.454	0.459	0.479	0.462	0.458	0.452	0.455	0.458	0.457	
		Stride efficiency (%)	59.01	60.94	58.07	60.51	58.77	58.84	61.23	61.99	62.52	60.03	60.18	
		Stride count	29.29	32.03	32.81	32.14	32.61	32.59	31.95	31.75	31.62	32.27	319.06	

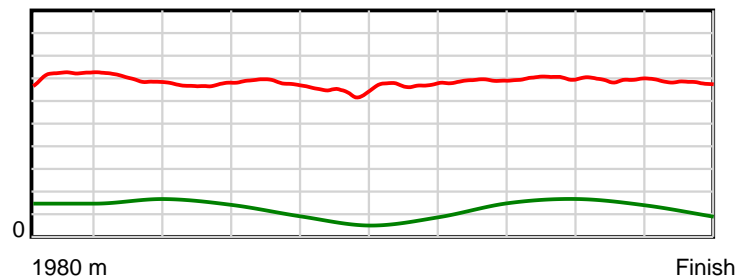
10 m Stride length



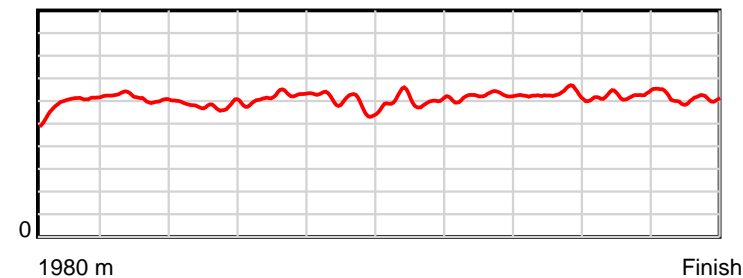
0.6 s Stride duration



20 m/sec Speed



100 % Stride efficiency



Note: Horizontal distance axis grid lines are 200m furlongs.

Disclaimer.

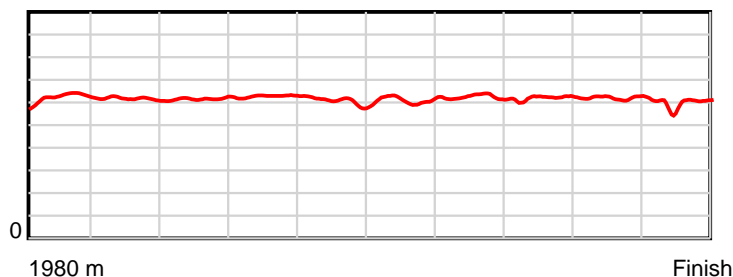
HRNZ and NZMTC and Thoroughbred Ratings Pty Ltd accepts no responsibility for the completeness or accuracy of any of the information contained herein, and makes no representations about its suitability for any particular purpose. Users should make their own judgements about those matters and/or seek independent advice. You assume all risks associated with use of the data provided on this page.

Race Results

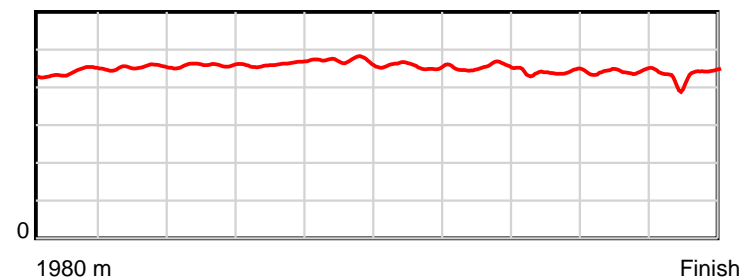
March 03, 2022, Race 1, IRT. YOUR HORSE. OUR PASSION MOBILE PACE, Distance 1980m, Addington - Survey 1980m

Result	TAB no.	Horse (Barrier)	1980 to	1800m to	1600m to	1400m to	1200m to	1000m to	800m to	600m to	400m to	200m to	Total or	Margin
6th	11	Hikoi Hine (10)	1800m	1600m	1400m	1200m	1000m	800m	600m	400m	200m	WP	Average	
		Position in running (margin)	-	8(10.0)	9(14.4)	9(12.6)	9(11.4)	10(10.6)	10(9.7)	10(10.1)	10(9.6)	9(12.5)		12.90
		Sectional time (s)	12.85	14.88	14.90	14.66	15.64	15.06	14.60	14.36	14.46	14.58		
		Cumulative time (s)	145.99	133.14	118.26	103.36	88.70	73.06	58.00	43.40	29.04	14.58	2:25.99	
		Speed (m/s)	14.01	13.44	13.42	13.64	12.79	13.28	13.70	13.93	13.83	13.72	13.56	
		Stride length (m)	6.25	6.09	6.16	6.29	6.02	6.06	6.21	6.13	6.11	5.94	6.12	
		Stride duration (s)	0.441	0.453	0.459	0.461	0.471	0.457	0.453	0.440	0.442	0.433	0.452	
		Stride efficiency (%)	61.01	57.95	59.30	61.86	56.63	57.45	60.29	58.71	58.41	55.07	58.60	
		Stride count	28.81	32.84	32.47	31.79	33.22	32.98	32.20	32.63	32.71	33.69	323.34	

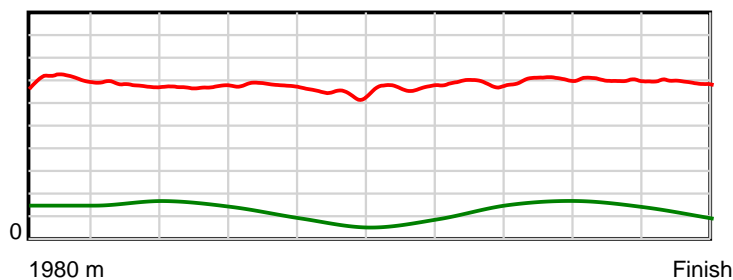
10 m Stride length



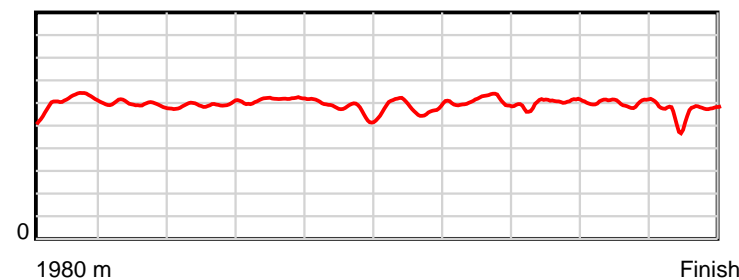
0.6 s Stride duration



20 m/sec Speed



100 % Stride efficiency



Note: Horizontal distance axis grid lines are 200m furlongs.

Disclaimer.

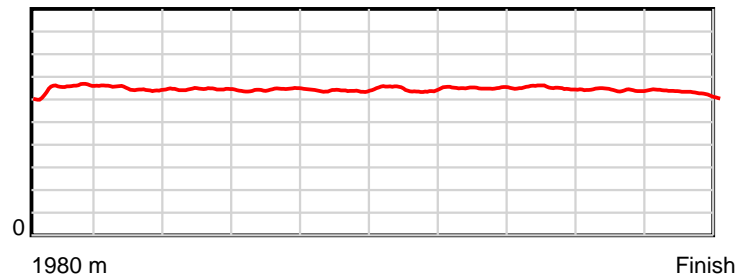
HRNZ and NZMTC and Thoroughbred Ratings Pty Ltd accepts no responsibility for the completeness or accuracy of any of the information contained herein, and makes no representations about its suitability for any particular purpose. Users should make their own judgements about those matters and/or seek independent advice. You assume all risks associated with use of the data provided on this page.

Race Results

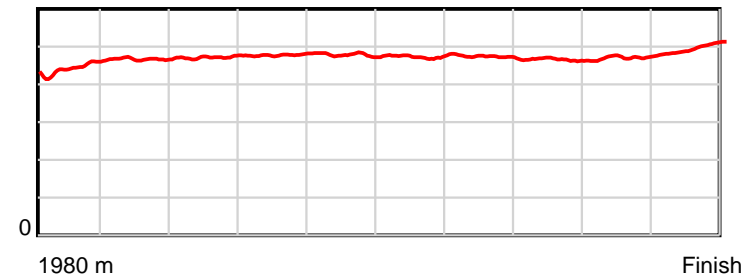
March 03, 2022, Race 1, IRT. YOUR HORSE. OUR PASSION MOBILE PACE, Distance 1980m, Addington - Survey 1980m

Result	TAB no.	Horse (Barrier)	1980 to	1800m to	1600m to	1400m to	1200m to	1000m to	800m to	600m to	400m to	200m to	Total or	Margin
7th	4	Bondi Lustre (4)	1800m	1600m	1400m	1200m	1000m	800m	600m	400m	200m	WP	Average	
		Position in running (margin)	-	4(3.8)	5(8.3)	4(6.4)	4(6.3)	3(2.6)	2(1.4)	2(1.7)	3(2.8)	5(7.7)		17.20
		Sectional time (s)	12.11	14.91	14.86	14.86	15.15	15.01	14.58	14.62	14.79	15.88		
		Cumulative time (s)	146.77	134.66	119.75	104.89	90.03	74.88	59.87	45.29	30.67	15.88	2:26.77	
		Speed (m/s)	14.86	13.41	13.46	13.46	13.20	13.32	13.72	13.68	13.52	12.59	13.49	
		Stride length (m)	6.53	6.26	6.35	6.43	6.31	6.31	6.48	6.36	6.38	6.28	6.37	
		Stride duration (s)	0.443	0.467	0.472	0.478	0.478	0.474	0.473	0.465	0.472	0.498	0.472	
		Stride efficiency (%)	66.64	61.29	62.98	64.60	62.17	62.30	65.63	63.29	63.67	61.55	63.35	
		Stride count	27.56	31.94	31.50	31.11	31.71	31.67	30.86	31.43	31.33	31.87	310.98	

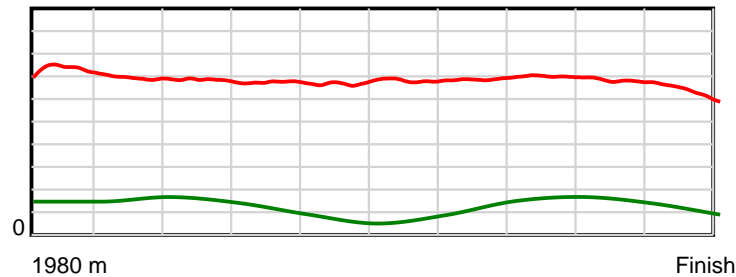
10 m Stride length



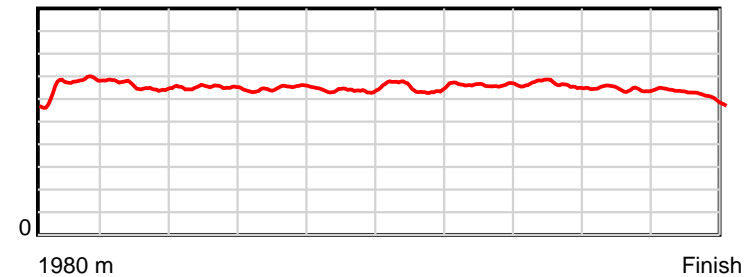
0.6 s Stride duration



20 m/sec Speed



100 % Stride efficiency



Note: Horizontal distance axis grid lines are 200m furlongs.

Disclaimer.

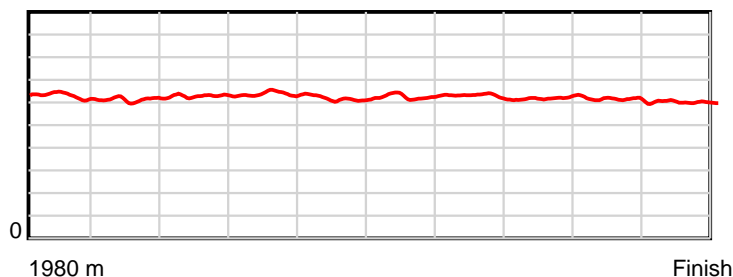
HRNZ and NZMTC and Thoroughbred Ratings Pty Ltd accepts no responsibility for the completeness or accuracy of any of the information contained herein, and makes no representations about its suitability for any particular purpose. Users should make their own judgements about those matters and/or seek independent advice. You assume all risks associated with use of the data provided on this page.

Race Results

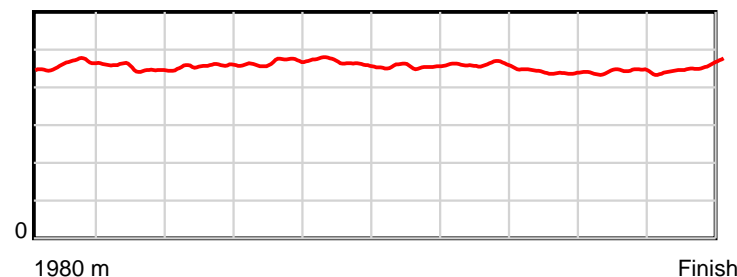
March 03, 2022, Race 1, IRT. YOUR HORSE. OUR PASSION MOBILE PACE, Distance 1980m, Addington - Survey 1980m

Result	TAB no.	Horse (Barrier)	1980 to	1800m to	1600m to	1400m to	1200m to	1000m to	800m to	600m to	400m to	200m to	Total or	Margin
8th	9	Bettorlini (8)	1800m	1600m	1400m	1200m	1000m	800m	600m	400m	200m	WP	Average	
		Position in running (margin)	-	10(10.8)	10(16.6)	10(13.4)	10(12.4)	9(9.8)	8(7.6)	9(8.3)	9(9.1)	10(12.6)		18.70
		Sectional time (s)	13.37	15.12	14.64	14.72	15.32	14.86	14.64	14.57	14.56	15.23		
		Cumulative time (s)	147.03	133.66	118.54	103.90	89.18	73.86	59.00	44.36	29.79	15.23	2:27.03	
		Speed (m/s)	13.46	13.23	13.66	13.59	13.05	13.46	13.66	13.73	13.74	13.13	13.47	
		Stride length (m)	6.28	5.96	6.24	6.35	6.09	6.13	6.27	6.05	6.06	5.98	6.14	
		Stride duration (s)	0.462	0.451	0.457	0.467	0.466	0.455	0.459	0.440	0.441	0.456	0.456	
		Stride efficiency (%)	61.63	55.59	60.80	62.93	57.92	58.73	61.52	57.13	57.42	55.90	58.86	
		Stride count	28.66	33.53	32.06	31.52	32.85	32.62	31.87	33.08	32.99	33.44	322.62	

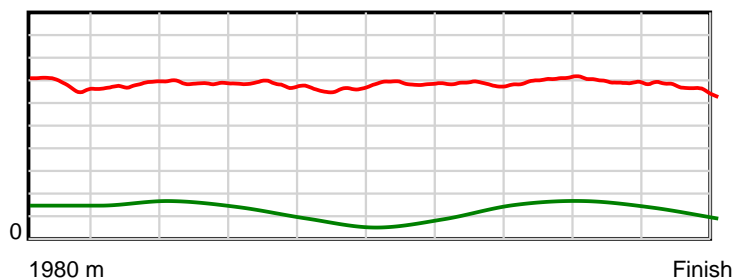
10 m Stride length



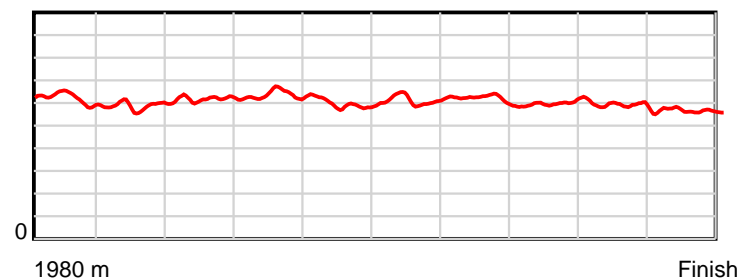
0.6 s Stride duration



20 m/sec Speed



100 % Stride efficiency



Note: Horizontal distance axis grid lines are 200m furlongs.

Disclaimer.

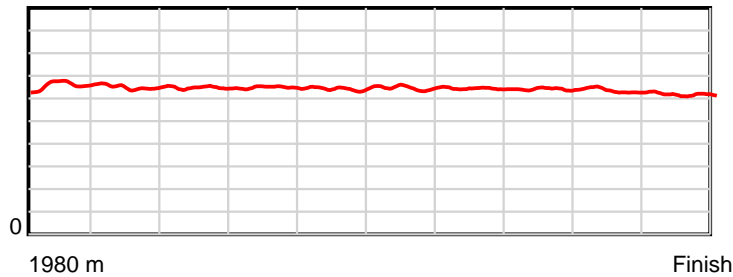
HRNZ and NZMTC and Thoroughbred Ratings Pty Ltd accepts no responsibility for the completeness or accuracy of any of the information contained herein, and makes no representations about its suitability for any particular purpose. Users should make their own judgements about those matters and/or seek independent advice. You assume all risks associated with use of the data provided on this page.

Race Results

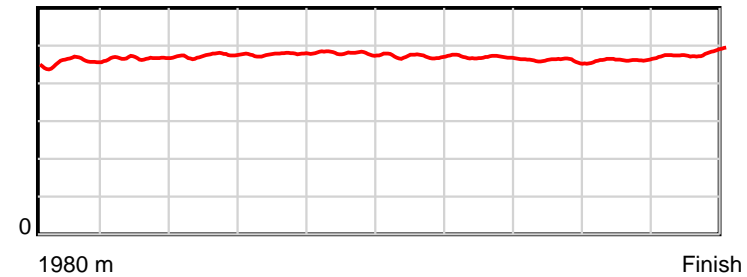
March 03, 2022, Race 1, IRT. YOUR HORSE. OUR PASSION MOBILE PACE, Distance 1980m, Addington - Survey 1980m

Result	TAB no.	Horse (Barrier)	1980 to	1800m to	1600m to	1400m to	1200m to	1000m to	800m to	600m to	400m to	200m to	Total or	Margin
9th	7	Backburn (6)	1800m	1600m	1400m	1200m	1000m	800m	600m	400m	200m	WP	Average	
		Position in running (margin)	-	5(5.9)	6(10.1)	6(8.3)	6(7.8)	5(4.9)	5(3.9)	5(4.1)	5(5.7)	7(10.7)		18.90
		Sectional time (s)	12.41	14.84	14.89	14.79	15.28	15.06	14.55	14.71	14.81	15.73		
		Cumulative time (s)	147.07	134.66	119.82	104.93	90.14	74.86	59.80	45.25	30.54	15.73	2:27.07	
		Speed (m/s)	14.50	13.48	13.43	13.52	13.09	13.28	13.75	13.60	13.50	12.71	13.46	
		Stride length (m)	6.58	6.29	6.37	6.45	6.28	6.26	6.44	6.25	6.26	6.11	6.32	
		Stride duration (s)	0.457	0.467	0.474	0.477	0.480	0.472	0.469	0.460	0.463	0.480	0.470	
		Stride efficiency (%)	67.58	61.91	63.31	65.01	61.66	61.33	64.81	61.01	61.18	58.29	62.49	
		Stride count	27.37	31.77	31.42	31.01	31.84	31.92	31.05	32.01	31.96	32.75	313.10	

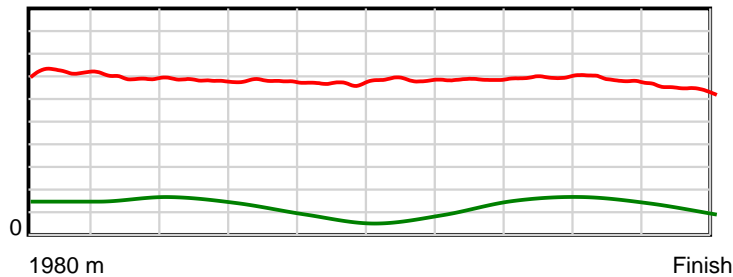
10 m Stride length



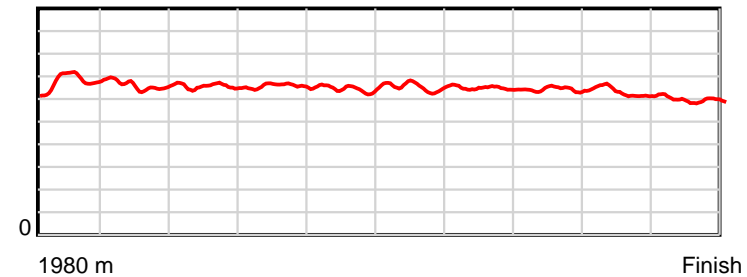
0.6 s Stride duration



20 m/sec Speed



100 % Stride efficiency



Note: Horizontal distance axis grid lines are 200m furlongs.

Disclaimer.

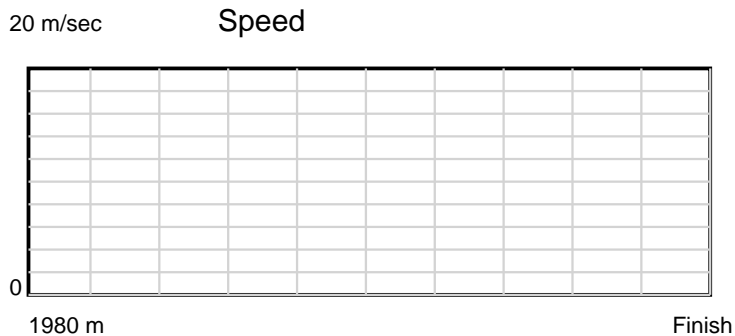
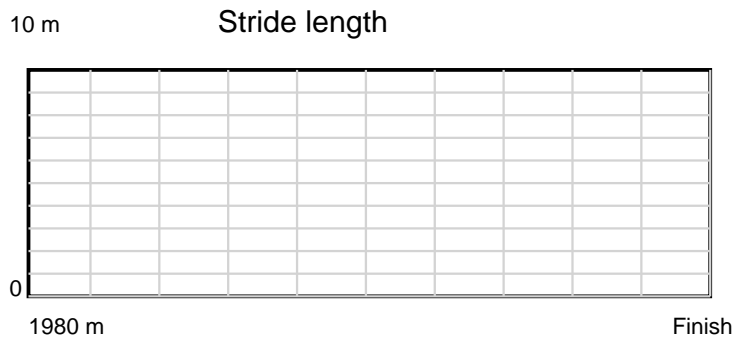
HRNZ and NZMTC and Thoroughbred Ratings Pty Ltd accepts no responsibility for the completeness or accuracy of any of the information contained herein, and makes no representations about its suitability for any particular purpose. Users should make their own judgements about those matters and/or seek independent advice. You assume all risks associated with use of the data provided on this page.



Race Results

March 03, 2022, Race 1, IRT. YOUR HORSE. OUR PASSION MOBILE PACE, Distance 1980m, Addington - Survey 1980m

Result	TAB no.	Horse (Barrier)	1980 to	1800m to	1600m to	1400m to	1200m to	1000m to	800m to	600m to	400m to	200m to	Total or	Margin
10th	8	Vincent Vega (7)	1800m	1600m	1400m	1200m	1000m	800m	600m	400m	200m	WP	Average	
		Position in running (margin)	-	7(7.9)	7(11.7)	8(11.7)	8(10.4)	7(8.3)	7(6.0)	6(6.0)	7(6.0)	8(11.5)		19.90
		Sectional time (s)	12.60	14.79	15.17	14.66	15.40	14.84	14.52	14.45	14.89	15.92		
		Cumulative time (s)	147.24	134.64	119.85	104.68	90.02	74.62	59.78	45.26	30.81	15.92	2:27.24	
		Speed (m/s)	14.29	13.52	13.18	13.64	12.99	13.48	13.77	13.84	13.43	12.56	13.45	
		Stride length (m)	0.00	0.00	0.00	0.00	0.00	0.00	0.00	0.00	0.00	0.00	nan	
		Stride duration (s)	0.000	0.000	0.000	0.000	0.000	0.000	0.000	0.000	0.000	0.000	nan	
		Stride efficiency (%)	0.00	0.00	0.00	0.00	0.00	0.00	0.00	0.00	0.00	0.00	nan	
		Stride count	0.00	0.00	0.00	0.00	0.00	0.00	0.00	0.00	0.00	0.00	0.00	



Note: Horizontal distance axis grid lines are 200m furlongs.

Disclaimer.

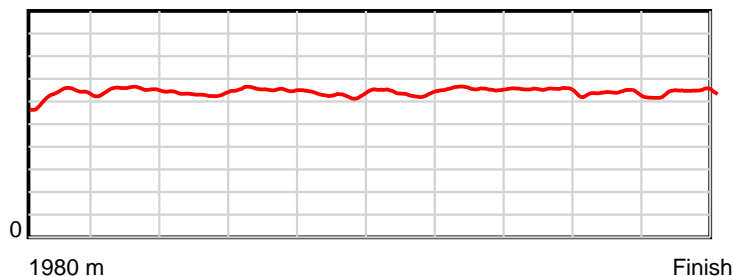
HRNZ and NZMTC and Thoroughbred Ratings Pty Ltd accepts no responsibility for the completeness or accuracy of any of the information contained herein, and makes no representations about its suitability for any particular purpose. Users should make their own judgements about those matters and/or seek independent advice. You assume all risks associated with use of the data provided on this page.

Race Results

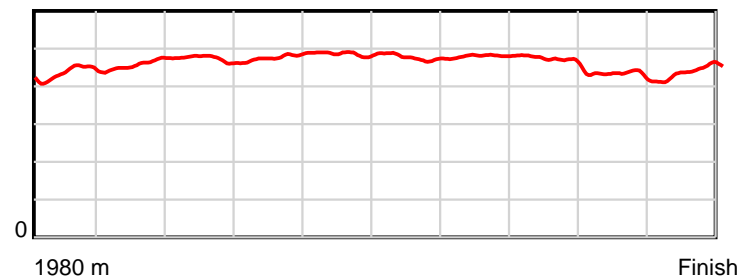
March 03, 2022, Race 2, NZB STANDARDBRED MOBILE PACE, Distance 1980m, Addington - Survey 1980m

Result	TAB no.	Horse (Barrier)	1980 to	1800m to	1600m to	1400m to	1200m to	1000m to	800m to	600m to	400m to	200m to	Total or	Margin
1st	2	Matt Major (2)	1800m	1600m	1400m	1200m	1000m	800m	600m	400m	200m	WP	Average	
		Position in running (margin)	-	3(2.9)	3(4.2)	3(3.3)	3(2.7)	3(3.0)	3(2.2)	3(2.3)	3(2.5)	3(1.5)		0.00
		Sectional time (s)	12.58	14.38	15.12	14.61	15.59	15.27	14.72	14.74	13.98	13.79		
		Cumulative time (s)	144.78	132.20	117.82	102.70	88.09	72.50	57.23	42.51	27.77	13.79	2:24.78	
		Speed (m/s)	14.31	13.91	13.23	13.69	12.83	13.10	13.59	13.57	14.31	14.50	13.68	
		Stride length (m)	6.31	6.37	6.26	6.53	6.24	6.23	6.53	6.35	6.17	6.41	6.34	
		Stride duration (s)	0.437	0.458	0.473	0.477	0.486	0.476	0.481	0.468	0.431	0.442	0.463	
		Stride efficiency (%)	62.20	63.34	61.22	66.61	60.80	60.62	66.64	63.07	59.41	64.27	62.76	
		Stride count	28.53	31.42	31.95	30.63	32.06	32.11	30.63	31.48	32.44	31.19	312.44	

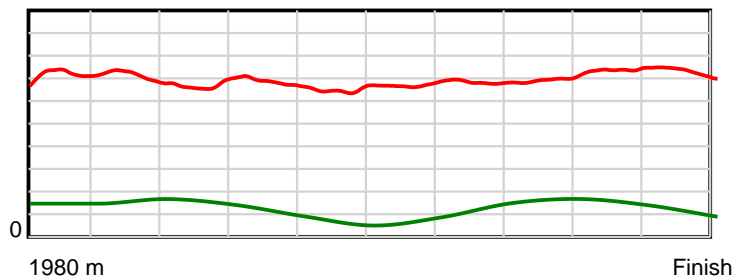
10 m Stride length



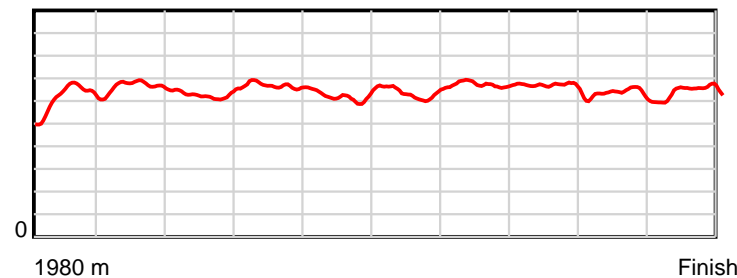
0.6 s Stride duration



20 m/sec Speed



100 % Stride efficiency



Note: Horizontal distance axis grid lines are 200m furlongs.

Disclaimer.

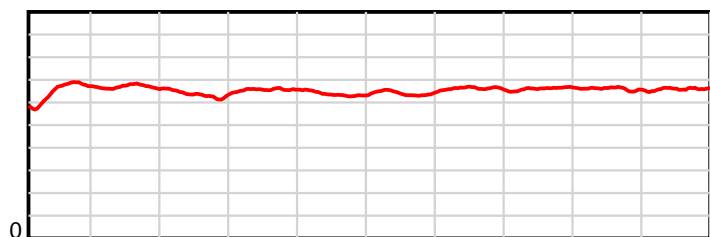
HRNZ and NZMTC and Thoroughbred Ratings Pty Ltd accepts no responsibility for the completeness or accuracy of any of the information contained herein, and makes no representations about its suitability for any particular purpose. Users should make their own judgements about those matters and/or seek independent advice. You assume all risks associated with use of the data provided on this page.

Race Results

March 03, 2022, Race 2, NZB STANDARDBRED MOBILE PACE, Distance 1980m, Addington - Survey 1980m

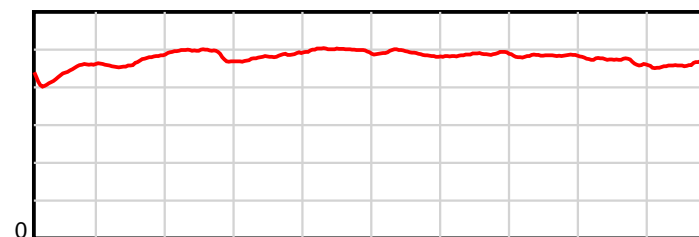
Result	TAB no.	Horse (Barrier)	1980 to	1800m to	1600m to	1400m to	1200m to	1000m to	800m to	600m to	400m to	200m to	Total or	Margin
2nd	4	Coachella (4)	1800m	1600m	1400m	1200m	1000m	800m	600m	400m	200m	WP	Average	
		Position in running (margin)	-	1(0.0)	1(0.0)	1(0.0)	1(0.0)	1(0.0)	1(0.0)	1(0.0)	1(0.0)	1(0.0)		1.10
		Sectional time (s)	12.25	14.16	15.27	14.71	15.55	15.40	14.70	14.72	14.14	14.08		
		Cumulative time (s)	144.98	132.73	118.57	103.30	88.59	73.04	57.64	42.94	28.22	14.08	2:24.98	
		Speed (m/s)	14.70	14.12	13.10	13.60	12.86	12.99	13.61	13.59	14.14	14.20	13.66	
		Stride length (m)	6.56	6.62	6.42	6.55	6.42	6.36	6.62	6.57	6.63	6.57	6.53	
		Stride duration (s)	0.439	0.469	0.490	0.482	0.499	0.490	0.487	0.484	0.468	0.462	0.478	
		Stride efficiency (%)	67.33	68.55	64.36	67.01	64.44	63.30	68.57	67.43	68.62	67.39	66.65	
		Stride count	27.42	30.20	31.16	30.54	31.15	31.42	30.19	30.45	30.18	30.46	303.17	

10 m Stride length



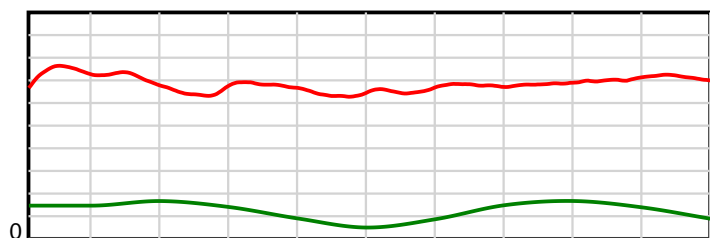
1980 m Finish

0.6 s Stride duration



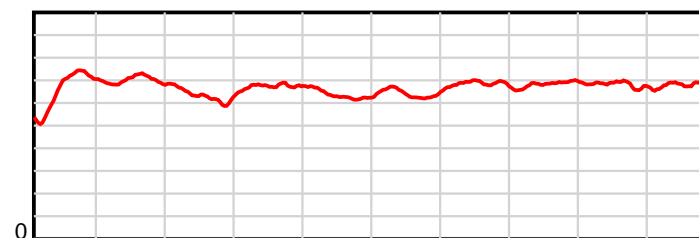
1980 m Finish

20 m/sec Speed



1980 m Finish

100 % Stride efficiency



1980 m Finish

Note: Horizontal distance axis grid lines are 200m furlongs.

Disclaimer.

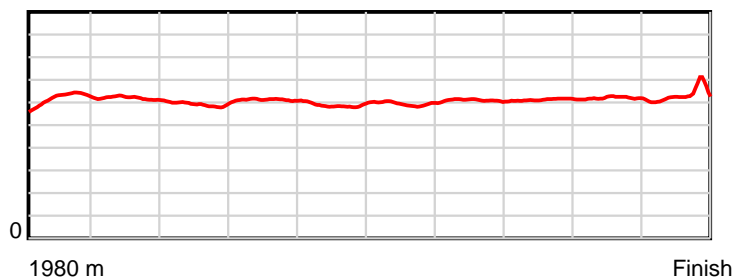
HRNZ and NZMTC and Thoroughbred Ratings Pty Ltd accepts no responsibility for the completeness or accuracy of any of the information contained herein, and makes no representations about its suitability for any particular purpose. Users should make their own judgements about those matters and/or seek independent advice. You assume all risks associated with use of the data provided on this page.

Race Results

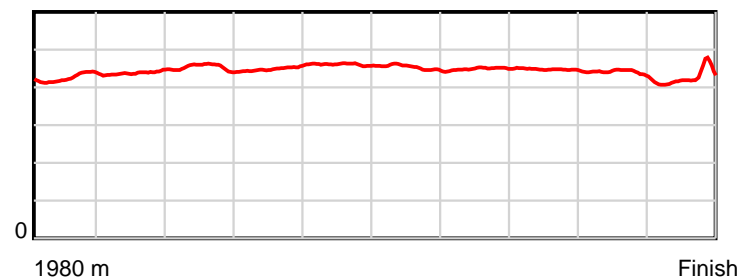
March 03, 2022, Race 2, NZB STANDARDBRED MOBILE PACE, Distance 1980m, Addington - Survey 1980m

Result	TAB no.	Horse (Barrier)	1980 to	1800m to	1600m to	1400m to	1200m to	1000m to	800m to	600m to	400m to	200m to	Total or	Margin
3rd	10	Sneak A Peek (8)	1800m	1600m	1400m	1200m	1000m	800m	600m	400m	200m	WP	Average	
		Position in running (margin)	-	4(3.9)	4(4.2)	4(3.9)	4(3.9)	4(4.3)	4(3.6)	4(3.8)	4(3.1)	6(3.4)		1.40
		Sectional time (s)	12.97	14.21	15.21	14.71	15.61	15.27	14.74	14.62	14.17	13.52		
		Cumulative time (s)	145.03	132.06	117.85	102.64	87.93	72.32	57.05	42.31	27.69	13.52	2:25.03	
		Speed (m/s)	13.88	14.07	13.15	13.60	12.81	13.10	13.57	13.68	14.11	14.79	13.65	
		Stride length (m)	6.22	6.17	5.95	6.11	5.90	5.93	6.09	6.12	6.21	6.25	6.09	
		Stride duration (s)	0.426	0.438	0.453	0.449	0.460	0.453	0.449	0.448	0.440	0.423	0.446	
		Stride efficiency (%)	60.49	59.48	55.38	58.35	54.35	54.93	58.05	58.57	60.35	61.14	58.02	
		Stride count	28.93	32.42	33.60	32.73	33.91	33.73	32.81	32.67	32.18	31.97	324.95	

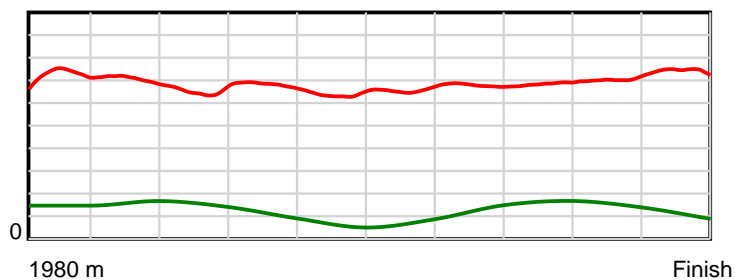
10 m Stride length



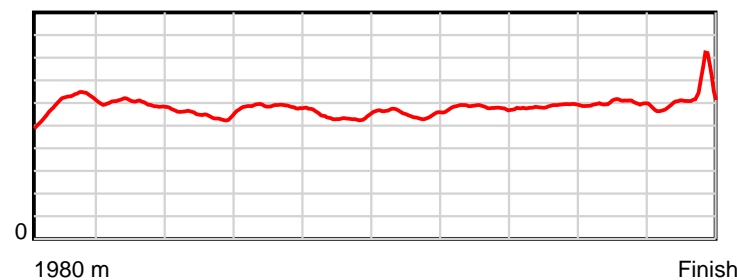
0.6 s Stride duration



20 m/sec Speed



100 % Stride efficiency



Note: Horizontal distance axis grid lines are 200m furlongs.

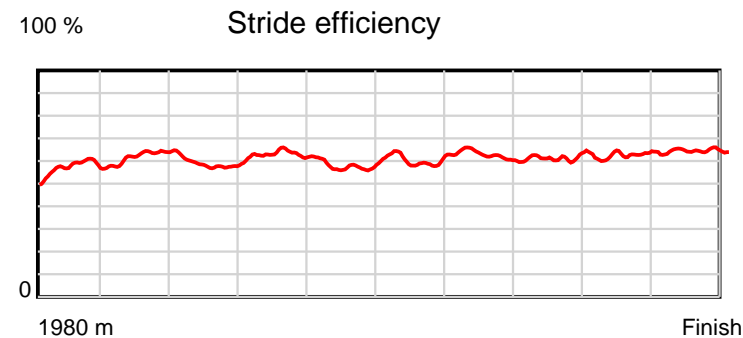
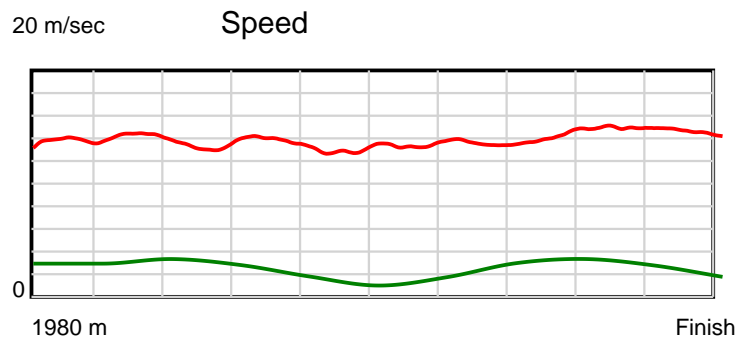
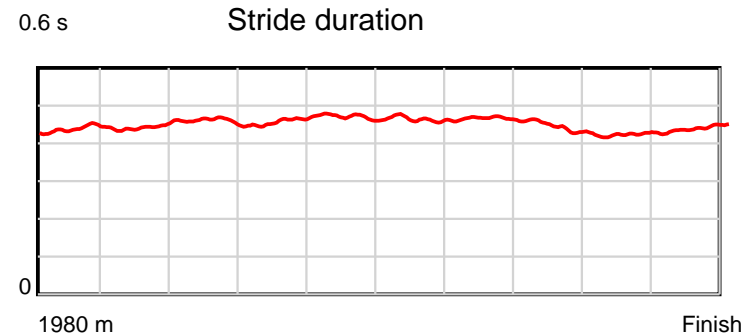
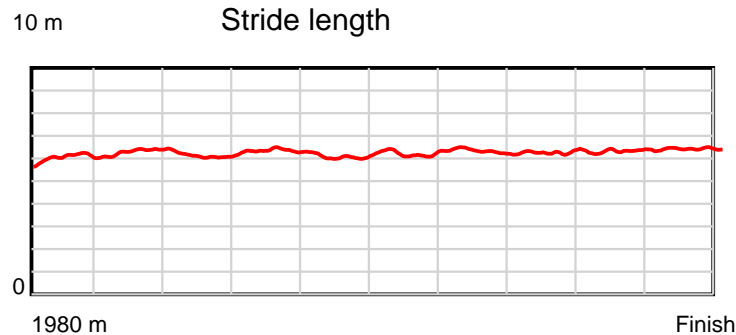
Disclaimer.

HRNZ and NZMTC and Thoroughbred Ratings Pty Ltd accepts no responsibility for the completeness or accuracy of any of the information contained herein, and makes no representations about its suitability for any particular purpose. Users should make their own judgements about those matters and/or seek independent advice. You assume all risks associated with use of the data provided on this page.

Race Results

March 03, 2022, Race 2, NZB STANDARDBRED MOBILE PACE, Distance 1980m, Addington - Survey 1980m

Result	TAB no.	Horse (Barrier)	1980 to	1800m to	1600m to	1400m to	1200m to	1000m to	800m to	600m to	400m to	200m to	Total or	Margin
4th	3	Mighty Reactor (3)	1800m	1600m	1400m	1200m	1000m	800m	600m	400m	200m	WP	Average	
		Position in running (margin)	-	6(6.3)	6(8.0)	6(7.6)	6(6.0)	7(6.4)	6(5.7)	6(5.9)	5(4.6)	5(2.7)		2.30
		Sectional time (s)	13.45	14.44	15.21	14.44	15.61	15.28	14.74	14.51	13.81	13.71		
		Cumulative time (s)	145.20	131.75	117.31	102.10	87.66	72.05	56.77	42.03	27.52	13.71	2:25.20	
		Speed (m/s)	13.39	13.85	13.15	13.85	12.81	13.09	13.57	13.78	14.48	14.59	13.64	
		Stride length (m)	6.05	6.13	6.04	6.34	6.02	6.07	6.32	6.11	6.13	6.44	6.16	
		Stride duration (s)	0.439	0.443	0.460	0.458	0.470	0.464	0.466	0.443	0.423	0.441	0.452	
		Stride efficiency (%)	57.29	58.73	57.09	62.78	56.71	57.66	62.44	58.35	58.66	64.75	59.38	
		Stride count	29.73	32.62	33.09	31.55	33.20	32.93	31.64	32.73	32.64	31.07	321.20	



Note: Horizontal distance axis grid lines are 200m furlongs.

Disclaimer.

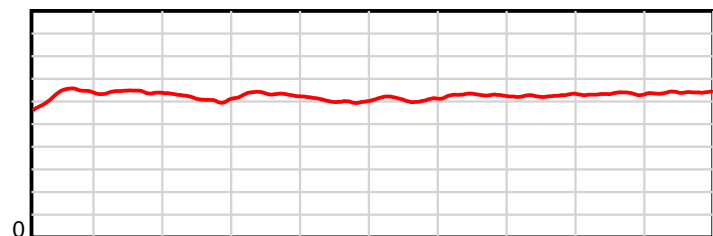
HRNZ and NZMTC and Thoroughbred Ratings Pty Ltd accepts no responsibility for the completeness or accuracy of any of the information contained herein, and makes no representations about its suitability for any particular purpose. Users should make their own judgements about those matters and/or seek independent advice. You assume all risks associated with use of the data provided on this page.

Race Results

March 03, 2022, Race 2, NZB STANDARDBRED MOBILE PACE, Distance 1980m, Addington - Survey 1980m

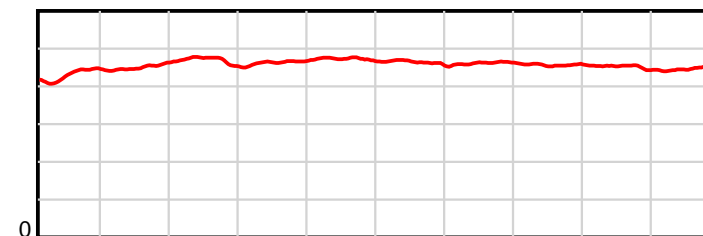
Result	TAB no.	Horse (Barrier)	1980 to	1800m to	1600m to	1400m to	1200m to	1000m to	800m to	600m to	400m to	200m to	Total or	Margin
5th	1	Kowhai Magic (1)	1800m	1600m	1400m	1200m	1000m	800m	600m	400m	200m	WP	Average	
		Position in running (margin)	-	2(1.5)	2(2.2)	2(2.5)	2(2.5)	2(2.2)	2(1.6)	2(1.7)	2(1.6)	4(2.2)		2.60
		Sectional time (s)	12.54	14.28	15.32	14.71	15.50	15.30	14.72	14.70	14.24	13.95		
		Cumulative time (s)	145.26	132.72	118.44	103.12	88.41	72.91	57.61	42.89	28.19	13.95	2:25.26	
		Speed (m/s)	14.36	14.01	13.05	13.60	12.90	13.07	13.59	13.61	14.04	14.34	13.63	
		Stride length (m)	6.33	6.32	6.12	6.30	6.10	6.06	6.28	6.22	6.34	6.42	6.25	
		Stride duration (s)	0.432	0.451	0.469	0.464	0.473	0.463	0.462	0.457	0.452	0.448	0.458	
		Stride efficiency (%)	62.65	62.42	58.44	62.09	58.16	57.37	61.56	60.38	62.90	64.32	60.96	
		Stride count	28.43	31.64	32.70	31.73	32.78	33.01	31.87	32.17	31.52	31.17	317.02	

10 m Stride length



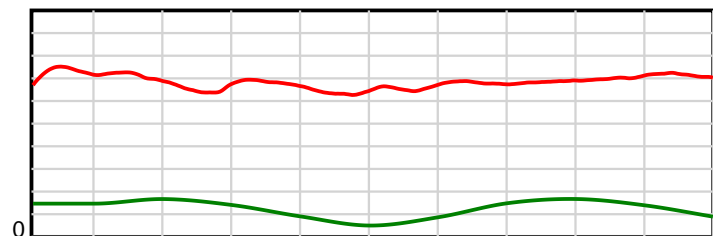
1980 m Finish

0.6 s Stride duration



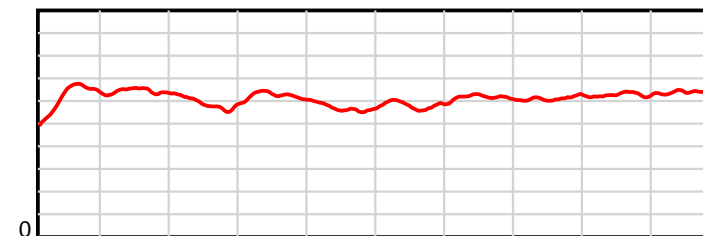
1980 m Finish

20 m/sec Speed



1980 m Finish

100 % Stride efficiency



1980 m Finish

Note: Horizontal distance axis grid lines are 200m furlongs.

Disclaimer.

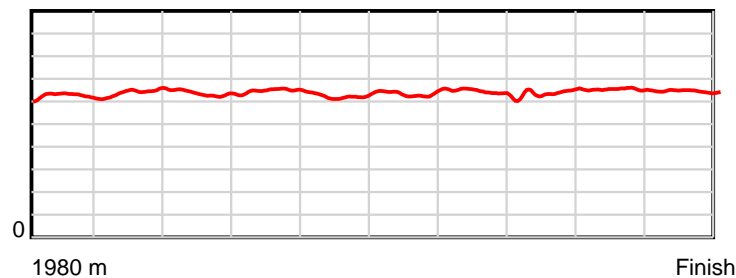
HRNZ and NZMTC and Thoroughbred Ratings Pty Ltd accepts no responsibility for the completeness or accuracy of any of the information contained herein, and makes no representations about its suitability for any particular purpose. Users should make their own judgements about those matters and/or seek independent advice. You assume all risks associated with use of the data provided on this page.

Race Results

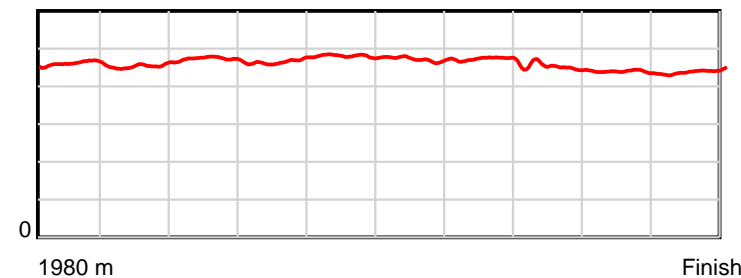
March 03, 2022, Race 2, NZB STANDARDBRED MOBILE PACE, Distance 1980m, Addington - Survey 1980m

Result	TAB no.	Horse (Barrier)	1980 to	1800m to	1600m to	1400m to	1200m to	1000m to	800m to	600m to	400m to	200m to	Total or	Margin
6th	6	Shanika (5)	1800m	1600m	1400m	1200m	1000m	800m	600m	400m	200m	WP	Average	
		Position in running (margin)	-	7(7.7)	8(10.7)	8(10.6)	8(8.4)	8(8.3)	8(7.1)	8(7.5)	8(6.7)	8(5.0)		3.10
		Sectional time (s)	13.63	14.65	15.25	14.36	15.53	15.20	14.76	14.60	13.85	13.52		
		Cumulative time (s)	145.35	131.72	117.07	101.82	87.46	71.93	56.73	41.97	27.37	13.52	2:25.35	
		Speed (m/s)	13.21	13.65	13.11	13.93	12.88	13.16	13.55	13.70	14.44	14.79	13.62	
		Stride length (m)	6.24	6.19	6.21	6.49	6.19	6.21	6.38	6.18	6.33	6.50	6.29	
		Stride duration (s)	0.462	0.454	0.473	0.466	0.481	0.472	0.471	0.451	0.438	0.440	0.462	
		Stride efficiency (%)	60.86	59.93	60.19	65.75	59.88	60.27	63.65	59.66	62.57	66.11	61.83	
		Stride count	28.84	32.29	32.23	30.83	32.31	32.21	31.34	32.37	31.61	30.75	314.78	

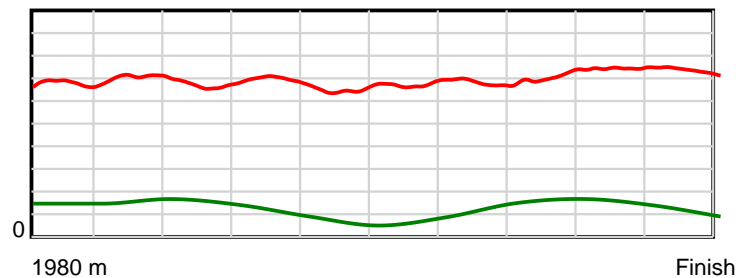
10 m Stride length



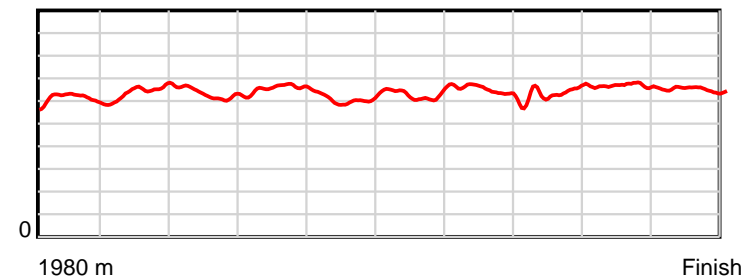
0.6 s Stride duration



20 m/sec Speed



100 % Stride efficiency



Note: Horizontal distance axis grid lines are 200m furlongs.

Disclaimer.

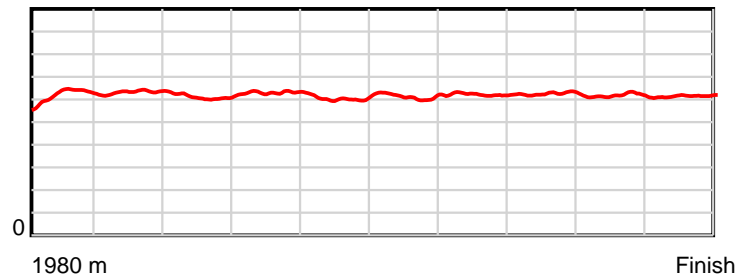
HRNZ and NZMTC and Thoroughbred Ratings Pty Ltd accepts no responsibility for the completeness or accuracy of any of the information contained herein, and makes no representations about its suitability for any particular purpose. Users should make their own judgements about those matters and/or seek independent advice. You assume all risks associated with use of the data provided on this page.

Race Results

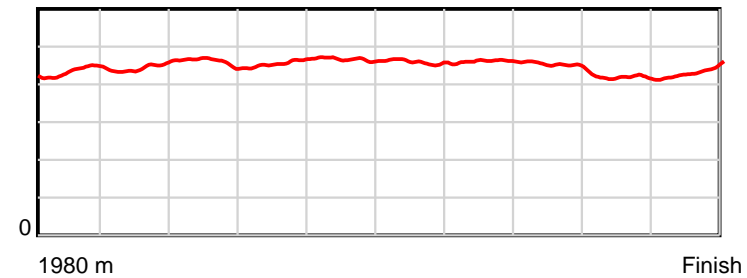
March 03, 2022, Race 2, NZB STANDARDBRED MOBILE PACE, Distance 1980m, Addington - Survey 1980m

Result	TAB no.	Horse (Barrier)	1980 to	1800m to	1600m to	1400m to	1200m to	1000m to	800m to	600m to	400m to	200m to	Total or	Margin
7th	11	Silk (9)	1800m	1600m	1400m	1200m	1000m	800m	600m	400m	200m	WP	Average	
		Position in running (margin)	-	5(5.6)	5(6.8)	5(5.7)	5(4.3)	5(5.0)	5(5.6)	7(6.0)	6(5.0)	2(1.3)		3.30
		Sectional time (s)	13.28	14.36	15.08	14.48	15.67	15.49	14.77	14.55	13.52	14.17		
		Cumulative time (s)	145.37	132.09	117.73	102.65	88.17	72.50	57.01	42.24	27.69	14.17	2:25.37	
		Speed (m/s)	13.56	13.93	13.26	13.81	12.76	12.91	13.54	13.75	14.79	14.11	13.62	
		Stride length (m)	6.26	6.19	6.10	6.30	5.95	5.92	6.25	6.20	6.18	6.14	6.14	
		Stride duration (s)	0.435	0.444	0.460	0.456	0.466	0.459	0.461	0.451	0.418	0.435	0.451	
		Stride efficiency (%)	61.27	59.79	58.16	61.94	55.34	54.77	60.94	60.10	59.61	58.86	58.99	
		Stride count	28.75	32.33	32.78	31.77	33.61	33.78	32.03	32.25	32.38	32.59	322.27	

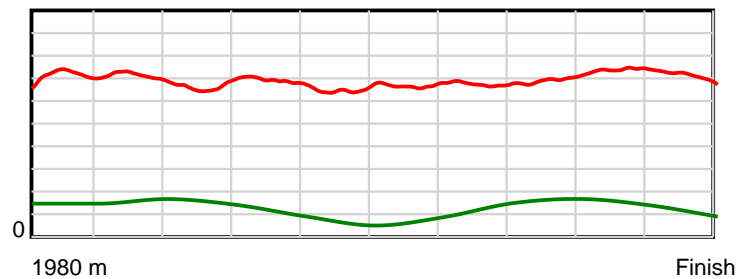
10 m Stride length



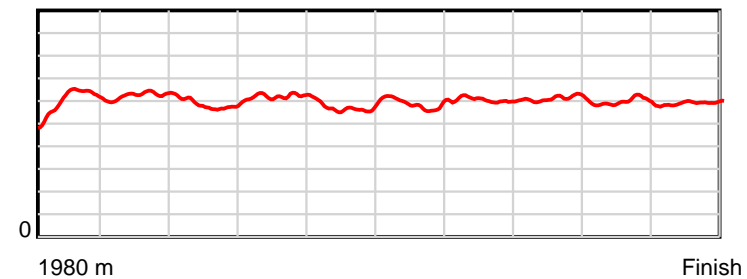
0.6 s Stride duration



20 m/sec Speed



100 % Stride efficiency



Note: Horizontal distance axis grid lines are 200m furlongs.

Disclaimer.

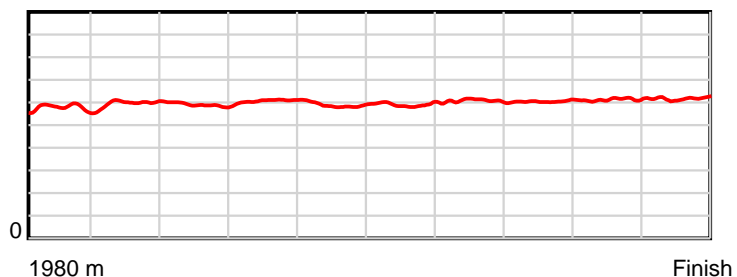
HRNZ and NZMTC and Thoroughbred Ratings Pty Ltd accepts no responsibility for the completeness or accuracy of any of the information contained herein, and makes no representations about its suitability for any particular purpose. Users should make their own judgements about those matters and/or seek independent advice. You assume all risks associated with use of the data provided on this page.

Race Results

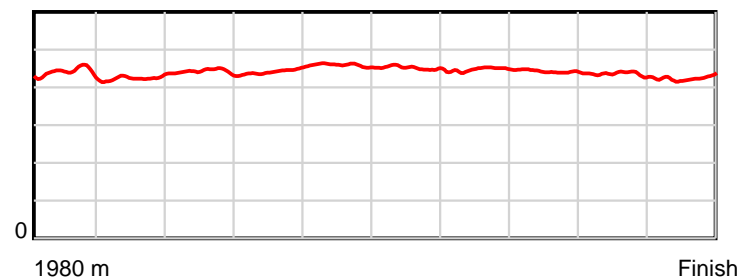
March 03, 2022, Race 2, NZB STANDARDBRED MOBILE PACE, Distance 1980m, Addington - Survey 1980m

Result	TAB no.	Horse (Barrier)	1980 to	1800m to	1600m to	1400m to	1200m to	1000m to	800m to	600m to	400m to	200m to	Total or	Margin
9th	7	Ruby's A Delig... (6)	1800m	1600m	1400m	1200m	1000m	800m	600m	400m	200m	WP	Average	
		Position in running (margin)	-	8(9.8)	7(10.4)	7(8.2)	7(6.6)	6(6.0)	7(5.8)	5(5.8)	7(5.5)	9(5.2)		4.50
		Sectional time (s)	14.00	14.27	14.90	14.45	15.43	15.37	14.71	14.67	14.09	13.70		
		Cumulative time (s)	145.59	131.59	117.32	102.42	87.97	72.54	57.17	42.46	27.79	13.70	2:25.59	
		Speed (m/s)	12.86	14.02	13.42	13.84	12.96	13.01	13.60	13.63	14.19	14.60	13.60	
		Stride length (m)	5.81	5.95	5.93	6.12	5.95	5.88	6.08	6.03	6.19	6.19	6.01	
		Stride duration (s)	0.442	0.425	0.442	0.442	0.459	0.452	0.447	0.442	0.436	0.424	0.442	
		Stride efficiency (%)	52.79	55.31	54.99	58.59	55.30	53.98	57.72	56.78	59.78	59.95	56.49	
		Stride count	30.97	33.62	33.71	32.66	33.62	34.03	32.91	33.18	32.33	32.29	329.32	

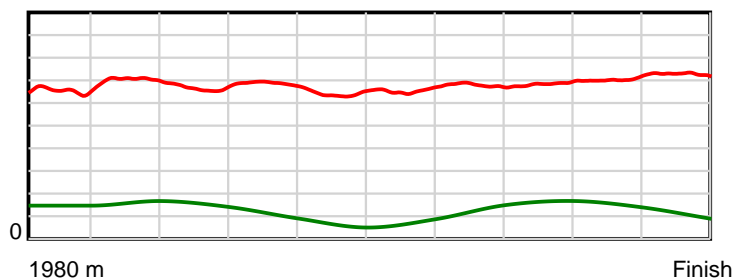
10 m Stride length



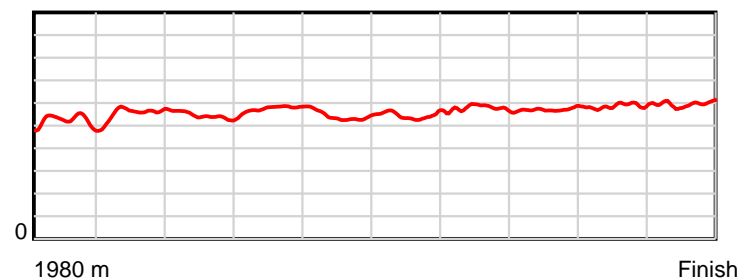
0.6 s Stride duration



20 m/sec Speed



100 % Stride efficiency



Note: Horizontal distance axis grid lines are 200m furlongs.

Disclaimer.

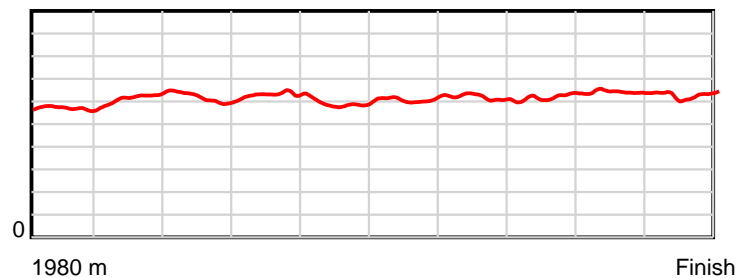
HRNZ and NZMTC and Thoroughbred Ratings Pty Ltd accepts no responsibility for the completeness or accuracy of any of the information contained herein, and makes no representations about its suitability for any particular purpose. Users should make their own judgements about those matters and/or seek independent advice. You assume all risks associated with use of the data provided on this page.

Race Results

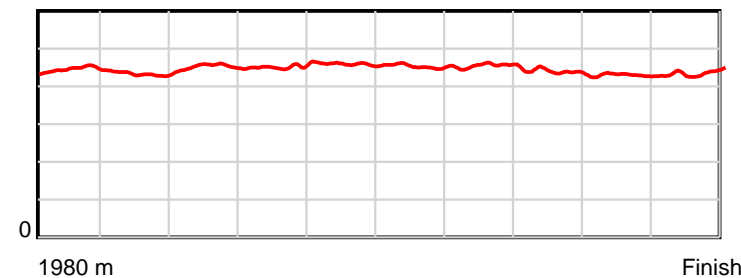
March 03, 2022, Race 2, NZB STANDARDBRED MOBILE PACE, Distance 1980m, Addington - Survey 1980m

Result	TAB no.	Horse (Barrier)	1980 to	1800m to	1600m to	1400m to	1200m to	1000m to	800m to	600m to	400m to	200m to	Total or	Margin
10th	9	Ultimate Bird (7)	1800m	1600m	1400m	1200m	1000m	800m	600m	400m	200m	WP	Average	
		Position in running (margin)	-	9(13.2)	9(14.6)	9(11.9)	9(9.8)	9(10.9)	9(9.5)	9(10.0)	9(8.0)	7(4.6)		5.40
		Sectional time (s)	14.59	14.41	14.82	14.36	15.73	15.15	14.80	14.39	13.56	13.95		
		Cumulative time (s)	145.76	131.17	116.76	101.94	87.58	71.85	56.70	41.90	27.51	13.95	2:25.76	
		Speed (m/s)	12.34	13.88	13.50	13.93	12.71	13.20	13.51	13.90	14.75	14.34	13.58	
		Stride length (m)	5.71	6.02	6.10	6.30	5.83	5.98	6.14	6.09	6.34	6.26	6.07	
		Stride duration (s)	0.446	0.434	0.452	0.452	0.459	0.453	0.454	0.438	0.430	0.437	0.447	
		Stride efficiency (%)	50.91	56.63	58.18	61.94	53.17	55.86	58.91	57.88	62.87	61.27	57.67	
		Stride count	31.53	33.22	32.78	31.77	34.29	33.45	32.57	32.86	31.53	31.94	325.94	

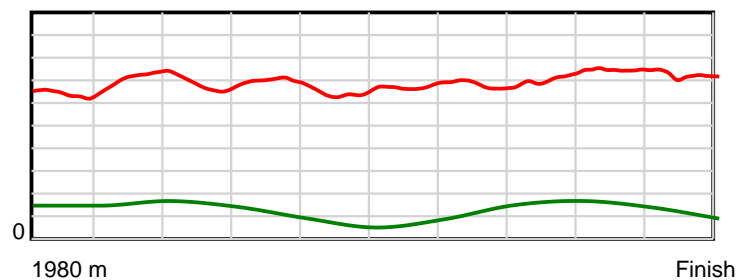
10 m Stride length



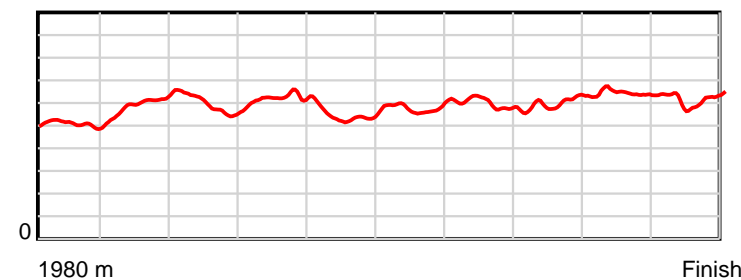
0.6 s Stride duration



20 m/sec Speed



100 % Stride efficiency



Note: Horizontal distance axis grid lines are 200m furlongs.

Disclaimer.

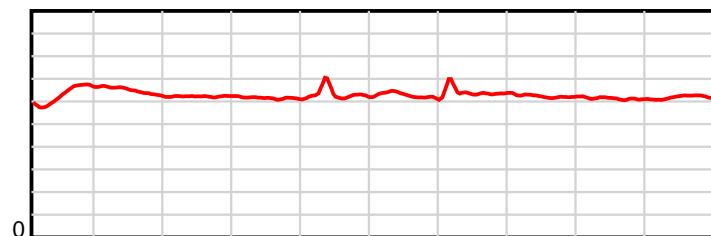
HRNZ and NZMTC and Thoroughbred Ratings Pty Ltd accepts no responsibility for the completeness or accuracy of any of the information contained herein, and makes no representations about its suitability for any particular purpose. Users should make their own judgements about those matters and/or seek independent advice. You assume all risks associated with use of the data provided on this page.

Race Results

March 03, 2022, Race 3, SPEIGHTS MOBILE TROT, Distance 1980m, Addington - Survey 1980m

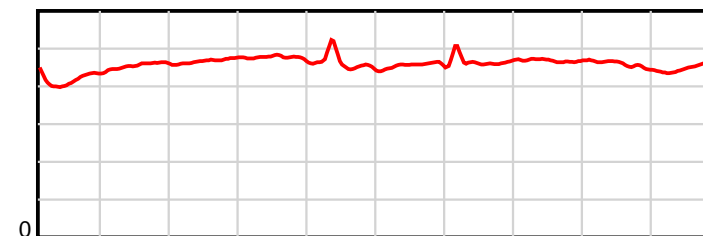
Result	TAB no.	Horse (Barrier)	1980 to	1800m to	1600m to	1400m to	1200m to	1000m to	800m to	600m to	400m to	200m to	Total or	Margin
1st	5	Gaz Man (5)	1800m	1600m	1400m	1200m	1000m	800m	600m	400m	200m	WP	Average	
		Position in running (margin)	-	1(0.0)	1(0.0)	1(0.0)	1(0.0)	1(0.0)	1(0.0)	1(0.0)	1(0.0)	1(0.0)		0.00
		Sectional time (s)	11.95	14.22	15.01	15.45	14.70	14.64	14.65	15.11	14.87	14.58		
		Cumulative time (s)	145.18	133.23	119.01	104.00	88.55	73.85	59.21	44.56	29.45	14.58	2:25.18	
		Speed (m/s)	15.07	14.06	13.32	12.94	13.61	13.66	13.65	13.24	13.45	13.72	13.64	
		Stride length (m)	6.31	6.42	6.24	6.16	6.26	6.23	6.37	6.19	6.15	6.21	6.25	
		Stride duration (s)	0.417	0.456	0.468	0.476	0.460	0.456	0.466	0.468	0.457	0.452	0.458	
		Stride efficiency (%)	62.17	64.38	60.75	59.25	61.32	60.57	63.34	59.93	59.11	60.20	61.06	
		Stride count	28.54	31.16	32.08	32.48	31.93	32.12	31.41	32.30	32.52	32.22	316.76	

10 m Stride length



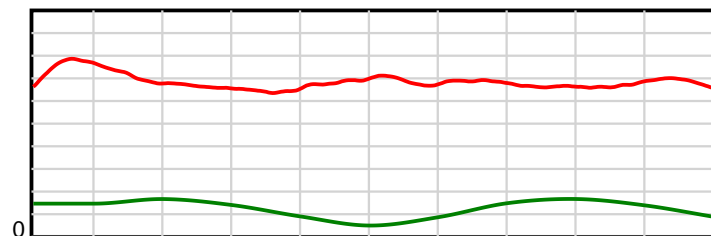
1980 m Finish

0.6 s Stride duration



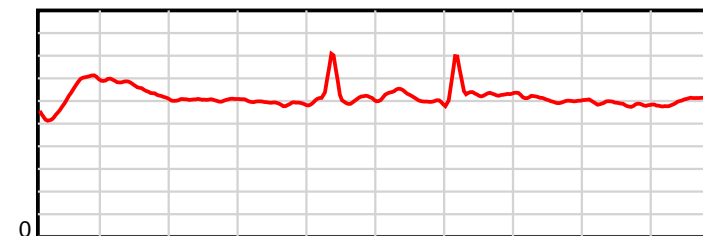
1980 m Finish

20 m/sec Speed



1980 m Finish

100 % Stride efficiency



1980 m Finish

Note: Horizontal distance axis grid lines are 200m furlongs.

Disclaimer.

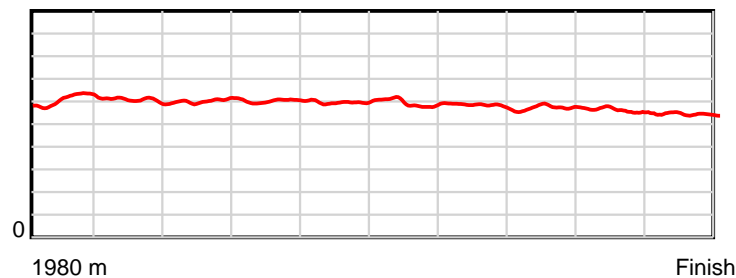
HRNZ and NZMTC and Thoroughbred Ratings Pty Ltd accepts no responsibility for the completeness or accuracy of any of the information contained herein, and makes no representations about its suitability for any particular purpose. Users should make their own judgements about those matters and/or seek independent advice. You assume all risks associated with use of the data provided on this page.

Race Results

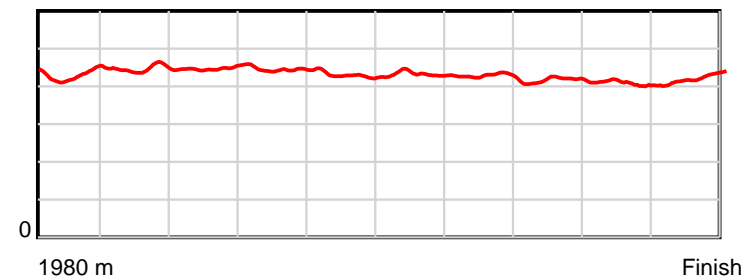
March 03, 2022, Race 3, SPEIGHTS MOBILE TROT, Distance 1980m, Addington - Survey 1980m

Result	TAB no.	Horse (Barrier)	1980 to	1800m to	1600m to	1400m to	1200m to	1000m to	800m to	600m to	400m to	200m to	Total or	Margin
2nd	9	Sioux Princess (0)	1800m	1600m	1400m	1200m	1000m	800m	600m	400m	200m	WP	Average	
		Position in running (margin)	-	8(6.7)	7(11.1)	8(10.5)	7(6.5)	7(6.2)	7(7.7)	6(5.9)	2(4.8)			9.30
		Sectional time (s)	12.96	14.95	14.91	14.78	14.65	14.90	14.64	14.82	14.69	15.55		
		Cumulative time (s)	146.85	133.89	118.94	104.03	89.25	74.60	59.70	45.06	30.24	15.55	2:26.85	
		Speed (m/s)	13.89	13.38	13.41	13.53	13.65	13.42	13.66	13.50	13.61	12.86	13.48	
		Stride length (m)	6.12	5.98	6.00	6.02	5.87	5.80	5.84	5.62	5.55	5.44	5.81	
		Stride duration (s)	0.429	0.447	0.447	0.445	0.430	0.432	0.427	0.416	0.408	0.423	0.431	
		Stride efficiency (%)	58.62	55.83	56.21	56.65	53.84	52.63	53.28	49.35	48.13	46.29	52.81	
		Stride count	29.39	33.46	33.35	33.22	34.07	34.46	34.25	35.59	36.04	36.75	340.58	

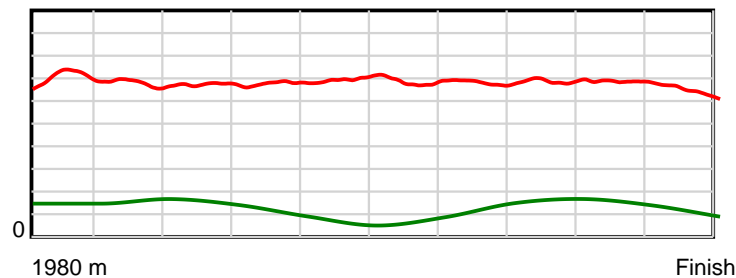
10 m Stride length



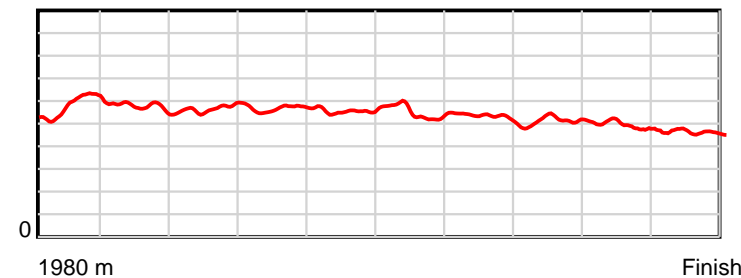
0.6 s Stride duration



20 m/sec Speed



100 % Stride efficiency



Note: Horizontal distance axis grid lines are 200m furlongs.

Disclaimer.

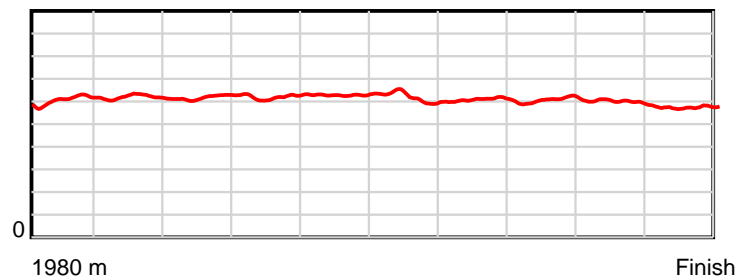
HRNZ and NZMTC and Thoroughbred Ratings Pty Ltd accepts no responsibility for the completeness or accuracy of any of the information contained herein, and makes no representations about its suitability for any particular purpose. Users should make their own judgements about those matters and/or seek independent advice. You assume all risks associated with use of the data provided on this page.

Race Results

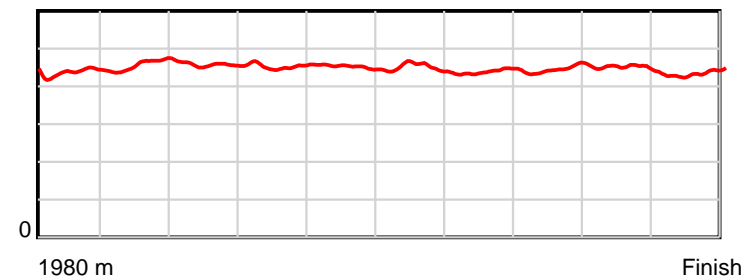
March 03, 2022, Race 3, SPEIGHTS MOBILE TROT, Distance 1980m, Addington - Survey 1980m

Result	TAB no.	Horse (Barrier)	1980 to	1800m to	1600m to	1400m to	1200m to	1000m to	800m to	600m to	400m to	200m to	Total or	Margin
3rd	8	Bright Glow (8)	1800m	1600m	1400m	1200m	1000m	800m	600m	400m	200m	WP	Average	
		Position in running (margin)	-	7(6.6)	9(13.3)	9(13.4)	9(9.4)	9(8.1)	8(10.1)	8(9.1)	8(8.8)	7(9.7)		11.70
		Sectional time (s)	13.04	15.34	15.01	14.79	14.49	14.98	14.48	15.06	15.03	15.07		
		Cumulative time (s)	147.29	134.25	118.91	103.90	89.11	74.62	59.64	45.16	30.10	15.07	2:27.29	
		Speed (m/s)	13.81	13.04	13.32	13.52	13.80	13.35	13.81	13.28	13.31	13.27	13.44	
		Stride length (m)	6.04	5.96	6.09	6.13	6.24	6.00	6.07	5.92	5.98	5.77	6.02	
		Stride duration (s)	0.437	0.457	0.457	0.453	0.452	0.450	0.439	0.446	0.449	0.435	0.448	
		Stride efficiency (%)	57.05	55.57	58.01	58.73	60.79	56.27	57.56	54.81	55.93	52.00	56.60	
		Stride count	29.79	33.54	32.83	32.62	32.07	33.33	32.95	33.77	33.43	34.67	329.00	

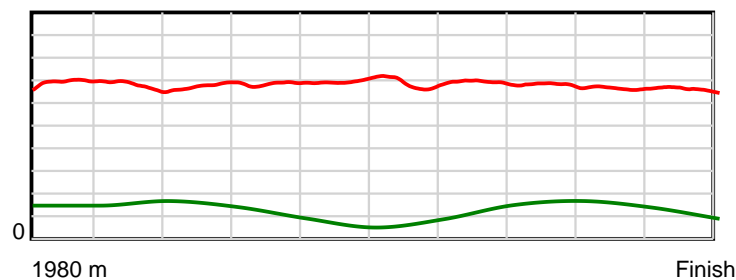
10 m Stride length



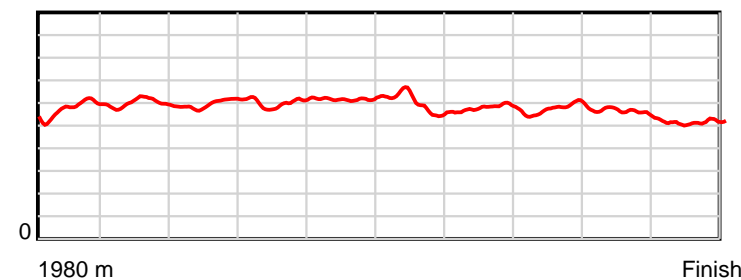
0.6 s Stride duration



20 m/sec Speed



100 % Stride efficiency



Note: Horizontal distance axis grid lines are 200m furlongs.

Disclaimer.

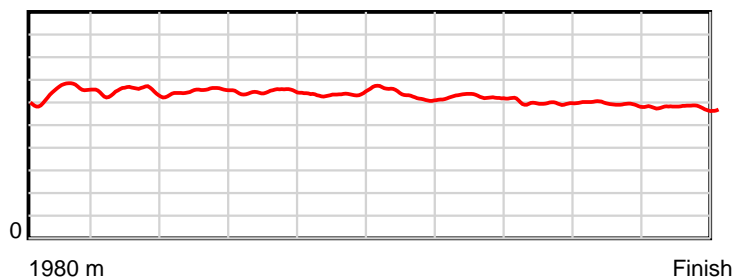
HRNZ and NZMTC and Thoroughbred Ratings Pty Ltd accepts no responsibility for the completeness or accuracy of any of the information contained herein, and makes no representations about its suitability for any particular purpose. Users should make their own judgements about those matters and/or seek independent advice. You assume all risks associated with use of the data provided on this page.

Race Results

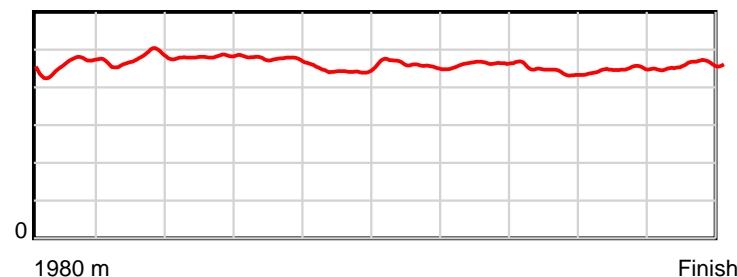
March 03, 2022, Race 3, SPEIGHTS MOBILE TROT, Distance 1980m, Addington - Survey 1980m

Result	TAB no.	Horse (Barrier)	1980 to	1800m to	1600m to	1400m to	1200m to	1000m to	800m to	600m to	400m to	200m to	Total or	Margin
4th	4	Trixton Time (4)	1800m	1600m	1400m	1200m	1000m	800m	600m	400m	200m	WP	Average	
		Position in running (margin)	-	6(5.0)	6(8.9)	6(8.6)	5(3.8)	3(1.9)	4(3.1)	4(3.7)	3(3.6)	3(5.4)		11.80
		Sectional time (s)	12.73	14.87	14.97	14.65	14.37	14.85	14.75	15.09	15.18	15.85		
		Cumulative time (s)	147.31	134.58	119.71	104.74	90.09	75.72	60.87	46.12	31.03	15.85	2:27.31	
		Speed (m/s)	14.14	13.45	13.36	13.65	13.92	13.47	13.56	13.25	13.18	12.62	13.44	
		Stride length (m)	6.47	6.40	6.44	6.49	6.21	6.19	6.29	5.86	5.91	5.81	6.19	
		Stride duration (s)	0.459	0.476	0.482	0.475	0.446	0.459	0.464	0.442	0.448	0.460	0.461	
		Stride efficiency (%)	65.38	64.00	64.74	65.78	60.20	59.81	61.85	53.73	54.57	52.74	59.94	
		Stride count	27.83	31.25	31.07	30.82	32.22	32.33	31.79	34.11	33.84	34.43	319.69	

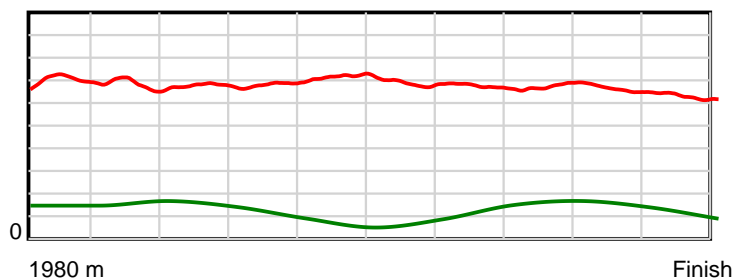
10 m Stride length



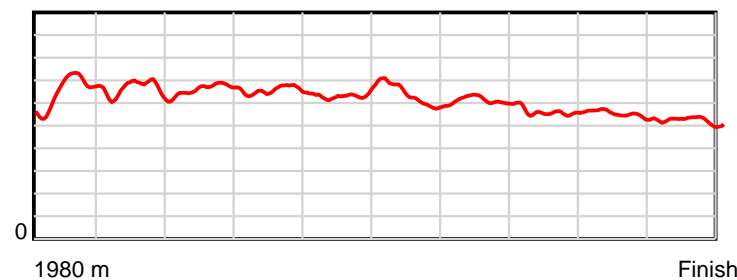
0.6 s Stride duration



20 m/sec Speed



100 % Stride efficiency



Note: Horizontal distance axis grid lines are 200m furlongs.

Disclaimer.

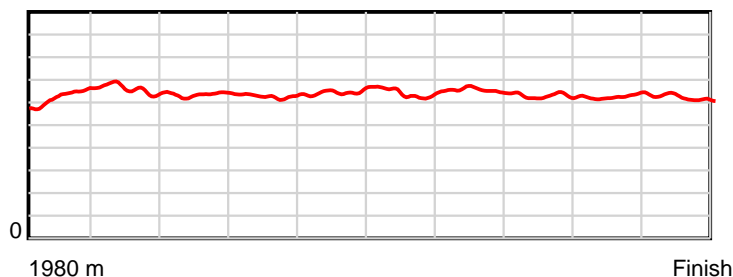
HRNZ and NZMTC and Thoroughbred Ratings Pty Ltd accepts no responsibility for the completeness or accuracy of any of the information contained herein, and makes no representations about its suitability for any particular purpose. Users should make their own judgements about those matters and/or seek independent advice. You assume all risks associated with use of the data provided on this page.

Race Results

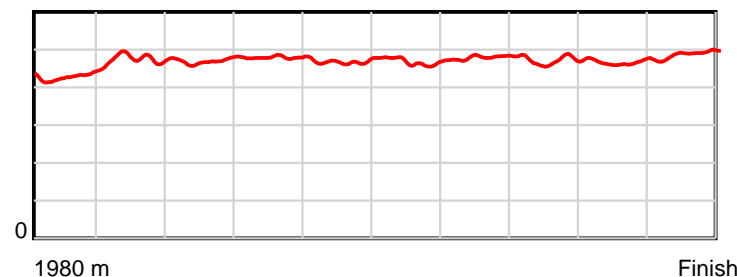
March 03, 2022, Race 3, SPEIGHTS MOBILE TROT, Distance 1980m, Addington - Survey 1980m

Result	TAB no.	Horse (Barrier)	1980 to	1800m to	1600m to	1400m to	1200m to	1000m to	800m to	600m to	400m to	200m to	Total or	Margin
5th	2	Rachmaninov (2)	1800m	1600m	1400m	1200m	1000m	800m	600m	400m	200m	WP	Average	
		Position in running (margin)	-	2(1.8)	3(4.9)	4(4.9)	4(3.8)	5(3.6)	6(5.2)	6(5.5)	7(6.7)	6(8.7)		14.90
		Sectional time (s)	12.08	14.73	15.01	15.28	14.66	14.92	14.69	15.31	15.20	15.98		
		Cumulative time (s)	147.86	135.78	121.05	106.04	90.76	76.10	61.18	46.49	31.18	15.98	2:27.86	
		Speed (m/s)	14.91	13.58	13.32	13.09	13.64	13.40	13.61	13.06	13.16	12.52	13.39	
		Stride length (m)	6.29	6.46	6.26	6.27	6.38	6.27	6.53	6.17	6.13	6.14	6.29	
		Stride duration (s)	0.427	0.476	0.470	0.479	0.468	0.468	0.479	0.472	0.466	0.491	0.470	
		Stride efficiency (%)	61.83	65.21	61.31	61.48	63.55	61.48	66.54	59.45	58.76	58.98	61.78	
		Stride count	28.62	30.96	31.93	31.89	31.36	31.89	30.65	32.43	32.62	32.55	314.90	

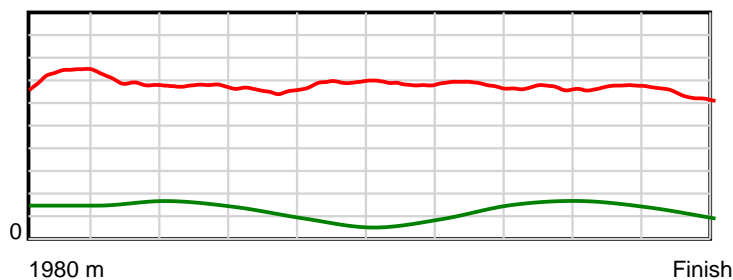
10 m Stride length



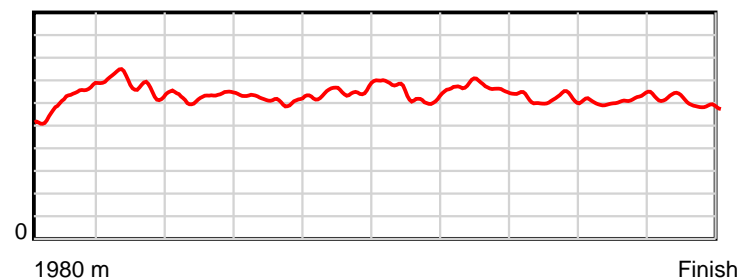
0.6 s Stride duration



20 m/sec Speed



100 % Stride efficiency



Note: Horizontal distance axis grid lines are 200m furlongs.

Disclaimer.

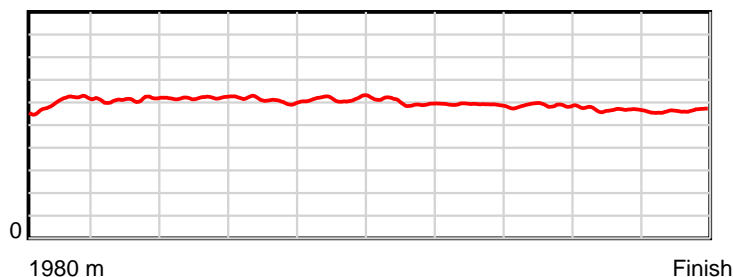
HRNZ and NZMTC and Thoroughbred Ratings Pty Ltd accepts no responsibility for the completeness or accuracy of any of the information contained herein, and makes no representations about its suitability for any particular purpose. Users should make their own judgements about those matters and/or seek independent advice. You assume all risks associated with use of the data provided on this page.

Race Results

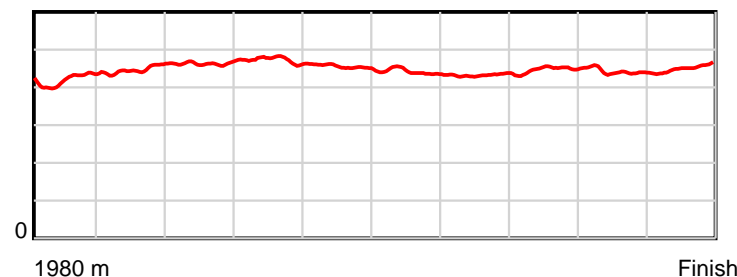
March 03, 2022, Race 3, SPEIGHTS MOBILE TROT, Distance 1980m, Addington - Survey 1980m

Result	TAB no.	Horse (Barrier)	1980 to	1800m to	1600m to	1400m to	1200m to	1000m to	800m to	600m to	400m to	200m to	Total or	Margin
6th	3	Top Hat And Ta... (3)	1800m	1600m	1400m	1200m	1000m	800m	600m	400m	200m	WP	Average	
		Position in running (margin)	-	5(3.3)	4(5.1)	3(4.5)	6(4.5)	6(4.4)	5(5.1)	5(4.8)	4(4.8)	5(8.5)		15.40
		Sectional time (s)	12.56	14.51	14.91	15.47	14.68	14.75	14.60	15.11	15.48	15.88		
		Cumulative time (s)	147.95	135.39	120.88	105.97	90.50	75.82	61.07	46.47	31.36	15.88	2:27.95	
		Speed (m/s)	14.34	13.78	13.41	12.93	13.62	13.56	13.70	13.24	12.92	12.59	13.38	
		Stride length (m)	6.05	6.16	6.21	6.11	6.20	5.99	5.93	5.92	5.71	5.68	5.99	
		Stride duration (s)	0.420	0.447	0.463	0.472	0.455	0.442	0.433	0.447	0.442	0.451	0.447	
		Stride efficiency (%)	57.12	59.34	60.34	58.31	59.99	56.03	54.88	54.67	50.97	50.44	56.05	
		Stride count	29.77	32.45	32.19	32.74	32.28	33.40	33.75	33.81	35.02	35.20	330.61	

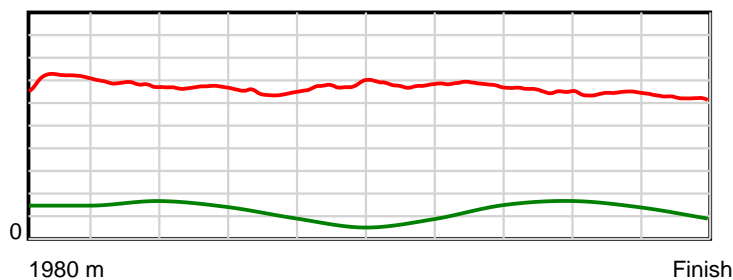
10 m Stride length



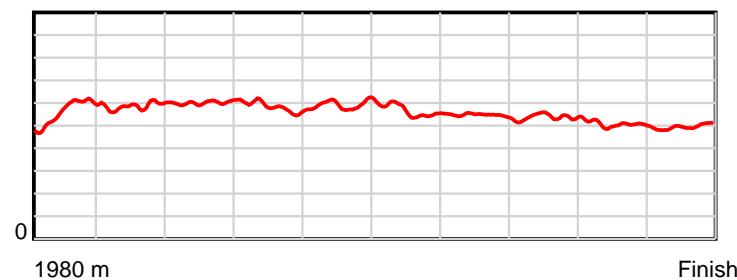
0.6 s Stride duration



20 m/sec Speed



100 % Stride efficiency



Note: Horizontal distance axis grid lines are 200m furlongs.

Disclaimer.

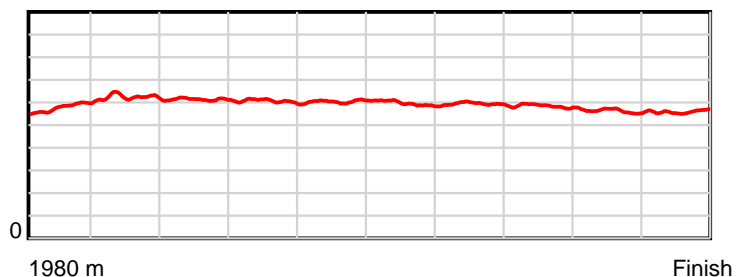
HRNZ and NZMTC and Thoroughbred Ratings Pty Ltd accepts no responsibility for the completeness or accuracy of any of the information contained herein, and makes no representations about its suitability for any particular purpose. Users should make their own judgements about those matters and/or seek independent advice. You assume all risks associated with use of the data provided on this page.

Race Results

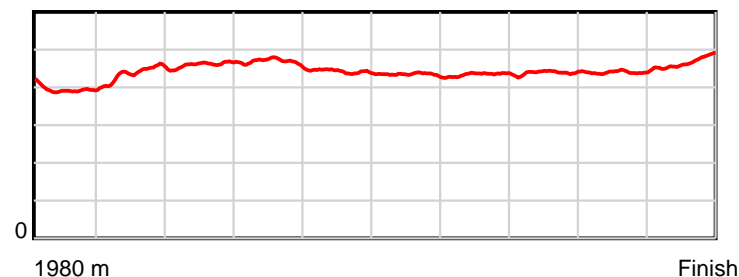
March 03, 2022, Race 3, SPEIGHTS MOBILE TROT, Distance 1980m, Addington - Survey 1980m

Result	TAB no.	Horse (Barrier)	1980 to	1800m to	1600m to	1400m to	1200m to	1000m to	800m to	600m to	400m to	200m to	Total or	Margin
7th	1	Ready I Am (1)	1800m	1600m	1400m	1200m	1000m	800m	600m	400m	200m	WP	Average	
		Position in running (margin)	-	3(2.4)	2(2.2)	2(2.0)	3(2.1)	4(1.9)	3(2.5)	3(2.4)	2(2.9)	4(6.8)		18.00
		Sectional time (s)	12.15	14.19	14.96	15.48	14.65	14.75	14.64	15.19	15.52	16.89		
		Cumulative time (s)	148.42	136.27	122.08	107.12	91.64	76.99	62.24	47.60	32.41	16.89	2:28.42	
		Speed (m/s)	14.82	14.09	13.37	12.92	13.65	13.56	13.66	13.17	12.89	11.84	13.34	
		Stride length (m)	5.80	6.17	6.16	6.04	6.03	5.88	5.93	5.78	5.67	5.54	5.89	
		Stride duration (s)	0.392	0.438	0.461	0.467	0.442	0.433	0.434	0.439	0.440	0.468	0.442	
		Stride efficiency (%)	52.53	59.47	59.25	56.97	56.79	53.96	55.00	52.14	50.17	47.91	54.25	
		Stride count	31.05	32.42	32.48	33.12	33.18	34.03	33.71	34.63	35.30	36.12	336.04	

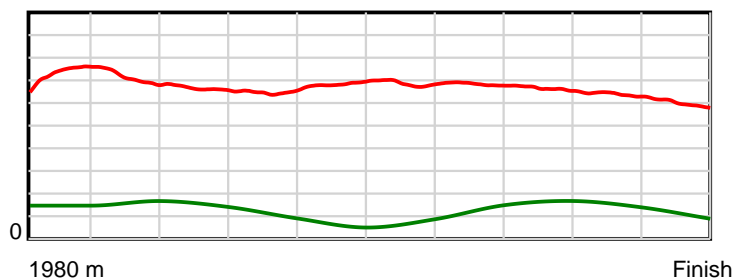
10 m Stride length



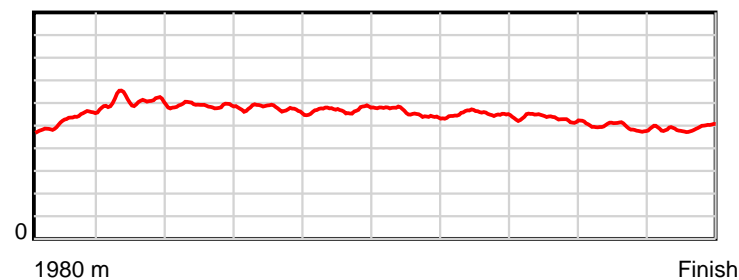
0.6 s Stride duration



20 m/sec Speed



100 % Stride efficiency



Note: Horizontal distance axis grid lines are 200m furlongs.

Disclaimer.

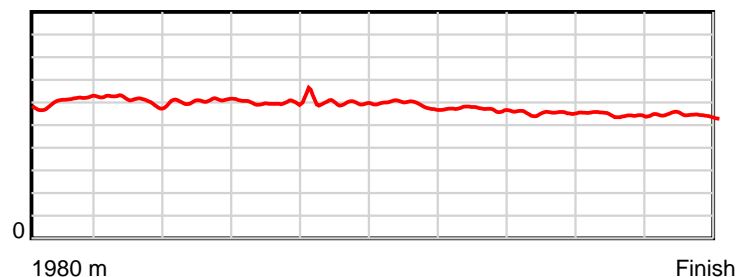
HRNZ and NZMTC and Thoroughbred Ratings Pty Ltd accepts no responsibility for the completeness or accuracy of any of the information contained herein, and makes no representations about its suitability for any particular purpose. Users should make their own judgements about those matters and/or seek independent advice. You assume all risks associated with use of the data provided on this page.

Race Results

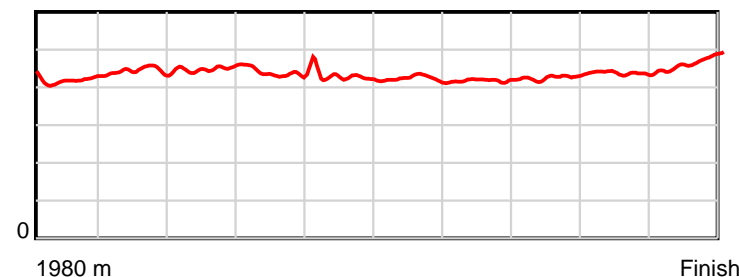
March 03, 2022, Race 3, SPEIGHTS MOBILE TROT, Distance 1980m, Addington - Survey 1980m

Result	TAB no.	Horse (Barrier)	1980 to	1800m to	1600m to	1400m to	1200m to	1000m to	800m to	600m to	400m to	200m to	Total or	Margin
8th	7	Muscle Bank (7)	1800m	1600m	1400m	1200m	1000m	800m	600m	400m	200m	WP	Average	
		Position in running (margin)	-	4(2.5)	5(6.8)	5(6.7)	2(2.1)	2(0.6)	2(1.4)	2(2.0)	5(5.3)	8(13.0)		26.90
		Sectional time (s)	12.31	14.94	14.98	14.68	14.46	14.77	14.75	15.66	16.16	17.31		
		Cumulative time (s)	150.02	137.71	122.77	107.79	93.11	78.65	63.88	49.13	33.47	17.31	2:30.02	
		Speed (m/s)	14.63	13.39	13.35	13.62	13.83	13.54	13.56	12.77	12.38	11.55	13.20	
		Stride length (m)	6.10	5.94	6.01	5.95	5.93	5.73	5.67	5.45	5.43	5.41	5.75	
		Stride duration (s)	0.417	0.443	0.450	0.437	0.429	0.423	0.418	0.427	0.438	0.468	0.435	
		Stride efficiency (%)	58.15	55.07	56.39	55.34	54.96	51.31	50.31	46.46	46.01	45.76	51.63	
		Stride count	29.51	33.69	33.29	33.61	33.72	34.90	35.25	36.68	36.86	36.96	344.47	

10 m Stride length



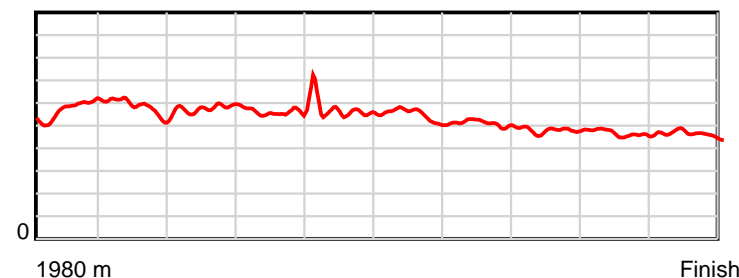
0.6 s Stride duration



20 m/sec Speed



100 % Stride efficiency



Note: Horizontal distance axis grid lines are 200m furlongs.

Disclaimer.

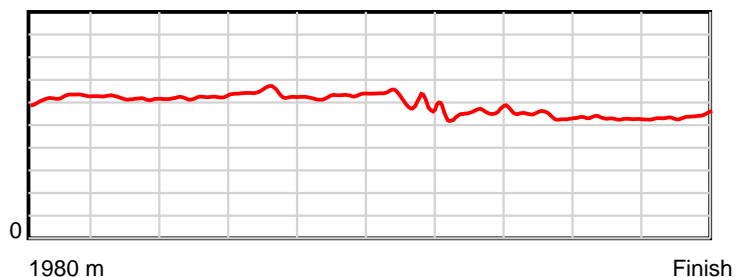
HRNZ and NZMTC and Thoroughbred Ratings Pty Ltd accepts no responsibility for the completeness or accuracy of any of the information contained herein, and makes no representations about its suitability for any particular purpose. Users should make their own judgements about those matters and/or seek independent advice. You assume all risks associated with use of the data provided on this page.

Race Results

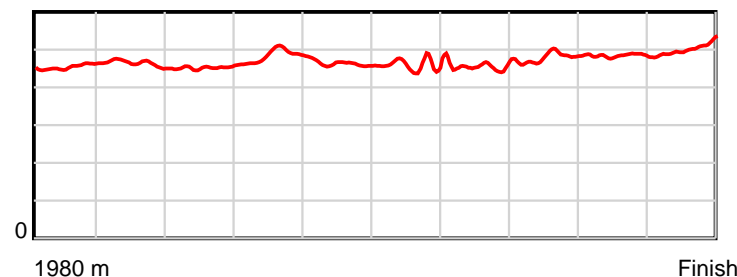
March 03, 2022, Race 3, SPEIGHTS MOBILE TROT, Distance 1980m, Addington - Survey 1980m

Result	TAB no.	Horse (Barrier)	1980 to	1800m to	1600m to	1400m to	1200m to	1000m to	800m to	600m to	400m to	200m to	Total or	Margin
9th	6	Steel Dust (6)	1800m	1600m	1400m	1200m	1000m	800m	600m	400m	200m	WP	Average	
		Position in running (margin)	-	9(7.2)	8(12.3)	7(9.3)	8(7.0)	8(6.7)	9(10.4)	9(20.5)	9(36.6)	9(56.6)		74.60
		Sectional time (s)	13.08	15.07	14.51	15.07	14.65	15.26	16.33	17.80	18.19	18.65		
		Cumulative time (s)	158.61	145.53	130.46	115.95	100.88	86.23	70.97	54.64	36.84	18.65	2:38.61	
		Speed (m/s)	13.77	13.27	13.78	13.27	13.65	13.11	12.25	11.24	11.00	10.72	12.48	
		Stride length (m)	6.28	6.15	6.23	6.43	6.31	5.99	5.56	5.38	5.32	5.40	5.87	
		Stride duration (s)	0.455	0.464	0.452	0.484	0.462	0.457	0.454	0.479	0.484	0.503	0.470	
		Stride efficiency (%)	61.72	59.11	60.74	64.55	62.25	56.09	48.25	45.15	44.27	45.55	53.87	
		Stride count	28.64	32.52	32.08	31.12	31.69	33.38	35.99	37.21	37.57	37.04	337.24	

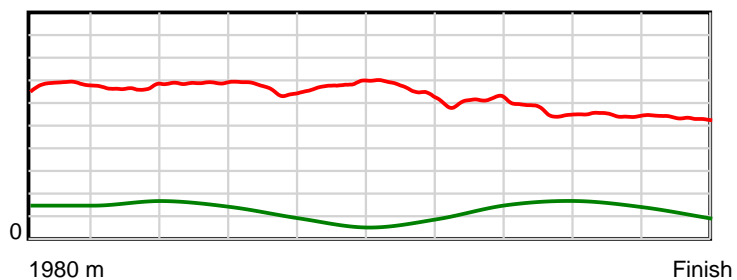
10 m Stride length



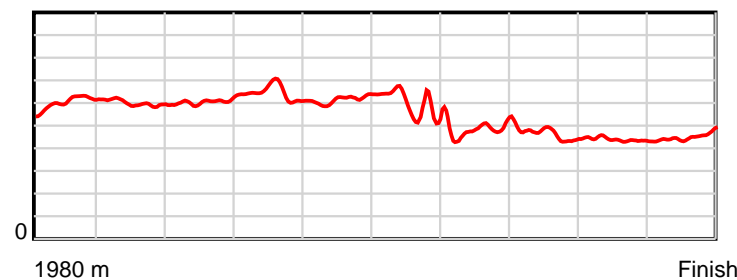
0.6 s Stride duration



20 m/sec Speed



100 % Stride efficiency



Note: Horizontal distance axis grid lines are 200m furlongs.

Disclaimer.

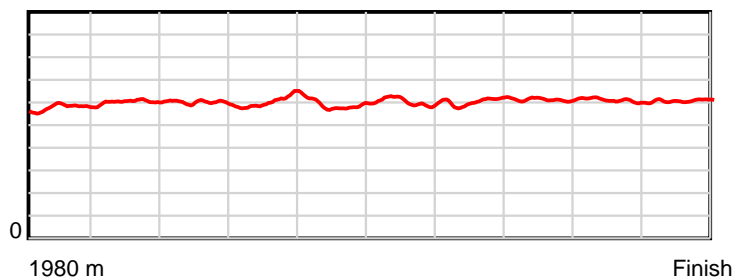
HRNZ and NZMTC and Thoroughbred Ratings Pty Ltd accepts no responsibility for the completeness or accuracy of any of the information contained herein, and makes no representations about its suitability for any particular purpose. Users should make their own judgements about those matters and/or seek independent advice. You assume all risks associated with use of the data provided on this page.

Race Results

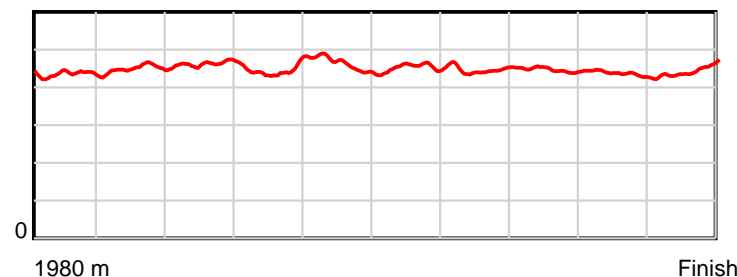
March 03, 2022, Race 4, McMILLAN EQUINE FEEDS MOBILE TROT, Distance 1980m, Addington - Survey 1980m

Result	TAB no.	Horse (Barrier)	1980 to	1800m to	1600m to	1400m to	1200m to	1000m to	800m to	600m to	400m to	200m to	Total or	Margin
1st	8	Mr Love (6)	1800m	1600m	1400m	1200m	1000m	800m	600m	400m	200m	WP	Average	
		Position in running (margin)	-	5(6.7)	5(9.1)	5(6.7)	5(4.8)	4(4.0)	4(6.7)	3(2.6)	2(2.1)	2(1.6)		0.00
		Sectional time (s)	13.57	15.24	15.55	14.72	15.99	15.25	14.79	14.90	14.53	14.54		
		Cumulative time (s)	149.08	135.51	120.27	104.72	90.00	74.01	58.76	43.97	29.07	14.54	2:29.08	
		Speed (m/s)	13.27	13.12	12.86	13.59	12.51	13.11	13.52	13.42	13.76	13.76	13.28	
		Stride length (m)	5.80	5.88	5.95	6.06	5.76	5.94	6.02	5.99	5.98	6.14	5.95	
		Stride duration (s)	0.434	0.448	0.463	0.446	0.460	0.453	0.445	0.446	0.434	0.447	0.448	
		Stride efficiency (%)	52.58	54.06	55.35	57.43	51.78	55.08	56.64	56.10	55.81	58.98	55.35	
		Stride count	31.03	34.00	33.61	32.99	34.74	33.69	33.22	33.38	33.47	32.56	332.69	

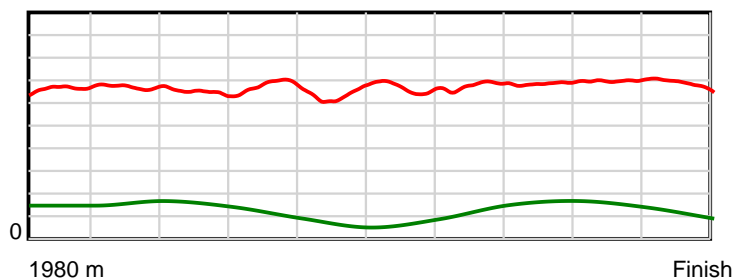
10 m Stride length



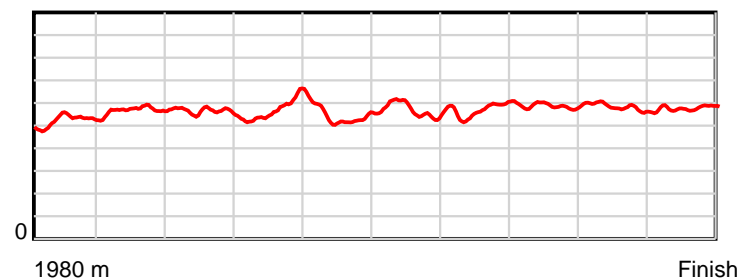
0.6 s Stride duration



20 m/sec Speed



100 % Stride efficiency



Note: Horizontal distance axis grid lines are 200m furlongs.

Disclaimer.

HRNZ and NZMTC and Thoroughbred Ratings Pty Ltd accepts no responsibility for the completeness or accuracy of any of the information contained herein, and makes no representations about its suitability for any particular purpose. Users should make their own judgements about those matters and/or seek independent advice. You assume all risks associated with use of the data provided on this page.

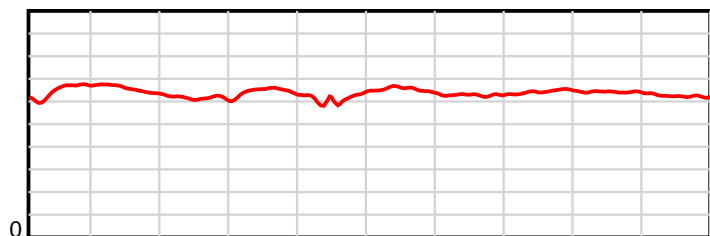


Race Results

March 03, 2022, Race 4, McMILLAN EQUINE FEEDS MOBILE TROT, Distance 1980m, Addington - Survey 1980m

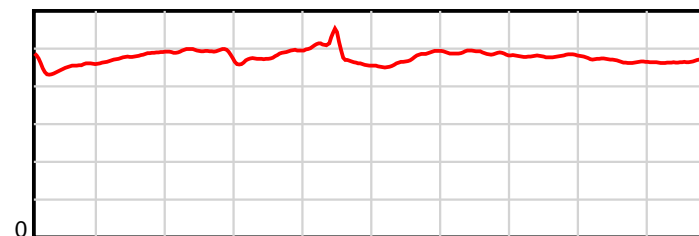
Result	TAB no.	Horse (Barrier)	1980 to	1800m to	1600m to	1400m to	1200m to	1000m to	800m to	600m to	400m to	200m to	Total or	Margin
2nd	7	Roydon Muscle (5)	1800m	1600m	1400m	1200m	1000m	800m	600m	400m	200m	WP	Average	
		Position in running (margin)	-	1(0.0)	1(0.0)	1(0.0)	1(0.0)	1(0.0)	1(0.0)	1(0.0)	1(0.0)	1(0.0)		1.00
		Sectional time (s)	12.34	14.84	15.95	15.05	16.13	14.80	15.48	14.98	14.62	15.06		
		Cumulative time (s)	149.25	136.91	122.07	106.12	91.07	74.94	60.14	44.66	29.68	15.06	2:29.25	
		Speed (m/s)	14.59	13.48	12.54	13.29	12.40	13.51	12.92	13.35	13.68	13.28	13.27	
		Stride length (m)	6.52	6.48	6.15	6.41	6.02	6.41	6.30	6.41	6.39	6.24	6.33	
		Stride duration (s)	0.450	0.481	0.490	0.482	0.486	0.475	0.488	0.480	0.467	0.470	0.477	
		Stride efficiency (%)	66.42	65.63	59.06	64.26	56.66	64.28	62.07	64.25	63.82	60.89	62.60	
		Stride count	27.61	30.86	32.53	31.19	33.21	31.18	31.73	31.19	31.30	32.04	312.84	

10 m Stride length



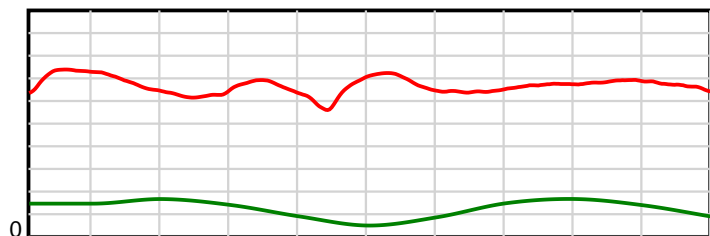
1980 m Finish

0.6 s Stride duration



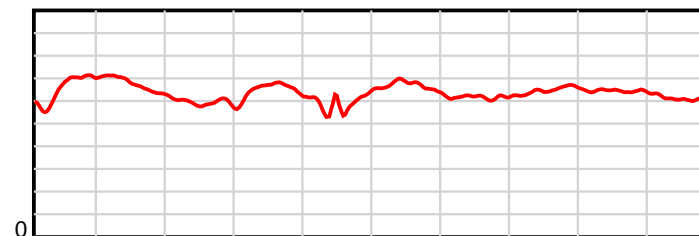
1980 m Finish

20 m/sec Speed



1980 m Finish

100 % Stride efficiency



1980 m Finish

Note: Horizontal distance axis grid lines are 200m furlongs.

Disclaimer.

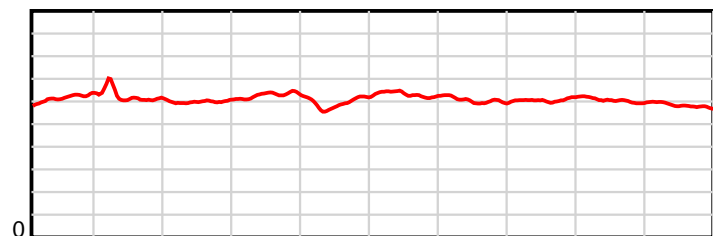
HRNZ and NZMTC and Thoroughbred Ratings Pty Ltd accepts no responsibility for the completeness or accuracy of any of the information contained herein, and makes no representations about its suitability for any particular purpose. Users should make their own judgements about those matters and/or seek independent advice. You assume all risks associated with use of the data provided on this page.

Race Results

March 03, 2022, Race 4, McMILLAN EQUINE FEEDS MOBILE TROT, Distance 1980m, Addington - Survey 1980m

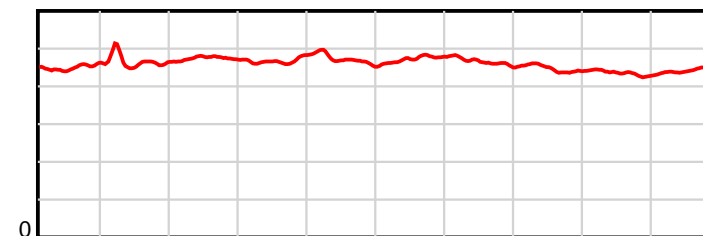
Result	TAB no.	Horse (Barrier)	1980 to	1800m to	1600m to	1400m to	1200m to	1000m to	800m to	600m to	400m to	200m to	Total or	Margin
3rd	4	Westar Milly (3)	1800m	1600m	1400m	1200m	1000m	800m	600m	400m	200m	WP	Average	
		Position in running (margin)	-	4(4.8)	4(5.8)	4(5.4)	4(4.7)	3(2.6)	3(4.4)	4(3.9)	4(4.0)	3(4.3)		6.80
		Sectional time (s)	13.00	15.02	15.87	14.94	15.78	15.09	15.41	14.98	14.67	15.55		
		Cumulative time (s)	150.31	137.31	122.29	106.42	91.48	75.70	60.61	45.20	30.22	15.55	2:30.31	
		Speed (m/s)	13.85	13.32	12.60	13.39	12.67	13.25	12.98	13.35	13.63	12.86	13.17	
		Stride length (m)	6.13	6.19	5.97	6.27	5.98	6.27	6.03	5.96	5.93	5.76	6.04	
		Stride duration (s)	0.449	0.465	0.474	0.468	0.472	0.473	0.464	0.446	0.435	0.448	0.459	
		Stride efficiency (%)	58.66	59.80	55.66	61.47	55.86	61.41	56.78	55.46	54.94	51.91	57.07	
		Stride count	29.38	32.33	33.51	31.89	33.45	31.90	33.18	33.57	33.73	34.70	327.64	

10 m Stride length



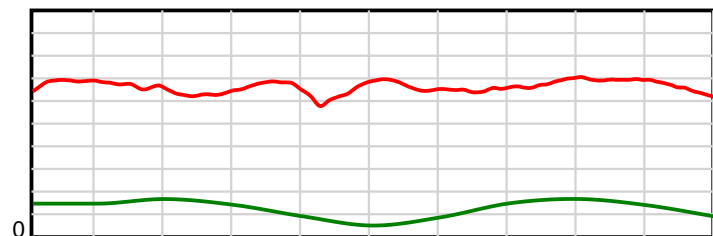
1980 m Finish

0.6 s Stride duration



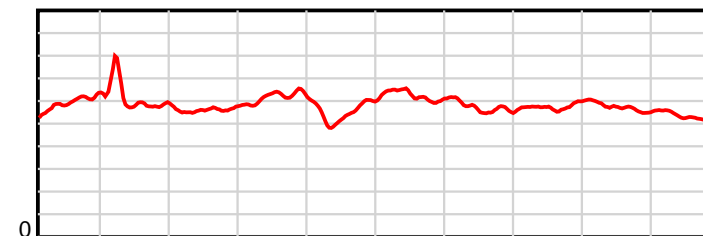
1980 m Finish

20 m/sec Speed



1980 m Finish

100 % Stride efficiency



1980 m Finish

Note: Horizontal distance axis grid lines are 200m furlongs.

Disclaimer.

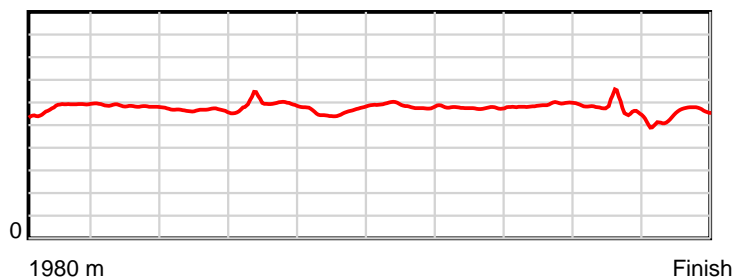
HRNZ and NZMTC and Thoroughbred Ratings Pty Ltd accepts no responsibility for the completeness or accuracy of any of the information contained herein, and makes no representations about its suitability for any particular purpose. Users should make their own judgements about those matters and/or seek independent advice. You assume all risks associated with use of the data provided on this page.

Race Results

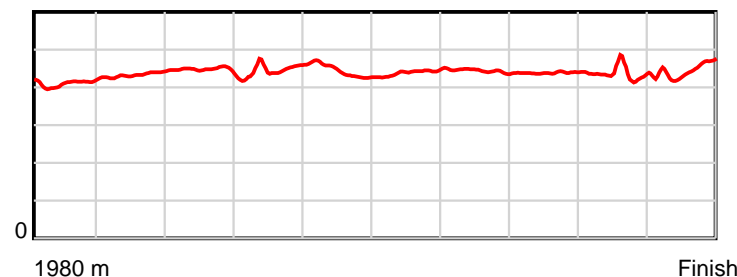
March 03, 2022, Race 4, McMILLAN EQUINE FEEDS MOBILE TROT, Distance 1980m, Addington - Survey 1980m

Result	TAB no.	Horse (Barrier)	1980 to	1800m to	1600m to	1400m to	1200m to	1000m to	800m to	600m to	400m to	200m to	Total or	Margin
4th	1	Rush (1)	1800m	1600m	1400m	1200m	1000m	800m	600m	400m	200m	WP	Average	
		Position in running (margin)	-	2(1.9)	2(3.1)	3(2.3)	3(1.8)	2(0.1)	2(2.5)	2(1.9)	3(2.3)	4(4.7)		12.60
		Sectional time (s)	12.54	15.04	15.82	14.97	15.83	15.20	15.39	15.05	15.02	16.49		
		Cumulative time (s)	151.35	138.81	123.77	107.95	92.98	77.15	61.95	46.56	31.51	16.49	2:31.35	
		Speed (m/s)	14.36	13.30	12.64	13.36	12.63	13.16	13.00	13.29	13.32	12.13	13.08	
		Stride length (m)	5.79	5.77	5.65	5.92	5.60	5.79	5.76	5.83	5.76	5.41	5.72	
		Stride duration (s)	0.410	0.434	0.447	0.443	0.444	0.440	0.443	0.439	0.433	0.446	0.438	
		Stride efficiency (%)	52.34	51.94	49.92	54.85	49.05	52.30	51.90	53.14	51.89	45.72	51.21	
		Stride count	31.10	34.69	35.39	33.76	35.70	34.57	34.70	34.30	34.71	36.97	345.89	

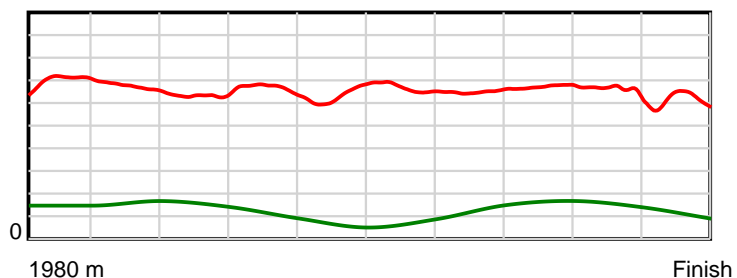
10 m Stride length



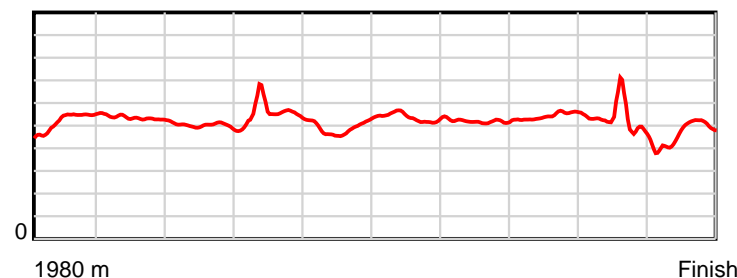
0.6 s Stride duration



20 m/sec Speed



100 % Stride efficiency



Note: Horizontal distance axis grid lines are 200m furlongs.

Disclaimer.

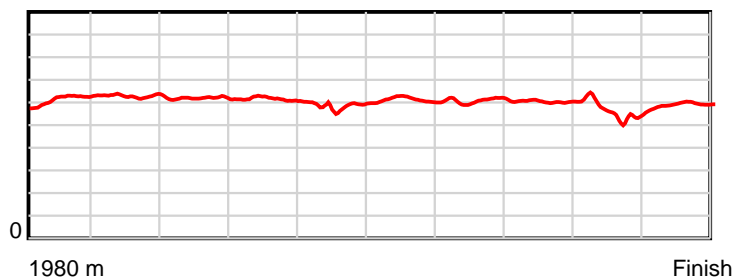
HRNZ and NZMTC and Thoroughbred Ratings Pty Ltd accepts no responsibility for the completeness or accuracy of any of the information contained herein, and makes no representations about its suitability for any particular purpose. Users should make their own judgements about those matters and/or seek independent advice. You assume all risks associated with use of the data provided on this page.

Race Results

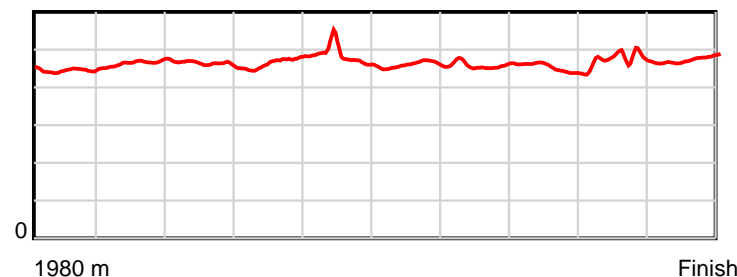
March 03, 2022, Race 4, McMILLAN EQUINE FEEDS MOBILE TROT, Distance 1980m, Addington - Survey 1980m

Result	TAB no.	Horse (Barrier)	1980 to	1800m to	1600m to	1400m to	1200m to	1000m to	800m to	600m to	400m to	200m to	Total or	Margin
5th	6	Bellerophonte (4)	1800m	1600m	1400m	1200m	1000m	800m	600m	400m	200m	WP	Average	
		Position in running (margin)	-	3(3.6)	3(5.0)	2(0.9)	2(1.6)	5(6.4)	5(8.6)	5(5.7)	5(5.8)	5(19.4)		23.60
		Sectional time (s)	12.80	15.07	15.27	15.16	16.92	15.17	14.99	15.00	16.89	16.07		
		Cumulative time (s)	153.34	140.54	125.47	110.20	95.04	78.12	62.95	47.96	32.96	16.07	2:33.34	
		Speed (m/s)	14.06	13.27	13.10	13.19	11.82	13.18	13.34	13.33	11.84	12.45	12.91	
		Stride length (m)	6.15	6.17	6.06	6.13	5.68	6.06	6.12	6.00	5.63	5.91	5.98	
		Stride duration (s)	0.444	0.465	0.463	0.465	0.481	0.460	0.459	0.450	0.476	0.475	0.463	
		Stride efficiency (%)	59.08	59.49	57.42	58.69	50.42	57.34	58.50	56.25	49.62	54.55	55.95	
		Stride count	29.27	32.41	32.99	32.63	35.21	33.02	32.69	33.34	35.49	33.85	330.90	

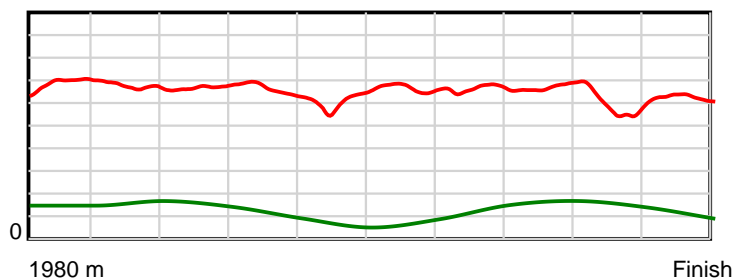
10 m Stride length



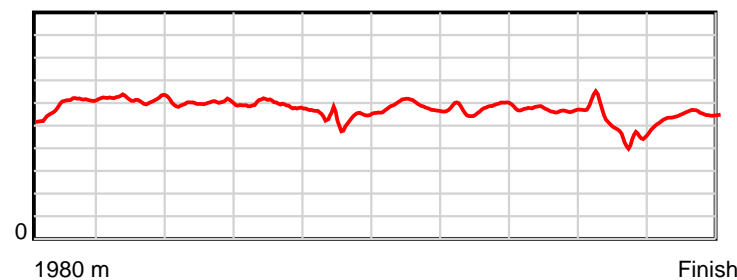
0.6 s Stride duration



20 m/sec Speed



100 % Stride efficiency



Note: Horizontal distance axis grid lines are 200m furlongs.

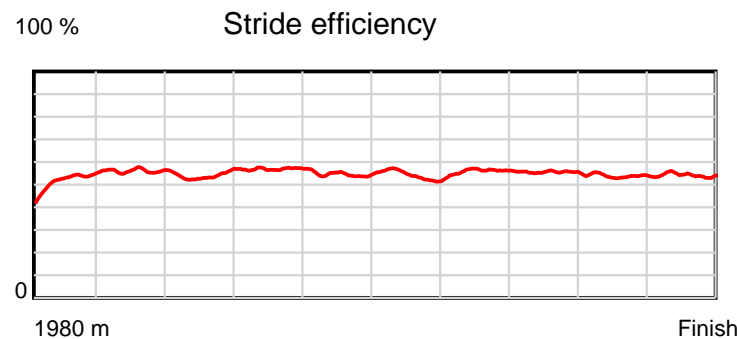
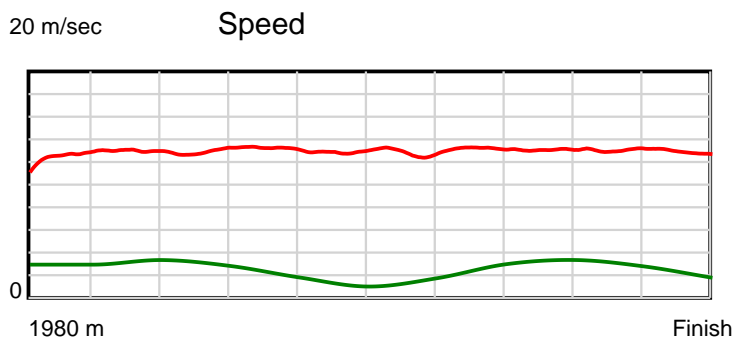
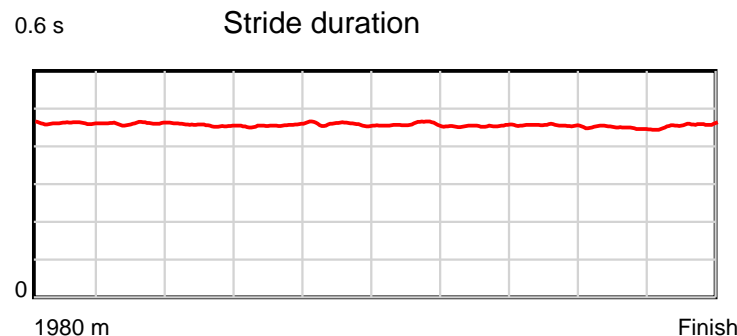
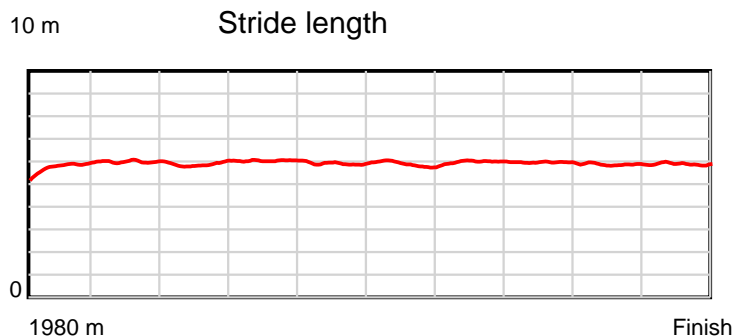
Disclaimer.

HRNZ and NZMTC and Thoroughbred Ratings Pty Ltd accepts no responsibility for the completeness or accuracy of any of the information contained herein, and makes no representations about its suitability for any particular purpose. Users should make their own judgements about those matters and/or seek independent advice. You assume all risks associated with use of the data provided on this page.

Race Results

March 03, 2022, Race 4, McMILLAN EQUINE FEEDS MOBILE TROT, Distance 1980m, Addington - Survey 1980m

Result	TAB no.	Horse (Barrier)	1980 to	1800m to	1600m to	1400m to	1200m to	1000m to	800m to	600m to	400m to	200m to	Total or	Margin
6th	3	Cosmic Angel (2)	1800m	1600m	1400m	1200m	1000m	800m	600m	400m	200m	WP	Average	
		Position in running (margin)	-	6(26.7)	6(31.0)	6(28.4)	6(28.5)	6(25.6)	6(31.3)	6(29.2)	6(31.5)	6(35.6)		35.90
		Sectional time (s)	16.72	15.56	15.52	15.06	15.64	15.74	15.13	15.37	15.29	15.51		
		Cumulative time (s)	155.54	138.82	123.26	107.74	92.68	77.04	61.30	46.17	30.80	15.51	2:35.54	
		Speed (m/s)	10.77	12.85	12.89	13.28	12.79	12.71	13.22	13.01	13.08	12.89	12.73	
		Stride length (m)	5.81	5.93	5.88	6.04	5.87	5.82	6.00	5.93	5.88	5.88	5.90	
		Stride duration (s)	0.461	0.461	0.456	0.455	0.459	0.458	0.454	0.455	0.449	0.456	0.464	
		Stride efficiency (%)	52.75	54.86	53.96	57.07	53.86	52.92	56.25	54.88	53.99	54.10	54.46	
		Stride count	30.98	33.75	34.04	33.10	34.07	34.37	33.34	33.75	34.02	33.99	335.41	



Note: Horizontal distance axis grid lines are 200m furlongs.

Disclaimer.

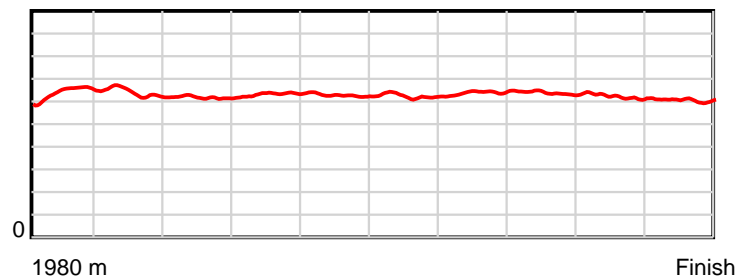
HRNZ and NZMTC and Thoroughbred Ratings Pty Ltd accepts no responsibility for the completeness or accuracy of any of the information contained herein, and makes no representations about its suitability for any particular purpose. Users should make their own judgements about those matters and/or seek independent advice. You assume all risks associated with use of the data provided on this page.

Race Results

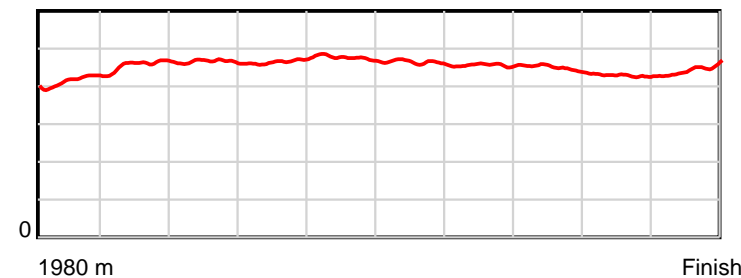
March 03, 2022, Race 5, HYDROFLOW MOBILE PACE, Distance 1980m, Addington - Survey 1980m

Result	TAB no.	Horse (Barrier)	1980 to	1800m to	1600m to	1400m to	1200m to	1000m to	800m to	600m to	400m to	200m to	Total or	Margin
1st	6	Jack Ryan (6)	1800m	1600m	1400m	1200m	1000m	800m	600m	400m	200m	WP	Average	
		Position in running (margin)	-	1(0.0)	1(0.0)	1(0.0)	1(0.0)	1(0.0)	1(0.0)	1(0.0)	1(0.0)	1(0.0)		0.00
		Sectional time (s)	11.63	14.50	14.94	14.57	15.08	15.01	14.22	14.07	13.84	14.67		
		Cumulative time (s)	142.53	130.90	116.40	101.46	86.89	71.81	56.80	42.58	28.51	14.67	2:22.53	
		Speed (m/s)	15.48	13.79	13.39	13.73	13.26	13.32	14.06	14.21	14.45	13.63	13.89	
		Stride length (m)	6.46	6.32	6.23	6.38	6.31	6.17	6.42	6.37	6.20	6.07	6.29	
		Stride duration (s)	0.416	0.458	0.466	0.465	0.476	0.463	0.456	0.448	0.429	0.445	0.453	
		Stride efficiency (%)	65.28	62.45	60.68	63.64	62.28	59.54	64.44	63.36	60.00	57.63	61.83	
		Stride count	27.85	31.64	32.09	31.34	31.68	32.40	31.15	31.41	32.28	32.93	314.77	

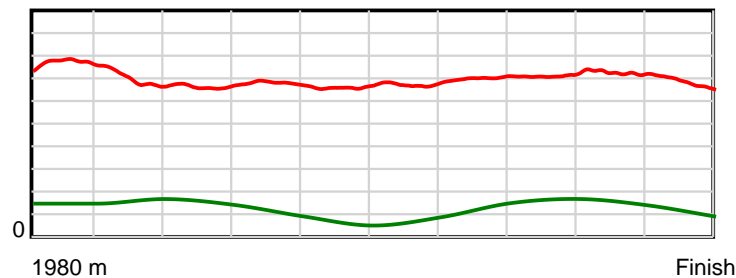
10 m Stride length



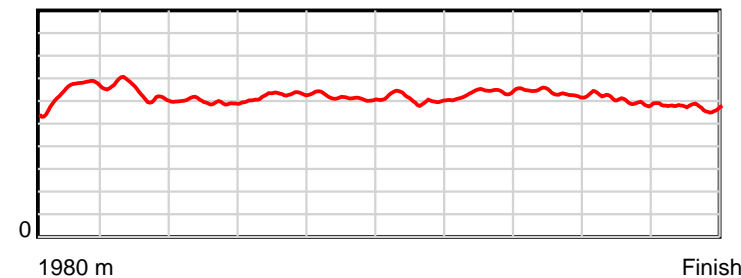
0.6 s Stride duration



20 m/sec Speed



100 % Stride efficiency



Note: Horizontal distance axis grid lines are 200m furlongs.

Disclaimer.

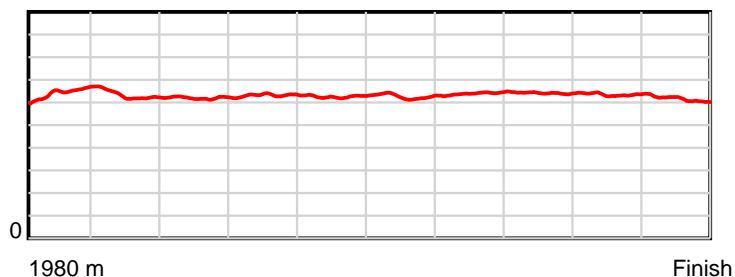
HRNZ and NZMTC and Thoroughbred Ratings Pty Ltd accepts no responsibility for the completeness or accuracy of any of the information contained herein, and makes no representations about its suitability for any particular purpose. Users should make their own judgements about those matters and/or seek independent advice. You assume all risks associated with use of the data provided on this page.

Race Results

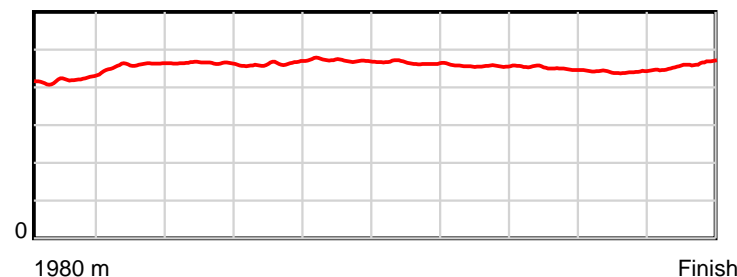
March 03, 2022, Race 5, HYDROFLOW MOBILE PACE, Distance 1980m, Addington - Survey 1980m

Result	TAB no.	Horse (Barrier)	1980 to	1800m to	1600m to	1400m to	1200m to	1000m to	800m to	600m to	400m to	200m to	Total or	Margin
2nd	2	Stephs Boy (2)	1800m	1600m	1400m	1200m	1000m	800m	600m	400m	200m	WP	Average	
		Position in running (margin)	-	2(1.2)	2(2.5)	2(1.8)	2(2.3)	2(2.0)	2(1.7)	2(2.1)	2(2.5)	2(2.8)		4.50
		Sectional time (s)	12.02	14.72	14.84	14.65	15.02	14.97	14.28	14.13	13.89	14.82		
		Cumulative time (s)	143.34	131.32	116.60	101.76	87.11	72.09	57.12	42.84	28.71	14.82	2:23.34	
		Speed (m/s)	14.98	13.59	13.48	13.65	13.32	13.36	14.01	14.15	14.40	13.50	13.81	
		Stride length (m)	6.48	6.24	6.26	6.31	6.28	6.22	6.39	6.38	6.35	6.20	6.31	
		Stride duration (s)	0.420	0.459	0.464	0.462	0.472	0.465	0.456	0.451	0.441	0.459	0.457	
		Stride efficiency (%)	65.60	60.93	61.19	62.22	61.65	60.40	63.80	63.62	63.10	60.06	62.19	
		Stride count	27.78	32.03	31.96	31.70	31.84	32.17	31.30	31.34	31.47	32.26	313.85	

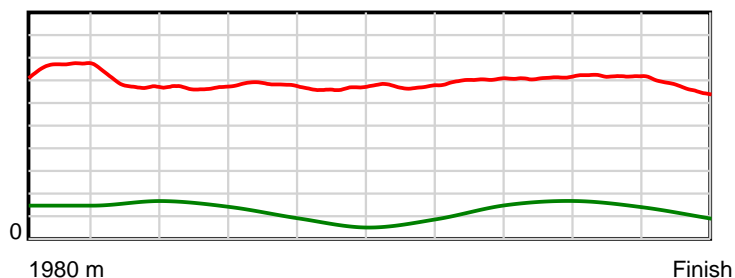
10 m Stride length



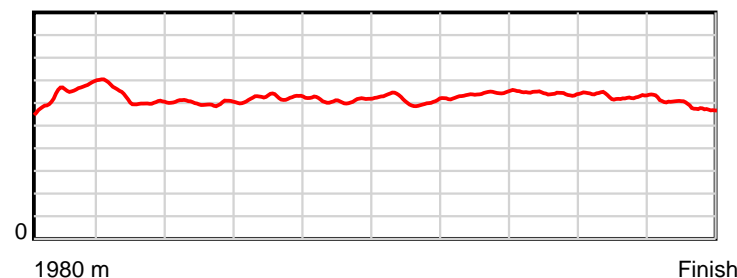
0.6 s Stride duration



20 m/sec Speed



100 % Stride efficiency



Note: Horizontal distance axis grid lines are 200m furlongs.

Disclaimer.

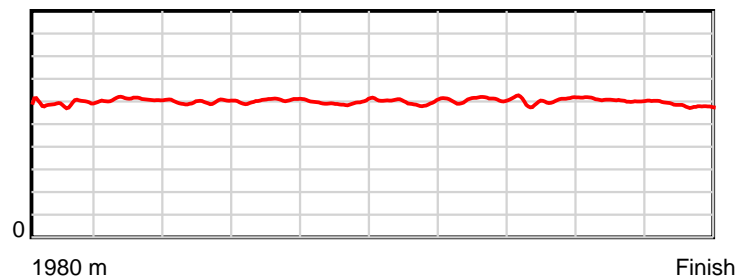
HRNZ and NZMTC and Thoroughbred Ratings Pty Ltd accepts no responsibility for the completeness or accuracy of any of the information contained herein, and makes no representations about its suitability for any particular purpose. Users should make their own judgements about those matters and/or seek independent advice. You assume all risks associated with use of the data provided on this page.

Race Results

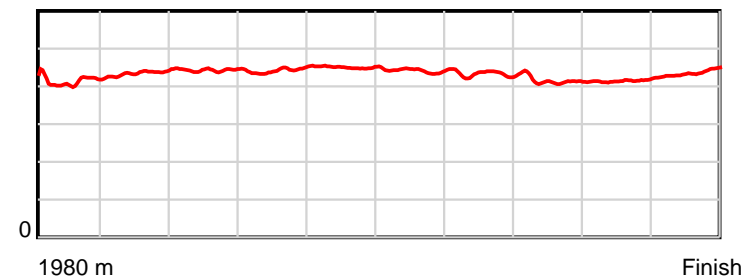
March 03, 2022, Race 5, HYDROFLOW MOBILE PACE, Distance 1980m, Addington - Survey 1980m

Result	TAB no.	Horse (Barrier)	1980 to	1800m to	1600m to	1400m to	1200m to	1000m to	800m to	600m to	400m to	200m to	Total or	Margin
3rd	1	Better Fly (1)	1800m	1600m	1400m	1200m	1000m	800m	600m	400m	200m	WP	Average	
		Position in running (margin)	-	9(6.9)	8(7.2)	6(5.8)	6(6.0)	5(5.7)	6(6.0)	5(6.1)	4(4.9)	3(4.8)		6.40
		Sectional time (s)	12.95	14.55	14.71	14.60	15.03	15.06	14.24	13.88	13.81	14.86		
		Cumulative time (s)	143.69	130.74	116.19	101.48	86.88	71.85	56.79	42.55	28.67	14.86	2:23.69	
		Speed (m/s)	13.90	13.75	13.60	13.70	13.31	13.28	14.04	14.41	14.48	13.46	13.78	
		Stride length (m)	5.91	5.98	6.03	6.06	5.99	5.86	6.08	5.98	6.01	5.88	5.98	
		Stride duration (s)	0.411	0.435	0.443	0.442	0.451	0.441	0.433	0.415	0.415	0.437	0.434	
		Stride efficiency (%)	54.50	55.97	56.77	57.36	56.15	53.61	57.75	55.86	56.37	53.97	55.82	
		Stride count	30.48	33.42	33.18	33.01	33.36	34.15	32.90	33.45	33.30	34.03	331.28	

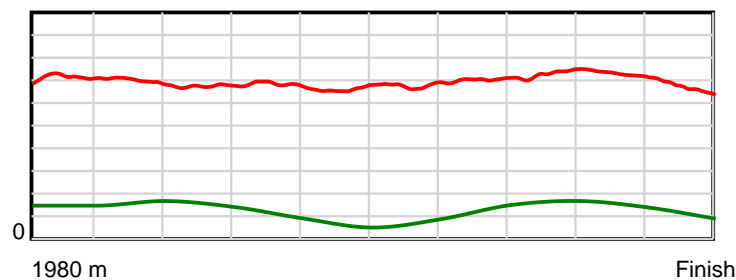
10 m Stride length



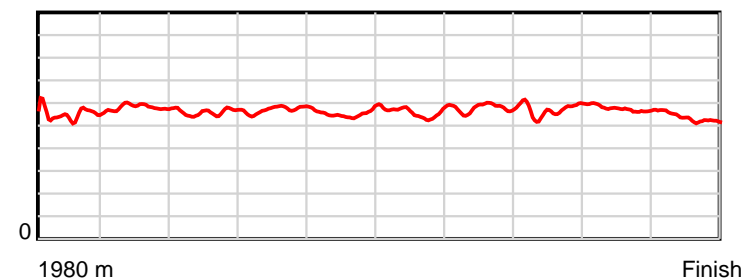
0.6 s Stride duration



20 m/sec Speed



100 % Stride efficiency



Note: Horizontal distance axis grid lines are 200m furlongs.

Disclaimer.

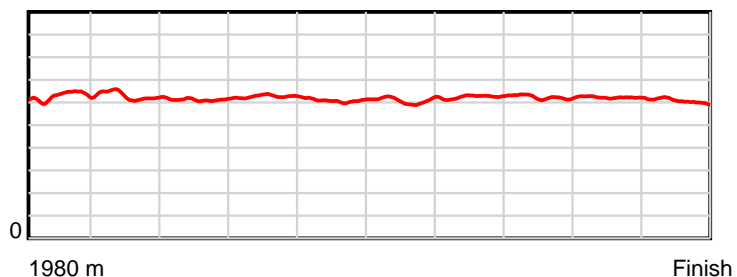
HRNZ and NZMTC and Thoroughbred Ratings Pty Ltd accepts no responsibility for the completeness or accuracy of any of the information contained herein, and makes no representations about its suitability for any particular purpose. Users should make their own judgements about those matters and/or seek independent advice. You assume all risks associated with use of the data provided on this page.

Race Results

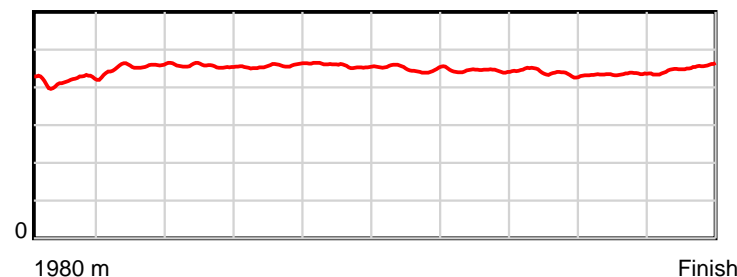
March 03, 2022, Race 5, HYDROFLOW MOBILE PACE, Distance 1980m, Addington - Survey 1980m

Result	TAB no.	Horse (Barrier)	1980 to	1800m to	1600m to	1400m to	1200m to	1000m to	800m to	600m to	400m to	200m to	Total or	Margin
4th	4	Sonic Reign (4)	1800m	1600m	1400m	1200m	1000m	800m	600m	400m	200m	WP	Average	
		Position in running (margin)	-	6(3.3)	4(3.9)	4(3.7)	4(4.2)	4(4.3)	3(3.4)	3(3.8)	3(4.6)	4(5.8)		7.40
		Sectional time (s)	12.30	14.60	14.90	14.66	15.09	14.86	14.28	14.21	14.04	14.93		
		Cumulative time (s)	143.87	131.57	116.97	102.07	87.41	72.32	57.46	43.18	28.97	14.93	2:23.87	
		Speed (m/s)	14.64	13.70	13.42	13.64	13.25	13.46	14.01	14.07	14.25	13.40	13.76	
		Stride length (m)	6.24	6.24	6.13	6.24	6.06	6.05	6.21	6.18	6.19	6.06	6.16	
		Stride duration (s)	0.417	0.455	0.457	0.457	0.457	0.450	0.443	0.439	0.435	0.453	0.447	
		Stride efficiency (%)	60.88	60.75	58.73	60.83	57.47	57.29	60.20	59.64	59.91	57.40	59.27	
		Stride count	28.84	32.08	32.62	32.06	32.98	33.03	32.22	32.37	32.30	33.00	321.50	

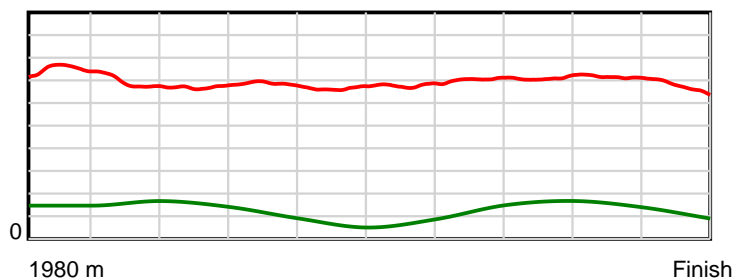
10 m Stride length



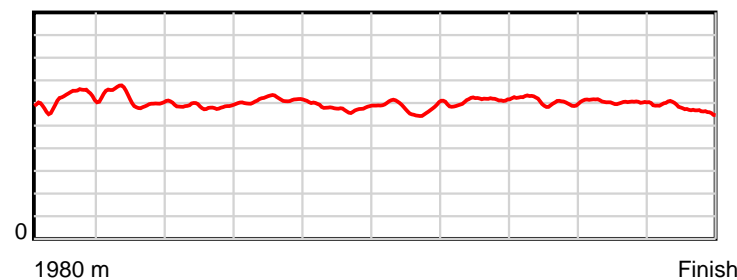
0.6 s Stride duration



20 m/sec Speed



100 % Stride efficiency



Note: Horizontal distance axis grid lines are 200m furlongs.

Disclaimer.

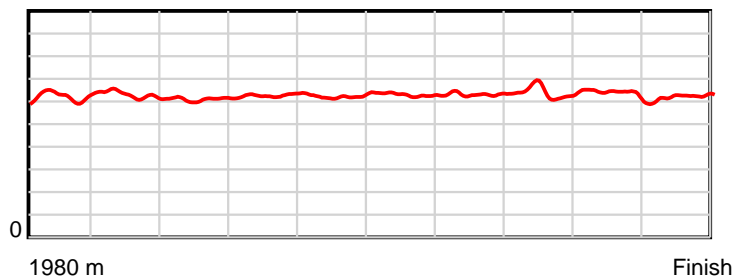
HRNZ and NZMTC and Thoroughbred Ratings Pty Ltd accepts no responsibility for the completeness or accuracy of any of the information contained herein, and makes no representations about its suitability for any particular purpose. Users should make their own judgements about those matters and/or seek independent advice. You assume all risks associated with use of the data provided on this page.

Race Results

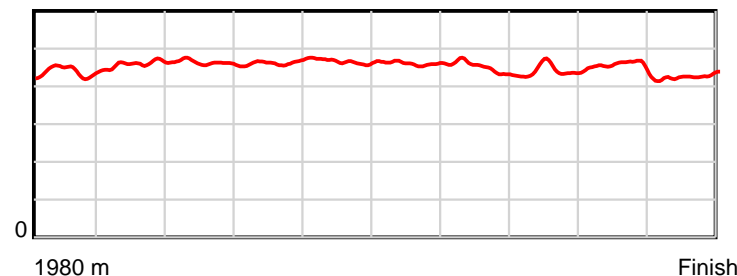
March 03, 2022, Race 5, HYDROFLOW MOBILE PACE, Distance 1980m, Addington - Survey 1980m

Result	TAB no.	Horse (Barrier)	1980 to	1800m to	1600m to	1400m to	1200m to	1000m to	800m to	600m to	400m to	200m to	Total or	Margin
5th	12	He's Tough (12)	1800m	1600m	1400m	1200m	1000m	800m	600m	400m	200m	WP	Average	
		Position in running (margin)	-	11(9.5)	12(11.8)	12(14.3)	12(14.9)	12(15.4)	12(14.7)	12(13.8)	9(12.6)	9(14.9)		8.70
		Sectional time (s)	13.26	14.88	15.37	14.66	15.16	14.91	14.07	13.87	14.22	13.70		
		Cumulative time (s)	144.10	130.84	115.96	100.59	85.93	70.77	55.86	41.79	27.92	13.70	2:24.10	
		Speed (m/s)	13.58	13.44	13.01	13.64	13.19	13.41	14.21	14.42	14.06	14.60	13.74	
		Stride length (m)	6.27	6.17	6.02	6.32	6.14	6.17	6.37	6.38	6.36	6.24	6.24	
		Stride duration (s)	0.440	0.459	0.463	0.463	0.465	0.460	0.448	0.443	0.452	0.428	0.454	
		Stride efficiency (%)	61.37	59.58	56.70	62.42	58.92	59.48	63.49	63.65	63.20	60.93	60.91	
		Stride count	28.72	32.39	33.20	31.65	32.57	32.42	31.38	31.34	31.45	32.03	317.15	

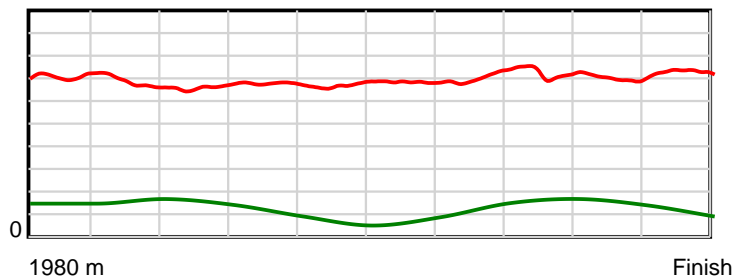
10 m Stride length



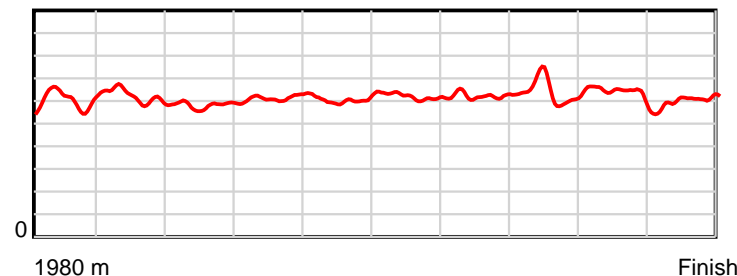
0.6 s Stride duration



20 m/sec Speed



100 % Stride efficiency



Note: Horizontal distance axis grid lines are 200m furlongs.

Disclaimer.

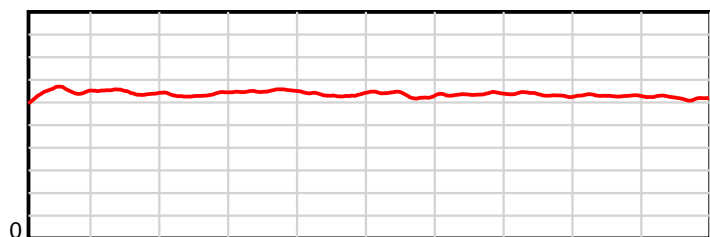
HRNZ and NZMTC and Thoroughbred Ratings Pty Ltd accepts no responsibility for the completeness or accuracy of any of the information contained herein, and makes no representations about its suitability for any particular purpose. Users should make their own judgements about those matters and/or seek independent advice. You assume all risks associated with use of the data provided on this page.

Race Results

March 03, 2022, Race 5, HYDROFLOW MOBILE PACE, Distance 1980m, Addington - Survey 1980m

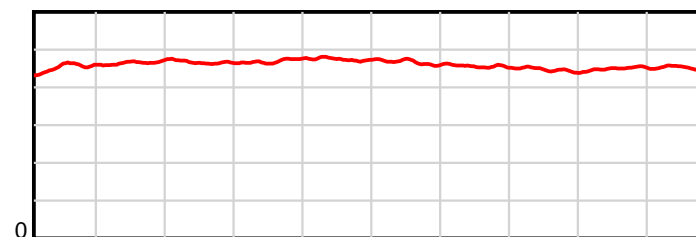
Result	TAB no.	Horse (Barrier)	1980 to	1800m to	1600m to	1400m to	1200m to	1000m to	800m to	600m to	400m to	200m to	Total or	Margin
6th	10	Suntan (10)	1800m	1600m	1400m	1200m	1000m	800m	600m	400m	200m	WP	Average	
		Position in running (margin)	-	12(9.8)	10(10.0)	9(9.0)	8(8.4)	7(8.0)	7(7.0)	7(8.0)	5(8.5)	5(11.6)		10.90
		Sectional time (s)	13.30	14.54	14.77	14.47	15.02	14.84	14.39	14.16	14.35	14.66		
		Cumulative time (s)	144.50	131.20	116.66	101.89	87.42	72.40	57.56	43.17	29.01	14.66	2:24.50	
		Speed (m/s)	13.54	13.76	13.54	13.82	13.32	13.48	13.90	14.12	13.94	13.64	13.70	
		Stride length (m)	6.46	6.40	6.31	6.50	6.31	6.29	6.33	6.30	6.27	6.23	6.34	
		Stride duration (s)	0.455	0.465	0.466	0.470	0.474	0.466	0.456	0.446	0.450	0.457	0.463	
		Stride efficiency (%)	65.20	63.99	62.17	65.95	62.27	61.74	62.69	62.07	61.42	60.72	62.76	
		Stride count	27.87	31.25	31.71	30.79	31.68	31.82	31.58	31.73	31.90	32.09	312.42	

10 m Stride length



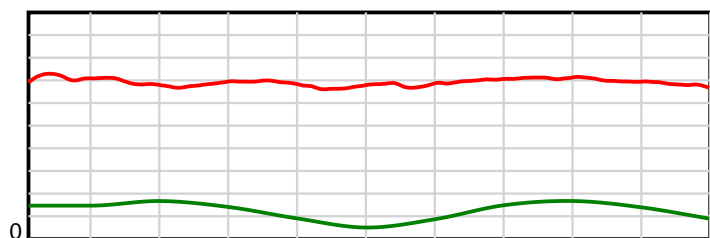
1980 m Finish

0.6 s Stride duration



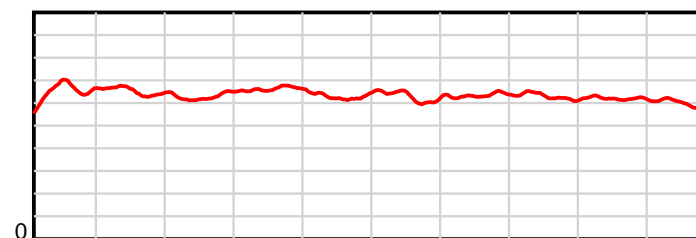
1980 m Finish

20 m/sec Speed



1980 m Finish

100 % Stride efficiency



1980 m Finish

Note: Horizontal distance axis grid lines are 200m furlongs.

Disclaimer.

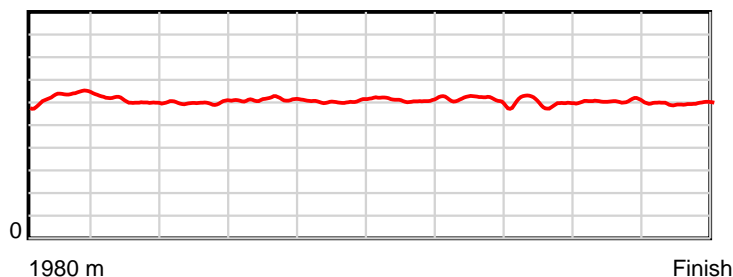
HRNZ and NZMTC and Thoroughbred Ratings Pty Ltd accepts no responsibility for the completeness or accuracy of any of the information contained herein, and makes no representations about its suitability for any particular purpose. Users should make their own judgements about those matters and/or seek independent advice. You assume all risks associated with use of the data provided on this page.

Race Results

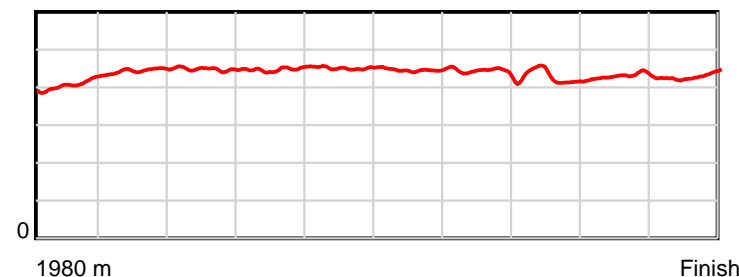
March 03, 2022, Race 5, HYDROFLOW MOBILE PACE, Distance 1980m, Addington - Survey 1980m

Result	TAB no.	Horse (Barrier)	1980 to	1800m to	1600m to	1400m to	1200m to	1000m to	800m to	600m to	400m to	200m to	Total or	Margin
7th	5	Duffy Hollow (5)	1800m	1600m	1400m	1200m	1000m	800m	600m	400m	200m	WP	Average	
		Position in running (margin)	-	3(1.3)	5(4.2)	7(6.6)	7(7.2)	8(8.0)	8(7.3)	8(8.9)	7(10.5)	6(13.4)		11.80
		Sectional time (s)	11.83	14.98	15.34	14.67	15.23	14.89	14.48	14.33	14.32	14.58		
		Cumulative time (s)	144.65	132.82	117.84	102.50	87.83	72.60	57.71	43.23	28.90	14.58	2:24.65	
		Speed (m/s)	15.22	13.35	13.04	13.63	13.13	13.43	13.81	13.96	13.97	13.72	13.69	
		Stride length (m)	6.25	5.93	5.85	6.10	5.93	5.99	6.06	5.98	6.01	5.92	6.00	
		Stride duration (s)	0.408	0.444	0.448	0.448	0.451	0.446	0.439	0.428	0.430	0.431	0.438	
		Stride efficiency (%)	61.12	54.91	53.44	58.23	54.90	56.04	57.43	55.81	56.39	54.73	56.20	
		Stride count	28.78	33.74	34.20	32.76	33.74	33.40	32.99	33.46	33.30	33.79	330.16	

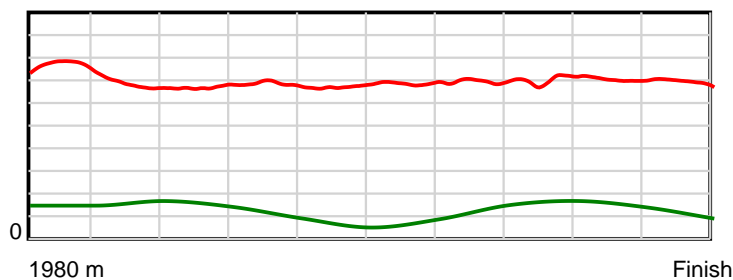
10 m Stride length



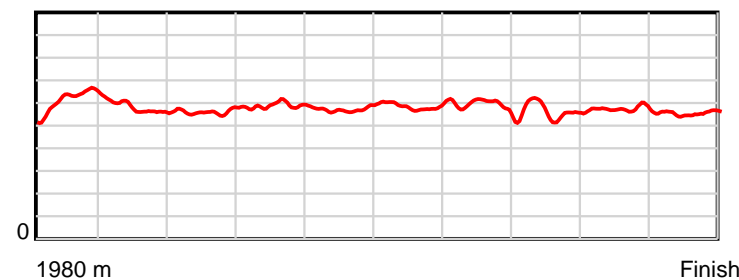
0.6 s Stride duration



20 m/sec Speed



100 % Stride efficiency



Note: Horizontal distance axis grid lines are 200m furlongs.

Disclaimer.

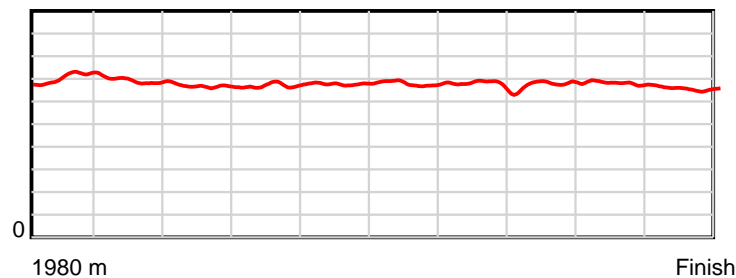
HRNZ and NZMTC and Thoroughbred Ratings Pty Ltd accepts no responsibility for the completeness or accuracy of any of the information contained herein, and makes no representations about its suitability for any particular purpose. Users should make their own judgements about those matters and/or seek independent advice. You assume all risks associated with use of the data provided on this page.

Race Results

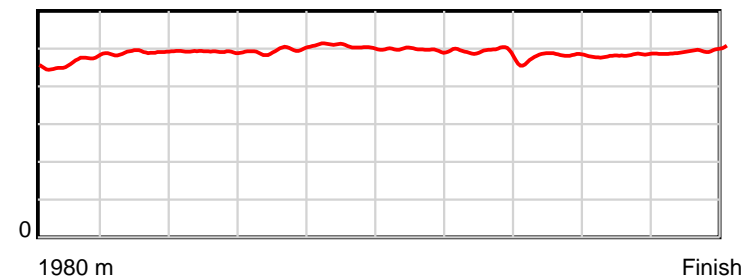
March 03, 2022, Race 5, HYDROFLOW MOBILE PACE, Distance 1980m, Addington - Survey 1980m

Result	TAB no.	Horse (Barrier)	1980 to	1800m to	1600m to	1400m to	1200m to	1000m to	800m to	600m to	400m to	200m to	Total or	Margin
8th	8	Bettor Grunter (8)	1800m	1600m	1400m	1200m	1000m	800m	600m	400m	200m	WP	Average	
		Position in running (margin)	-	4(2.1)	3(3.4)	5(4.9)	5(5.6)	6(6.3)	5(5.9)	6(7.5)	6(9.9)	7(13.7)		14.90
		Sectional time (s)	12.03	14.71	15.20	14.68	15.21	14.95	14.48	14.46	14.47	15.02		
		Cumulative time (s)	145.21	133.18	118.47	103.27	88.59	73.38	58.43	43.95	29.49	15.02	2:25.21	
		Speed (m/s)	14.97	13.60	13.16	13.62	13.15	13.38	13.81	13.83	13.82	13.32	13.64	
		Stride length (m)	7.03	6.66	6.47	6.76	6.65	6.66	6.73	6.67	6.67	6.61	6.69	
		Stride duration (s)	0.464	0.490	0.492	0.496	0.506	0.498	0.487	0.482	0.483	0.497	0.490	
		Stride efficiency (%)	77.29	69.31	65.51	71.32	69.15	69.33	70.73	69.56	69.62	68.37	69.86	
		Stride count	25.59	30.03	30.89	29.61	30.06	30.03	29.73	29.98	29.96	30.24	296.12	

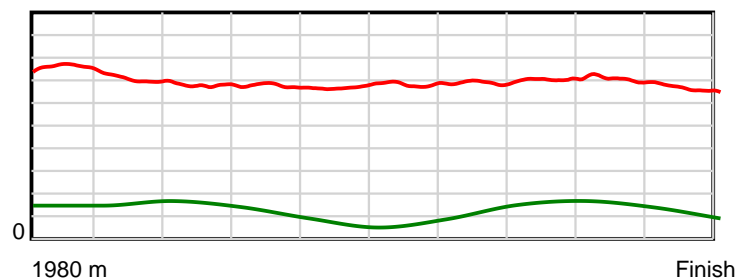
10 m Stride length



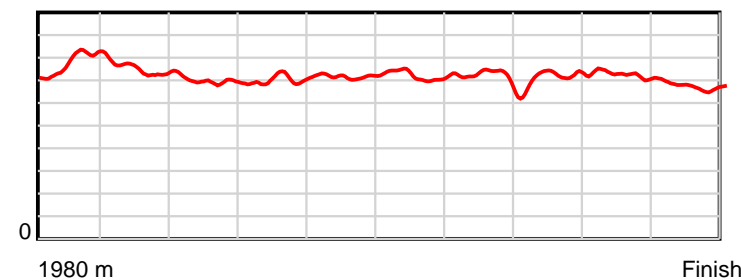
0.6 s Stride duration



20 m/sec Speed



100 % Stride efficiency



Note: Horizontal distance axis grid lines are 200m furlongs.

Disclaimer.

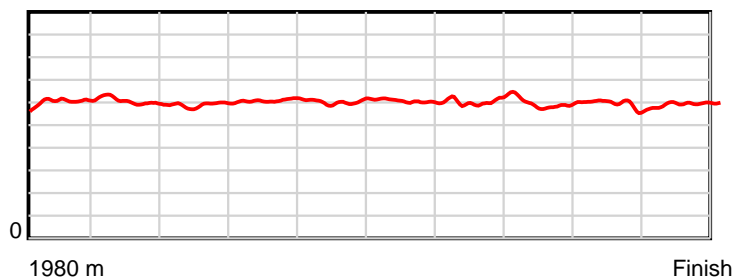
HRNZ and NZMTC and Thoroughbred Ratings Pty Ltd accepts no responsibility for the completeness or accuracy of any of the information contained herein, and makes no representations about its suitability for any particular purpose. Users should make their own judgements about those matters and/or seek independent advice. You assume all risks associated with use of the data provided on this page.

Race Results

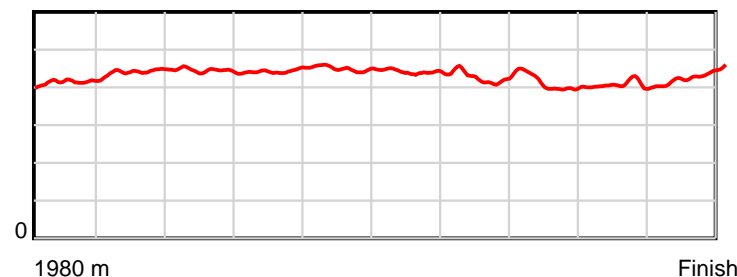
March 03, 2022, Race 5, HYDROFLOW MOBILE PACE, Distance 1980m, Addington - Survey 1980m

Result	TAB no.	Horse (Barrier)	1980 to	1800m to	1600m to	1400m to	1200m to	1000m to	800m to	600m to	400m to	200m to	Total or	Margin
9th	11	Riveered (11)	1800m	1600m	1400m	1200m	1000m	800m	600m	400m	200m	WP	Average	
		Position in running (margin)	-	10(7.2)	11(10.2)	11(12.5)	11(13.0)	11(13.5)	11(12.9)	11(12.2)	11(13.7)	11(17.0)		15.70
		Sectional time (s)	12.82	14.99	15.35	14.65	15.16	14.90	14.10	14.32	14.40	14.66		
		Cumulative time (s)	145.35	132.53	117.54	102.19	87.54	72.38	57.48	43.38	29.06	14.66	2:25.35	
		Speed (m/s)	14.05	13.34	13.03	13.65	13.19	13.42	14.18	13.97	13.89	13.64	13.62	
		Stride length (m)	6.05	5.90	5.80	6.05	5.93	5.90	6.08	5.69	5.65	5.92	5.89	
		Stride duration (s)	0.414	0.442	0.445	0.443	0.450	0.440	0.429	0.408	0.407	0.434	0.433	
		Stride efficiency (%)	57.15	54.45	52.50	57.21	54.96	54.48	57.85	50.65	49.85	54.71	54.27	
		Stride count	29.76	33.88	34.50	33.05	33.72	33.87	32.87	35.13	35.41	33.80	335.99	

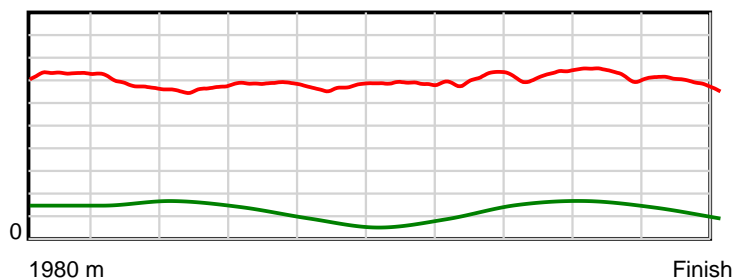
10 m Stride length



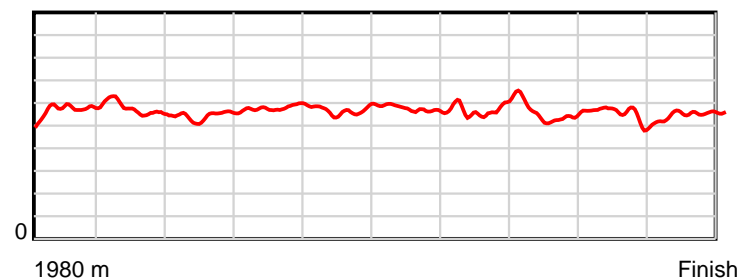
0.6 s Stride duration



20 m/sec Speed



100 % Stride efficiency



Note: Horizontal distance axis grid lines are 200m furlongs.

Disclaimer.

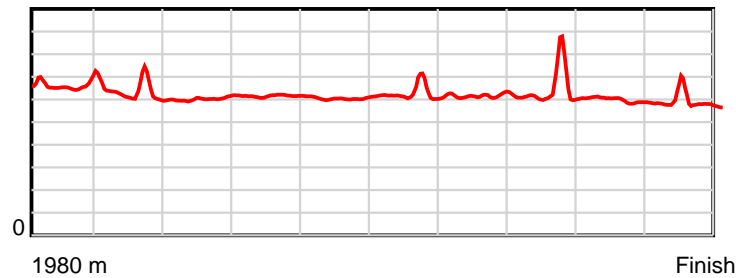
HRNZ and NZMTC and Thoroughbred Ratings Pty Ltd accepts no responsibility for the completeness or accuracy of any of the information contained herein, and makes no representations about its suitability for any particular purpose. Users should make their own judgements about those matters and/or seek independent advice. You assume all risks associated with use of the data provided on this page.

Race Results

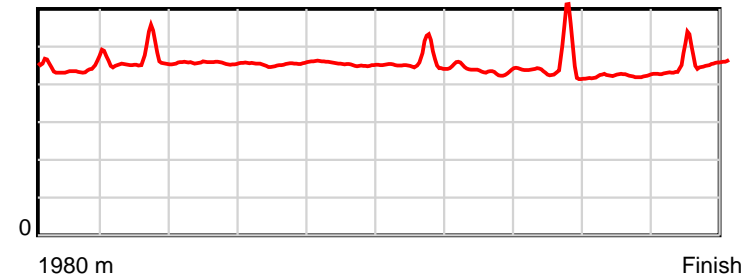
March 03, 2022, Race 5, HYDROFLOW MOBILE PACE, Distance 1980m, Addington - Survey 1980m

Result	TAB no.	Horse (Barrier)	1980 to	1800m to	1600m to	1400m to	1200m to	1000m to	800m to	600m to	400m to	200m to	Total or	Margin
10th	7	Off The Edge (7)	1800m	1600m	1400m	1200m	1000m	800m	600m	400m	200m	WP	Average	
		Position in running (margin)	-	5(2.7)	6(6.0)	8(8.1)	9(9.1)	9(9.5)	9(9.4)	9(9.3)	8(10.9)	8(14.9)		18.80
		Sectional time (s)	11.99	15.04	15.30	14.74	15.14	15.00	14.19	14.35	14.49	15.68		
		Cumulative time (s)	145.92	133.93	118.89	103.59	88.85	73.71	58.71	44.52	30.17	15.68	2:25.92	
		Speed (m/s)	15.02	13.30	13.07	13.57	13.21	13.33	14.09	13.94	13.80	12.76	13.57	
		Stride length (m)	6.62	6.16	5.98	6.15	5.99	6.09	6.17	6.18	5.85	5.77	6.08	
		Stride duration (s)	0.445	0.463	0.457	0.454	0.454	0.457	0.438	0.443	0.424	0.453	0.448	
		Stride efficiency (%)	68.58	59.26	55.88	59.20	56.14	57.97	59.52	59.61	53.44	52.08	57.85	
		Stride count	27.17	32.48	33.45	32.49	33.37	32.84	32.41	32.38	34.20	34.64	325.43	

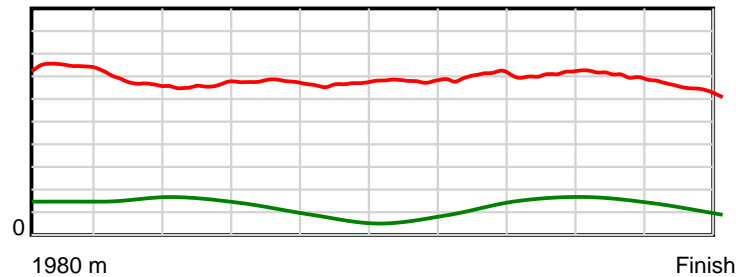
10 m Stride length



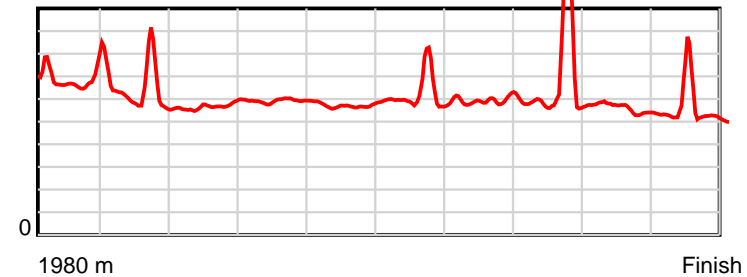
0.6 s Stride duration



20 m/sec Speed



100 % Stride efficiency



Note: Horizontal distance axis grid lines are 200m furlongs.

Disclaimer.

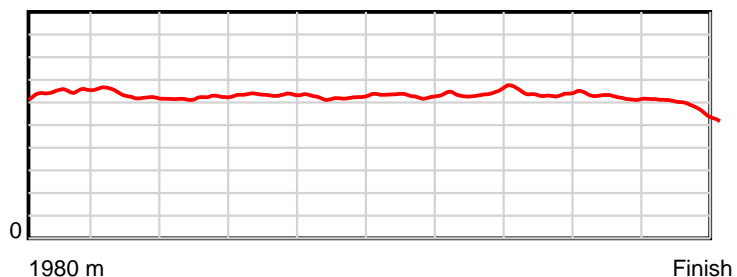
HRNZ and NZMTC and Thoroughbred Ratings Pty Ltd accepts no responsibility for the completeness or accuracy of any of the information contained herein, and makes no representations about its suitability for any particular purpose. Users should make their own judgements about those matters and/or seek independent advice. You assume all risks associated with use of the data provided on this page.

Race Results

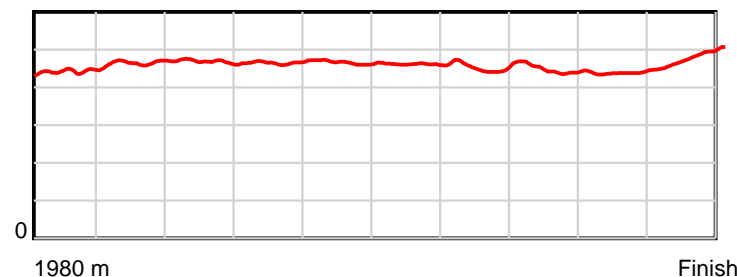
March 03, 2022, Race 5, HYDROFLOW MOBILE PACE, Distance 1980m, Addington - Survey 1980m

Result	TAB no.	Horse (Barrier)	1980 to	1800m to	1600m to	1400m to	1200m to	1000m to	800m to	600m to	400m to	200m to	Total or	Margin
11th	3	Peraki Reactor (3)	1800m	1600m	1400m	1200m	1000m	800m	600m	400m	200m	WP	Average	
		Position in running (margin)	-	8(5.4)	9(8.6)	10(10.5)	10(11.0)	10(11.6)	10(11.3)	10(10.6)	10(12.7)	10(16.6)		28.60
		Sectional time (s)	12.52	15.02	15.27	14.65	15.17	14.97	14.10	14.43	14.48	17.07		
		Cumulative time (s)	147.68	135.16	120.14	104.87	90.22	75.05	60.08	45.98	31.55	17.07	2:27.68	
		Speed (m/s)	14.38	13.32	13.10	13.65	13.18	13.36	14.18	13.86	13.81	11.72	13.41	
		Stride length (m)	6.48	6.20	6.13	6.35	6.15	6.16	6.44	6.19	6.07	5.66	6.17	
		Stride duration (s)	0.443	0.465	0.468	0.465	0.466	0.461	0.454	0.447	0.439	0.483	0.460	
		Stride efficiency (%)	65.52	60.00	58.80	62.99	59.03	59.25	64.76	59.90	57.49	50.10	59.51	
		Stride count	27.80	32.28	32.60	31.50	32.54	32.48	31.07	32.30	32.97	35.32	320.86	

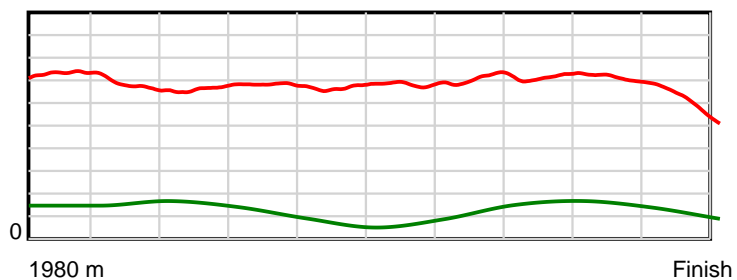
10 m Stride length



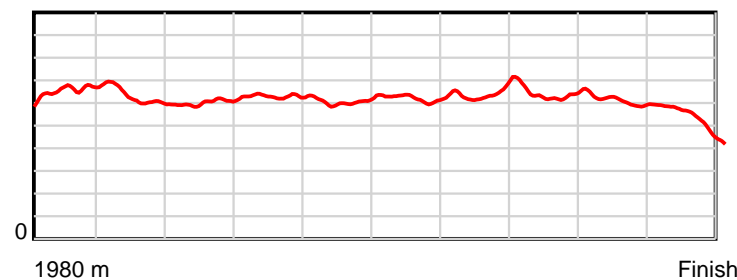
0.6 s Stride duration



20 m/sec Speed



100 % Stride efficiency



Note: Horizontal distance axis grid lines are 200m furlongs.

Disclaimer.

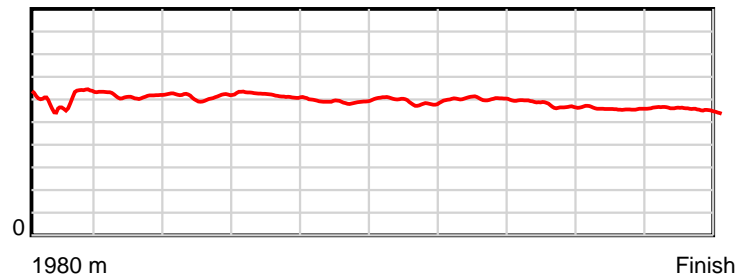
HRNZ and NZMTC and Thoroughbred Ratings Pty Ltd accepts no responsibility for the completeness or accuracy of any of the information contained herein, and makes no representations about its suitability for any particular purpose. Users should make their own judgements about those matters and/or seek independent advice. You assume all risks associated with use of the data provided on this page.

Race Results

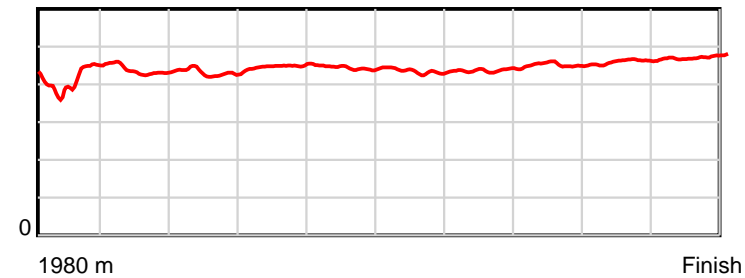
March 03, 2022, Race 5, HYDROFLOW MOBILE PACE, Distance 1980m, Addington - Survey 1980m

Result	TAB no.	Horse (Barrier)	1980 to	1800m to	1600m to	1400m to	1200m to	1000m to	800m to	600m to	400m to	200m to	Total or	Margin
12th	9	Acento (9)	1800m	1600m	1400m	1200m	1000m	800m	600m	400m	200m	WP	Average	
		Position in running (margin)	-	7(4.8)	7(6.2)	3(3.3)	3(3.4)	3(4.2)	4(3.8)	4(6.0)	12(17.3)	12(33.5)		44.80
		Sectional time (s)	12.47	14.72	14.47	14.58	15.21	14.96	14.58	15.96	16.53	17.12		
		Cumulative time (s)	150.60	138.13	123.41	108.94	94.36	79.15	64.19	49.61	33.65	17.12	2:30.60	
		Speed (m/s)	14.44	13.59	13.82	13.72	13.15	13.37	13.72	12.53	12.10	11.68	13.15	
		Stride length (m)	5.97	5.94	5.97	6.14	5.83	5.81	6.00	5.66	5.58	5.52	5.83	
		Stride duration (s)	0.411	0.437	0.432	0.448	0.443	0.434	0.437	0.452	0.461	0.472	0.444	
		Stride efficiency (%)	55.69	55.10	55.67	58.99	53.12	52.68	56.23	50.04	48.61	47.56	53.18	
		Stride count	30.15	33.68	33.51	32.55	34.30	34.44	33.34	35.34	35.86	36.25	339.42	

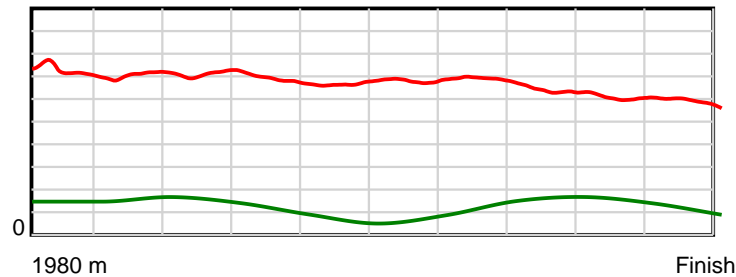
10 m Stride length



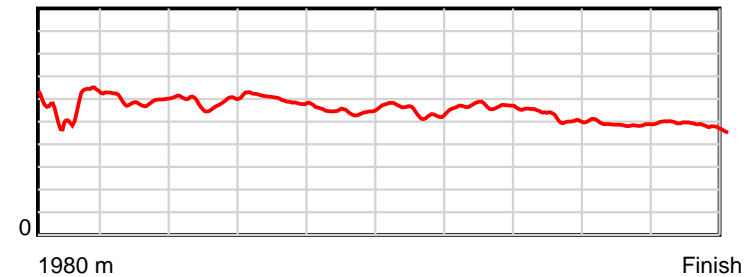
0.6 s Stride duration



20 m/sec Speed



100 % Stride efficiency



Note: Horizontal distance axis grid lines are 200m furlongs.

Disclaimer.

HRNZ and NZMTC and Thoroughbred Ratings Pty Ltd accepts no responsibility for the completeness or accuracy of any of the information contained herein, and makes no representations about its suitability for any particular purpose. Users should make their own judgements about those matters and/or seek independent advice. You assume all risks associated with use of the data provided on this page.



Race Results



March 03, 2022, Race 6, HOTEL MONTREAL HANDICAP TROT, Distance 2600m, Addington - Survey 3200m

Result	TAB no.	Horse (Barrier)	2600 to	2400m to
1st	4	Cochy Malc (9)	2400m	2200m
		Position in running (margin)	-	4(2.8)
		Sectional time (s)	17.07	14.76
		Cumulative time (s)	196.45	179.38
		Speed (m/s)	11.72	13.55
		Stride length (m)	5.71	6.42
		Stride duration (s)	0.479	0.474
		Stride efficiency (%)	50.96	64.44
		Stride count	35.02	31.14

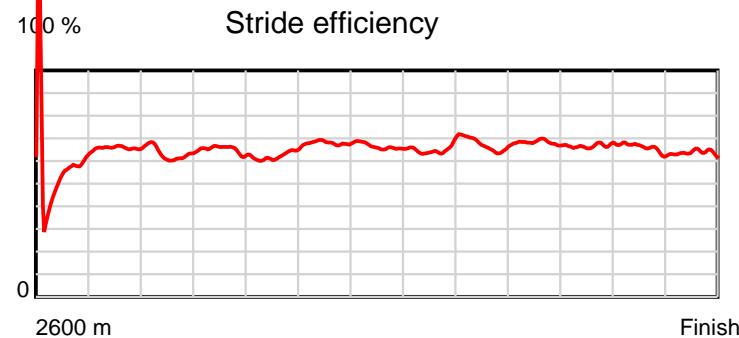
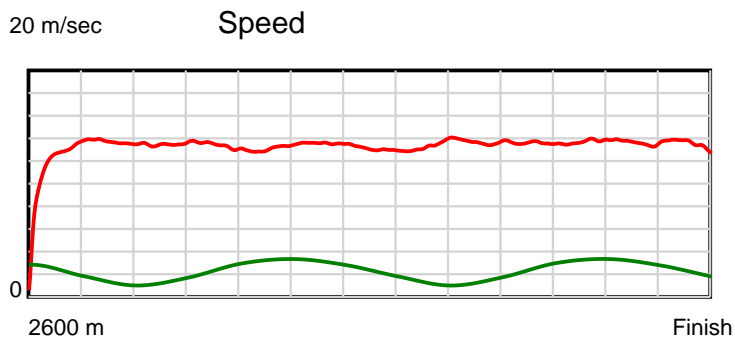
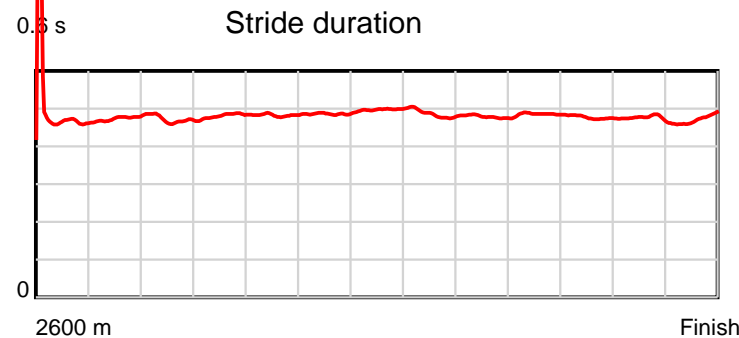
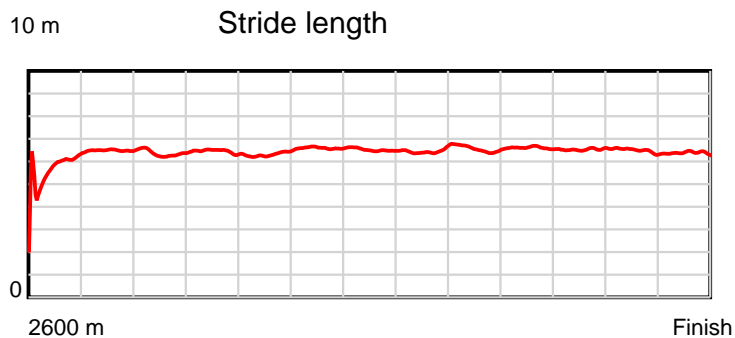
Disclaimer.

HRNZ and NZMTC and Thoroughbred Ratings Pty Ltd accepts no responsibility for the completeness or accuracy of any of the information contained herein, and makes no representations about its suitability for any particular purpose. Users should make their own judgements about those matters and/or seek independent advice. You assume all risks associated with use of the data provided on this page.

Race Results

March 03, 2022, Race 6, HOTEL MONTREAL HANDICAP TROT, Distance 2600m, Addington - Survey 3200m

Result	TAB no.	Horse (Barrier)	2200m to	2000m to	1800m to	1600m to	1400m to	1200m to	1000m to	800m to	600m to	400m to	200m to	Total or	Margin
1st	4	Cochy Malc (9)	2000m	1800m	1600m	1400m	1200m	1000m	800m	600m	400m	200m	WP	Average	
		Position in running (margin)	4(5.0)	3(2.9)	1(0.0)	2(2.6)	2(1.7)	2(1.6)	2(2.0)	2(2.0)	2(2.5)	2(1.7)	2(1.3)		0.00
		Sectional time (s)	15.14	14.97	15.35	14.70	15.28	15.07	14.77	14.88	14.68	14.61	15.17		
		Cumulative time (s)	164.62	149.48	134.51	119.16	104.46	89.18	74.11	59.34	44.46	29.78	15.17	3:16.45	
		Speed (m/s)	13.21	13.36	13.03	13.61	13.09	13.27	13.54	13.44	13.62	13.69	13.18	13.24	
		Stride length (m)	6.23	6.43	6.29	6.61	6.52	6.44	6.48	6.53	6.49	6.51	6.24	6.37	
		Stride duration (s)	0.471	0.481	0.483	0.486	0.498	0.485	0.478	0.486	0.476	0.476	0.473	0.481	
		Stride efficiency (%)	60.60	64.62	61.83	68.37	66.33	64.88	65.55	66.64	65.81	66.20	60.84	63.38	
		Stride count	32.12	31.10	31.79	30.24	30.70	31.04	30.88	30.63	30.82	30.73	32.05	408.26	



Note: Horizontal distance axis grid lines are 200m furlongs.

Disclaimer.

HRNZ and NZMTC and Thoroughbred Ratings Pty Ltd accepts no responsibility for the completeness or accuracy of any of the information contained herein, and makes no representations about its suitability for any particular purpose. Users should make their own judgements about those matters and/or seek independent advice. You assume all risks associated with use of the data provided on this page.



Race Results



March 03, 2022, Race 6, HOTEL MONTREAL HANDICAP TROT, Distance 2600m, Addington - Survey 3200m

Result	TAB no.	Horse (Barrier)	2600 to	2400m to
2nd	5	Repeat Pat (10)	2400m	2200m
		Position in running (margin)	-	6(5.9)
		Sectional time (s)	17.64	14.70
		Cumulative time (s)	196.74	179.10
		Speed (m/s)	11.34	13.61
		Stride length (m)	5.96	6.51
		Stride duration (s)	0.509	0.478
		Stride efficiency (%)	55.42	66.12
		Stride count	33.58	30.75

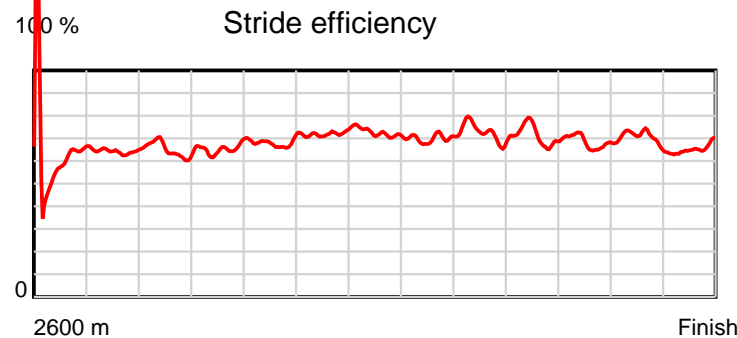
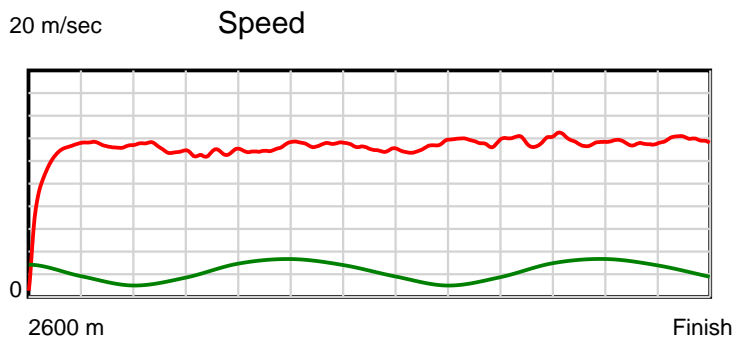
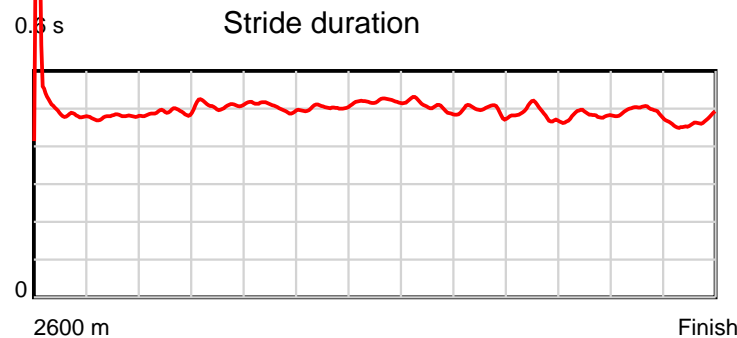
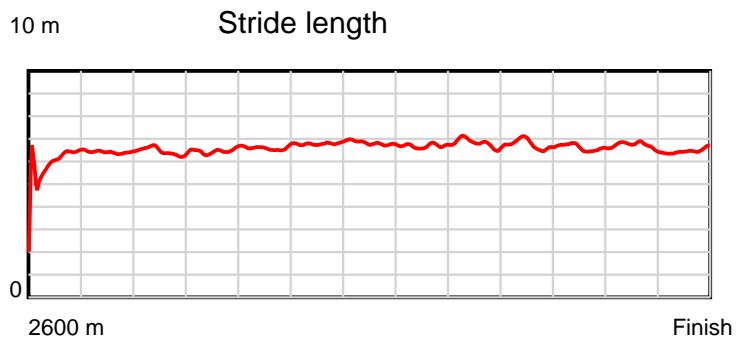
Disclaimer.

HRNZ and NZMTC and Thoroughbred Ratings Pty Ltd accepts no responsibility for the completeness or accuracy of any of the information contained herein, and makes no representations about its suitability for any particular purpose. Users should make their own judgements about those matters and/or seek independent advice. You assume all risks associated with use of the data provided on this page.

Race Results

March 03, 2022, Race 6, HOTEL MONTREAL HANDICAP TROT, Distance 2600m, Addington - Survey 3200m

Result	TAB no.	Horse (Barrier)	2200m to	2000m to	1800m to	1600m to	1400m to	1200m to	1000m to	800m to	600m to	400m to	200m to	Total or	Margin
2nd	5	Repeat Pat (10)	2000m	1800m	1600m	1400m	1200m	1000m	800m	600m	400m	200m	WP	Average	
		Position in running (margin)	6(7.8)	6(6.4)	8(8.0)	9(11.9)	10(11.0)	10(10.1)	10(11.4)	10(11.4)	9(9.2)	5(6.6)	5(6.8)		1.60
		Sectional time (s)	15.25	15.73	15.57	14.70	15.13	15.24	14.77	14.43	14.37	14.72	14.49		
		Cumulative time (s)	164.40	149.15	133.42	117.85	103.15	88.02	72.78	58.01	43.58	29.21	14.49	3:16.74	
		Speed (m/s)	13.11	12.71	12.85	13.61	13.22	13.12	13.54	13.86	13.92	13.59	13.80	13.22	
		Stride length (m)	6.43	6.48	6.48	6.84	6.87	6.64	6.72	6.74	6.71	6.70	6.42	6.57	
		Stride duration (s)	0.490	0.510	0.505	0.503	0.520	0.506	0.496	0.486	0.482	0.493	0.465	0.497	
		Stride efficiency (%)	64.55	65.64	65.72	73.10	73.77	68.88	70.61	71.04	70.30	70.18	64.38	67.41	
		Stride count	31.12	30.86	30.84	29.24	29.11	30.12	29.75	29.66	29.82	29.84	31.16	395.85	



Note: Horizontal distance axis grid lines are 200m furlongs.

Disclaimer.

HRNZ and NZMTC and Thoroughbred Ratings Pty Ltd accepts no responsibility for the completeness or accuracy of any of the information contained herein, and makes no representations about its suitability for any particular purpose. Users should make their own judgements about those matters and/or seek independent advice. You assume all risks associated with use of the data provided on this page.



Race Results



March 03, 2022, Race 6, HOTEL MONTREAL HANDICAP TROT, Distance 2600m, Addington - Survey 3200m

Result	TAB no.	Horse (Barrier)	2600 to	2400m to
3rd	7	Missalyssa (2)	2400m	2200m
		Position in running (margin)	-	5(4.8)
		Sectional time (s)	17.53	14.87
		Cumulative time (s)	196.98	179.45
		Speed (m/s)	11.41	13.45
		Stride length (m)	5.32	5.88
		Stride duration (s)	0.463	0.437
		Stride efficiency (%)	44.15	53.98
		Stride count	37.63	34.03

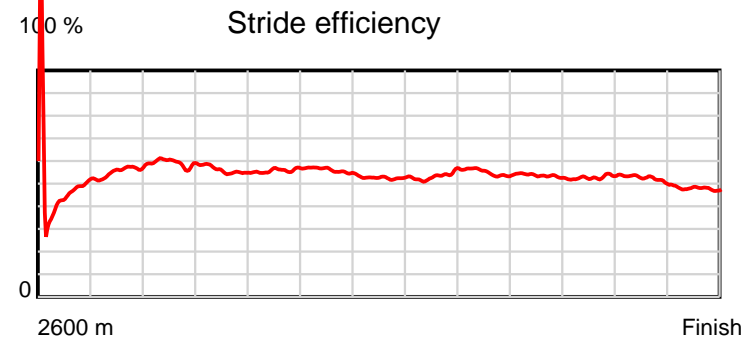
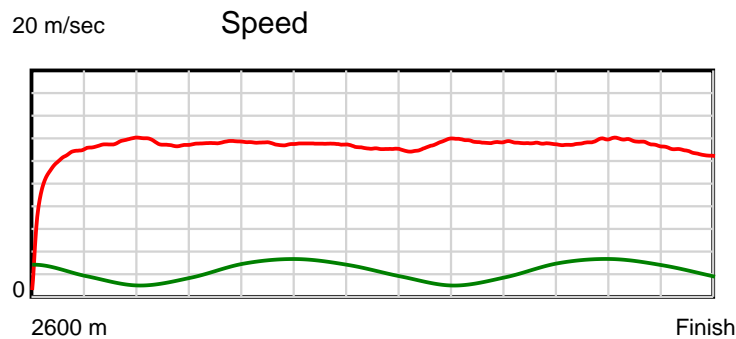
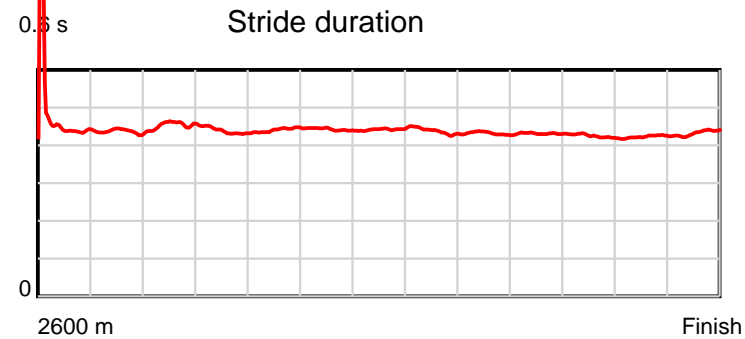
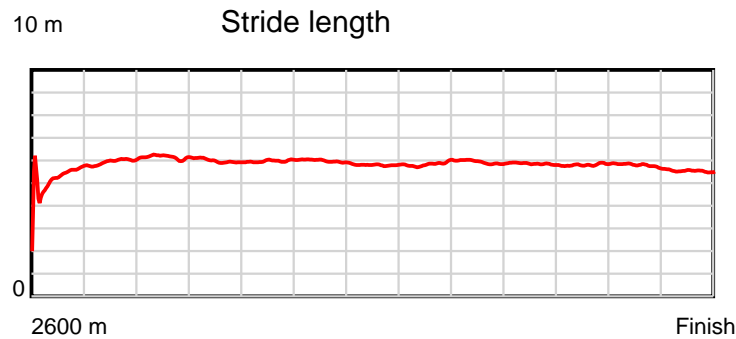
Disclaimer.

HRNZ and NZMTC and Thoroughbred Ratings Pty Ltd accepts no responsibility for the completeness or accuracy of any of the information contained herein, and makes no representations about its suitability for any particular purpose. Users should make their own judgements about those matters and/or seek independent advice. You assume all risks associated with use of the data provided on this page.

Race Results

March 03, 2022, Race 6, HOTEL MONTREAL HANDICAP TROT, Distance 2600m, Addington - Survey 3200m

Result	TAB no.	Horse (Barrier)	2200m to	2000m to	1800m to	1600m to	1400m to	1200m to	1000m to	800m to	600m to	400m to	200m to	Total or	Margin
3rd	7	Missalyssa (2)	2000m	1800m	1600m	1400m	1200m	1000m	800m	600m	400m	200m	WP	Average	
		Position in running (margin)	5(7.7)	5(4.9)	2(0.0)	1(0.0)	1(0.0)	1(0.0)	1(0.0)	1(0.0)	1(0.0)	1(0.0)	1(0.0)		2.90
		Sectional time (s)	15.03	14.64	14.91	14.85	15.29	15.01	14.77	14.79	14.81	14.68	15.80		
		Cumulative time (s)	164.58	149.55	134.91	120.00	105.15	89.86	74.85	60.08	45.29	30.48	15.80	3:16.98	
		Speed (m/s)	13.31	13.66	13.41	13.47	13.08	13.32	13.54	13.52	13.50	13.62	12.66	13.20	
		Stride length (m)	6.04	5.99	5.92	5.96	5.79	5.83	5.85	5.83	5.73	5.76	5.50	5.79	
		Stride duration (s)	0.454	0.438	0.441	0.442	0.443	0.437	0.432	0.432	0.425	0.423	0.434	0.439	
		Stride efficiency (%)	57.00	55.98	54.74	55.51	52.38	53.10	53.44	53.20	51.38	51.88	47.23	52.44	
		Stride count	33.11	33.41	33.79	33.56	34.54	34.31	34.20	34.28	34.88	34.71	36.38	448.83	



Note: Horizontal distance axis grid lines are 200m furlongs.

Disclaimer.

HRNZ and NZMTC and Thoroughbred Ratings Pty Ltd accepts no responsibility for the completeness or accuracy of any of the information contained herein, and makes no representations about its suitability for any particular purpose. Users should make their own judgements about those matters and/or seek independent advice. You assume all risks associated with use of the data provided on this page.



Race Results



March 03, 2022, Race 6, HOTEL MONTREAL HANDICAP TROT, Distance 2600m, Addington - Survey 3200m

Result	TAB no.	Horse (Barrier)	2600 to	2400m to
4th	1	Time Up The Hi... (4)	2400m	2200m
		Position in running (margin)	-	3(2.1)
		Sectional time (s)	17.07	14.50
		Cumulative time (s)	197.04	179.97
		Speed (m/s)	11.72	13.79
		Stride length (m)	5.72	6.38
		Stride duration (s)	0.467	0.463
		Stride efficiency (%)	51.09	63.60
		Stride count	34.98	31.35

Disclaimer.

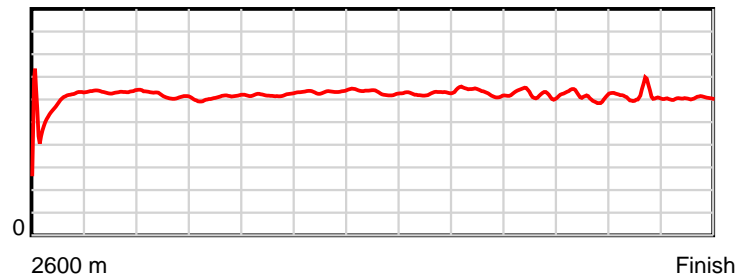
HRNZ and NZMTC and Thoroughbred Ratings Pty Ltd accepts no responsibility for the completeness or accuracy of any of the information contained herein, and makes no representations about its suitability for any particular purpose. Users should make their own judgements about those matters and/or seek independent advice. You assume all risks associated with use of the data provided on this page.

Race Results

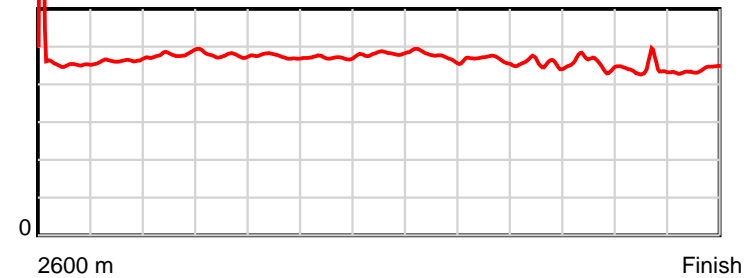
March 03, 2022, Race 6, HOTEL MONTREAL HANDICAP TROT, Distance 2600m, Addington - Survey 3200m

Result	TAB no.	Horse (Barrier)	2200m to	2000m to	1800m to	1600m to	1400m to	1200m to	1000m to	800m to	600m to	400m to	200m to	Total or	Margin
4th	1	Time Up The Hi... (4)	2000m	1800m	1600m	1400m	1200m	1000m	800m	600m	400m	200m	WP	Average	
		Position in running (margin)	3(2.8)	4(3.9)	6(5.5)	7(9.0)	7(8.3)	8(7.7)	8(8.1)	7(8.3)	6(7.1)	6(8.1)	6(7.4)		3.30
		Sectional time (s)	15.67	15.72	15.51	14.72	15.19	15.08	14.81	14.59	14.98	14.56	14.64		
		Cumulative time (s)	165.47	149.80	134.08	118.57	103.85	88.66	73.58	58.77	44.18	29.20	14.64	3:17.04	
		Speed (m/s)	12.76	12.72	12.89	13.59	13.17	13.26	13.50	13.71	13.35	13.74	13.66	13.20	
		Stride length (m)	6.12	6.07	6.12	6.39	6.34	6.31	6.30	6.25	6.09	6.03	5.99	6.16	
		Stride duration (s)	0.480	0.477	0.474	0.470	0.481	0.476	0.466	0.456	0.456	0.439	0.439	0.467	
		Stride efficiency (%)	58.59	57.66	58.52	63.80	62.78	62.31	62.00	60.99	57.94	56.90	56.15	59.26	
		Stride count	32.66	32.92	32.68	31.30	31.55	31.67	31.75	32.01	32.84	33.15	33.36	422.22	

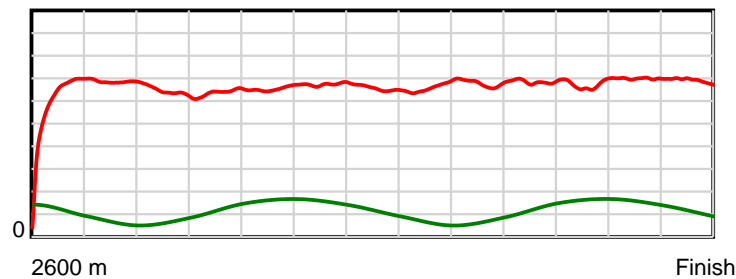
10 m Stride length



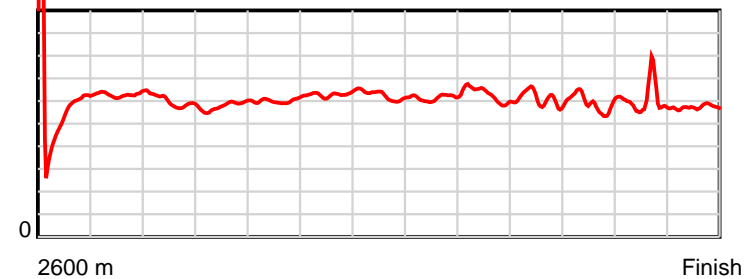
0.5 s Stride duration



20 m/sec Speed



100 % Stride efficiency



Note: Horizontal distance axis grid lines are 200m furlongs.

Disclaimer.

HRNZ and NZMTC and Thoroughbred Ratings Pty Ltd accepts no responsibility for the completeness or accuracy of any of the information contained herein, and makes no representations about its suitability for any particular purpose. Users should make their own judgements about those matters and/or seek independent advice. You assume all risks associated with use of the data provided on this page.



Race Results



March 03, 2022, Race 6, HOTEL MONTREAL HANDICAP TROT, Distance 2600m, Addington - Survey 3200m

Result	TAB no.	Horse (Barrier)	2600 to	2400m to
5th	2	The Bloss (7)	2400m	2200m
		Position in running (margin)	-	1(0.0)
		Sectional time (s)	16.67	14.48
		Cumulative time (s)	197.76	181.09
		Speed (m/s)	12.00	13.81
		Stride length (m)	5.48	5.98
		Stride duration (s)	0.450	0.433
		Stride efficiency (%)	46.96	55.96
		Stride count	36.48	33.42

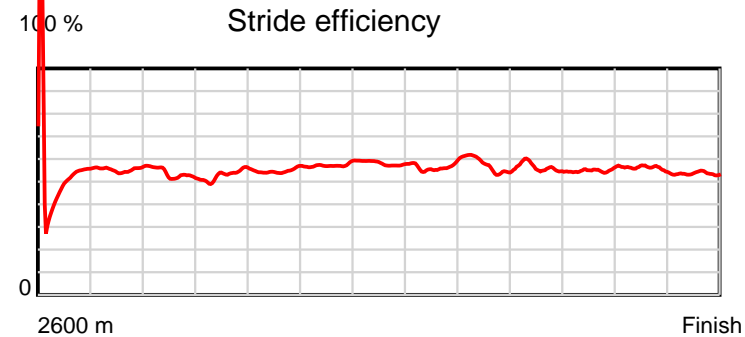
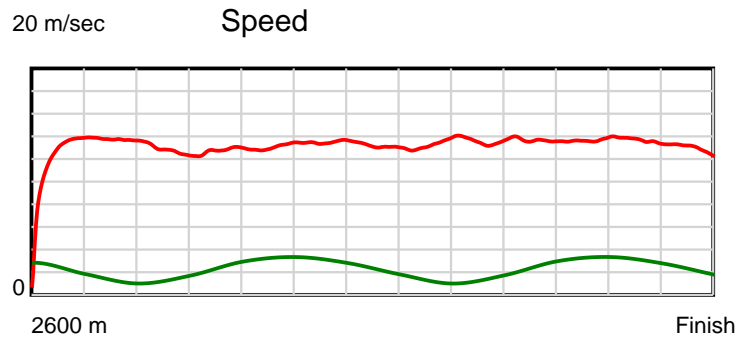
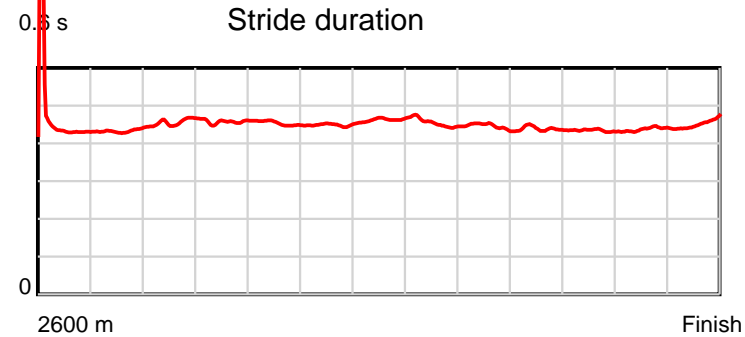
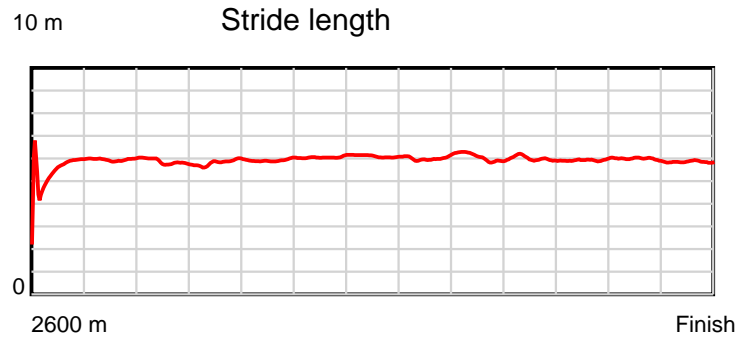
Disclaimer.

HRNZ and NZMTC and Thoroughbred Ratings Pty Ltd accepts no responsibility for the completeness or accuracy of any of the information contained herein, and makes no representations about its suitability for any particular purpose. Users should make their own judgements about those matters and/or seek independent advice. You assume all risks associated with use of the data provided on this page.

Race Results

March 03, 2022, Race 6, HOTEL MONTREAL HANDICAP TROT, Distance 2600m, Addington - Survey 3200m

Result	TAB no.	Horse (Barrier)	2200m to	2000m to	1800m to	1600m to	1400m to	1200m to	1000m to	800m to	600m to	400m to	200m to	Total or	Margin
5th	2	The Bloss (7)	2000m	1800m	1600m	1400m	1200m	1000m	800m	600m	400m	200m	WP	Average	
		Position in running (margin)	2(0.5)	2(1.6)	4(3.6)	5(6.7)	5(6.5)	6(5.9)	6(6.1)	4(6.2)	5(5.2)	4(5.9)	4(6.4)		7.30
		Sectional time (s)	15.65	15.79	15.43	14.81	15.20	15.04	14.80	14.63	14.92	14.76	15.58		
		Cumulative time (s)	166.61	150.96	135.17	119.74	104.93	89.73	74.69	59.89	45.26	30.34	15.58	3:17.76	
		Speed (m/s)	12.78	12.67	12.96	13.50	13.16	13.30	13.51	13.67	13.40	13.55	12.84	13.15	
		Stride length (m)	5.82	5.79	5.88	6.06	6.09	6.05	6.02	5.99	5.82	5.92	5.82	5.90	
		Stride duration (s)	0.456	0.458	0.454	0.449	0.463	0.454	0.446	0.438	0.434	0.437	0.454	0.449	
		Stride efficiency (%)	53.02	52.46	54.01	57.44	57.86	57.11	56.70	56.15	52.90	54.76	52.98	54.37	
		Stride count	34.34	34.52	34.02	32.99	32.87	33.08	33.20	33.36	34.37	33.79	34.35	440.79	



Note: Horizontal distance axis grid lines are 200m furlongs.

Disclaimer.

HRNZ and NZMTC and Thoroughbred Ratings Pty Ltd accepts no responsibility for the completeness or accuracy of any of the information contained herein, and makes no representations about its suitability for any particular purpose. Users should make their own judgements about those matters and/or seek independent advice. You assume all risks associated with use of the data provided on this page.



Race Results



March 03, 2022, Race 6, HOTEL MONTREAL HANDICAP TROT, Distance 2600m, Addington - Survey 3200m

Result	TAB no.	Horse (Barrier)	2600 to	2400m to
6th	3	Show Me The Gr... (8)	2400m	2200m
		Position in running (margin)	-	2(0.4)
		Sectional time (s)	16.79	14.33
		Cumulative time (s)	197.78	180.99
		Speed (m/s)	11.91	13.96
		Stride length (m)	5.23	5.94
		Stride duration (s)	0.428	0.425
		Stride efficiency (%)	42.81	55.09
		Stride count	38.21	33.69

Disclaimer.

HRNZ and NZMTC and Thoroughbred Ratings Pty Ltd accepts no responsibility for the completeness or accuracy of any of the information contained herein, and makes no representations about its suitability for any particular purpose. Users should make their own judgements about those matters and/or seek independent advice. You assume all risks associated with use of the data provided on this page.

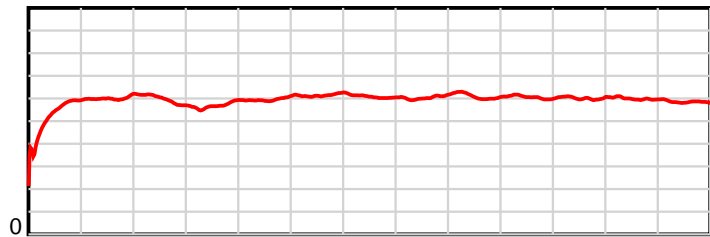
Race Results

March 03, 2022, Race 6, HOTEL MONTREAL HANDICAP TROT, Distance 2600m, Addington - Survey 3200m

Result	TAB no.	Horse (Barrier)	2200m to	2000m to	1800m to	1600m to	1400m to	1200m to	1000m to	800m to	600m to	400m to	200m to	Total or	Margin
6th	3	Show Me The Gr... (8)	2000m	1800m	1600m	1400m	1200m	1000m	800m	600m	400m	200m	WP	Average	
		Position in running (margin)	1(0.0)	1(0.0)	3(1.7)	3(4.5)	3(4.2)	4(3.7)	4(4.2)	3(4.1)	3(4.0)	3(4.2)	3(5.3)		7.30
		Sectional time (s)	15.48	15.74	15.38	14.81	15.20	15.09	14.76	14.77	14.85	14.87	15.71		
		Cumulative time (s)	166.66	151.18	135.44	120.06	105.25	90.05	74.96	60.20	45.43	30.58	15.71	3:17.78	
		Speed (m/s)	12.92	12.71	13.00	13.50	13.16	13.25	13.55	13.54	13.47	13.45	12.73	13.15	
		Stride length (m)	5.92	5.73	5.93	6.13	6.09	6.03	6.06	6.07	5.99	5.98	5.82	5.91	
		Stride duration (s)	0.458	0.451	0.456	0.454	0.463	0.455	0.447	0.449	0.445	0.445	0.457	0.449	
		Stride efficiency (%)	54.69	51.30	54.92	58.69	57.96	56.76	57.44	57.64	56.05	55.85	52.90	54.53	
		Stride count	33.81	34.91	33.74	32.63	32.84	33.18	32.99	32.93	33.39	33.45	34.38	440.15	

10 m

Stride length

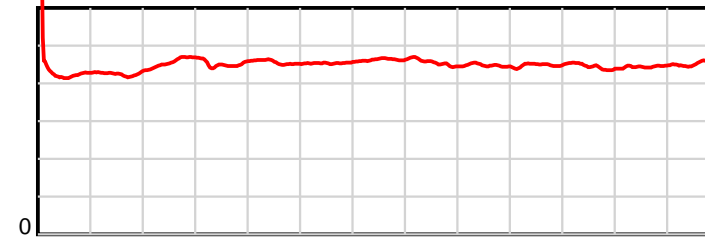


2600 m

Finish

0.5 s

Stride duration

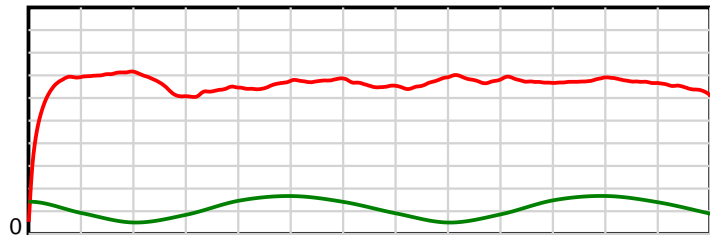


2600 m

Finish

20 m/sec

Speed

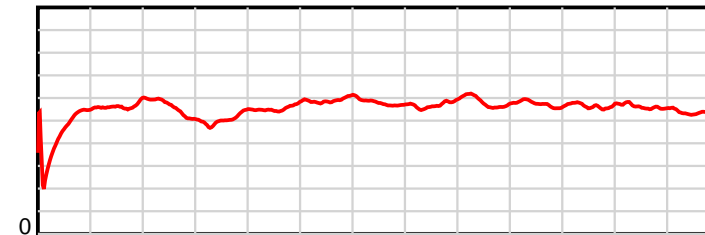


2600 m

Finish

100 %

Stride efficiency



2600 m

Finish

Note: Horizontal distance axis grid lines are 200m furlongs.

Disclaimer.

HRNZ and NZMTC and Thoroughbred Ratings Pty Ltd accepts no responsibility for the completeness or accuracy of any of the information contained herein, and makes no representations about its suitability for any particular purpose. Users should make their own judgements about those matters and/or seek independent advice. You assume all risks associated with use of the data provided on this page.



Race Results



March 03, 2022, Race 6, HOTEL MONTREAL HANDICAP TROT, Distance 2600m, Addington - Survey 3200m

Result	TAB no.	Horse (Barrier)	2600 to	2400m to
7th	10	Phoebe Onyx (3)	2400m	2200m
		Position in running (margin)	-	9(14.2)
		Sectional time (s)	19.15	15.15
		Cumulative time (s)	198.68	179.53
		Speed (m/s)	10.45	13.20
		Stride length (m)	5.70	5.88
		Stride duration (s)	0.432	0.446
		Stride efficiency (%)	50.70	54.03
		Stride count	35.11	34.01

Disclaimer.

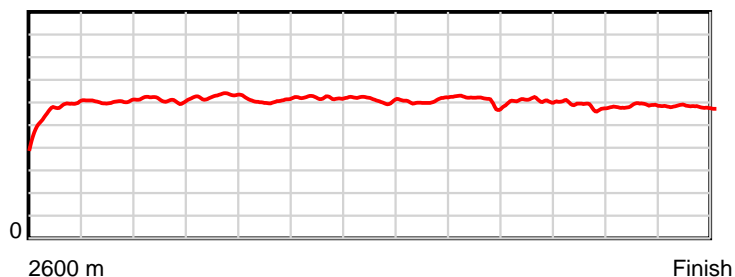
HRNZ and NZMTC and Thoroughbred Ratings Pty Ltd accepts no responsibility for the completeness or accuracy of any of the information contained herein, and makes no representations about its suitability for any particular purpose. Users should make their own judgements about those matters and/or seek independent advice. You assume all risks associated with use of the data provided on this page.

Race Results

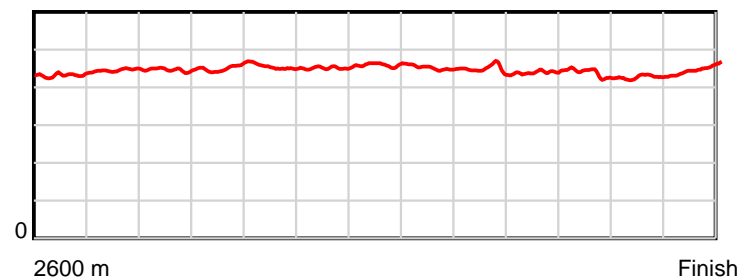
March 03, 2022, Race 6, HOTEL MONTREAL HANDICAP TROT, Distance 2600m, Addington - Survey 3200m

Result	TAB no.	Horse (Barrier)	2200m to	2000m to	1800m to	1600m to	1400m to	1200m to	1000m to	800m to	600m to	400m to	200m to	Total or	Margin
7th	10	Phoebe Onyx (3)	2000m	1800m	1600m	1400m	1200m	1000m	800m	600m	400m	200m	WP	Average	
		Position in running (margin)	9(18.8)	9(15.2)	9(8.8)	8(9.9)	8(8.4)	7(7.1)	7(7.9)	8(9.5)	7(7.7)	8(10.1)	7(11.3)		12.40
		Sectional time (s)	14.89	14.39	15.10	14.60	15.08	15.13	15.05	14.48	15.22	14.89	15.55		
		Cumulative time (s)	164.38	149.49	135.10	120.00	105.40	90.32	75.19	60.14	45.66	30.44	15.55	3:18.68	
		Speed (m/s)	13.43	13.90	13.25	13.70	13.26	13.22	13.29	13.81	13.14	13.43	12.86	13.09	
		Stride length (m)	6.00	6.28	6.01	6.18	6.10	5.96	5.94	6.09	5.73	5.75	5.80	5.95	
		Stride duration (s)	0.446	0.452	0.454	0.451	0.460	0.451	0.447	0.441	0.436	0.428	0.451	0.455	
		Stride efficiency (%)	56.21	61.56	56.49	59.78	58.15	55.54	55.16	57.88	51.34	51.59	52.54	55.32	
		Stride count	33.35	31.87	33.26	32.34	32.79	33.55	33.66	32.86	34.89	34.81	34.49	436.99	

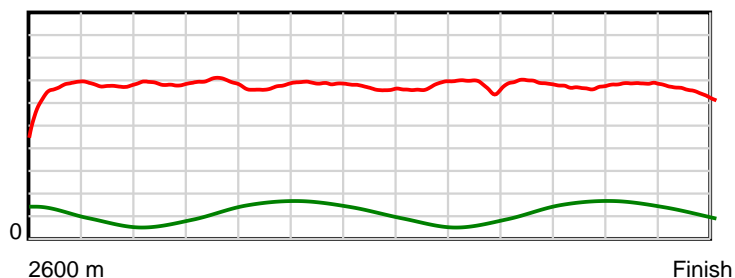
10 m Stride length



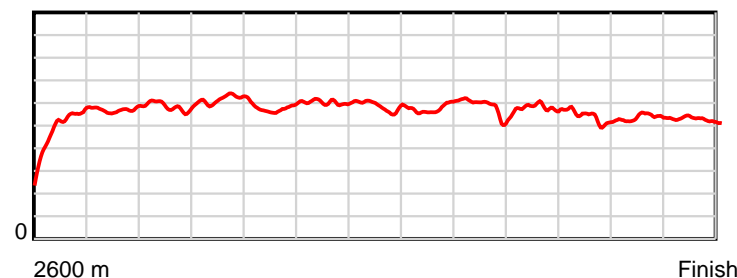
0.6 s Stride duration



20 m/sec Speed



100 % Stride efficiency



Note: Horizontal distance axis grid lines are 200m furlongs.

Disclaimer.

HRNZ and NZMTC and Thoroughbred Ratings Pty Ltd accepts no responsibility for the completeness or accuracy of any of the information contained herein, and makes no representations about its suitability for any particular purpose. Users should make their own judgements about those matters and/or seek independent advice. You assume all risks associated with use of the data provided on this page.



Race Results



March 03, 2022, Race 6, HOTEL MONTREAL HANDICAP TROT, Distance 2600m, Addington - Survey 3200m

Result	TAB no.	Horse (Barrier)	2600 to	2400m to
8th	11	Chief Of Staff (6)	2400m	2200m
		Position in running (margin)	-	10(18.4)
		Sectional time (s)	19.90	14.74
		Cumulative time (s)	198.82	178.92
		Speed (m/s)	10.05	13.57
		Stride length (m)	5.74	6.16
		Stride duration (s)	0.452	0.454
		Stride efficiency (%)	51.51	59.22
		Stride count	34.84	32.49

Disclaimer.

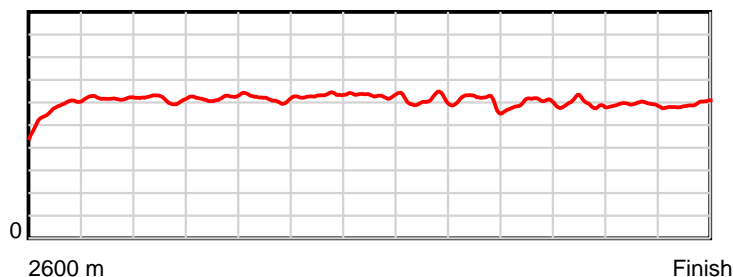
HRNZ and NZMTC and Thoroughbred Ratings Pty Ltd accepts no responsibility for the completeness or accuracy of any of the information contained herein, and makes no representations about its suitability for any particular purpose. Users should make their own judgements about those matters and/or seek independent advice. You assume all risks associated with use of the data provided on this page.

Race Results

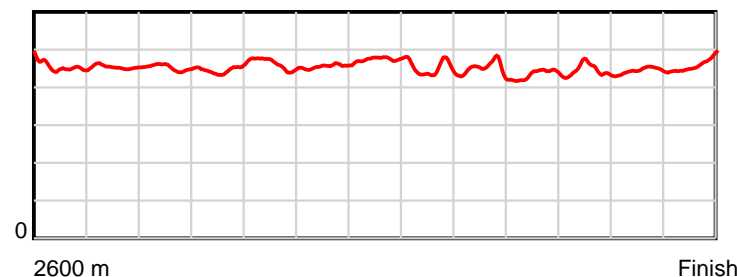
March 03, 2022, Race 6, HOTEL MONTREAL HANDICAP TROT, Distance 2600m, Addington - Survey 3200m

Result	TAB no.	Horse (Barrier)	2200m to	2000m to	1800m to	1600m to	1400m to	1200m to	1000m to	800m to	600m to	400m to	200m to	Total or	Margin
8th	11	Chief Of Staff (6)	2000m	1800m	1600m	1400m	1200m	1000m	800m	600m	400m	200m	WP	Average	
		Position in running (margin)	10(20.6)	10(17.1)	10(10.8)	10(12.5)	9(10.6)	9(9.0)	9(9.6)	9(11.3)	10(9.2)	7(10.0)	8(11.5)		13.20
		Sectional time (s)	14.90	14.40	15.20	14.53	15.03	15.12	15.06	14.44	14.95	14.93	15.62		
		Cumulative time (s)	164.18	149.28	134.88	119.68	105.15	90.12	75.00	59.94	45.50	30.55	15.62	3:18.82	
		Speed (m/s)	13.42	13.89	13.16	13.76	13.31	13.23	13.28	13.85	13.38	13.40	12.80	13.08	
		Stride length (m)	6.07	6.19	6.08	6.27	6.32	5.94	5.96	6.01	5.95	5.96	5.93	6.04	
		Stride duration (s)	0.452	0.446	0.462	0.455	0.475	0.449	0.449	0.434	0.445	0.445	0.463	0.462	
		Stride efficiency (%)	57.53	59.95	57.68	61.42	62.49	55.09	55.49	56.51	55.30	55.55	54.89	57.01	
		Stride count	32.96	32.29	32.92	31.90	31.63	33.68	33.56	33.26	33.62	33.54	33.75	430.44	

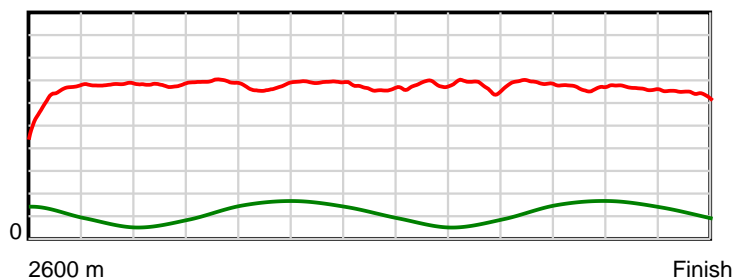
10 m Stride length



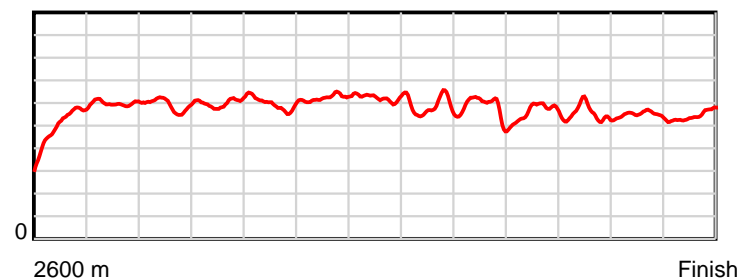
0.6 s Stride duration



20 m/sec Speed



100 % Stride efficiency



Note: Horizontal distance axis grid lines are 200m furlongs.

Disclaimer.

HRNZ and NZMTC and Thoroughbred Ratings Pty Ltd accepts no responsibility for the completeness or accuracy of any of the information contained herein, and makes no representations about its suitability for any particular purpose. Users should make their own judgements about those matters and/or seek independent advice. You assume all risks associated with use of the data provided on this page.



Race Results



March 03, 2022, Race 6, HOTEL MONTREAL HANDICAP TROT, Distance 2600m, Addington - Survey 3200m

Result	TAB no.	Horse (Barrier)	2600 to	2400m to
9th	6	Fighting Fire (1)	2400m	2200m
		Position in running (margin)	-	8(9.7)
		Sectional time (s)	18.22	15.18
		Cumulative time (s)	200.86	182.64
		Speed (m/s)	10.98	13.18
		Stride length (m)	5.63	6.22
		Stride duration (s)	0.491	0.472
		Stride efficiency (%)	49.53	60.38
		Stride count	35.52	32.18

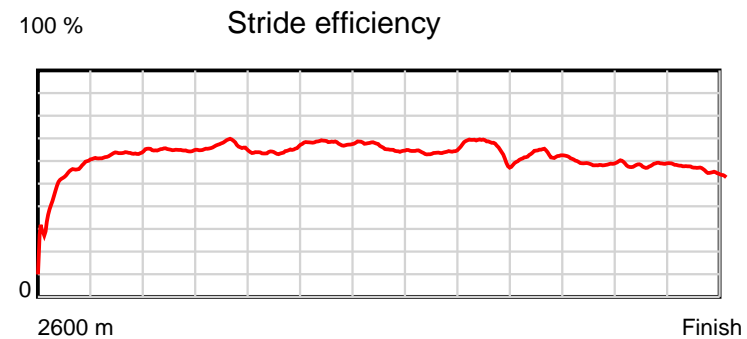
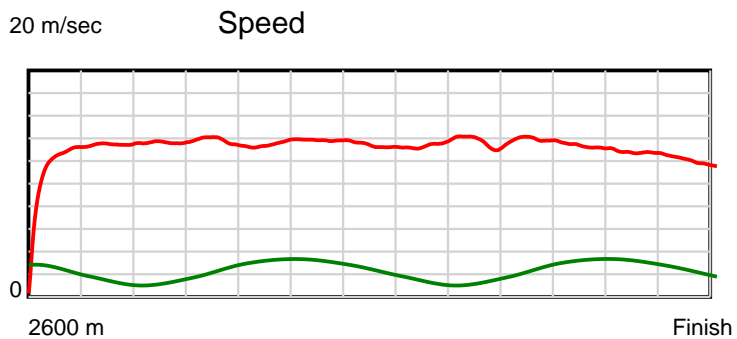
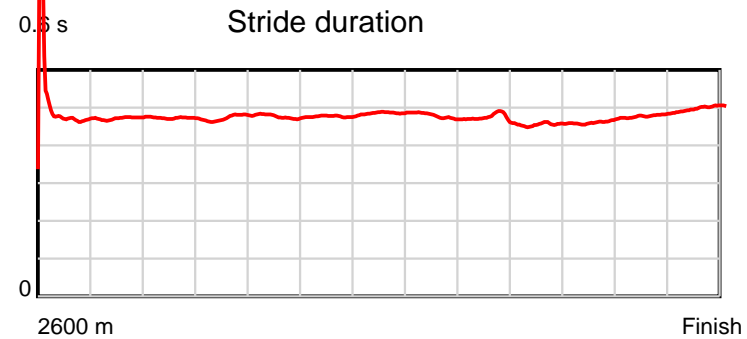
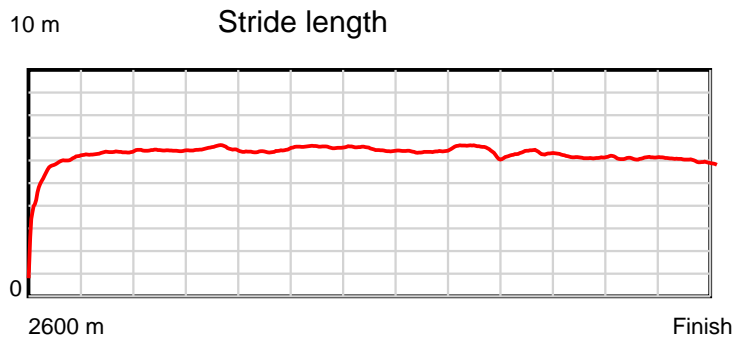
Disclaimer.

HRNZ and NZMTC and Thoroughbred Ratings Pty Ltd accepts no responsibility for the completeness or accuracy of any of the information contained herein, and makes no representations about its suitability for any particular purpose. Users should make their own judgements about those matters and/or seek independent advice. You assume all risks associated with use of the data provided on this page.

Race Results

March 03, 2022, Race 6, HOTEL MONTREAL HANDICAP TROT, Distance 2600m, Addington - Survey 3200m

Result	TAB no.	Horse (Barrier)	2200m to	2000m to	1800m to	1600m to	1400m to	1200m to	1000m to	800m to	600m to	400m to	200m to	Total or	Margin
9th	6	Fighting Fire (1)	2000m	1800m	1600m	1400m	1200m	1000m	800m	600m	400m	200m	WP	Average	
		Position in running (margin)	8(14.4)	8(12.0)	7(6.5)	6(8.6)	6(6.9)	5(5.7)	5(5.3)	6(7.4)	4(5.2)	9(10.2)	9(17.4)		24.50
		Sectional time (s)	15.08	14.54	15.26	14.57	15.09	14.95	15.12	14.42	15.65	15.89	16.89		
		Cumulative time (s)	167.46	152.38	137.84	122.58	108.01	92.92	77.97	62.85	48.43	32.78	16.89	3:20.86	
		Speed (m/s)	13.26	13.76	13.11	13.73	13.25	13.38	13.23	13.87	12.78	12.59	11.84	12.94	
		Stride length (m)	6.26	6.51	6.24	6.55	6.45	6.38	6.25	6.32	5.92	6.03	5.92	6.19	
		Stride duration (s)	0.472	0.473	0.476	0.477	0.486	0.477	0.473	0.456	0.463	0.479	0.500	0.479	
		Stride efficiency (%)	61.33	66.14	60.91	66.96	64.97	63.64	61.10	62.42	54.71	56.88	54.72	59.97	
		Stride count	31.93	30.74	32.03	30.55	31.02	31.34	31.99	31.65	33.80	33.15	33.80	419.70	



Note: Horizontal distance axis grid lines are 200m furlongs.

Disclaimer.

HRNZ and NZMTC and Thoroughbred Ratings Pty Ltd accepts no responsibility for the completeness or accuracy of any of the information contained herein, and makes no representations about its suitability for any particular purpose. Users should make their own judgements about those matters and/or seek independent advice. You assume all risks associated with use of the data provided on this page.



Race Results



March 03, 2022, Race 6, HOTEL MONTREAL HANDICAP TROT, Distance 2600m, Addington - Survey 3200m

Result	TAB no.	Horse (Barrier)	2600 to	2400m to
10th	8	The Player (5)	2400m	2200m
		Position in running (margin)	-	7(7.7)
		Sectional time (s)	18.15	15.00
		Cumulative time (s)	201.03	182.88
		Speed (m/s)	11.02	13.33
		Stride length (m)	5.22	5.69
		Stride duration (s)	0.430	0.427
		Stride efficiency (%)	42.61	50.64
		Stride count	38.30	35.13

Disclaimer.

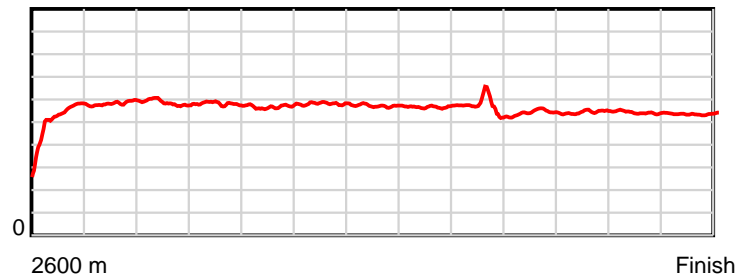
HRNZ and NZMTC and Thoroughbred Ratings Pty Ltd accepts no responsibility for the completeness or accuracy of any of the information contained herein, and makes no representations about its suitability for any particular purpose. Users should make their own judgements about those matters and/or seek independent advice. You assume all risks associated with use of the data provided on this page.

Race Results

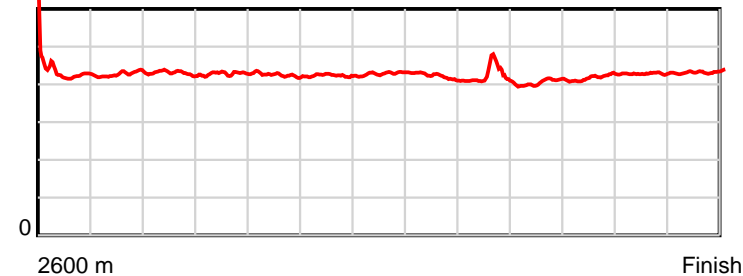
March 03, 2022, Race 6, HOTEL MONTREAL HANDICAP TROT, Distance 2600m, Addington - Survey 3200m

Result	TAB no.	Horse (Barrier)	2200m to	2000m to	1800m to	1600m to	1400m to	1200m to	1000m to	800m to	600m to	400m to	200m to	Total or	Margin
10th	8	The Player (5)	2000m	1800m	1600m	1400m	1200m	1000m	800m	600m	400m	200m	WP	Average	
		Position in running (margin)	7(11.4)	7(8.6)	5(4.5)	4(6.0)	4(5.2)	3(3.4)	3(3.9)	5(7.1)	8(8.0)	10(14.7)	10(22.4)		25.50
		Sectional time (s)	15.01	14.77	15.17	14.70	15.00	15.09	15.31	14.94	15.93	15.97	15.99		
		Cumulative time (s)	167.88	152.87	138.10	122.93	108.23	93.23	78.14	62.83	47.89	31.96	15.99	3:21.03	
		Speed (m/s)	13.32	13.54	13.18	13.61	13.33	13.25	13.06	13.39	12.55	12.52	12.51	12.93	
		Stride length (m)	5.72	5.79	5.60	5.75	5.72	5.59	5.40	5.43	5.27	5.36	5.41	5.53	
		Stride duration (s)	0.430	0.428	0.424	0.423	0.429	0.421	0.413	0.406	0.419	0.428	0.433	0.427	
		Stride efficiency (%)	51.18	52.35	48.93	51.68	51.05	48.75	45.50	46.11	43.33	44.97	45.73	47.75	
		Stride count	34.95	34.56	35.74	34.78	34.99	35.81	37.06	36.82	37.98	37.28	36.97	470.37	

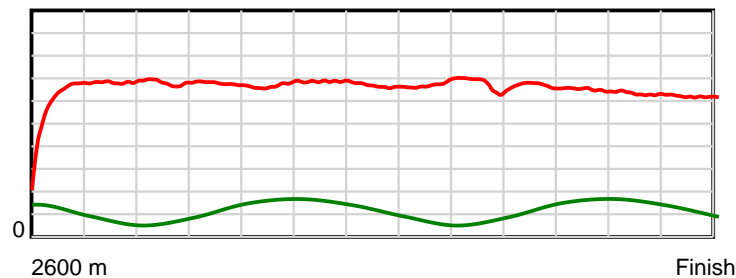
10 m Stride length



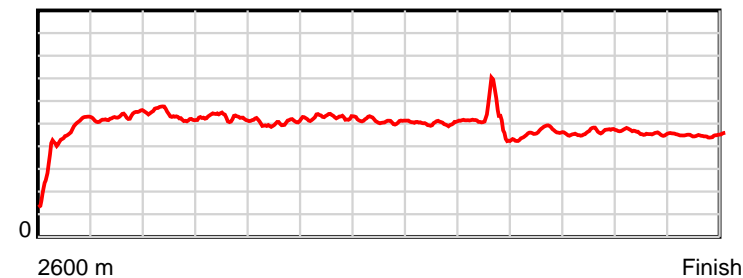
0.6 s Stride duration



20 m/sec Speed



100 % Stride efficiency



Note: Horizontal distance axis grid lines are 200m furlongs.

Disclaimer.

HRNZ and NZMTC and Thoroughbred Ratings Pty Ltd accepts no responsibility for the completeness or accuracy of any of the information contained herein, and makes no representations about its suitability for any particular purpose. Users should make their own judgements about those matters and/or seek independent advice. You assume all risks associated with use of the data provided on this page.



Race Results



March 03, 2022, Race 6, HOTEL MONTREAL HANDICAP TROT, Distance 2600m, Addington - Survey 3200m

Result	TAB no.	Horse (Barrier)	2600 to	2400m to
11th	9	Majestic Chick (0)	2400m	2200m
		Position in running (margin)	-	11(49.6)
		Sectional time (s)	25.15	16.35
		Cumulative time (s)	231.80	206.65
		Speed (m/s)	7.95	12.23
		Stride length (m)	4.12	5.60
		Stride duration (s)	0.453	0.458
		Stride efficiency (%)	26.54	49.08
		Stride count	48.53	35.69

Disclaimer.

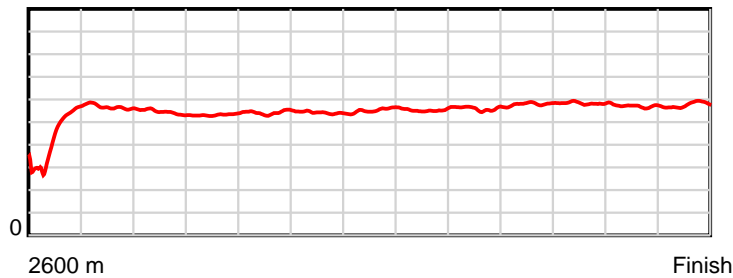
HRNZ and NZMTC and Thoroughbred Ratings Pty Ltd accepts no responsibility for the completeness or accuracy of any of the information contained herein, and makes no representations about its suitability for any particular purpose. Users should make their own judgements about those matters and/or seek independent advice. You assume all risks associated with use of the data provided on this page.

Race Results

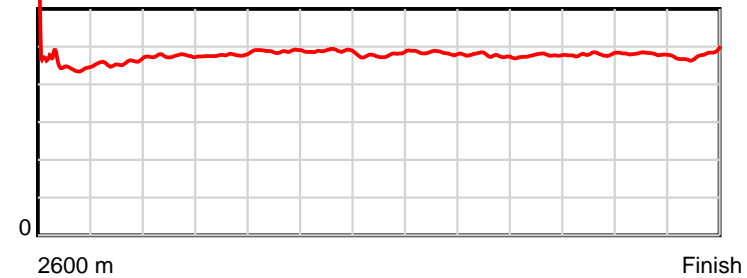
March 03, 2022, Race 6, HOTEL MONTREAL HANDICAP TROT, Distance 2600m, Addington - Survey 3200m

Result	TAB no.	Horse (Barrier)	2200m to	2000m to	1800m to	1600m to	1400m to	1200m to	1000m to	800m to	600m to	400m to	200m to	Total or	Margin
11th	9	Majestic Chick (0)	2000m	1800m	1600m	1400m	1200m	1000m	800m	600m	400m	200m	WP	Average	
		Position in running (margin)	11(61.4)	11(74.9)	11(89.9)	11(109.3)	11(128.7)	11(141.0)	11(156.0)	11(170.9)	11(181.4)	11(191.5)	11(204.1)		196.40
		Sectional time (s)	17.73	17.96	18.16	18.07	17.36	17.50	17.26	16.54	16.49	16.79	16.44		
		Cumulative time (s)	190.30	172.57	154.61	136.45	118.38	101.02	83.52	66.26	49.72	33.23	16.44	3:51.80	
		Speed (m/s)	11.28	11.14	11.01	11.07	11.52	11.43	11.59	12.09	12.13	11.91	12.17	11.22	
		Stride length (m)	5.36	5.32	5.38	5.41	5.51	5.53	5.52	5.76	5.81	5.72	5.82	5.41	
		Stride duration (s)	0.475	0.478	0.488	0.489	0.478	0.484	0.476	0.477	0.479	0.480	0.479	0.482	
		Stride efficiency (%)	44.89	44.17	45.22	45.73	47.42	47.80	47.63	51.86	52.83	51.19	52.94	45.77	
		Stride count	37.31	37.62	37.18	36.97	36.30	36.16	36.23	34.72	34.40	34.94	34.36	480.41	

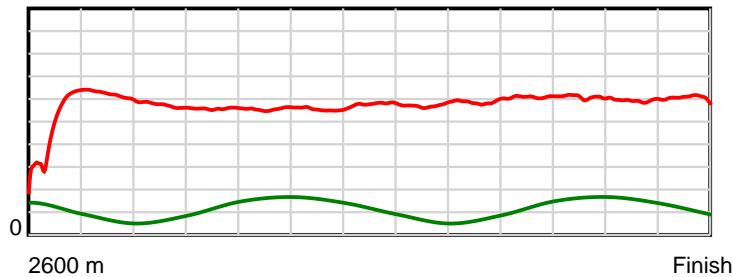
10 m Stride length



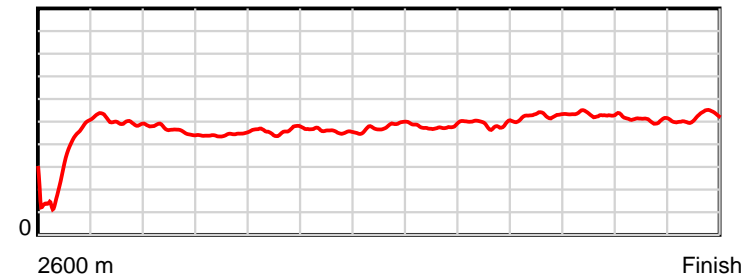
0.6 s Stride duration



20 m/sec Speed



100 % Stride efficiency



Note: Horizontal distance axis grid lines are 200m furlongs.

Disclaimer.

HRNZ and NZMTC and Thoroughbred Ratings Pty Ltd accepts no responsibility for the completeness or accuracy of any of the information contained herein, and makes no representations about its suitability for any particular purpose. Users should make their own judgements about those matters and/or seek independent advice. You assume all risks associated with use of the data provided on this page.



Race Results



March 03, 2022, Race 7, RICOH PACE, Distance 2600m, Addington - Survey 3200m

Result	TAB no.	Horse (Barrier)	2600 to	2400m to
1st	10	Hisself (9)	2400m	2200m
		Position in running (margin)	-	1(0.0)
		Sectional time (s)	16.16	14.85
		Cumulative time (s)	200.29	184.13
		Speed (m/s)	12.38	13.47
		Stride length (m)	5.79	6.50
		Stride duration (s)	0.458	0.482
		Stride efficiency (%)	52.46	65.97
		Stride count	34.52	30.78

Disclaimer.

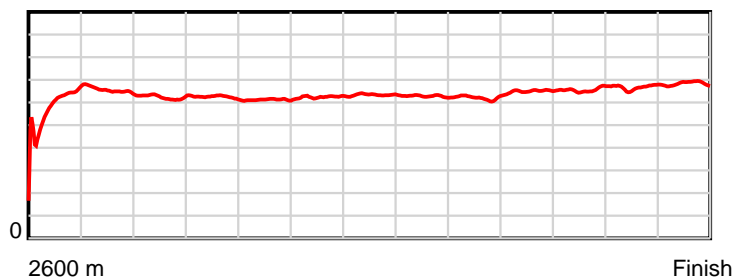
HRNZ and NZMTC and Thoroughbred Ratings Pty Ltd accepts no responsibility for the completeness or accuracy of any of the information contained herein, and makes no representations about its suitability for any particular purpose. Users should make their own judgements about those matters and/or seek independent advice. You assume all risks associated with use of the data provided on this page.

Race Results

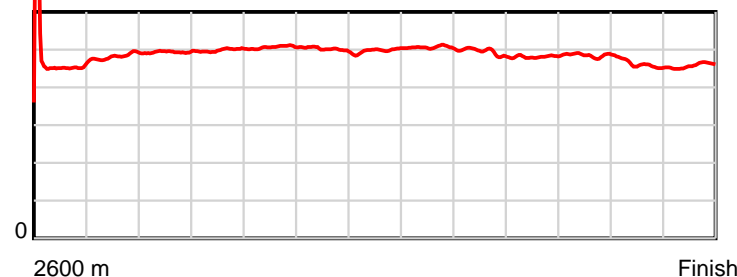
March 03, 2022, Race 7, RICOH PACE, Distance 2600m, Addington - Survey 3200m

Result	TAB no.	Horse (Barrier)	2200m to	2000m to	1800m to	1600m to	1400m to	1200m to	1000m to	800m to	600m to	400m to	200m to	Total or	Margin
1st	10	Himself (9)	2000m	1800m	1600m	1400m	1200m	1000m	800m	600m	400m	200m	WP	Average	
		Position in running (margin)	1(0.0)	1(0.0)	1(0.0)	1(0.0)	1(0.0)	1(0.0)	1(0.0)	1(0.0)	1(0.0)	1(0.0)	1(0.0)		0.00
		Sectional time (s)	15.89	15.97	16.52	16.10	15.56	16.09	15.93	14.84	14.90	14.02	13.46		
		Cumulative time (s)	169.28	153.39	137.42	120.90	104.80	89.24	73.15	57.22	42.38	27.48	13.46	3:20.29	
		Speed (m/s)	12.59	12.52	12.11	12.42	12.85	12.43	12.55	13.48	13.42	14.27	14.86	12.98	
		Stride length (m)	6.21	6.25	6.13	6.23	6.40	6.29	6.20	6.48	6.52	6.58	6.80	6.33	
		Stride duration (s)	0.494	0.499	0.506	0.501	0.498	0.506	0.494	0.481	0.485	0.461	0.458	0.487	
		Stride efficiency (%)	60.34	60.98	58.69	60.59	63.98	61.80	60.16	65.66	66.38	67.65	72.25	62.56	
		Stride count	32.19	32.02	32.64	32.12	31.26	31.80	32.23	30.85	30.69	30.40	29.41	410.91	

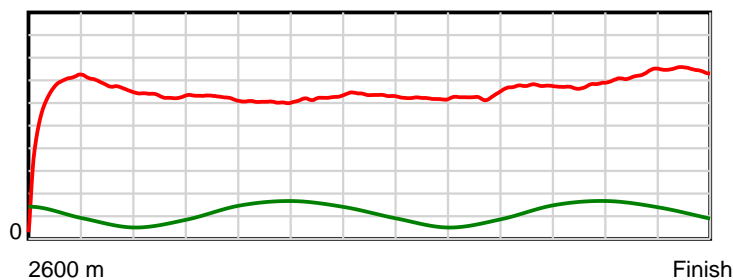
10 m Stride length



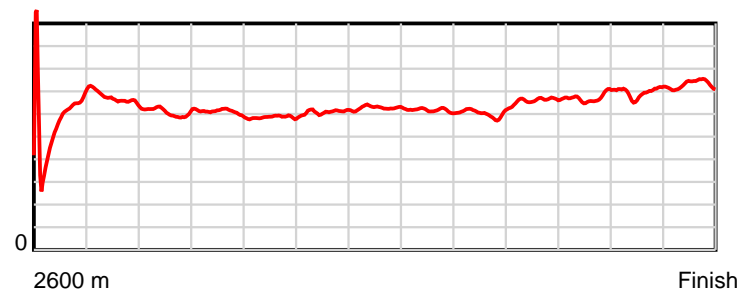
0.5 s Stride duration



20 m/sec Speed



100 % Stride efficiency



Note: Horizontal distance axis grid lines are 200m furlongs.

Disclaimer.

HRNZ and NZMTC and Thoroughbred Ratings Pty Ltd accepts no responsibility for the completeness or accuracy of any of the information contained herein, and makes no representations about its suitability for any particular purpose. Users should make their own judgements about those matters and/or seek independent advice. You assume all risks associated with use of the data provided on this page.



Race Results



March 03, 2022, Race 7, RICOH PACE, Distance 2600m, Addington - Survey 3200m

Result	TAB no.	Horse (Barrier)	2600 to	2400m to
2nd	5	Here's Herbie (4)	2400m	2200m
		Position in running (margin)	-	2(2.0)
		Sectional time (s)	16.55	14.96
		Cumulative time (s)	200.38	183.83
		Speed (m/s)	12.09	13.37
		Stride length (m)	5.73	6.36
		Stride duration (s)	0.472	0.475
		Stride efficiency (%)	51.37	63.13
		Stride count	34.88	31.47

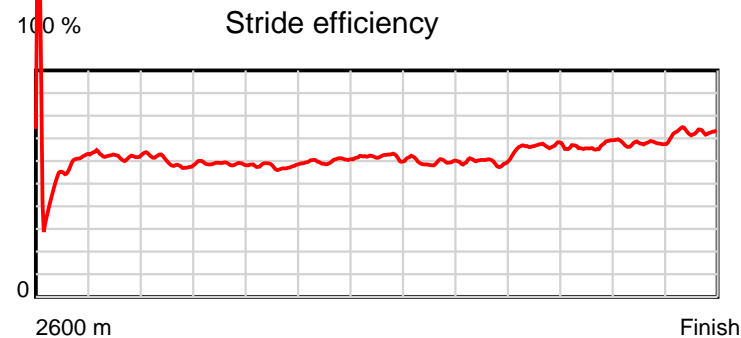
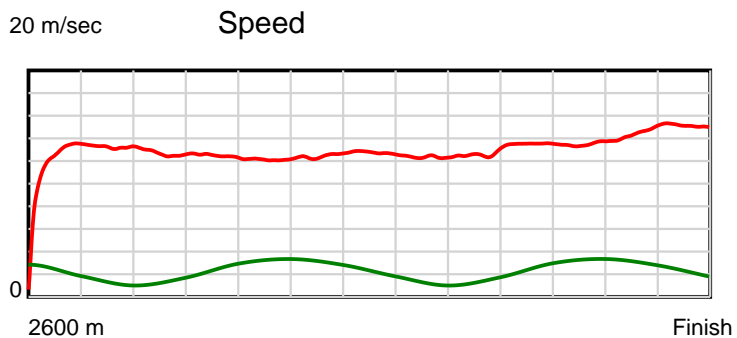
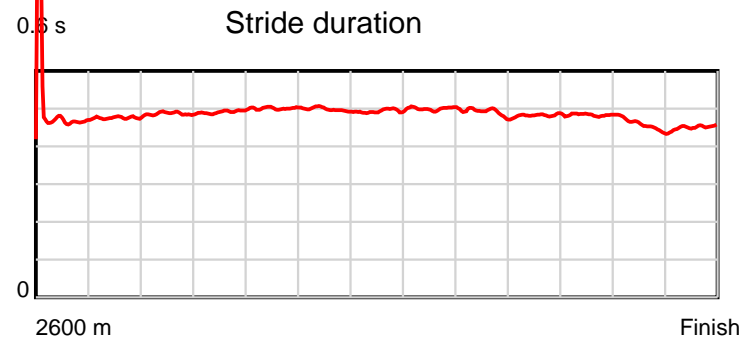
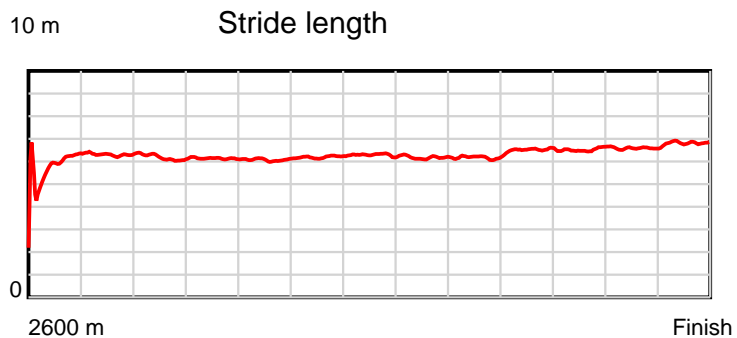
Disclaimer.

HRNZ and NZMTC and Thoroughbred Ratings Pty Ltd accepts no responsibility for the completeness or accuracy of any of the information contained herein, and makes no representations about its suitability for any particular purpose. Users should make their own judgements about those matters and/or seek independent advice. You assume all risks associated with use of the data provided on this page.

Race Results

March 03, 2022, Race 7, RICOH PACE, Distance 2600m, Addington - Survey 3200m

Result	TAB no.	Horse (Barrier)	2200m to	2000m to	1800m to	1600m to	1400m to	1200m to	1000m to	800m to	600m to	400m to	200m to	Total or	Margin
2nd	5	Here's Herbie (4)	2000m	1800m	1600m	1400m	1200m	1000m	800m	600m	400m	200m	WP	Average	
		Position in running (margin)	2(2.7)	2(1.8)	2(1.9)	2(2.1)	2(1.7)	2(2.4)	2(2.3)	3(1.9)	3(1.8)	3(2.0)	2(1.4)		0.50
		Sectional time (s)	15.74	15.99	16.55	16.04	15.68	16.08	15.86	14.82	14.93	13.91	13.27		
		Cumulative time (s)	168.87	153.13	137.14	120.59	104.55	88.87	72.79	56.93	42.11	27.18	13.27	3:20.38	
		Speed (m/s)	12.71	12.51	12.08	12.47	12.76	12.44	12.61	13.50	13.40	14.38	15.07	12.98	
		Stride length (m)	6.18	6.15	6.05	6.20	6.30	6.22	6.18	6.49	6.47	6.56	6.83	6.28	
		Stride duration (s)	0.487	0.492	0.501	0.498	0.494	0.500	0.490	0.481	0.483	0.456	0.453	0.484	
		Stride efficiency (%)	59.72	59.08	57.25	60.14	61.97	60.42	59.62	65.87	65.42	67.15	72.83	61.53	
		Stride count	32.35	32.53	33.04	32.24	31.76	32.16	32.38	30.81	30.91	30.51	29.30	414.34	



Note: Horizontal distance axis grid lines are 200m furlongs.

Disclaimer.

HRNZ and NZMTC and Thoroughbred Ratings Pty Ltd accepts no responsibility for the completeness or accuracy of any of the information contained herein, and makes no representations about its suitability for any particular purpose. Users should make their own judgements about those matters and/or seek independent advice. You assume all risks associated with use of the data provided on this page.



Race Results



March 03, 2022, Race 7, RICOH PACE, Distance 2600m, Addington - Survey 3200m

Result	TAB no.	Horse (Barrier)	2600 to	2400m to
3rd	1	Megarock (1)	2400m	2200m
		Position in running (margin)	-	3(4.8)
		Sectional time (s)	17.02	15.28
		Cumulative time (s)	200.84	183.82
		Speed (m/s)	11.75	13.09
		Stride length (m)	5.73	6.26
		Stride duration (s)	0.485	0.478
		Stride efficiency (%)	51.25	61.22
		Stride count	34.92	31.95

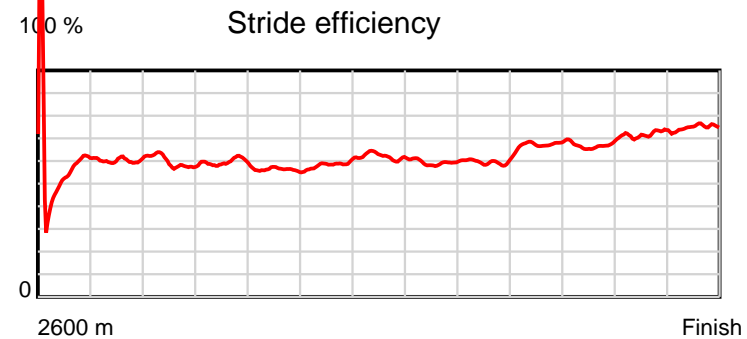
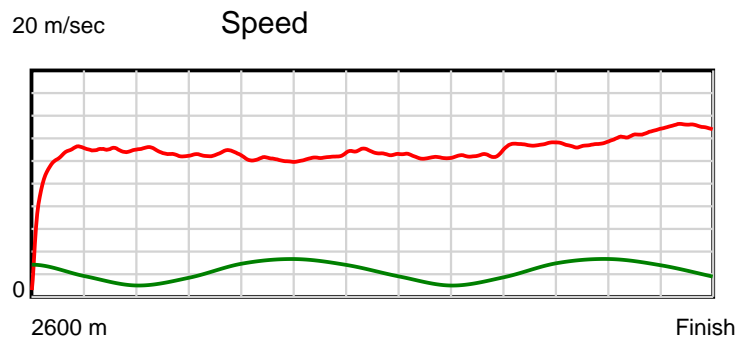
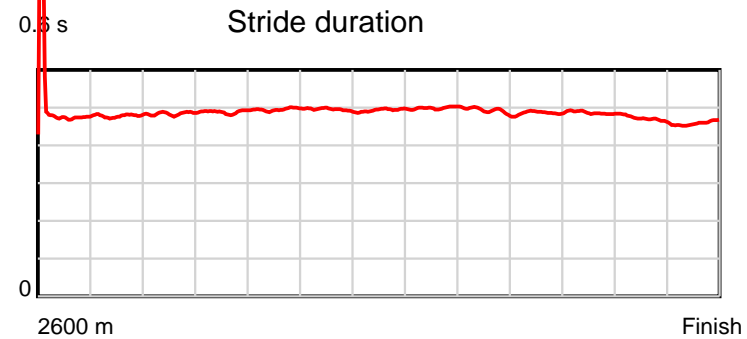
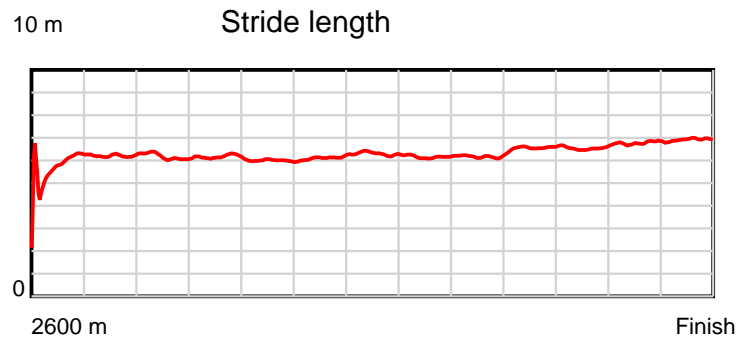
Disclaimer.

HRNZ and NZMTC and Thoroughbred Ratings Pty Ltd accepts no responsibility for the completeness or accuracy of any of the information contained herein, and makes no representations about its suitability for any particular purpose. Users should make their own judgements about those matters and/or seek independent advice. You assume all risks associated with use of the data provided on this page.

Race Results

March 03, 2022, Race 7, RICOH PACE, Distance 2600m, Addington - Survey 3200m

Result	TAB no.	Horse (Barrier)	2200m to	2000m to	1800m to	1600m to	1400m to	1200m to	1000m to	800m to	600m to	400m to	200m to	Total or	Margin
3rd	1	Megarock (1)	2000m	1800m	1600m	1400m	1200m	1000m	800m	600m	400m	200m	WP	Average	
		Position in running (margin)	3(7.3)	3(6.1)	3(5.0)	3(4.3)	4(3.8)	4(4.3)	4(4.3)	5(4.2)	5(3.8)	6(4.2)	5(4.0)		3.00
		Sectional time (s)	15.67	15.80	16.40	16.02	15.64	16.09	15.91	14.76	14.98	13.98	13.29		
		Cumulative time (s)	168.54	152.87	137.07	120.67	104.65	89.01	72.92	57.01	42.25	27.27	13.29	3:20.84	
		Speed (m/s)	12.76	12.66	12.20	12.48	12.79	12.43	12.57	13.55	13.35	14.31	15.05	12.95	
		Stride length (m)	6.17	6.19	6.04	6.18	6.31	6.21	6.18	6.59	6.50	6.72	6.92	6.29	
		Stride duration (s)	0.484	0.489	0.495	0.495	0.494	0.499	0.492	0.487	0.487	0.470	0.460	0.486	
		Stride efficiency (%)	59.55	59.83	56.96	59.70	62.28	60.18	59.70	67.90	65.97	70.56	74.91	61.90	
		Stride count	32.40	32.32	33.13	32.36	31.68	32.23	32.36	30.34	30.78	29.76	28.89	413.12	



Note: Horizontal distance axis grid lines are 200m furlongs.

Disclaimer.

HRNZ and NZMTC and Thoroughbred Ratings Pty Ltd accepts no responsibility for the completeness or accuracy of any of the information contained herein, and makes no representations about its suitability for any particular purpose. Users should make their own judgements about those matters and/or seek independent advice. You assume all risks associated with use of the data provided on this page.



Race Results



March 03, 2022, Race 7, RICOH PACE, Distance 2600m, Addington - Survey 3200m

Result	TAB no.	Horse (Barrier)	2600 to	2400m to
4th	7	Watching Our C... (6)	2400m	2200m
		Position in running (margin)	-	4(7.1)
		Sectional time (s)	17.45	15.35
		Cumulative time (s)	200.91	183.46
		Speed (m/s)	11.46	13.03
		Stride length (m)	5.65	6.43
		Stride duration (s)	0.490	0.494
		Stride efficiency (%)	49.84	64.61
		Stride count	35.41	31.10

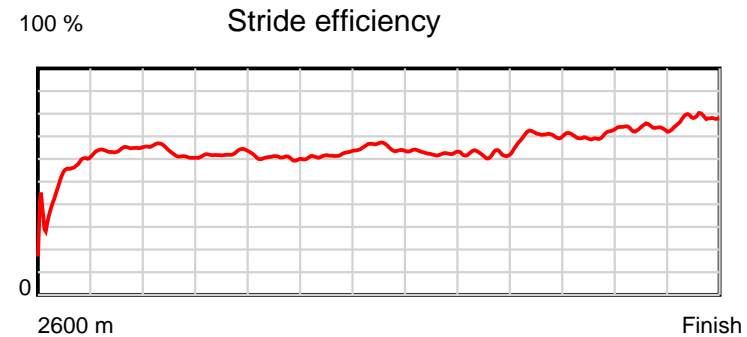
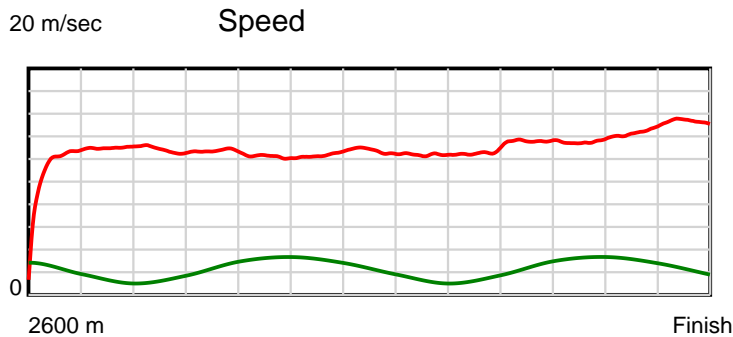
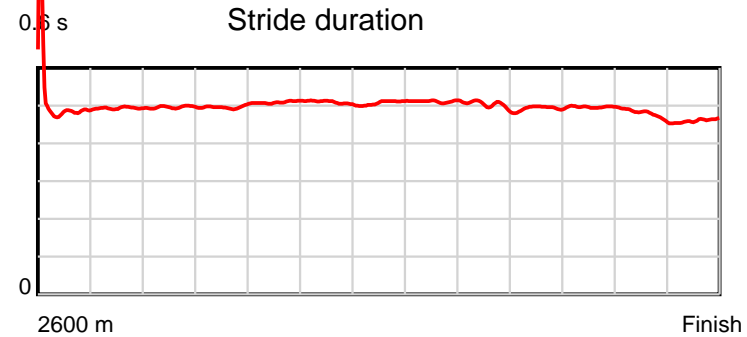
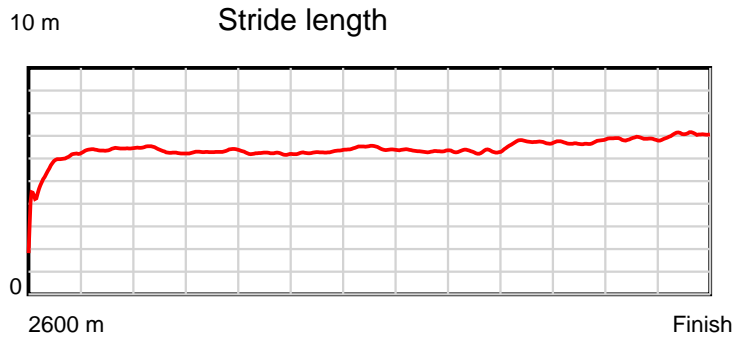
Disclaimer.

HRNZ and NZMTC and Thoroughbred Ratings Pty Ltd accepts no responsibility for the completeness or accuracy of any of the information contained herein, and makes no representations about its suitability for any particular purpose. Users should make their own judgements about those matters and/or seek independent advice. You assume all risks associated with use of the data provided on this page.

Race Results

March 03, 2022, Race 7, RICOH PACE, Distance 2600m, Addington - Survey 3200m

Result	TAB no.	Horse (Barrier)	2200m to	2000m to	1800m to	1600m to	1400m to	1200m to	1000m to	800m to	600m to	400m to	200m to	Total or	Margin
4th	7	Watching Our C... (6)	2000m	1800m	1600m	1400m	1200m	1000m	800m	600m	400m	200m	WP	Average	
		Position in running (margin)	4(10.1)	4(8.7)	4(6.6)	6(6.7)	6(6.0)	6(6.6)	6(6.0)	7(6.2)	7(5.7)	7(6.3)	8(5.8)		3.50
		Sectional time (s)	15.66	15.62	16.53	15.99	15.65	16.00	15.97	14.76	14.99	13.93	13.01		
		Cumulative time (s)	168.11	152.45	136.83	120.30	104.31	88.66	72.66	56.69	41.93	26.94	13.01	3:20.91	
		Speed (m/s)	12.77	12.80	12.10	12.51	12.78	12.50	12.52	13.55	13.34	14.36	15.37	12.94	
		Stride length (m)	6.33	6.36	6.16	6.36	6.49	6.39	6.28	6.69	6.63	6.84	7.09	6.42	
		Stride duration (s)	0.496	0.497	0.509	0.509	0.508	0.511	0.502	0.494	0.497	0.476	0.461	0.496	
		Stride efficiency (%)	62.68	63.21	59.28	63.26	65.82	63.86	61.71	69.98	68.61	73.07	78.45	64.42	
		Stride count	31.58	31.45	32.47	31.43	30.82	31.29	31.83	29.89	30.18	29.25	28.23	404.93	



Note: Horizontal distance axis grid lines are 200m furlongs.

Disclaimer.

HRNZ and NZMTC and Thoroughbred Ratings Pty Ltd accepts no responsibility for the completeness or accuracy of any of the information contained herein, and makes no representations about its suitability for any particular purpose. Users should make their own judgements about those matters and/or seek independent advice. You assume all risks associated with use of the data provided on this page.



Race Results



March 03, 2022, Race 7, RICOH PACE, Distance 2600m, Addington - Survey 3200m

Result	TAB no.	Horse (Barrier)	2600 to	2400m to
5th	2	Itsamoneymaker (2)	2400m	2200m
		Position in running (margin)	-	6(10.8)
		Sectional time (s)	18.13	15.48
		Cumulative time (s)	201.28	183.15
		Speed (m/s)	11.03	12.92
		Stride length (m)	5.29	5.88
		Stride duration (s)	0.456	0.455
		Stride efficiency (%)	43.80	53.97
		Stride count	37.78	34.03

Disclaimer.

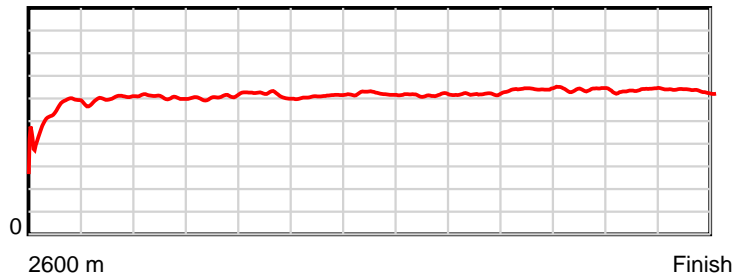
HRNZ and NZMTC and Thoroughbred Ratings Pty Ltd accepts no responsibility for the completeness or accuracy of any of the information contained herein, and makes no representations about its suitability for any particular purpose. Users should make their own judgements about those matters and/or seek independent advice. You assume all risks associated with use of the data provided on this page.

Race Results

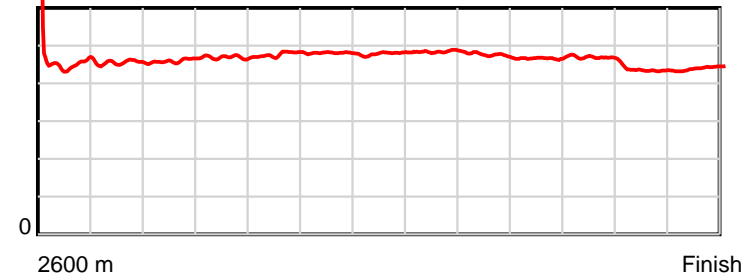
March 03, 2022, Race 7, RICOH PACE, Distance 2600m, Addington - Survey 3200m

Result	TAB no.	Horse (Barrier)	2200m to	2000m to	1800m to	1600m to	1400m to	1200m to	1000m to	800m to	600m to	400m to	200m to	Total or	Margin
5th	2	Itsmoneymaker (2)	2000m	1800m	1600m	1400m	1200m	1000m	800m	600m	400m	200m	WP	Average	
		Position in running (margin)	7(14.6)	7(12.7)	7(10.3)	5(6.0)	5(5.4)	5(5.7)	5(5.1)	4(3.5)	4(2.3)	4(2.6)	3(2.1)		5.50
		Sectional time (s)	15.57	15.58	15.80	16.00	15.61	15.99	15.67	14.64	14.94	13.94	13.93		
		Cumulative time (s)	167.67	152.10	136.52	120.72	104.72	89.11	73.12	57.45	42.81	27.87	13.93	3:21.28	
		Speed (m/s)	12.85	12.84	12.66	12.50	12.81	12.51	12.76	13.66	13.39	14.35	14.36	12.92	
		Stride length (m)	5.90	6.02	6.04	6.00	6.13	6.06	6.05	6.38	6.25	6.22	6.33	6.03	
		Stride duration (s)	0.460	0.469	0.477	0.480	0.479	0.484	0.475	0.467	0.467	0.434	0.441	0.467	
		Stride efficiency (%)	54.44	56.58	57.04	56.29	58.74	57.37	57.29	63.57	61.06	60.49	62.71	56.85	
		Stride count	33.88	33.24	33.10	33.32	32.62	33.01	33.03	31.36	32.00	32.14	31.57	431.08	

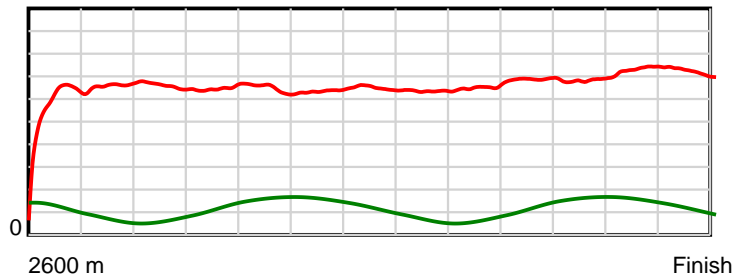
10 m Stride length



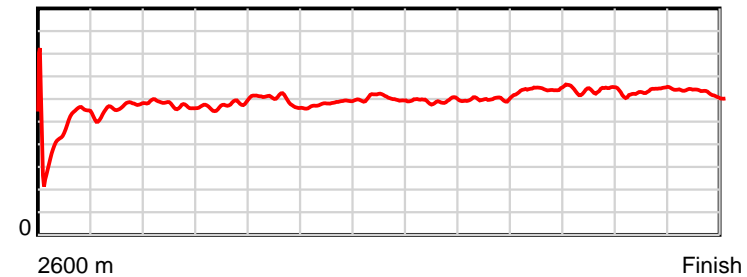
0.5 s Stride duration



20 m/sec Speed



100 % Stride efficiency



Note: Horizontal distance axis grid lines are 200m furlongs.

Disclaimer.

HRNZ and NZMTC and Thoroughbred Ratings Pty Ltd accepts no responsibility for the completeness or accuracy of any of the information contained herein, and makes no representations about its suitability for any particular purpose. Users should make their own judgements about those matters and/or seek independent advice. You assume all risks associated with use of the data provided on this page.



Race Results



March 03, 2022, Race 7, RICOH PACE, Distance 2600m, Addington - Survey 3200m

Result	TAB no.	Horse (Barrier)	2600 to	2400m to
6th	9	Dannemora (8)	2400m	2200m
		Position in running (margin)	-	9(18.7)
		Sectional time (s)	19.51	15.08
		Cumulative time (s)	201.34	181.83
		Speed (m/s)	10.25	13.26
		Stride length (m)	4.83	5.92
		Stride duration (s)	0.445	0.446
		Stride efficiency (%)	36.50	54.74
		Stride count	41.38	33.79

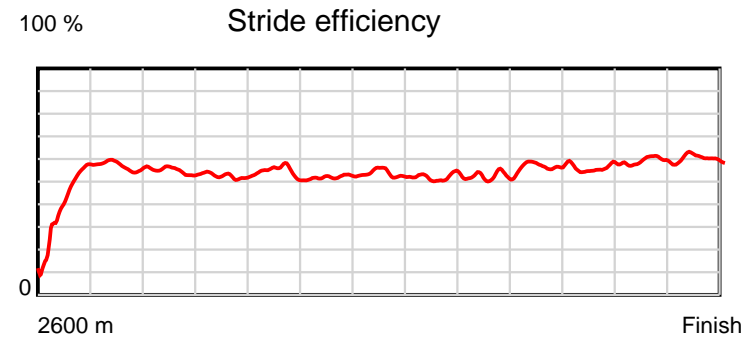
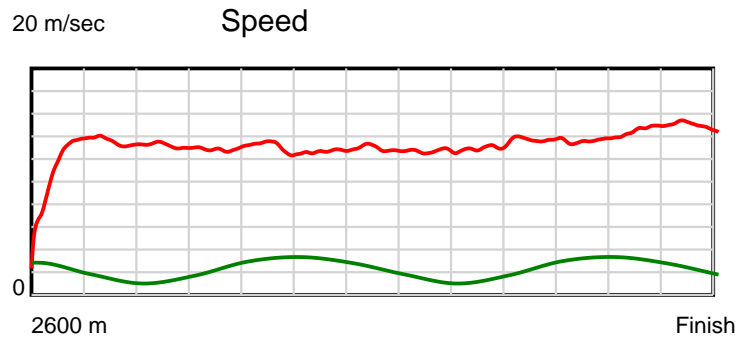
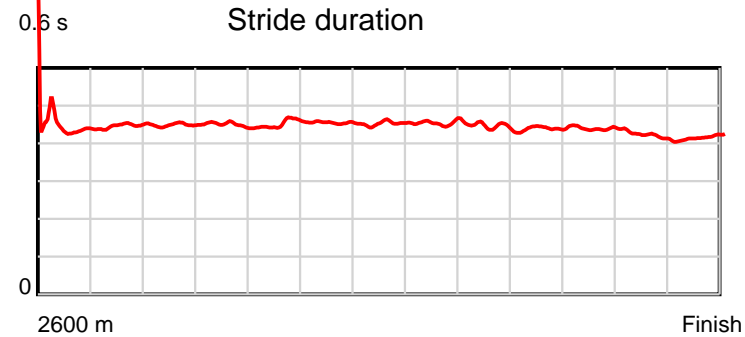
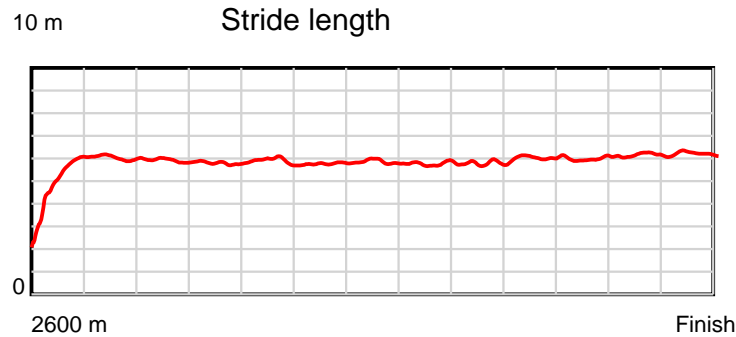
Disclaimer.

HRNZ and NZMTC and Thoroughbred Ratings Pty Ltd accepts no responsibility for the completeness or accuracy of any of the information contained herein, and makes no representations about its suitability for any particular purpose. Users should make their own judgements about those matters and/or seek independent advice. You assume all risks associated with use of the data provided on this page.

Race Results

March 03, 2022, Race 7, RICOH PACE, Distance 2600m, Addington - Survey 3200m

Result	TAB no.	Horse (Barrier)	2200m to	2000m to	1800m to	1600m to	1400m to	1200m to	1000m to	800m to	600m to	400m to	200m to	Total or	Margin
6th	9	Dannemora (8)	2000m	1800m	1600m	1400m	1200m	1000m	800m	600m	400m	200m	WP	Average	
		Position in running (margin)	9(20.0)	9(18.1)	9(15.6)	9(10.8)	9(9.4)	9(9.3)	9(8.7)	9(8.1)	8(6.4)	8(6.8)	7(5.6)		5.90
		Sectional time (s)	15.56	15.56	15.72	15.86	15.54	15.99	15.83	14.56	14.98	13.80	13.35		
		Cumulative time (s)	166.75	151.19	135.63	119.91	104.05	88.51	72.52	56.69	42.13	27.15	13.35	3:21.34	
		Speed (m/s)	12.85	12.85	12.72	12.61	12.87	12.51	12.63	13.74	13.35	14.49	14.98	12.91	
		Stride length (m)	5.77	5.79	5.75	5.73	5.83	5.68	5.62	6.05	5.87	6.08	6.25	5.76	
		Stride duration (s)	0.449	0.450	0.452	0.455	0.453	0.455	0.445	0.440	0.440	0.420	0.417	0.446	
		Stride efficiency (%)	51.98	52.30	51.68	51.38	53.09	50.49	49.37	57.18	53.88	57.73	60.99	51.89	
		Stride count	34.68	34.57	34.78	34.88	34.31	35.18	35.58	33.06	34.06	32.90	32.01	451.18	



Note: Horizontal distance axis grid lines are 200m furlongs.

Disclaimer.

HRNZ and NZMTC and Thoroughbred Ratings Pty Ltd accepts no responsibility for the completeness or accuracy of any of the information contained herein, and makes no representations about its suitability for any particular purpose. Users should make their own judgements about those matters and/or seek independent advice. You assume all risks associated with use of the data provided on this page.



Race Results



March 03, 2022, Race 7, RICOH PACE, Distance 2600m, Addington - Survey 3200m

Result	TAB no.	Horse (Barrier)	2600 to	2400m to
7th	6	Gronkowski (5)	2400m	2200m
		Position in running (margin)	-	8(15.5)
		Sectional time (s)	18.71	15.26
		Cumulative time (s)	201.40	182.69
		Speed (m/s)	10.69	13.11
		Stride length (m)	5.52	6.07
		Stride duration (s)	0.455	0.463
		Stride efficiency (%)	47.62	57.60
		Stride count	36.23	32.94

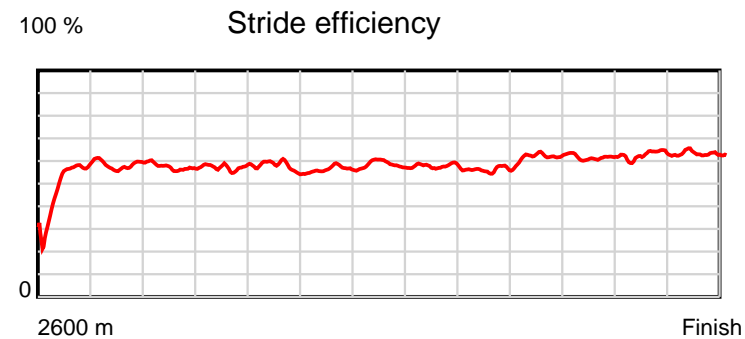
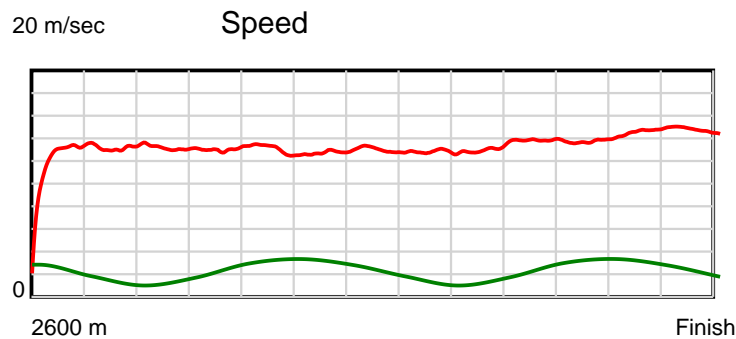
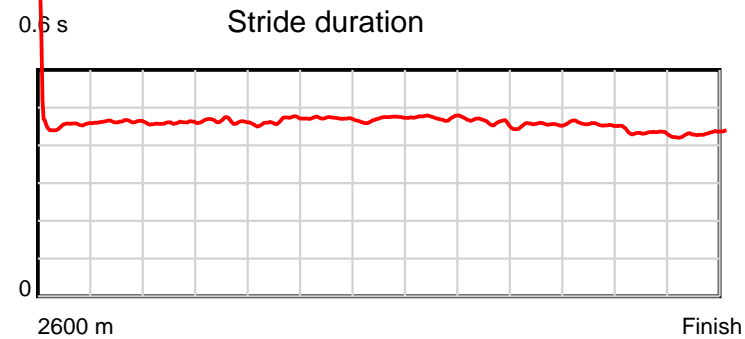
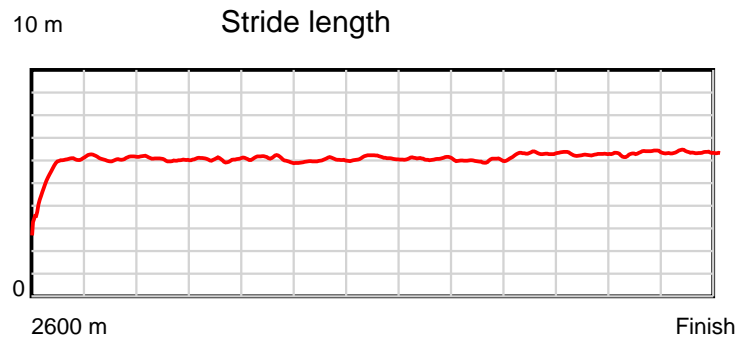
Disclaimer.

HRNZ and NZMTC and Thoroughbred Ratings Pty Ltd accepts no responsibility for the completeness or accuracy of any of the information contained herein, and makes no representations about its suitability for any particular purpose. Users should make their own judgements about those matters and/or seek independent advice. You assume all risks associated with use of the data provided on this page.

Race Results

March 03, 2022, Race 7, RICOH PACE, Distance 2600m, Addington - Survey 3200m

Result	TAB no.	Horse (Barrier)	2200m to	2000m to	1800m to	1600m to	1400m to	1200m to	1000m to	800m to	600m to	400m to	200m to	Total or	Margin
7th	6	Gronkowski (5)	2000m	1800m	1600m	1400m	1200m	1000m	800m	600m	400m	200m	WP	Average	
		Position in running (margin)	8(17.9)	8(15.5)	8(12.5)	7(7.9)	7(7.9)	7(7.8)	7(7.3)	6(5.2)	6(3.9)	5(3.9)	6(4.3)		6.20
		Sectional time (s)	15.47	15.48	15.75	16.11	15.54	16.02	15.58	14.62	14.90	14.07	13.89		
		Cumulative time (s)	167.43	151.96	136.48	120.73	104.62	89.08	73.06	57.48	42.86	27.96	13.89	3:21.40	
		Speed (m/s)	12.93	12.92	12.70	12.41	12.87	12.48	12.84	13.68	13.42	14.21	14.40	12.91	
		Stride length (m)	5.93	6.00	5.90	5.86	6.06	5.91	5.91	6.24	6.12	6.13	6.22	5.98	
		Stride duration (s)	0.459	0.464	0.465	0.472	0.471	0.474	0.460	0.456	0.456	0.431	0.432	0.464	
		Stride efficiency (%)	55.03	56.29	54.38	53.58	57.34	54.62	54.52	60.90	58.47	58.63	60.47	55.95	
		Stride count	33.70	33.32	33.90	34.16	33.02	33.83	33.86	32.04	32.70	32.65	32.15	434.50	



Note: Horizontal distance axis grid lines are 200m furlongs.

Disclaimer.

HRNZ and NZMTC and Thoroughbred Ratings Pty Ltd accepts no responsibility for the completeness or accuracy of any of the information contained herein, and makes no representations about its suitability for any particular purpose. Users should make their own judgements about those matters and/or seek independent advice. You assume all risks associated with use of the data provided on this page.



Race Results



March 03, 2022, Race 7, RICOH PACE, Distance 2600m, Addington - Survey 3200m

Result	TAB no.	Horse (Barrier)	2600 to	2400m to
8th	8	Get Back (7)	2400m	2200m
		Position in running (margin)	-	5(8.7)
		Sectional time (s)	17.45	15.45
		Cumulative time (s)	201.67	184.22
		Speed (m/s)	11.46	12.94
		Stride length (m)	5.50	6.04
		Stride duration (s)	0.477	0.467
		Stride efficiency (%)	47.21	57.09
		Stride count	36.39	33.09

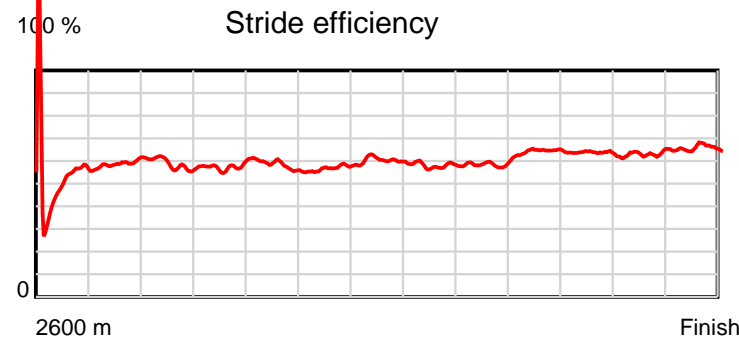
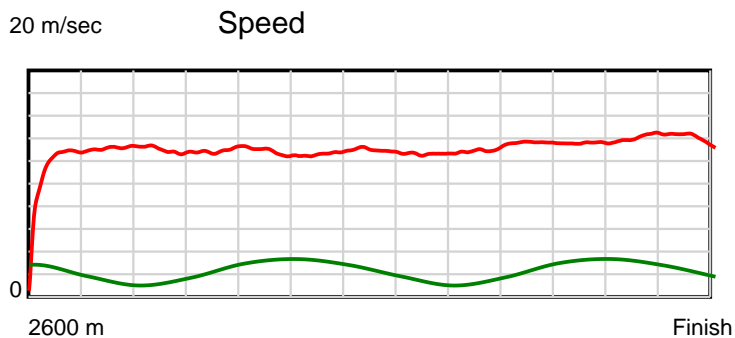
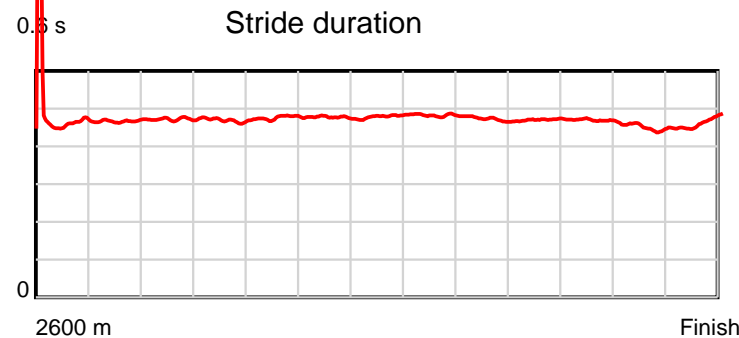
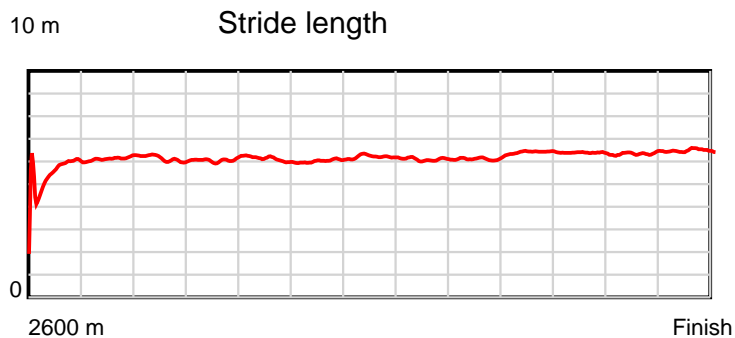
Disclaimer.

HRNZ and NZMTC and Thoroughbred Ratings Pty Ltd accepts no responsibility for the completeness or accuracy of any of the information contained herein, and makes no representations about its suitability for any particular purpose. Users should make their own judgements about those matters and/or seek independent advice. You assume all risks associated with use of the data provided on this page.

Race Results

March 03, 2022, Race 7, RICOH PACE, Distance 2600m, Addington - Survey 3200m

Result	TAB no.	Horse (Barrier)	2200m to	2000m to	1800m to	1600m to	1400m to	1200m to	1000m to	800m to	600m to	400m to	200m to	Total or	Margin
8th	8	Get Back (7)	2000m	1800m	1600m	1400m	1200m	1000m	800m	600m	400m	200m	WP	Average	
		Position in running (margin)	5(12.3)	5(10.9)	5(8.1)	4(4.3)	3(3.5)	3(3.4)	3(3.2)	2(1.7)	2(0.6)	2(1.5)	4(2.6)		7.70
		Sectional time (s)	15.65	15.50	15.90	15.97	15.54	16.05	15.69	14.65	15.04	14.19	14.59		
		Cumulative time (s)	168.77	153.12	137.62	121.72	105.75	90.21	74.16	58.47	43.82	28.78	14.59	3:21.67	
		Speed (m/s)	12.78	12.90	12.58	12.52	12.87	12.46	12.75	13.65	13.30	14.09	13.71	12.89	
		Stride length (m)	6.03	6.05	5.99	5.98	6.16	6.01	6.02	6.42	6.23	6.34	6.36	6.08	
		Stride duration (s)	0.472	0.469	0.476	0.477	0.479	0.482	0.472	0.470	0.469	0.450	0.464	0.471	
		Stride efficiency (%)	56.81	57.25	56.00	55.84	59.38	56.43	56.60	64.40	60.74	62.81	63.24	57.74	
		Stride count	33.17	33.04	33.41	33.46	32.45	33.28	33.23	31.15	32.08	31.55	31.44	427.74	



Note: Horizontal distance axis grid lines are 200m furlongs.

Disclaimer.

HRNZ and NZMTC and Thoroughbred Ratings Pty Ltd accepts no responsibility for the completeness or accuracy of any of the information contained herein, and makes no representations about its suitability for any particular purpose. Users should make their own judgements about those matters and/or seek independent advice. You assume all risks associated with use of the data provided on this page.



Race Results



March 03, 2022, Race 7, RICOH PACE, Distance 2600m, Addington - Survey 3200m

Result	TAB no.	Horse (Barrier)	2600 to	2400m to
9th	3	Bolzano (3)	2400m	2200m
		Position in running (margin)	-	7(13.0)
		Sectional time (s)	18.59	15.02
		Cumulative time (s)	202.11	183.52
		Speed (m/s)	10.76	13.32
		Stride length (m)	5.05	6.14
		Stride duration (s)	0.443	0.461
		Stride efficiency (%)	39.85	58.95
		Stride count	39.60	32.56

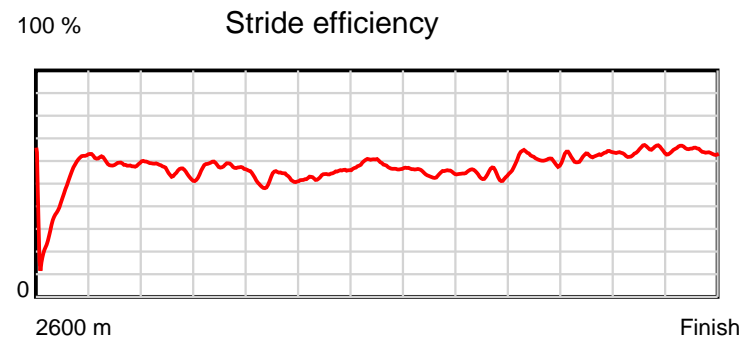
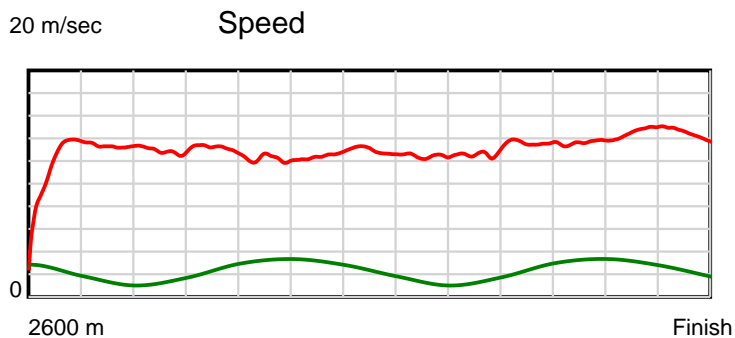
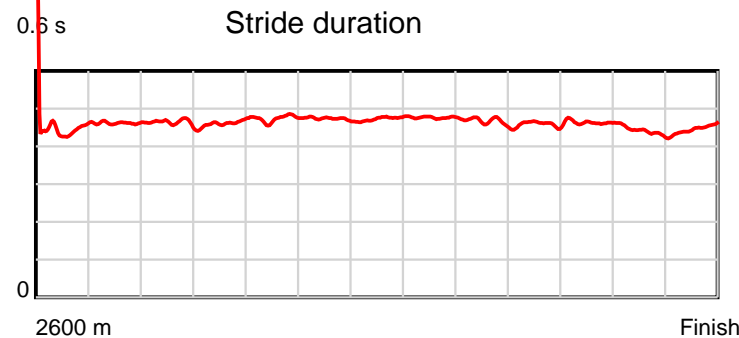
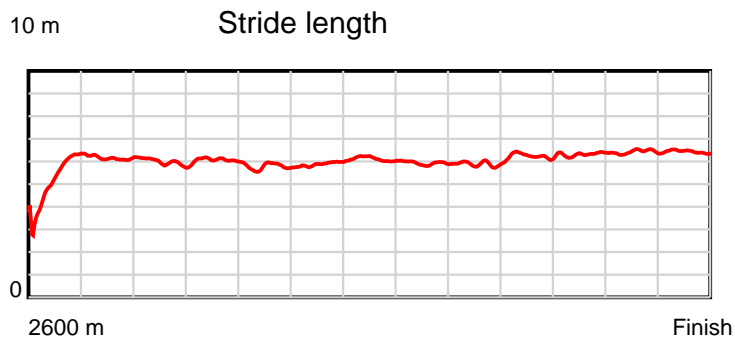
Disclaimer.

HRNZ and NZMTC and Thoroughbred Ratings Pty Ltd accepts no responsibility for the completeness or accuracy of any of the information contained herein, and makes no representations about its suitability for any particular purpose. Users should make their own judgements about those matters and/or seek independent advice. You assume all risks associated with use of the data provided on this page.

Race Results

March 03, 2022, Race 7, RICOH PACE, Distance 2600m, Addington - Survey 3200m

Result	TAB no.	Horse (Barrier)	2200m to	2000m to	1800m to	1600m to	1400m to	1200m to	1000m to	800m to	600m to	400m to	200m to	Total or	Margin
9th	3	Bolzano (3)	2000m	1800m	1600m	1400m	1200m	1000m	800m	600m	400m	200m	WP	Average	
		Position in running (margin)	6(14.0)	6(12.6)	6(8.5)	8(8.3)	8(8.0)	8(8.5)	8(8.2)	8(8.0)	9(7.7)	9(8.0)	9(7.5)		10.20
		Sectional time (s)	15.66	15.28	16.49	16.04	15.64	16.05	15.89	14.79	14.95	13.92	13.79		
		Cumulative time (s)	168.50	152.84	137.56	121.07	105.03	89.39	73.34	57.45	42.66	27.71	13.79	3:22.11	
		Speed (m/s)	12.77	13.09	12.13	12.47	12.79	12.46	12.59	13.52	13.38	14.37	14.50	12.86	
		Stride length (m)	5.92	6.03	5.75	5.90	6.05	5.93	5.87	6.20	6.20	6.31	6.51	5.97	
		Stride duration (s)	0.463	0.461	0.474	0.473	0.473	0.476	0.467	0.458	0.464	0.439	0.449	0.464	
		Stride efficiency (%)	54.72	56.82	51.60	54.42	57.16	55.04	53.85	60.06	60.12	62.17	66.20	55.67	
		Stride count	33.80	33.17	34.80	33.89	33.07	33.70	34.07	32.26	32.24	31.71	30.73	435.60	



Note: Horizontal distance axis grid lines are 200m furlongs.

Disclaimer.

HRNZ and NZMTC and Thoroughbred Ratings Pty Ltd accepts no responsibility for the completeness or accuracy of any of the information contained herein, and makes no representations about its suitability for any particular purpose. Users should make their own judgements about those matters and/or seek independent advice. You assume all risks associated with use of the data provided on this page.



Race Results



March 03, 2022, Race 8, DUNSTAN HORSEFEEDS HANDICAP TROT, Distance 2600m, Addington - Survey 3200m

Result	TAB no.	Horse (Barrier)	2600 to	2400m to
1st	10	Test The Bound... (7)	2400m	2200m
		Position in running (margin)	-	9(16.0)
		Sectional time (s)	19.60	16.37
		Cumulative time (s)	206.20	186.60
		Speed (m/s)	10.21	12.22
		Stride length (m)	5.97	6.23
		Stride duration (s)	0.501	0.510
		Stride efficiency (%)	55.63	60.60
		Stride count	33.52	32.12

Disclaimer.

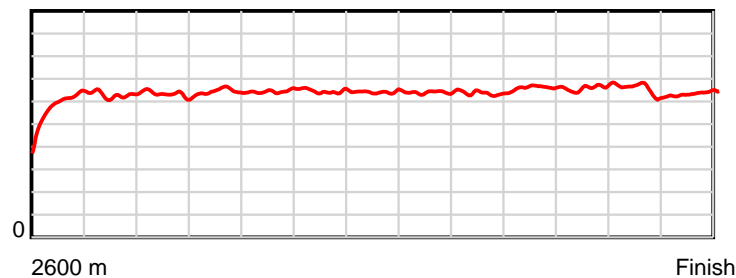
HRNZ and NZMTC and Thoroughbred Ratings Pty Ltd accepts no responsibility for the completeness or accuracy of any of the information contained herein, and makes no representations about its suitability for any particular purpose. Users should make their own judgements about those matters and/or seek independent advice. You assume all risks associated with use of the data provided on this page.

Race Results

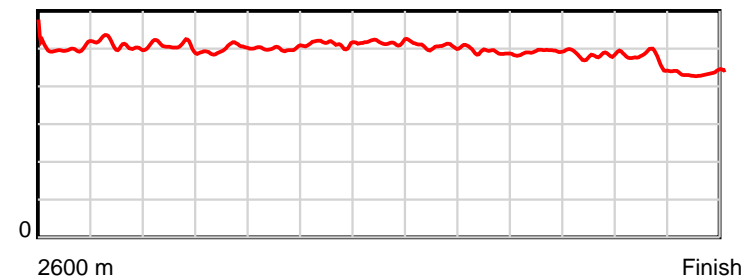
March 03, 2022, Race 8, DUNSTAN HORSEFEEDS HANDICAP TROT, Distance 2600m, Addington - Survey 3200m

Result	TAB no.	Horse (Barrier)	2200m to	2000m to	1800m to	1600m to	1400m to	1200m to	1000m to	800m to	600m to	400m to	200m to	Total or	Margin
1st	10	Test The Bound... (7)	2000m	1800m	1600m	1400m	1200m	1000m	800m	600m	400m	200m	WP	Average	
		Position in running (margin)	9(14.5)	9(11.8)	9(12.8)	9(9.9)	8(8.4)	7(7.2)	7(5.6)	7(5.1)	6(4.8)	6(4.3)	5(3.8)		0.00
		Sectional time (s)	16.41	15.50	15.93	16.14	16.10	16.06	15.81	14.94	14.95	14.62	13.77		
		Cumulative time (s)	170.23	153.82	138.32	122.39	106.25	90.15	74.09	58.28	43.34	28.39	13.77	3:26.20	
		Speed (m/s)	12.19	12.90	12.55	12.39	12.42	12.45	12.65	13.39	13.38	13.68	14.52	12.61	
		Stride length (m)	6.19	6.44	6.28	6.36	6.42	6.31	6.20	6.61	6.46	6.40	6.30	6.32	
		Stride duration (s)	0.508	0.499	0.500	0.513	0.517	0.507	0.490	0.494	0.483	0.468	0.434	0.501	
		Stride efficiency (%)	59.88	64.87	61.71	63.20	64.40	62.18	60.10	68.27	65.27	64.00	62.11	62.37	
		Stride count	32.31	31.04	31.83	31.45	31.15	31.71	32.25	30.26	30.95	31.25	31.72	411.56	

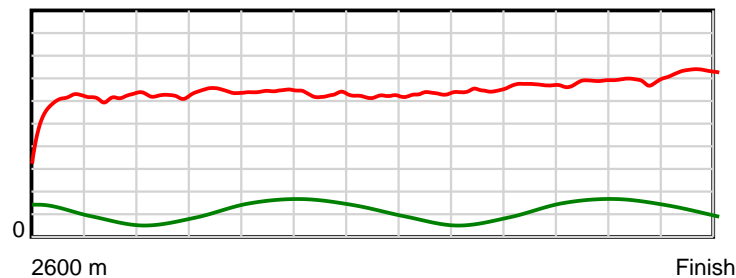
10 m Stride length



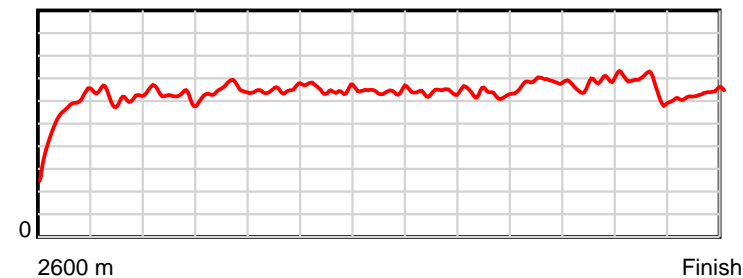
0.6 s Stride duration



20 m/sec Speed



100 % Stride efficiency



Note: Horizontal distance axis grid lines are 200m furlongs.

Disclaimer.

HRNZ and NZMTC and Thoroughbred Ratings Pty Ltd accepts no responsibility for the completeness or accuracy of any of the information contained herein, and makes no representations about its suitability for any particular purpose. Users should make their own judgements about those matters and/or seek independent advice. You assume all risks associated with use of the data provided on this page.



Race Results



March 03, 2022, Race 8, DUNSTAN HORSEFEEDS HANDICAP TROT, Distance 2600m, Addington - Survey 3200m

Result	TAB no.	Horse (Barrier)	2600 to	2400m to
2nd	4	Ali Lindenny (8)	2400m	2200m
		Position in running (margin)	-	1(0.0)
		Sectional time (s)	17.13	16.62
		Cumulative time (s)	206.28	189.15
		Speed (m/s)	11.68	12.03
		Stride length (m)	5.00	5.38
		Stride duration (s)	0.426	0.447
		Stride efficiency (%)	39.08	45.25
		Stride count	39.99	37.17

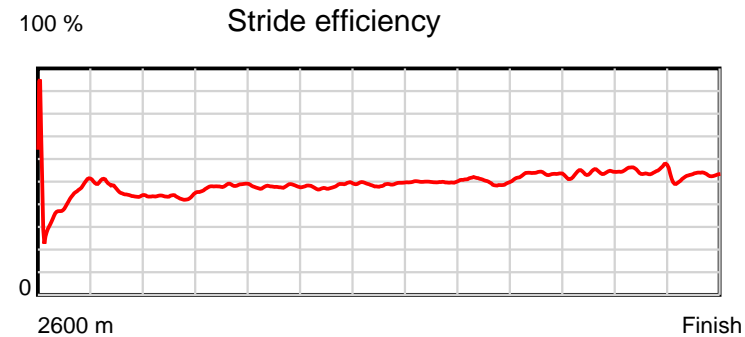
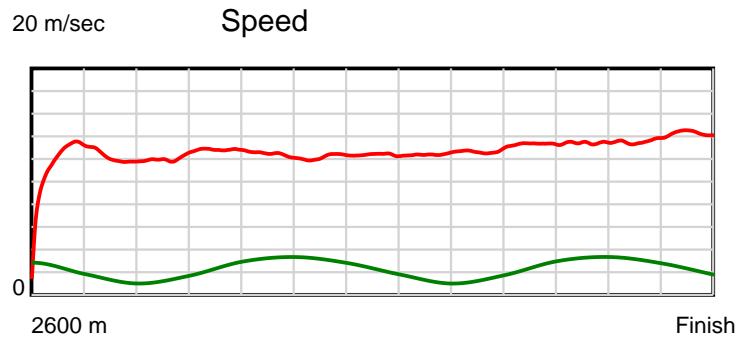
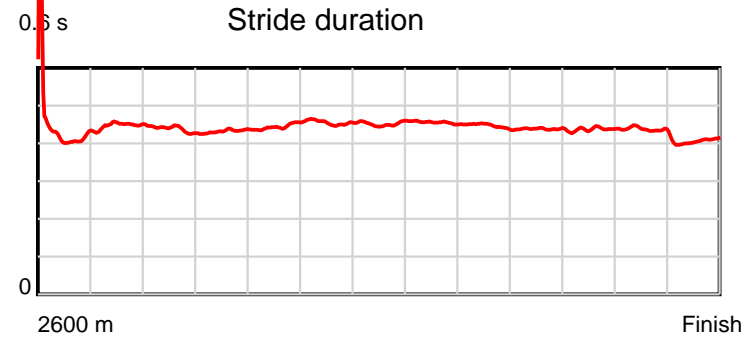
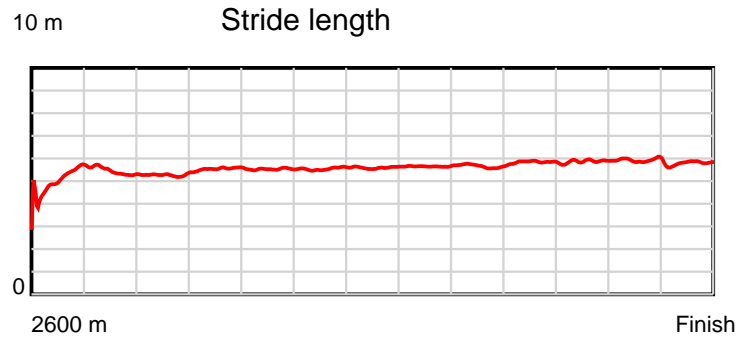
Disclaimer.

HRNZ and NZMTC and Thoroughbred Ratings Pty Ltd accepts no responsibility for the completeness or accuracy of any of the information contained herein, and makes no representations about its suitability for any particular purpose. Users should make their own judgements about those matters and/or seek independent advice. You assume all risks associated with use of the data provided on this page.

Race Results

March 03, 2022, Race 8, DUNSTAN HORSEFEEDS HANDICAP TROT, Distance 2600m, Addington - Survey 3200m

Result	TAB no.	Horse (Barrier)	2200m to	2000m to	1800m to	1600m to	1400m to	1200m to	1000m to	800m to	600m to	400m to	200m to	Total or	Margin
2nd	4	Ali Lindenny (8)	2000m	1800m	1600m	1400m	1200m	1000m	800m	600m	400m	200m	WP	Average	
		Position in running (margin)	1(0.0)	1(0.0)	2(2.1)	2(1.1)	2(1.8)	2(1.5)	2(1.0)	3(1.4)	3(1.7)	3(1.7)	3(1.8)		0.50
		Sectional time (s)	16.86	15.68	16.24	16.50	16.25	16.25	15.97	15.04	15.01	14.73	14.00		
		Cumulative time (s)	172.53	155.67	139.99	123.75	107.25	91.00	74.75	58.78	43.74	28.73	14.00	3:26.28	
		Speed (m/s)	11.86	12.76	12.32	12.12	12.31	12.31	12.52	13.30	13.32	13.58	14.29	12.60	
		Stride length (m)	5.20	5.51	5.47	5.52	5.56	5.60	5.59	5.83	5.82	5.92	5.80	5.54	
		Stride duration (s)	0.438	0.432	0.445	0.455	0.452	0.455	0.446	0.438	0.437	0.436	0.406	0.440	
		Stride efficiency (%)	42.22	47.46	46.83	47.58	48.39	49.09	48.88	53.13	53.01	54.75	52.48	48.02	
		Stride count	38.48	36.29	36.53	36.24	35.94	35.68	35.76	34.30	34.34	33.79	34.51	469.02	



Note: Horizontal distance axis grid lines are 200m furlongs.

Disclaimer.

HRNZ and NZMTC and Thoroughbred Ratings Pty Ltd accepts no responsibility for the completeness or accuracy of any of the information contained herein, and makes no representations about its suitability for any particular purpose. Users should make their own judgements about those matters and/or seek independent advice. You assume all risks associated with use of the data provided on this page.



Race Results



March 03, 2022, Race 8, DUNSTAN HORSEFEEDS HANDICAP TROT, Distance 2600m, Addington - Survey 3200m

Result	TAB no.	Horse (Barrier)	2600 to	2400m to
3rd	2	Vertigo (4)	2400m	2200m
		Position in running (margin)	-	2(1.8)
		Sectional time (s)	17.41	16.55
		Cumulative time (s)	206.34	188.93
		Speed (m/s)	11.49	12.08
		Stride length (m)	5.21	5.62
		Stride duration (s)	0.441	0.465
		Stride efficiency (%)	42.50	49.42
		Stride count	38.35	35.56

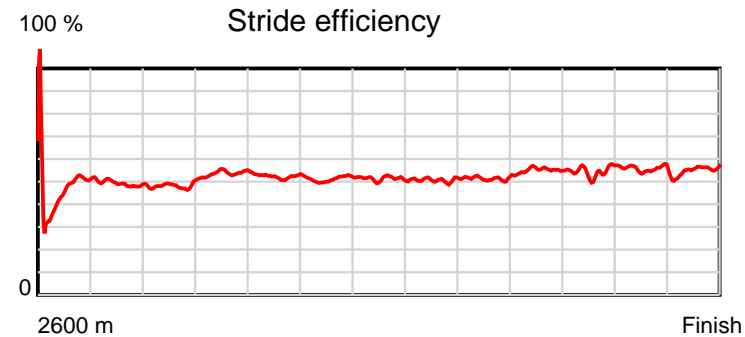
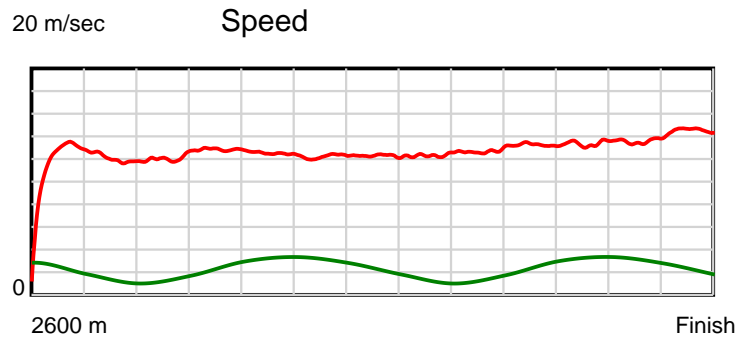
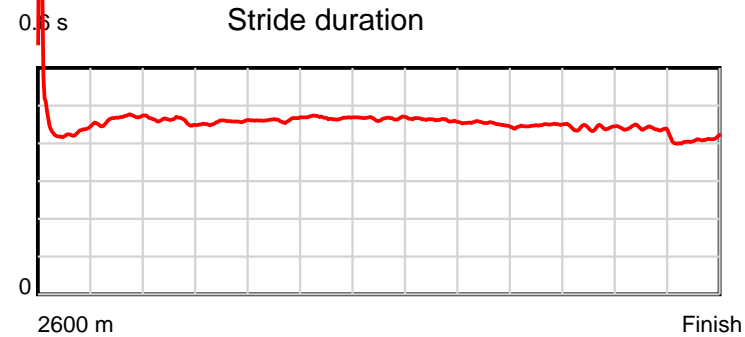
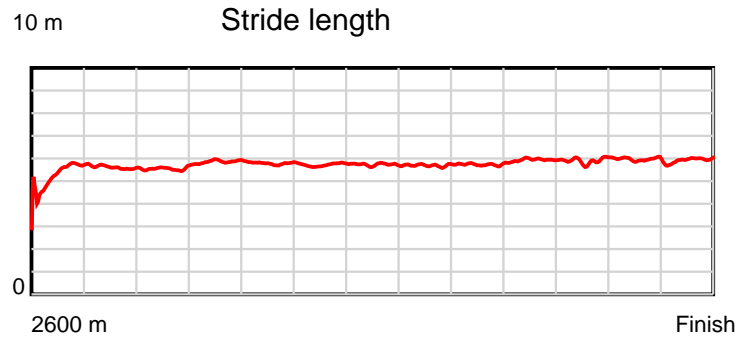
Disclaimer.

HRNZ and NZMTC and Thoroughbred Ratings Pty Ltd accepts no responsibility for the completeness or accuracy of any of the information contained herein, and makes no representations about its suitability for any particular purpose. Users should make their own judgements about those matters and/or seek independent advice. You assume all risks associated with use of the data provided on this page.

Race Results

March 03, 2022, Race 8, DUNSTAN HORSEFEEDS HANDICAP TROT, Distance 2600m, Addington - Survey 3200m

Result	TAB no.	Horse (Barrier)	2200m to	2000m to	1800m to	1600m to	1400m to	1200m to	1000m to	800m to	600m to	400m to	200m to	Total or	Margin
3rd	2	Vertigo (4)	2000m	1800m	1600m	1400m	1200m	1000m	800m	600m	400m	200m	WP	Average	
		Position in running (margin)	2(1.4)	3(2.2)	3(3.6)	3(3.9)	4(4.9)	4(4.2)	4(2.7)	5(3.3)	5(3.3)	5(4.1)	6(4.2)		0.80
		Sectional time (s)	16.99	15.56	16.47	16.56	16.19	16.07	15.99	15.00	15.15	14.71	13.69		
		Cumulative time (s)	172.38	155.39	139.83	123.36	106.80	90.61	74.54	58.55	43.55	28.40	13.69	3:26.34	
		Speed (m/s)	11.77	12.85	12.14	12.08	12.35	12.45	12.51	13.33	13.20	13.60	14.61	12.60	
		Stride length (m)	5.42	5.86	5.62	5.65	5.76	5.74	5.65	5.98	5.83	5.93	5.99	5.70	
		Stride duration (s)	0.461	0.456	0.462	0.468	0.466	0.461	0.451	0.449	0.442	0.436	0.410	0.453	
		Stride efficiency (%)	45.92	53.71	49.27	49.92	51.83	51.49	49.82	55.88	53.11	54.91	56.06	50.85	
		Stride count	36.90	34.11	35.62	35.38	34.73	34.84	35.42	33.44	34.31	33.74	33.39	455.79	



Note: Horizontal distance axis grid lines are 200m furlongs.

Disclaimer.

HRNZ and NZMTC and Thoroughbred Ratings Pty Ltd accepts no responsibility for the completeness or accuracy of any of the information contained herein, and makes no representations about its suitability for any particular purpose. Users should make their own judgements about those matters and/or seek independent advice. You assume all risks associated with use of the data provided on this page.



Race Results



March 03, 2022, Race 8, DUNSTAN HORSEFEEDS HANDICAP TROT, Distance 2600m, Addington - Survey 3200m

Result	TAB no.	Horse (Barrier)	2600 to	2400m to
4th	7	Magnifique Dim... (1)	2400m	2200m
		Position in running (margin)	-	7(12.2)
		Sectional time (s)	19.24	16.44
		Cumulative time (s)	206.53	187.29
		Speed (m/s)	10.40	12.17
		Stride length (m)	5.54	5.67
		Stride duration (s)	0.456	0.466
		Stride efficiency (%)	47.90	50.17
		Stride count	36.12	35.30

Disclaimer.

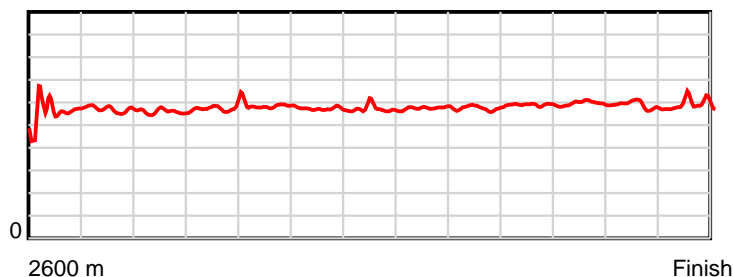
HRNZ and NZMTC and Thoroughbred Ratings Pty Ltd accepts no responsibility for the completeness or accuracy of any of the information contained herein, and makes no representations about its suitability for any particular purpose. Users should make their own judgements about those matters and/or seek independent advice. You assume all risks associated with use of the data provided on this page.

Race Results

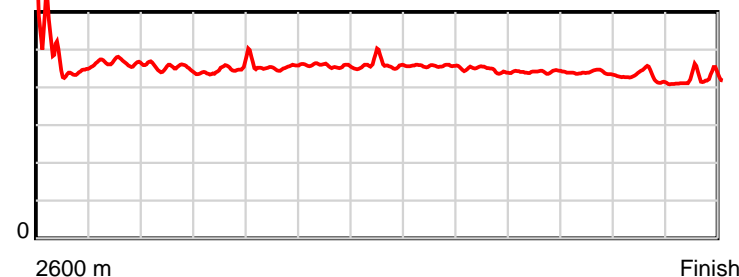
March 03, 2022, Race 8, DUNSTAN HORSEFEEDS HANDICAP TROT, Distance 2600m, Addington - Survey 3200m

Result	TAB no.	Horse (Barrier)	2200m to	2000m to	1800m to	1600m to	1400m to	1200m to	1000m to	800m to	600m to	400m to	200m to	Total or	Margin
4th	7	Magnifique Dim... (1)	2000m	1800m	1600m	1400m	1200m	1000m	800m	600m	400m	200m	WP	Average	
		Position in running (margin)	7(11.1)	7(8.5)	7(9.8)	7(7.2)	5(6.3)	5(4.9)	5(3.8)	4(2.8)	4(2.6)	4(1.8)	4(2.0)		1.80
		Sectional time (s)	16.43	15.55	15.97	16.24	16.08	16.14	15.73	14.96	14.87	14.74	14.14		
		Cumulative time (s)	170.85	154.42	138.87	122.90	106.66	90.58	74.44	58.71	43.75	28.88	14.14	3:26.53	
		Speed (m/s)	12.17	12.86	12.52	12.32	12.44	12.39	12.71	13.37	13.45	13.57	14.14	12.59	
		Stride length (m)	5.51	5.77	5.67	5.62	5.71	5.66	5.67	5.89	5.88	5.79	5.96	5.71	
		Stride duration (s)	0.453	0.448	0.452	0.456	0.459	0.456	0.446	0.441	0.437	0.427	0.421	0.454	
		Stride efficiency (%)	47.42	51.94	50.17	49.30	50.97	49.98	50.23	54.23	54.07	52.36	55.46	51.01	
		Stride count	36.30	34.69	35.30	35.61	35.02	35.37	35.28	33.95	34.00	34.55	33.57	455.06	

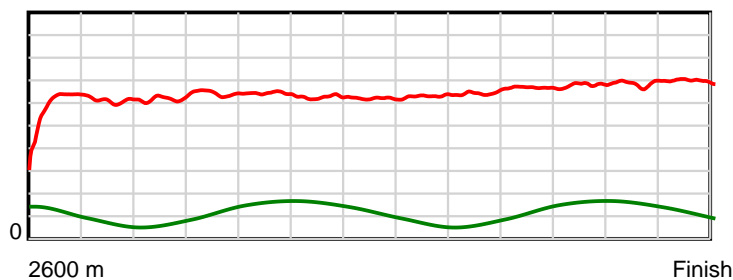
10 m Stride length



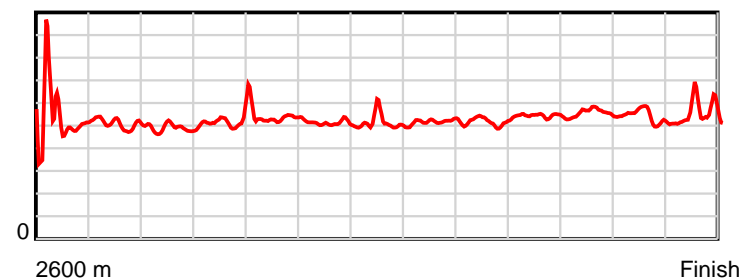
0.6 s Stride duration



20 m/sec Speed



100 % Stride efficiency



Note: Horizontal distance axis grid lines are 200m furlongs.

Disclaimer.

HRNZ and NZMTC and Thoroughbred Ratings Pty Ltd accepts no responsibility for the completeness or accuracy of any of the information contained herein, and makes no representations about its suitability for any particular purpose. Users should make their own judgements about those matters and/or seek independent advice. You assume all risks associated with use of the data provided on this page.



Race Results



March 03, 2022, Race 8, DUNSTAN HORSEFEEDS HANDICAP TROT, Distance 2600m, Addington - Survey 3200m

Result	TAB no.	Horse (Barrier)	2600 to	2400m to
5th	3	Boss Kenny (5)	2400m	2200m
		Position in running (margin)	-	4(5.8)
		Sectional time (s)	17.93	16.48
		Cumulative time (s)	206.57	188.64
		Speed (m/s)	11.16	12.14
		Stride length (m)	5.38	5.89
		Stride duration (s)	0.478	0.485
		Stride efficiency (%)	45.23	54.19
		Stride count	37.18	33.96

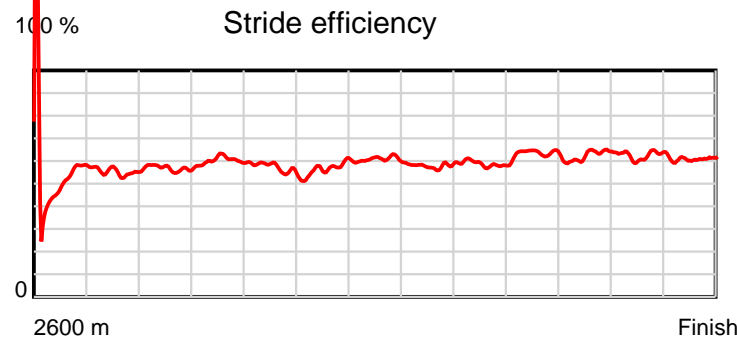
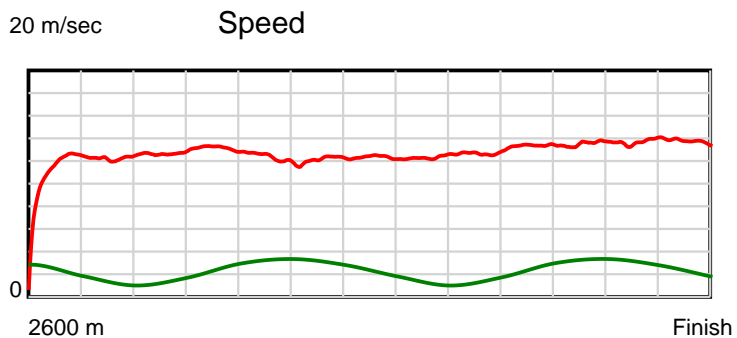
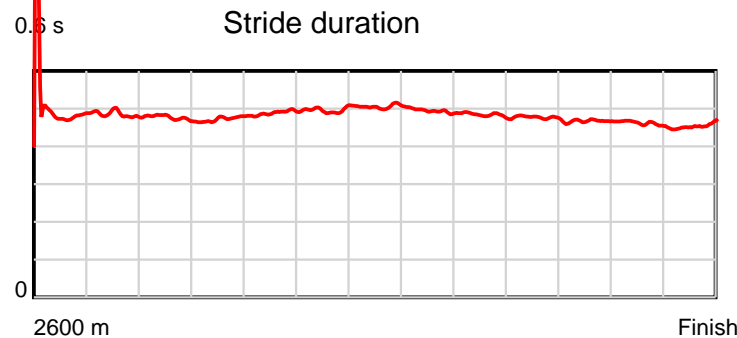
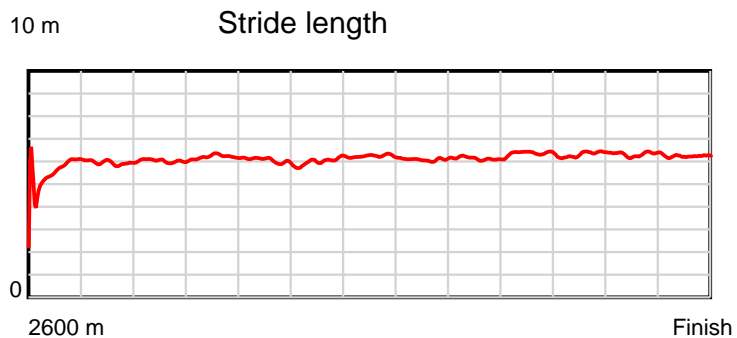
Disclaimer.

HRNZ and NZMTC and Thoroughbred Ratings Pty Ltd accepts no responsibility for the completeness or accuracy of any of the information contained herein, and makes no representations about its suitability for any particular purpose. Users should make their own judgements about those matters and/or seek independent advice. You assume all risks associated with use of the data provided on this page.

Race Results

March 03, 2022, Race 8, DUNSTAN HORSEFEEDS HANDICAP TROT, Distance 2600m, Addington - Survey 3200m

Result	TAB no.	Horse (Barrier)	2200m to	2000m to	1800m to	1600m to	1400m to	1200m to	1000m to	800m to	600m to	400m to	200m to	Total or	Margin
5th	3	Boss Kenny (5)	2000m	1800m	1600m	1400m	1200m	1000m	800m	600m	400m	200m	WP	Average	
		Position in running (margin)	4(4.9)	2(0.5)	1(0.0)	1(0.0)	1(0.0)	1(0.0)	1(0.0)	1(0.0)	1(0.0)	1(0.0)	2(0.6)		2.10
		Sectional time (s)	16.13	15.24	16.41	16.39	16.31	16.33	15.89	14.99	15.02	14.81	14.64		
		Cumulative time (s)	172.16	156.03	140.79	124.38	107.99	91.68	75.35	59.46	44.47	29.45	14.64	3:26.57	
		Speed (m/s)	12.40	13.12	12.19	12.20	12.26	12.25	12.59	13.34	13.32	13.50	13.66	12.59	
		Stride length (m)	5.91	6.20	5.96	6.07	6.20	6.04	6.08	6.36	6.22	6.22	6.21	6.05	
		Stride duration (s)	0.476	0.473	0.489	0.497	0.505	0.494	0.483	0.477	0.467	0.461	0.455	0.480	
		Stride efficiency (%)	54.51	60.12	55.47	57.53	60.04	57.09	57.76	63.18	60.41	60.48	60.28	57.13	
		Stride count	33.86	32.25	33.57	32.96	32.27	33.09	32.90	31.45	32.17	32.15	32.20	430.01	



Note: Horizontal distance axis grid lines are 200m furlongs.

Disclaimer.

HRNZ and NZMTC and Thoroughbred Ratings Pty Ltd accepts no responsibility for the completeness or accuracy of any of the information contained herein, and makes no representations about its suitability for any particular purpose. Users should make their own judgements about those matters and/or seek independent advice. You assume all risks associated with use of the data provided on this page.



Race Results



March 03, 2022, Race 8, DUNSTAN HORSEFEEDS HANDICAP TROT, Distance 2600m, Addington - Survey 3200m

Result	TAB no.	Horse (Barrier)	2600 to	2400m to
6th	8	Prince Teka (3)	2400m	2200m
		Position in running (margin)	-	6(9.9)
		Sectional time (s)	18.78	16.51
		Cumulative time (s)	206.63	187.85
		Speed (m/s)	10.65	12.11
		Stride length (m)	7.48	7.36
		Stride duration (s)	0.612	0.608
		Stride efficiency (%)	87.46	84.73
		Stride count	26.73	27.16

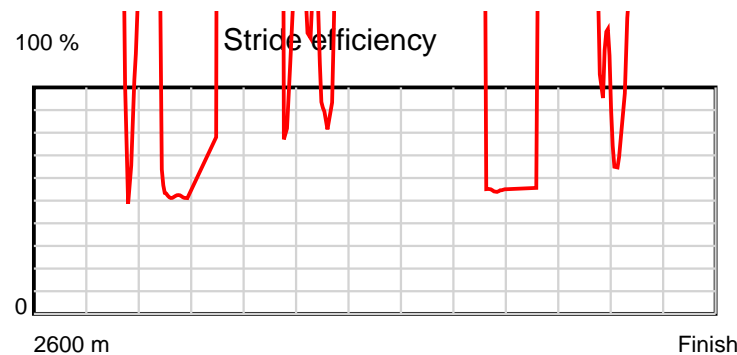
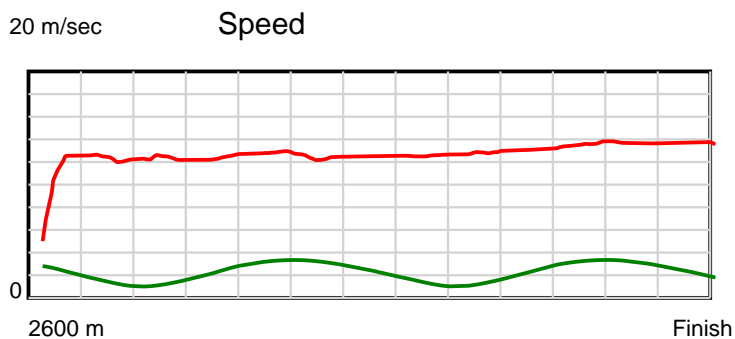
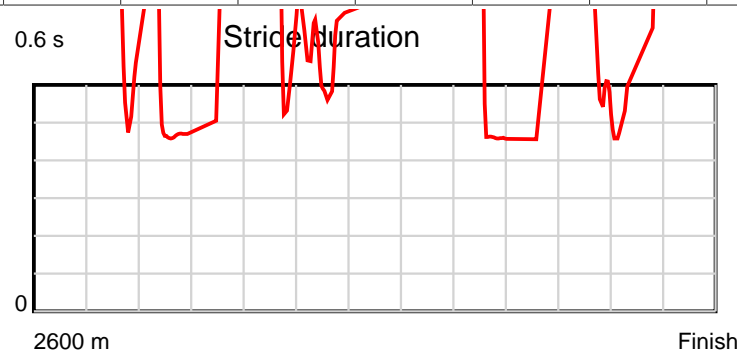
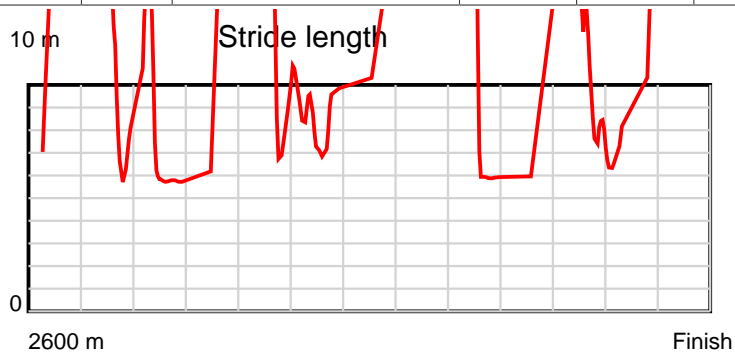
Disclaimer.

HRNZ and NZMTC and Thoroughbred Ratings Pty Ltd accepts no responsibility for the completeness or accuracy of any of the information contained herein, and makes no representations about its suitability for any particular purpose. Users should make their own judgements about those matters and/or seek independent advice. You assume all risks associated with use of the data provided on this page.

Race Results

March 03, 2022, Race 8, DUNSTAN HORSEFEEDS HANDICAP TROT, Distance 2600m, Addington - Survey 3200m

Result	TAB no.	Horse (Barrier)	2200m to	2000m to	1800m to	1600m to	1400m to	1200m to	1000m to	800m to	600m to	400m to	200m to	Total or	Margin
6th	8	Prince Teka (3)	2000m	1800m	1600m	1400m	1200m	1000m	800m	600m	400m	200m	WP	Average	
		Position in running (margin)	6(9.2)	6(7.1)	5(8.2)	5(5.8)	3(4.2)	3(2.9)	3(1.2)	2(1.1)	2(0.9)	2(0.5)	1(0.0)		2.40
		Sectional time (s)	16.52	15.51	16.00	16.13	16.08	16.06	15.86	14.96	14.95	14.63	14.64		
		Cumulative time (s)	171.34	154.82	139.31	123.31	107.18	91.10	75.04	59.18	44.22	29.27	14.64	3:26.63	
		Speed (m/s)	12.11	12.89	12.50	12.40	12.44	12.45	12.61	13.37	13.38	13.67	13.66	12.58	
		Stride length (m)	6.13	16.50	12.39	7.93	48.76	11.88	7.81	12.24	8.27	11.10	23.27	10.25	
		Stride duration (s)	0.507	1.280	0.992	0.640	3.920	0.954	0.619	0.916	0.618	0.812	1.704	0.815	
		Stride efficiency (%)	58.80	425.43	239.94	98.37	3716.00	220.70	95.20	234.22	106.90	192.47	846.33	164.19	
		Stride count	32.61	12.12	16.14	25.21	4.10	16.83	25.62	16.34	24.18	18.02	8.59	253.65	



Note: Horizontal distance axis grid lines are 200m furlongs.

Disclaimer.

HRNZ and NZMTC and Thoroughbred Ratings Pty Ltd accepts no responsibility for the completeness or accuracy of any of the information contained herein, and makes no representations about its suitability for any particular purpose. Users should make their own judgements about those matters and/or seek independent advice. You assume all risks associated with use of the data provided on this page.



Race Results



March 03, 2022, Race 8, DUNSTAN HORSEFEEDS HANDICAP TROT, Distance 2600m, Addington - Survey 3200m

Result	TAB no.	Horse (Barrier)	2600 to	2400m to
7th	1	Bryan Boru (2)	2400m	2200m
		Position in running (margin)	-	3(4.3)
		Sectional time (s)	17.72	16.65
		Cumulative time (s)	207.08	189.36
		Speed (m/s)	11.29	12.01
		Stride length (m)	5.57	5.83
		Stride duration (s)	0.473	0.486
		Stride efficiency (%)	48.41	53.20
		Stride count	35.93	34.28

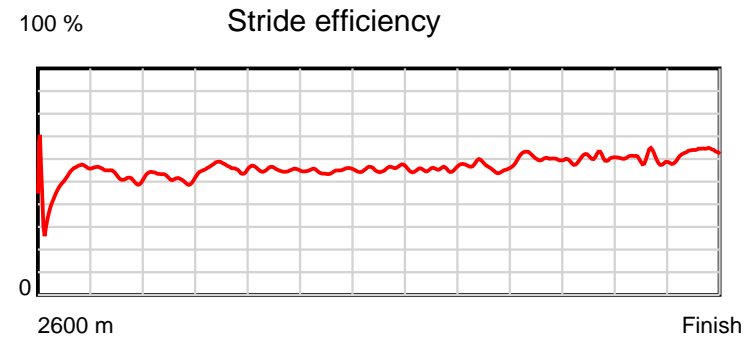
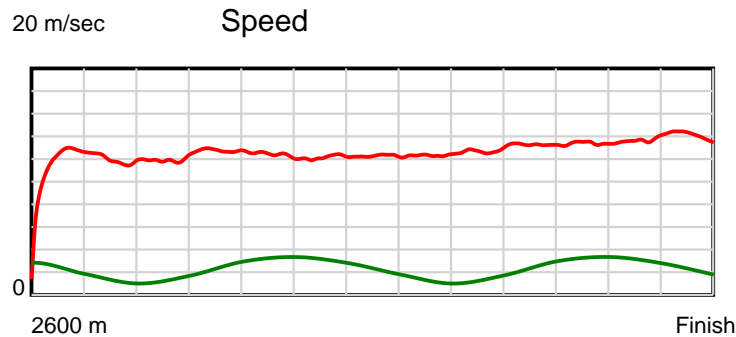
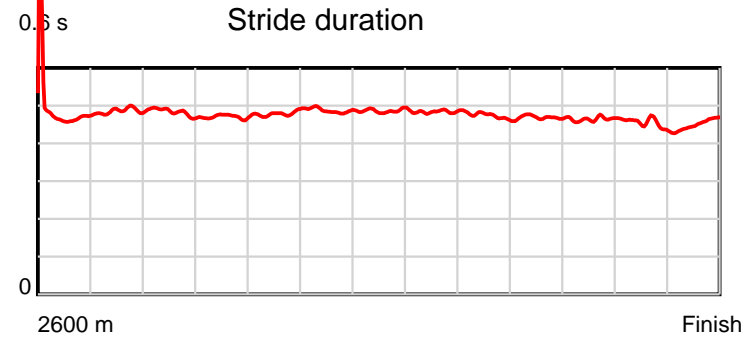
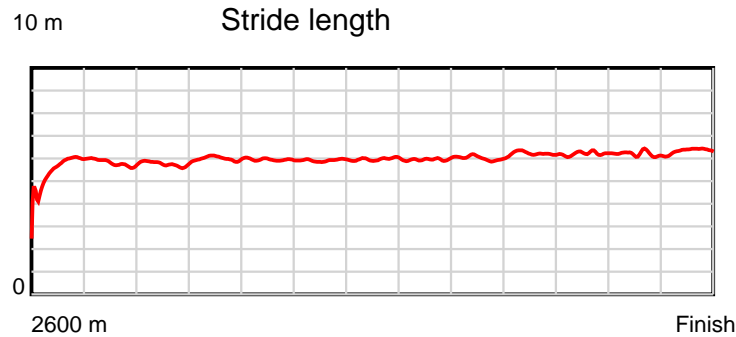
Disclaimer.

HRNZ and NZMTC and Thoroughbred Ratings Pty Ltd accepts no responsibility for the completeness or accuracy of any of the information contained herein, and makes no representations about its suitability for any particular purpose. Users should make their own judgements about those matters and/or seek independent advice. You assume all risks associated with use of the data provided on this page.

Race Results

March 03, 2022, Race 8, DUNSTAN HORSEFEEDS HANDICAP TROT, Distance 2600m, Addington - Survey 3200m

Result	TAB no.	Horse (Barrier)	2200m to	2000m to	1800m to	1600m to	1400m to	1200m to	1000m to	800m to	600m to	400m to	200m to	Total or	Margin
7th	1	Bryan Boru (2)	2000m	1800m	1600m	1400m	1200m	1000m	800m	600m	400m	200m	WP	Average	
		Position in running (margin)	3(4.4)	4(4.4)	4(6.2)	4(5.3)	6(6.3)	6(6.1)	6(4.9)	6(4.9)	7(5.4)	7(5.7)	7(5.5)		4.90
		Sectional time (s)	16.86	15.63	16.26	16.55	16.27	16.14	15.90	15.06	15.06	14.69	14.29		
		Cumulative time (s)	172.71	155.85	140.22	123.96	107.41	91.14	75.00	59.10	44.04	28.98	14.29	3:27.08	
		Speed (m/s)	11.86	12.80	12.30	12.08	12.29	12.39	12.58	13.28	13.28	13.61	14.00	12.56	
		Stride length (m)	5.73	6.02	5.89	5.89	5.98	5.99	5.95	6.23	6.17	6.16	6.33	5.97	
		Stride duration (s)	0.483	0.470	0.479	0.487	0.487	0.484	0.473	0.469	0.464	0.452	0.453	0.476	
		Stride efficiency (%)	51.37	56.59	54.29	54.18	55.91	56.15	55.32	60.70	59.44	59.32	62.68	55.78	
		Stride count	34.88	33.23	33.93	33.97	33.44	33.36	33.61	32.09	32.43	32.46	31.58	435.19	



Note: Horizontal distance axis grid lines are 200m furlongs.

Disclaimer.

HRNZ and NZMTC and Thoroughbred Ratings Pty Ltd accepts no responsibility for the completeness or accuracy of any of the information contained herein, and makes no representations about its suitability for any particular purpose. Users should make their own judgements about those matters and/or seek independent advice. You assume all risks associated with use of the data provided on this page.



Race Results



March 03, 2022, Race 8, DUNSTAN HORSEFEEDS HANDICAP TROT, Distance 2600m, Addington - Survey 3200m

Result	TAB no.	Horse (Barrier)	2600 to	2400m to
8th	5	Awesome Impee (9)	2400m	2200m
		Position in running (margin)	-	5(8.0)
		Sectional time (s)	18.26	16.48
		Cumulative time (s)	207.19	188.93
		Speed (m/s)	10.95	12.14
		Stride length (m)	4.87	5.36
		Stride duration (s)	0.437	0.441
		Stride efficiency (%)	37.07	44.83
		Stride count	41.06	37.34

Disclaimer.

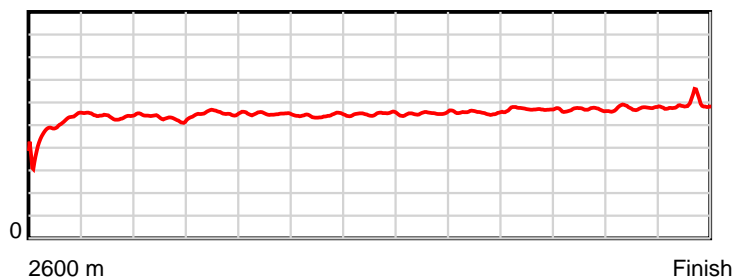
HRNZ and NZMTC and Thoroughbred Ratings Pty Ltd accepts no responsibility for the completeness or accuracy of any of the information contained herein, and makes no representations about its suitability for any particular purpose. Users should make their own judgements about those matters and/or seek independent advice. You assume all risks associated with use of the data provided on this page.

Race Results

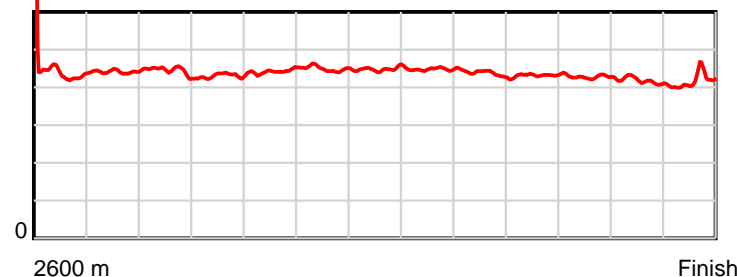
March 03, 2022, Race 8, DUNSTAN HORSEFEEDS HANDICAP TROT, Distance 2600m, Addington - Survey 3200m

Result	TAB no.	Horse (Barrier)	2200m to	2000m to	1800m to	1600m to	1400m to	1200m to	1000m to	800m to	600m to	400m to	200m to	Total or	Margin
8th	5	Awesome Impee (9)	2000m	1800m	1600m	1400m	1200m	1000m	800m	600m	400m	200m	WP	Average	
		Position in running (margin)	5(7.1)	5(7.1)	6(8.5)	6(7.0)	7(8.2)	8(7.8)	8(7.2)	9(7.1)	9(7.7)	9(8.2)	8(6.3)		5.50
		Sectional time (s)	16.86	15.56	16.17	16.58	16.24	16.23	15.88	15.08	15.10	14.39	14.36		
		Cumulative time (s)	172.45	155.59	140.03	123.86	107.28	91.04	74.81	58.93	43.85	28.75	14.36	3:27.19	
		Speed (m/s)	11.86	12.85	12.37	12.06	12.32	12.32	12.59	13.26	13.25	13.90	13.93	12.55	
		Stride length (m)	5.27	5.53	5.47	5.42	5.52	5.52	5.50	5.73	5.67	5.80	5.78	5.49	
		Stride duration (s)	0.444	0.430	0.443	0.449	0.449	0.448	0.437	0.432	0.428	0.417	0.415	0.437	
		Stride efficiency (%)	43.45	47.84	46.82	45.88	47.69	47.66	47.35	51.37	50.19	52.56	52.18	47.03	
		Stride count	37.93	36.15	36.54	36.91	36.20	36.22	36.33	34.88	35.29	34.49	34.61	473.95	

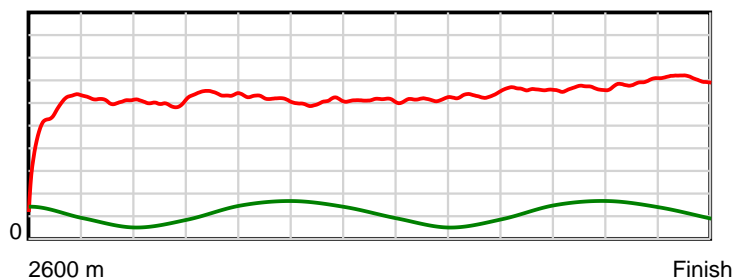
10 m Stride length



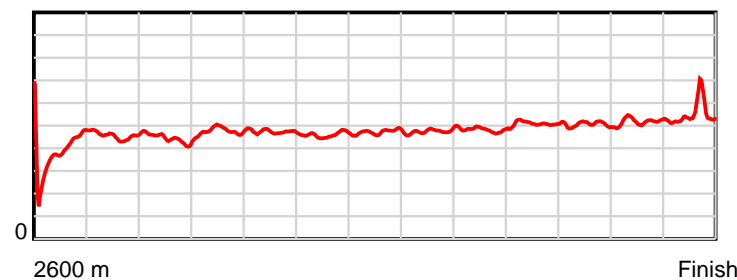
0.6 s Stride duration



20 m/sec Speed



100 % Stride efficiency



Note: Horizontal distance axis grid lines are 200m furlongs.

Disclaimer.

HRNZ and NZMTC and Thoroughbred Ratings Pty Ltd accepts no responsibility for the completeness or accuracy of any of the information contained herein, and makes no representations about its suitability for any particular purpose. Users should make their own judgements about those matters and/or seek independent advice. You assume all risks associated with use of the data provided on this page.



Race Results



March 03, 2022, Race 8, DUNSTAN HORSEFEEDS HANDICAP TROT, Distance 2600m, Addington - Survey 3200m

Result	TAB no.	Horse (Barrier)	2600 to	2400m to
9th	9	Escargo (6)	2400m	2200m
		Position in running (margin)	-	8(13.8)
		Sectional time (s)	19.29	16.33
		Cumulative time (s)	207.43	188.14
		Speed (m/s)	10.37	12.25
		Stride length (m)	5.24	5.39
		Stride duration (s)	0.436	0.440
		Stride efficiency (%)	42.98	45.42
		Stride count	38.13	37.10

Disclaimer.

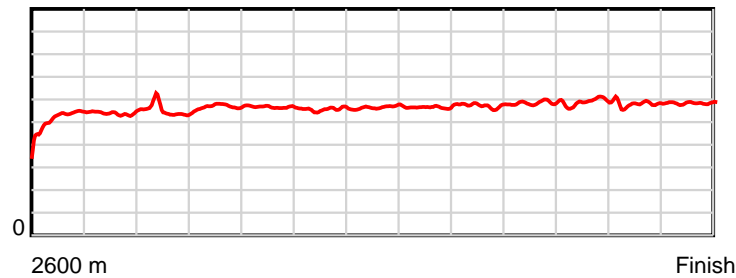
HRNZ and NZMTC and Thoroughbred Ratings Pty Ltd accepts no responsibility for the completeness or accuracy of any of the information contained herein, and makes no representations about its suitability for any particular purpose. Users should make their own judgements about those matters and/or seek independent advice. You assume all risks associated with use of the data provided on this page.

Race Results

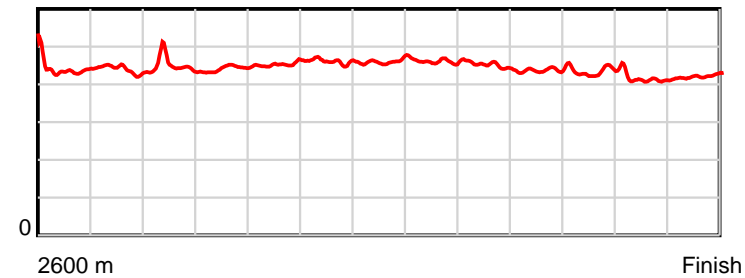
March 03, 2022, Race 8, DUNSTAN HORSEFEEDS HANDICAP TROT, Distance 2600m, Addington - Survey 3200m

Result	TAB no.	Horse (Barrier)	2200m to	2000m to	1800m to	1600m to	1400m to	1200m to	1000m to	800m to	600m to	400m to	200m to	Total or	Margin
9th	9	Escargo (6)	2000m	1800m	1600m	1400m	1200m	1000m	800m	600m	400m	200m	WP	Average	
		Position in running (margin)	8(12.1)	8(9.6)	8(10.8)	8(8.7)	9(10.3)	10(10.1)	10(9.5)	10(9.2)	10(8.4)	10(8.5)	9(7.8)		6.90
		Sectional time (s)	16.46	15.52	16.07	16.66	16.26	16.24	15.84	14.85	15.03	14.60	14.28		
		Cumulative time (s)	171.81	155.35	139.83	123.76	107.10	90.84	74.60	58.76	43.91	28.88	14.28	3:27.43	
		Speed (m/s)	12.15	12.89	12.45	12.00	12.30	12.32	12.63	13.47	13.31	13.70	14.01	12.53	
		Stride length (m)	5.44	5.69	5.64	5.53	5.67	5.67	5.70	5.90	5.78	5.68	5.91	5.63	
		Stride duration (s)	0.448	0.441	0.453	0.460	0.461	0.461	0.451	0.438	0.435	0.414	0.422	0.449	
		Stride efficiency (%)	46.24	50.52	49.71	47.77	50.18	50.30	50.73	54.35	52.25	50.36	54.50	49.48	
		Stride count	36.77	35.17	35.46	36.17	35.29	35.25	35.10	33.91	34.59	35.23	33.86	462.03	

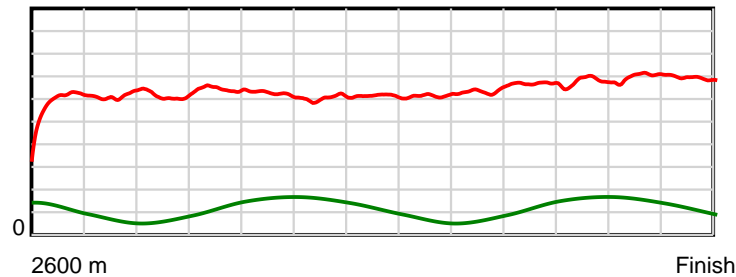
10 m Stride length



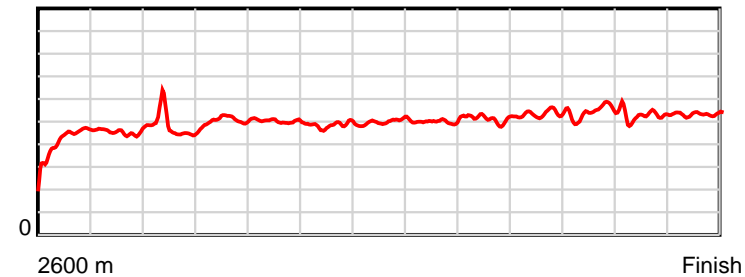
0.6 s Stride duration



20 m/sec Speed



100 % Stride efficiency



Note: Horizontal distance axis grid lines are 200m furlongs.

Disclaimer.

HRNZ and NZMTC and Thoroughbred Ratings Pty Ltd accepts no responsibility for the completeness or accuracy of any of the information contained herein, and makes no representations about its suitability for any particular purpose. Users should make their own judgements about those matters and/or seek independent advice. You assume all risks associated with use of the data provided on this page.



Race Results



March 03, 2022, Race 8, DUNSTAN HORSEFEEDS HANDICAP TROT, Distance 2600m, Addington - Survey 3200m

Result	TAB no.	Horse (Barrier)	2600 to	2400m to
10th	6	Silverlinings (0)	2400m	2200m
		Position in running (margin)	-	10(21.9)
		Sectional time (s)	20.76	15.93
		Cumulative time (s)	210.43	189.67
		Speed (m/s)	9.64	12.55
		Stride length (m)	4.83	5.72
		Stride duration (s)	0.448	0.456
		Stride efficiency (%)	36.48	51.19
		Stride count	41.40	34.95

Disclaimer.

HRNZ and NZMTC and Thoroughbred Ratings Pty Ltd accepts no responsibility for the completeness or accuracy of any of the information contained herein, and makes no representations about its suitability for any particular purpose. Users should make their own judgements about those matters and/or seek independent advice. You assume all risks associated with use of the data provided on this page.

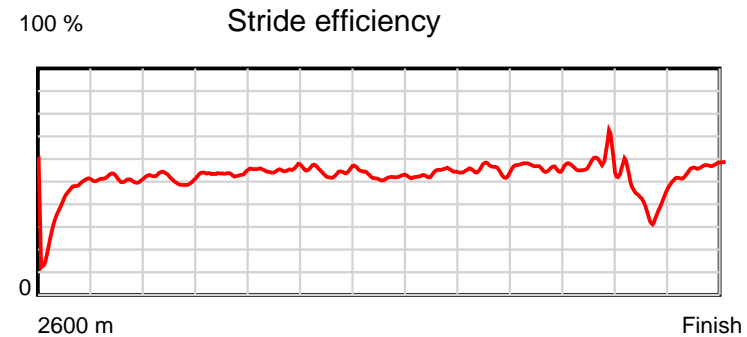
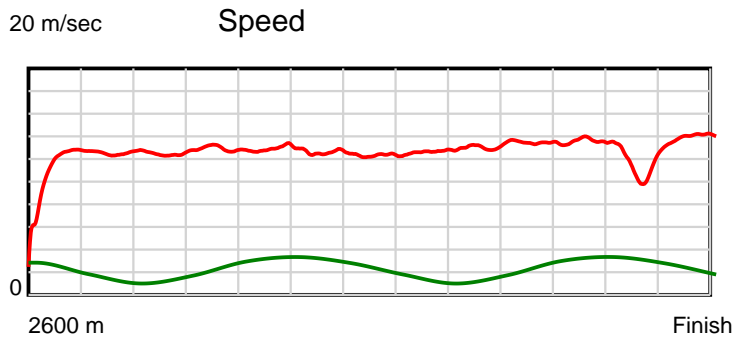
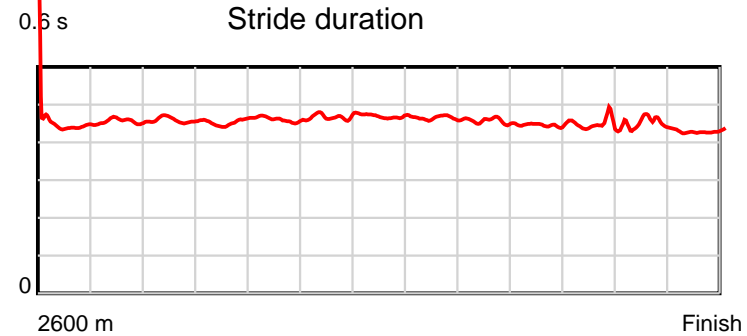
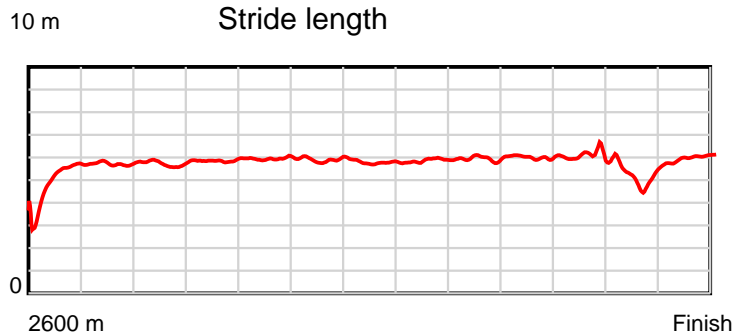


Race Results



March 03, 2022, Race 8, DUNSTAN HORSEFEEDS HANDICAP TROT, Distance 2600m, Addington - Survey 3200m

Result	TAB no.	Horse (Barrier)	2200m to	2000m to	1800m to	1600m to	1400m to	1200m to	1000m to	800m to	600m to	400m to	200m to	Total or	Margin
10th	6	Silverlinings (0)	2000m	1800m	1600m	1400m	1200m	1000m	800m	600m	400m	200m	WP	Average	
		Position in running (margin)	10(17.7)	10(14.0)	10(14.8)	10(12.6)	10(11.1)	9(9.7)	9(7.7)	8(6.9)	8(6.2)	8(7.0)	10(25.1)		23.50
		Sectional time (s)	16.24	15.47	16.03	16.14	16.08	15.99	15.76	14.88	15.15	17.72	14.28		
		Cumulative time (s)	173.74	157.50	142.03	126.00	109.86	93.78	77.79	62.03	47.15	32.00	14.28	3:30.43	
		Speed (m/s)	12.32	12.93	12.48	12.39	12.44	12.51	12.69	13.44	13.20	11.29	14.01	12.36	
		Stride length (m)	5.65	5.86	5.75	5.81	5.83	5.81	5.79	6.00	5.86	5.08	6.01	5.67	
		Stride duration (s)	0.459	0.453	0.461	0.469	0.469	0.465	0.456	0.447	0.444	0.450	0.429	0.459	
		Stride efficiency (%)	49.91	53.64	51.60	52.72	53.11	52.74	52.36	56.29	53.63	40.25	56.47	50.24	
		Stride count	35.39	34.14	34.80	34.43	34.31	34.43	34.55	33.32	34.14	39.41	33.27	458.54	



Note: Horizontal distance axis grid lines are 200m furlongs.

Disclaimer.

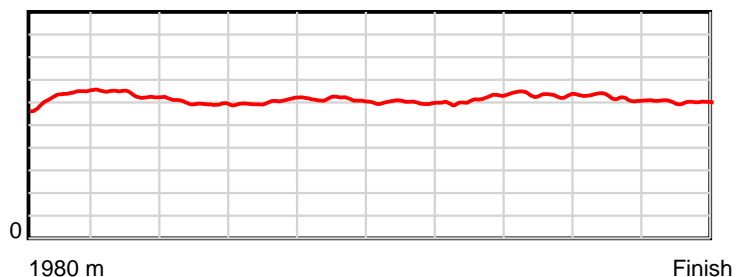
HRNZ and NZMTC and Thoroughbred Ratings Pty Ltd accepts no responsibility for the completeness or accuracy of any of the information contained herein, and makes no representations about its suitability for any particular purpose. Users should make their own judgements about those matters and/or seek independent advice. You assume all risks associated with use of the data provided on this page.

Race Results

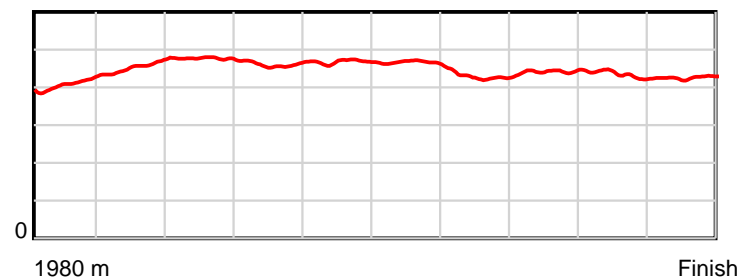
March 03, 2022, Race 9, FIRST DIRECT TAXIS MOBILE PACE, Distance 1980m, Addington - Survey 1980m

Result	TAB no.	Horse (Barrier)	1980 to	1800m to	1600m to	1400m to	1200m to	1000m to	800m to	600m to	400m to	200m to	Total or	Margin
1st	6	Cloudy Bay (6)	1800m	1600m	1400m	1200m	1000m	800m	600m	400m	200m	WP	Average	
		Position in running (margin)	-	2(0.4)	1(0.0)	1(0.0)	1(0.0)	1(0.0)	1(0.0)	1(0.0)	3(0.4)	1(0.0)		0.00
		Sectional time (s)	11.81	15.00	15.87	15.34	15.16	15.80	13.99	14.27	13.79	14.05		
		Cumulative time (s)	145.08	133.27	118.27	102.40	87.06	71.90	56.10	42.11	27.84	14.05	2:25.08	
		Speed (m/s)	15.24	13.33	12.60	13.04	13.19	12.66	14.30	14.02	14.50	14.23	13.65	
		Stride length (m)	6.25	6.06	6.00	6.01	6.17	5.89	6.12	6.20	6.28	6.07	6.10	
		Stride duration (s)	0.409	0.455	0.476	0.461	0.468	0.465	0.428	0.442	0.433	0.426	0.447	
		Stride efficiency (%)	61.06	57.47	56.28	56.45	59.55	54.20	58.57	60.04	61.63	57.49	58.18	
		Stride count	28.80	32.98	33.33	33.27	32.40	33.96	32.67	32.27	31.85	32.97	324.50	

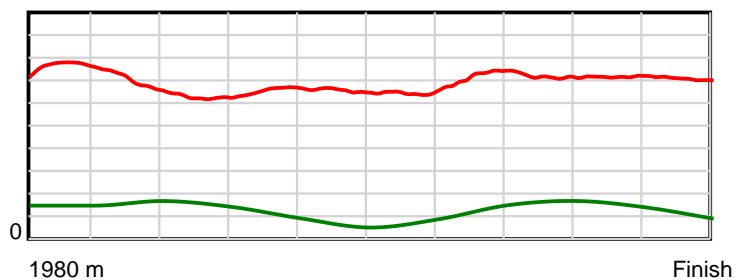
10 m Stride length



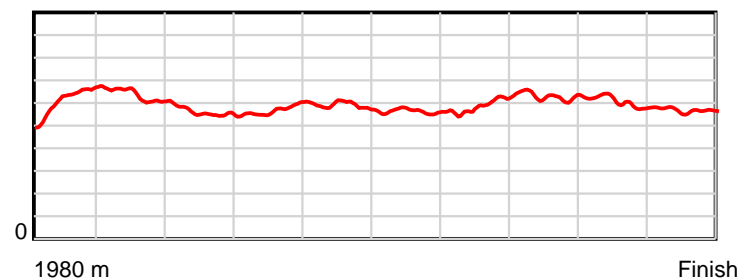
0.6 s Stride duration



20 m/sec Speed



100 % Stride efficiency



Note: Horizontal distance axis grid lines are 200m furlongs.

Disclaimer.

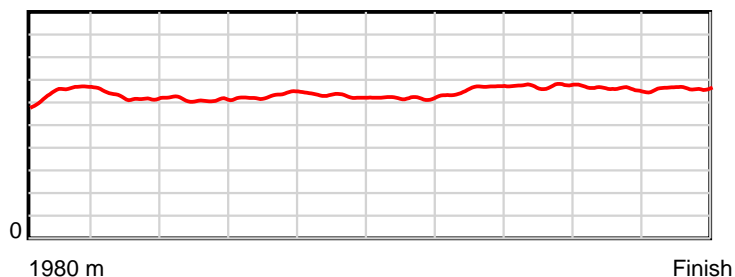
HRNZ and NZMTC and Thoroughbred Ratings Pty Ltd accepts no responsibility for the completeness or accuracy of any of the information contained herein, and makes no representations about its suitability for any particular purpose. Users should make their own judgements about those matters and/or seek independent advice. You assume all risks associated with use of the data provided on this page.

Race Results

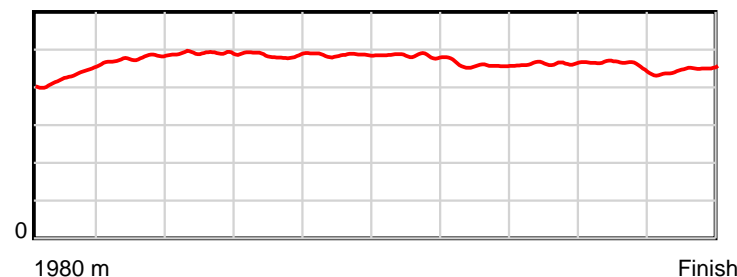
March 03, 2022, Race 9, FIRST DIRECT TAXIS MOBILE PACE, Distance 1980m, Addington - Survey 1980m

Result	TAB no.	Horse (Barrier)	1980 to	1800m to	1600m to	1400m to	1200m to	1000m to	800m to	600m to	400m to	200m to	Total or	Margin
2nd	3	Yorokobi (3)	1800m	1600m	1400m	1200m	1000m	800m	600m	400m	200m	WP	Average	
		Position in running (margin)	-	3(0.7)	3(3.3)	3(3.6)	5(3.7)	4(4.4)	5(3.8)	7(3.3)	8(3.4)	6(3.0)		0.10
		Sectional time (s)	11.91	15.49	15.93	15.36	15.27	15.69	13.91	14.23	13.79	13.51		
		Cumulative time (s)	145.09	133.18	117.69	101.76	86.40	71.13	55.44	41.53	27.30	13.51	2:25.09	
		Speed (m/s)	15.11	12.91	12.55	13.02	13.10	12.75	14.38	14.05	14.50	14.80	13.65	
		Stride length (m)	6.49	6.17	6.16	6.32	6.36	6.17	6.59	6.51	6.67	6.62	6.40	
		Stride duration (s)	0.428	0.478	0.491	0.486	0.486	0.484	0.459	0.463	0.460	0.447	0.469	
		Stride efficiency (%)	65.72	59.45	59.30	62.50	63.23	59.39	67.92	66.18	69.44	68.52	63.98	
		Stride count	27.76	32.43	32.47	31.62	31.44	32.44	30.34	30.73	30.00	30.20	309.43	

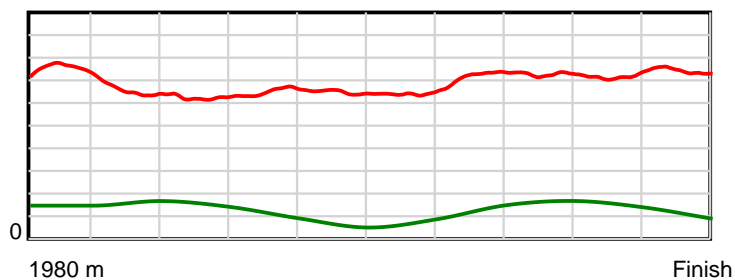
10 m Stride length



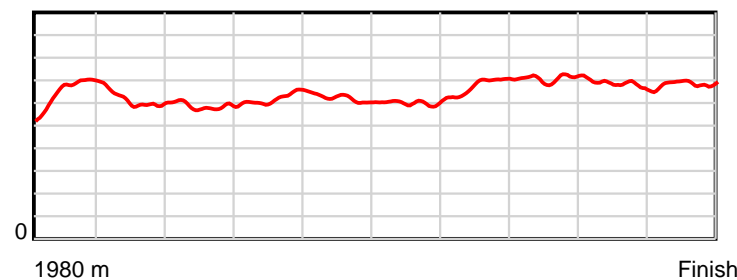
0.6 s Stride duration



20 m/sec Speed



100 % Stride efficiency



Note: Horizontal distance axis grid lines are 200m furlongs.

Disclaimer.

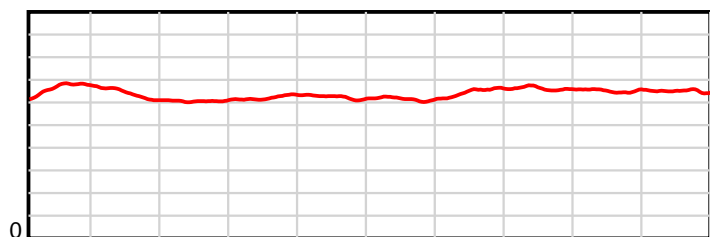
HRNZ and NZMTC and Thoroughbred Ratings Pty Ltd accepts no responsibility for the completeness or accuracy of any of the information contained herein, and makes no representations about its suitability for any particular purpose. Users should make their own judgements about those matters and/or seek independent advice. You assume all risks associated with use of the data provided on this page.

Race Results

March 03, 2022, Race 9, FIRST DIRECT TAXIS MOBILE PACE, Distance 1980m, Addington - Survey 1980m

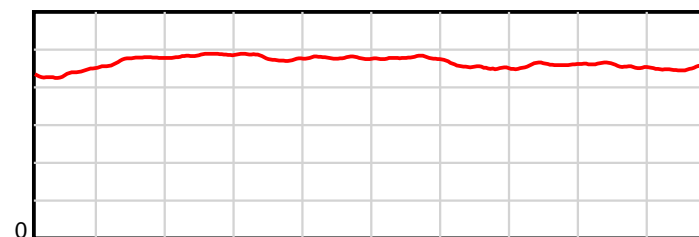
Result	TAB no.	Horse (Barrier)	1980 to	1800m to	1600m to	1400m to	1200m to	1000m to	800m to	600m to	400m to	200m to	Total or	Margin
3rd	5	Peraki Seelste... (5)	1800m	1600m	1400m	1200m	1000m	800m	600m	400m	200m	WP	Average	
		Position in running (margin)	-	1(0.0)	2(0.4)	2(1.4)	2(1.5)	3(2.6)	2(1.8)	3(1.7)	2(0.4)	2(1.0)		0.20
		Sectional time (s)	11.83	15.13	16.04	15.35	15.34	15.67	13.98	13.99	13.95	13.84		
		Cumulative time (s)	145.12	133.29	118.16	102.12	86.77	71.43	55.76	41.78	27.79	13.84	2:25.12	
		Speed (m/s)	15.21	13.22	12.47	13.03	13.04	12.76	14.31	14.30	14.34	14.45	13.64	
		Stride length (m)	6.67	6.26	6.05	6.23	6.24	6.10	6.48	6.58	6.56	6.49	6.36	
		Stride duration (s)	0.437	0.474	0.485	0.478	0.478	0.478	0.453	0.460	0.458	0.449	0.466	
		Stride efficiency (%)	69.62	61.26	57.26	60.59	60.85	58.07	65.59	67.67	67.23	65.87	63.14	
		Stride count	26.97	31.94	33.04	32.12	32.05	32.81	30.87	30.39	30.49	30.81	311.49	

10 m Stride length



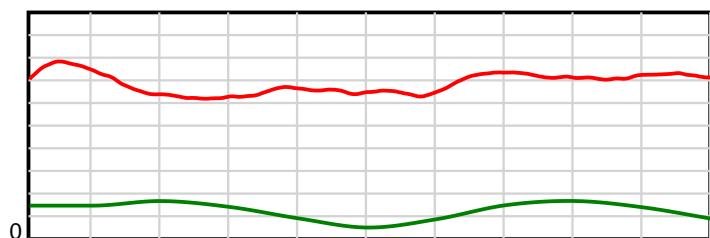
1980 m Finish

0.6 s Stride duration



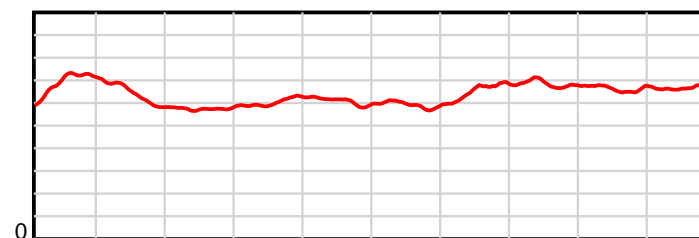
1980 m Finish

20 m/sec Speed



1980 m Finish

100 % Stride efficiency



1980 m Finish

Note: Horizontal distance axis grid lines are 200m furlongs.

Disclaimer.

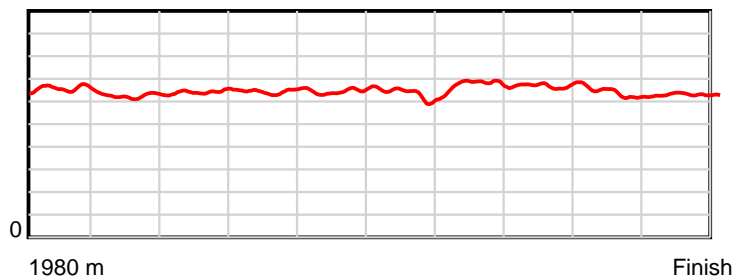
HRNZ and NZMTC and Thoroughbred Ratings Pty Ltd accepts no responsibility for the completeness or accuracy of any of the information contained herein, and makes no representations about its suitability for any particular purpose. Users should make their own judgements about those matters and/or seek independent advice. You assume all risks associated with use of the data provided on this page.

Race Results

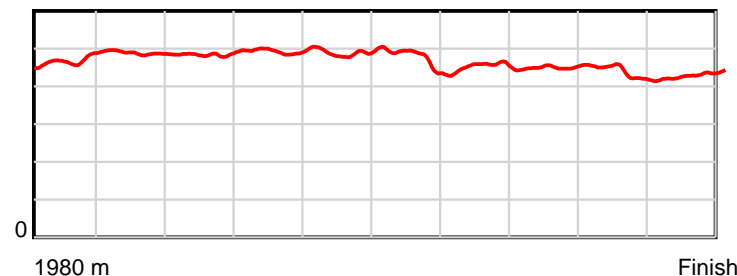
March 03, 2022, Race 9, FIRST DIRECT TAXIS MOBILE PACE, Distance 1980m, Addington - Survey 1980m

Result	TAB no.	Horse (Barrier)	1980 to	1800m to	1600m to	1400m to	1200m to	1000m to	800m to	600m to	400m to	200m to	Total or	Margin
4th	9	Samhara (9)	1800m	1600m	1400m	1200m	1000m	800m	600m	400m	200m	WP	Average	
		Position in running (margin)	-	9(6.9)	9(13.6)	9(10.5)	9(9.6)	9(10.8)	9(7.0)	6(3.3)	5(0.8)	4(2.2)		0.30
		Sectional time (s)	12.94	16.17	15.36	15.19	15.36	15.16	13.38	13.80	14.09	13.67		
		Cumulative time (s)	145.12	132.18	116.01	100.65	85.46	70.10	54.94	41.56	27.76	13.67	2:25.12	
		Speed (m/s)	13.91	12.37	13.02	13.17	13.02	13.19	14.95	14.49	14.19	14.63	13.64	
		Stride length (m)	6.61	6.05	6.31	6.49	6.38	6.21	6.78	6.53	6.17	6.29	6.37	
		Stride duration (s)	0.470	0.489	0.485	0.493	0.490	0.471	0.453	0.451	0.434	0.430	0.467	
		Stride efficiency (%)	68.20	57.15	62.22	65.87	63.56	60.36	71.84	66.69	59.41	61.85	63.46	
		Stride count	27.25	33.07	31.70	30.80	31.36	32.18	29.50	30.61	32.44	31.79	310.70	

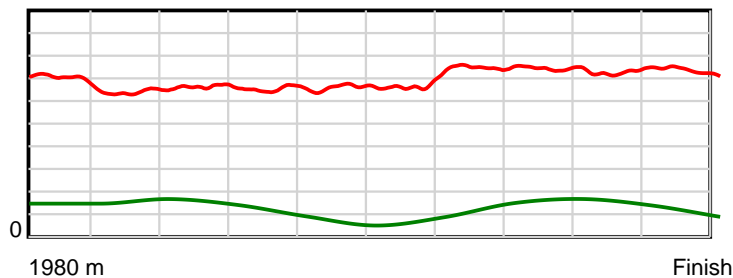
10 m Stride length



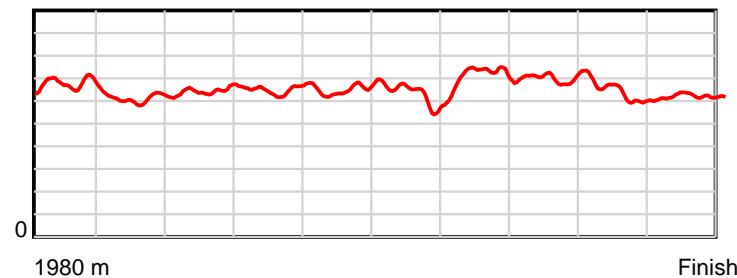
0.6 s Stride duration



20 m/sec Speed



100 % Stride efficiency



Note: Horizontal distance axis grid lines are 200m furlongs.

Disclaimer.

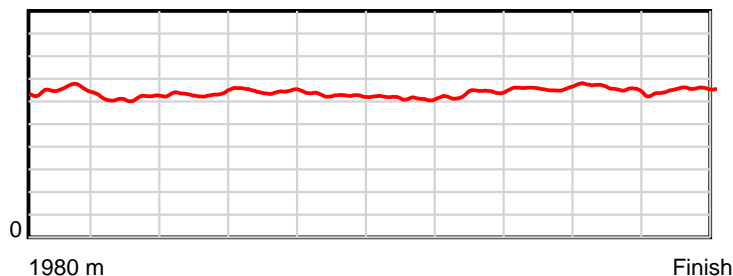
HRNZ and NZMTC and Thoroughbred Ratings Pty Ltd accepts no responsibility for the completeness or accuracy of any of the information contained herein, and makes no representations about its suitability for any particular purpose. Users should make their own judgements about those matters and/or seek independent advice. You assume all risks associated with use of the data provided on this page.

Race Results

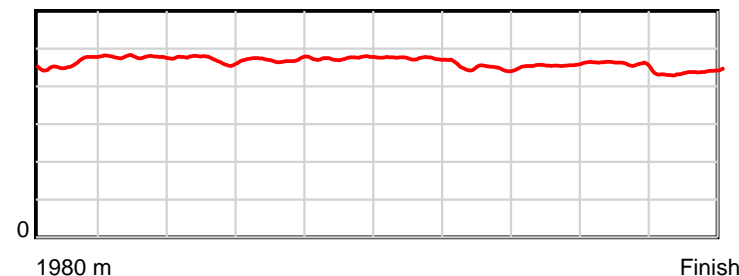
March 03, 2022, Race 9, FIRST DIRECT TAXIS MOBILE PACE, Distance 1980m, Addington - Survey 1980m

Result	TAB no.	Horse (Barrier)	1980 to	1800m to	1600m to	1400m to	1200m to	1000m to	800m to	600m to	400m to	200m to	Total or	Margin
5th	8	Heza Sport (8)	1800m	1600m	1400m	1200m	1000m	800m	600m	400m	200m	WP	Average	
		Position in running (margin)	-	8(6.5)	8(12.4)	7(6.8)	3(2.1)	2(2.1)	3(2.6)	5(3.1)	6(2.9)	8(4.2)		0.70
		Sectional time (s)	12.93	16.04	14.94	14.55	15.16	15.88	14.07	14.17	14.08	13.38		
		Cumulative time (s)	145.20	132.27	116.23	101.29	86.74	71.58	55.70	41.63	27.46	13.38	2:25.20	
		Speed (m/s)	13.92	12.47	13.39	13.75	13.19	12.59	14.21	14.11	14.20	14.95	13.64	
		Stride length (m)	6.54	5.96	6.31	6.48	6.26	5.97	6.38	6.45	6.47	6.55	6.33	
		Stride duration (s)	0.461	0.478	0.471	0.471	0.474	0.474	0.449	0.457	0.456	0.439	0.464	
		Stride efficiency (%)	66.78	55.44	62.16	65.55	61.17	55.74	63.55	64.95	65.50	67.14	62.56	
		Stride count	27.53	33.58	31.71	30.88	31.97	33.49	31.36	31.02	30.89	30.51	312.94	

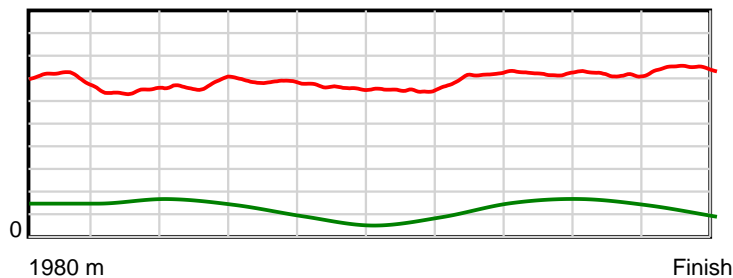
10 m Stride length



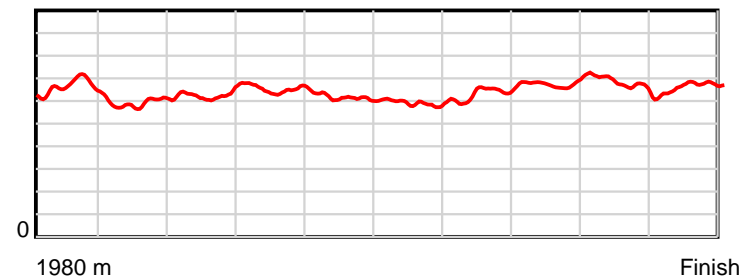
0.6 s Stride duration



20 m/sec Speed



100 % Stride efficiency



Note: Horizontal distance axis grid lines are 200m furlongs.

Disclaimer.

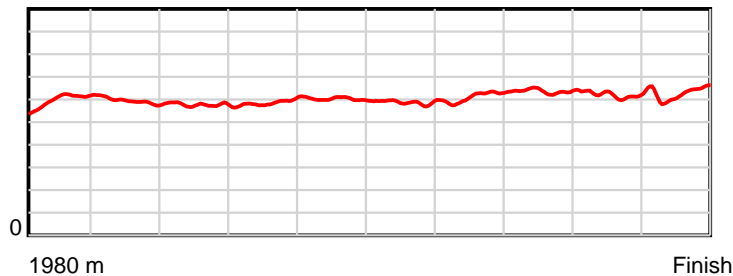
HRNZ and NZMTC and Thoroughbred Ratings Pty Ltd accepts no responsibility for the completeness or accuracy of any of the information contained herein, and makes no representations about its suitability for any particular purpose. Users should make their own judgements about those matters and/or seek independent advice. You assume all risks associated with use of the data provided on this page.

Race Results

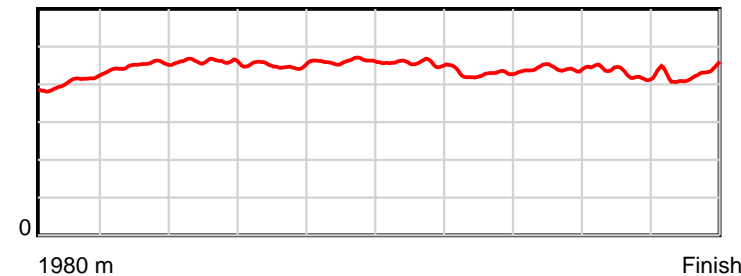
March 03, 2022, Race 9, FIRST DIRECT TAXIS MOBILE PACE, Distance 1980m, Addington - Survey 1980m

Result	TAB no.	Horse (Barrier)	1980 to	1800m to	1600m to	1400m to	1200m to	1000m to	800m to	600m to	400m to	200m to	Total or	Margin
6th	1	Serg Blanco (1)	1800m	1600m	1400m	1200m	1000m	800m	600m	400m	200m	WP	Average	
		Position in running (margin)	-	4(3.0)	4(4.7)	5(5.6)	6(5.4)	6(6.3)	8(5.2)	9(5.2)	9(3.4)	7(4.0)		2.00
		Sectional time (s)	12.45	15.35	16.02	15.31	15.31	15.62	13.98	13.92	13.95	13.53		
		Cumulative time (s)	145.44	132.99	117.64	101.62	86.31	71.00	55.38	41.40	27.48	13.53	2:25.44	
		Speed (m/s)	14.46	13.03	12.48	13.06	13.06	12.80	14.31	14.37	14.34	14.78	13.61	
		Stride length (m)	6.00	5.87	5.75	5.88	6.02	5.84	6.13	6.35	6.17	6.36	6.03	
		Stride duration (s)	0.406	0.451	0.461	0.450	0.461	0.456	0.428	0.442	0.430	0.430	0.443	
		Stride efficiency (%)	56.24	53.85	51.71	54.10	56.67	53.33	58.66	63.05	59.51	63.16	56.85	
		Stride count	30.00	34.07	34.77	33.99	33.21	34.24	32.64	31.49	32.41	31.46	328.28	

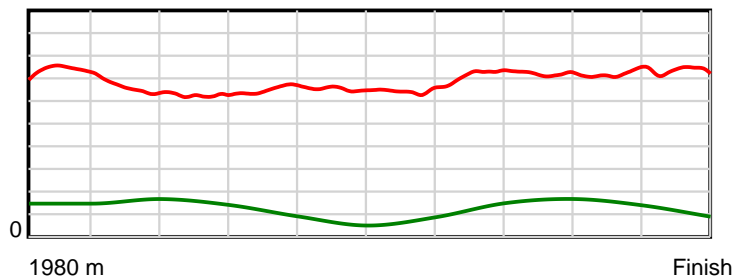
10 m Stride length



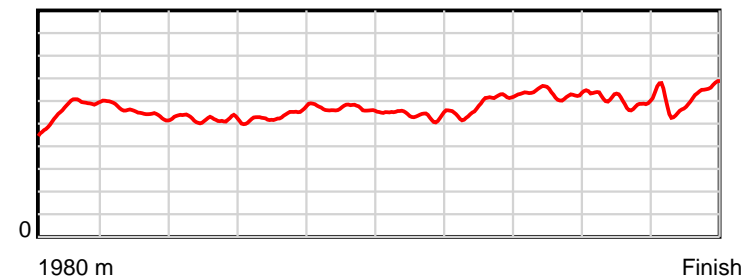
0.6 s Stride duration



20 m/sec Speed



100 % Stride efficiency



Note: Horizontal distance axis grid lines are 200m furlongs.

Disclaimer.

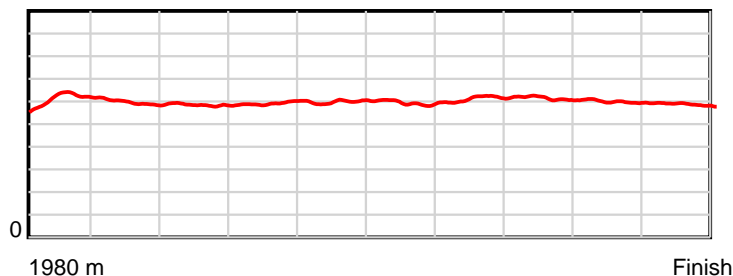
HRNZ and NZMTC and Thoroughbred Ratings Pty Ltd accepts no responsibility for the completeness or accuracy of any of the information contained herein, and makes no representations about its suitability for any particular purpose. Users should make their own judgements about those matters and/or seek independent advice. You assume all risks associated with use of the data provided on this page.

Race Results

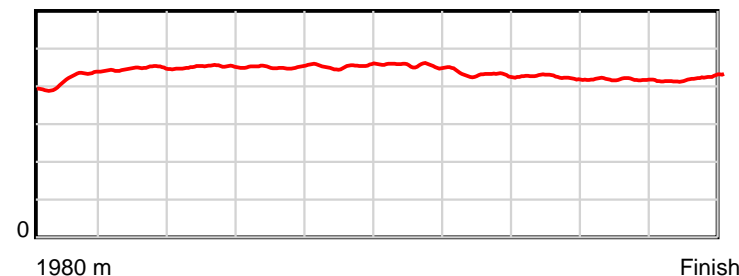
March 03, 2022, Race 9, FIRST DIRECT TAXIS MOBILE PACE, Distance 1980m, Addington - Survey 1980m

Result	TAB no.	Horse (Barrier)	1980 to	1800m to	1600m to	1400m to	1200m to	1000m to	800m to	600m to	400m to	200m to	Total or	Margin
7th	2	Georgie Zukov (2)	1800m	1600m	1400m	1200m	1000m	800m	600m	400m	200m	WP	Average	
		Position in running (margin)	-	5(3.5)	5(5.0)	4(3.7)	4(3.5)	5(4.7)	6(3.9)	8(4.0)	7(3.2)	9(5.4)		7.30
		Sectional time (s)	12.42	15.31	15.65	15.31	15.36	15.67	14.02	14.08	14.22	14.35		
		Cumulative time (s)	146.39	133.97	118.66	103.01	87.70	72.34	56.67	42.65	28.57	14.35	2:26.39	
		Speed (m/s)	14.49	13.06	12.78	13.06	13.02	12.76	14.27	14.20	14.06	13.94	13.53	
		Stride length (m)	6.14	5.84	5.78	5.90	5.91	5.81	6.15	6.03	5.88	5.87	5.93	
		Stride duration (s)	0.419	0.447	0.452	0.451	0.454	0.455	0.431	0.424	0.418	0.421	0.438	
		Stride efficiency (%)	58.86	53.34	52.13	54.34	54.51	52.77	59.01	56.77	54.10	53.92	54.86	
		Stride count	29.33	34.23	34.63	33.92	33.86	34.42	32.55	33.18	33.99	34.05	334.16	

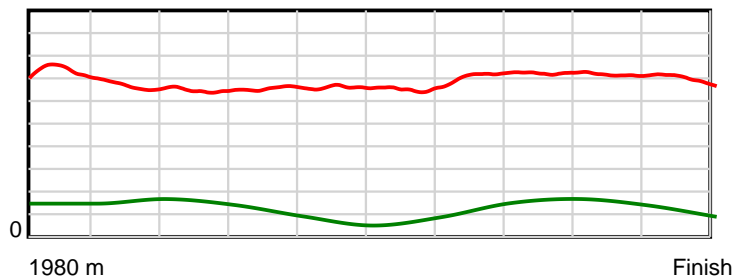
10 m Stride length



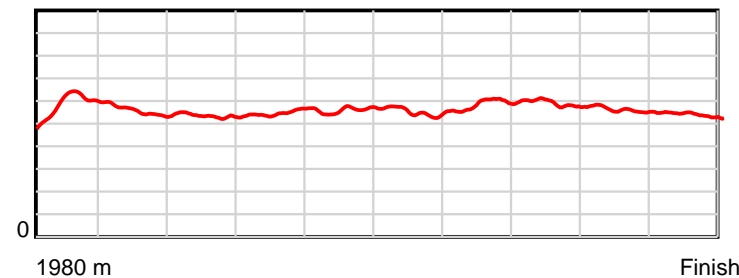
0.6 s Stride duration



20 m/sec Speed



100 % Stride efficiency



Note: Horizontal distance axis grid lines are 200m furlongs.

Disclaimer.

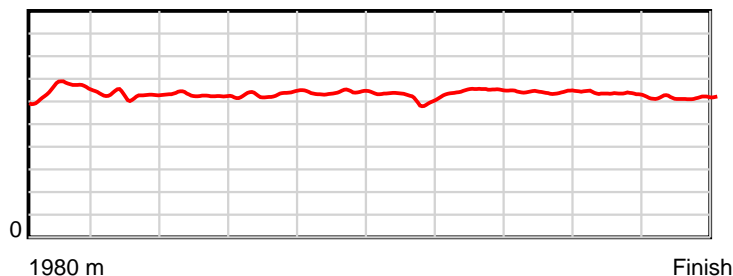
HRNZ and NZMTC and Thoroughbred Ratings Pty Ltd accepts no responsibility for the completeness or accuracy of any of the information contained herein, and makes no representations about its suitability for any particular purpose. Users should make their own judgements about those matters and/or seek independent advice. You assume all risks associated with use of the data provided on this page.

Race Results

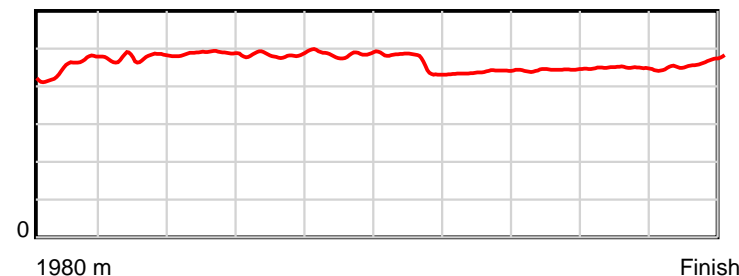
March 03, 2022, Race 9, FIRST DIRECT TAXIS MOBILE PACE, Distance 1980m, Addington - Survey 1980m

Result	TAB no.	Horse (Barrier)	1980 to	1800m to	1600m to	1400m to	1200m to	1000m to	800m to	600m to	400m to	200m to	Total or	Margin
8th	4	A Bettor Act (4)	1800m	1600m	1400m	1200m	1000m	800m	600m	400m	200m	WP	Average	
		Position in running (margin)	-	6(4.1)	6(6.9)	6(6.1)	7(5.9)	7(6.5)	4(3.4)	2(0.4)	4(0.5)	5(2.7)		7.40
		Sectional time (s)	12.28	15.53	15.75	15.29	15.27	15.28	13.48	14.24	14.22	15.07		
		Cumulative time (s)	146.41	134.13	118.60	102.85	87.56	72.29	57.01	43.53	29.29	15.07	2:26.41	
		Speed (m/s)	14.66	12.88	12.70	13.08	13.10	13.09	14.84	14.04	14.06	13.27	13.52	
		Stride length (m)	6.56	6.14	6.19	6.33	6.36	6.04	6.51	6.23	6.31	6.15	6.28	
		Stride duration (s)	0.454	0.477	0.488	0.484	0.486	0.462	0.439	0.444	0.449	0.463	0.464	
		Stride efficiency (%)	67.24	58.87	59.95	62.69	63.27	57.04	66.26	60.69	62.23	59.04	61.56	
		Stride count	27.44	32.59	32.29	31.58	31.43	33.10	30.71	32.09	31.69	32.54	315.46	

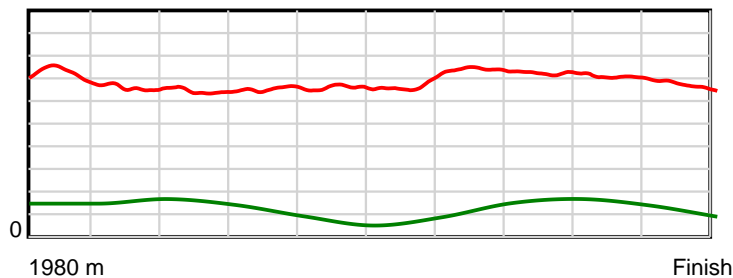
10 m Stride length



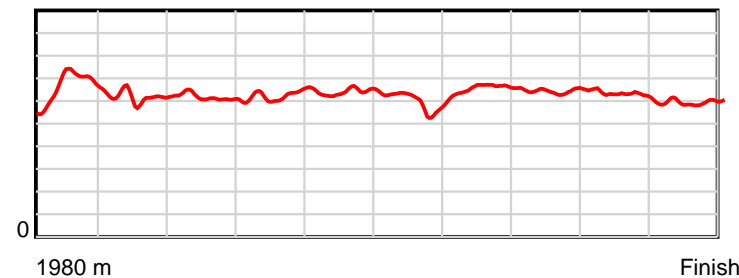
0.6 s Stride duration



20 m/sec Speed



100 % Stride efficiency



Note: Horizontal distance axis grid lines are 200m furlongs.

Disclaimer.

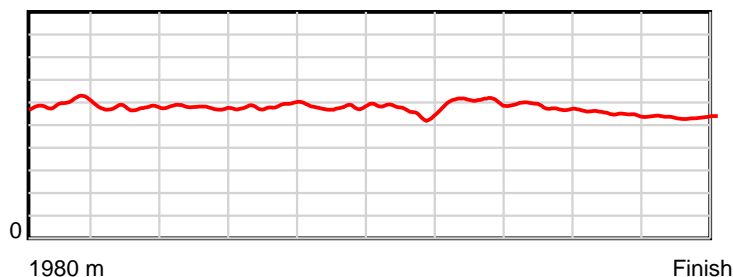
HRNZ and NZMTC and Thoroughbred Ratings Pty Ltd accepts no responsibility for the completeness or accuracy of any of the information contained herein, and makes no representations about its suitability for any particular purpose. Users should make their own judgements about those matters and/or seek independent advice. You assume all risks associated with use of the data provided on this page.

Race Results

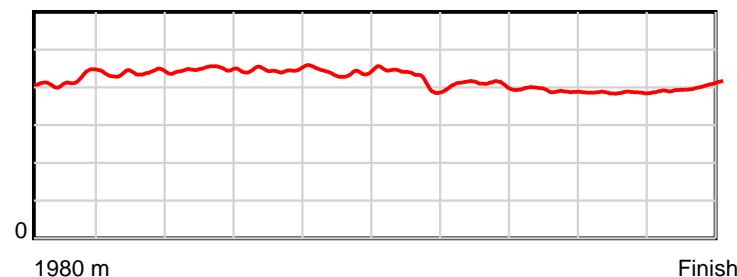
March 03, 2022, Race 9, FIRST DIRECT TAXIS MOBILE PACE, Distance 1980m, Addington - Survey 1980m

Result	TAB no.	Horse (Barrier)	1980 to	1800m to	1600m to	1400m to	1200m to	1000m to	800m to	600m to	400m to	200m to	Total or	Margin
9th	7	Soundsofcash (7)	1800m	1600m	1400m	1200m	1000m	800m	600m	400m	200m	WP	Average	
		Position in running (margin)	-	7(6.1)	7(9.1)	8(7.3)	8(7.1)	8(8.3)	7(5.2)	4(2.1)	1(0.0)	3(1.9)		7.70
		Sectional time (s)	12.92	15.57	15.58	15.29	15.36	15.28	13.48	13.86	14.17	14.96		
		Cumulative time (s)	146.47	133.55	117.98	102.40	87.11	71.75	56.47	42.99	29.13	14.96	2:26.47	
		Speed (m/s)	13.93	12.85	12.84	13.08	13.02	13.09	14.84	14.43	14.11	13.37	13.52	
		Stride length (m)	6.00	5.62	5.75	5.85	5.74	5.52	6.06	5.65	5.45	5.36	5.69	
		Stride duration (s)	0.421	0.438	0.448	0.447	0.441	0.422	0.409	0.392	0.386	0.401	0.421	
		Stride efficiency (%)	56.31	49.43	51.70	53.44	51.47	47.59	57.42	49.95	46.41	44.98	50.60	
		Stride count	29.98	35.56	34.77	34.20	34.85	36.24	32.99	35.37	36.70	37.28	347.94	

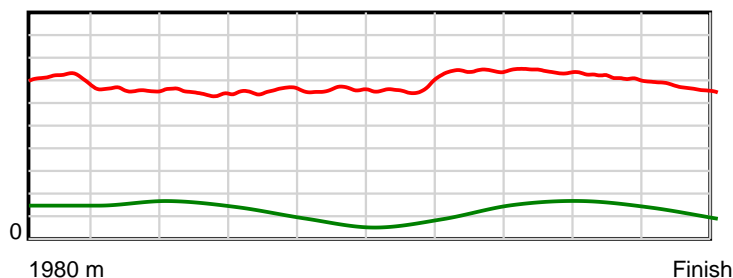
10 m Stride length



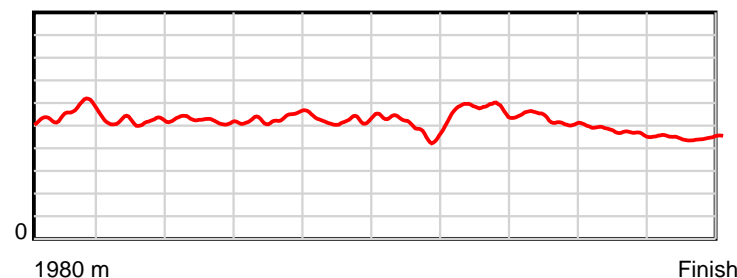
0.6 s Stride duration



20 m/sec Speed



100 % Stride efficiency



Note: Horizontal distance axis grid lines are 200m furlongs.

Disclaimer.

HRNZ and NZMTC and Thoroughbred Ratings Pty Ltd accepts no responsibility for the completeness or accuracy of any of the information contained herein, and makes no representations about its suitability for any particular purpose. Users should make their own judgements about those matters and/or seek independent advice. You assume all risks associated with use of the data provided on this page.