



Race Results

NZ Metropolitan Trotting Club Inc, HRNZ, March 18, 2022

Compilation date: March 18, 2022, 8:32:09 PM (NZDT)

Copyright © 2022 HRNZ and NZMTC. All rights reserved.

Trademarks.

StrideMASTER is a registered trademark of Thoroughbred Ratings Pty Ltd.

Disclaimer.

HRNZ and NZMTC and Thoroughbred Ratings Pty Ltd accepts no responsibility for the completeness or accuracy of any of the information contained herein, and makes no representations about its suitability for any particular purpose. Users should make their own judgements about those matters and/or seek independent advice. You assume all risks associated with use of the data provided on this page.



Race Results



March 18, 2022, Race 7, HORNBY LIQUOR HANDICAP TROT, Distance 2600m, Addington - Survey 3200m

Result	TAB no.	Horse (Barrier)	2600 to	2400m to
1st	9	Time Up The Hi... (11)	2400m	2200m
		Position in running (margin)	-	9(11.8)
		Sectional time (s)	18.83	15.48
		Cumulative time (s)	203.37	184.54
		Speed (m/s)	10.62	12.92
		Stride length (m)	5.63	6.08
		Stride duration (s)	0.464	0.470
		Stride efficiency (%)	49.52	57.76
		Stride count	35.53	32.90

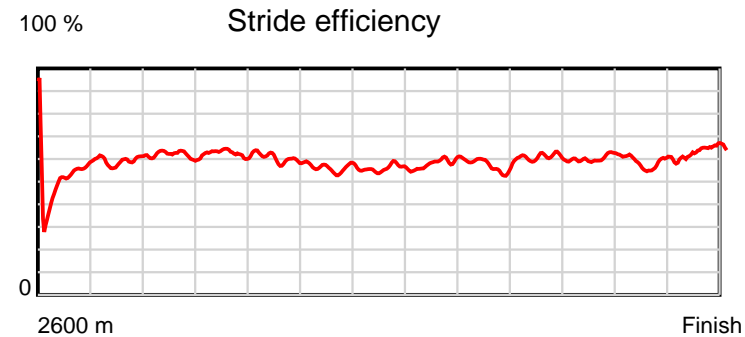
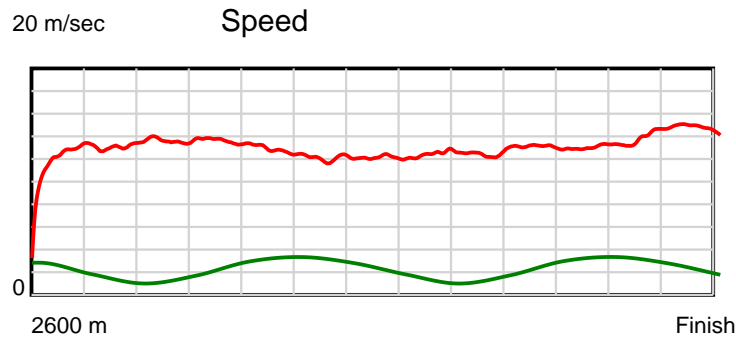
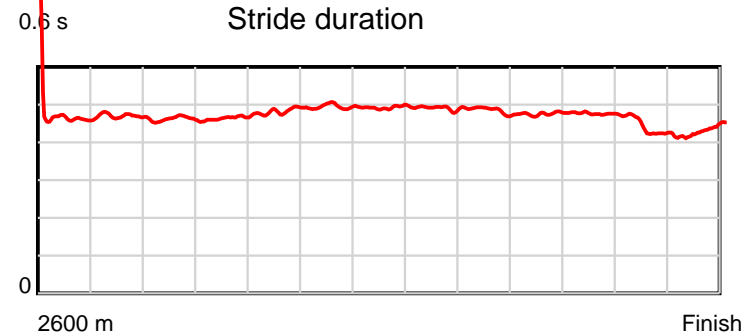
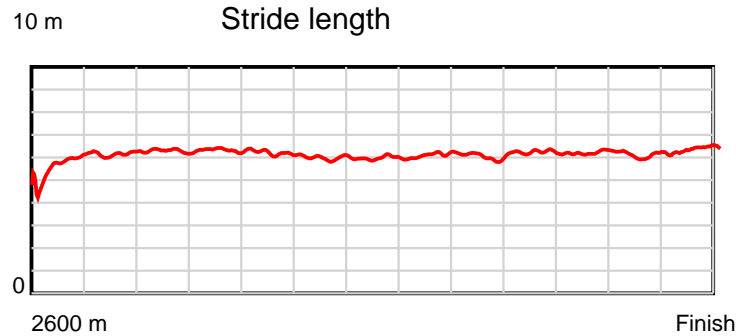
Disclaimer.

HRNZ and NZMTC and Thoroughbred Ratings Pty Ltd accepts no responsibility for the completeness or accuracy of any of the information contained herein, and makes no representations about its suitability for any particular purpose. Users should make their own judgements about those matters and/or seek independent advice. You assume all risks associated with use of the data provided on this page.

Race Results

March 18, 2022, Race 7, HORNBY LIQUOR HANDICAP TROT, Distance 2600m, Addington - Survey 3200m

Result	TAB no.	Horse (Barrier)	2200m to	2000m to	1800m to	1600m to	1400m to	1200m to	1000m to	800m to	600m to	400m to	200m to	Total or	Margin
1st	9	Time Up The Hi... (11)	2000m	1800m	1600m	1400m	1200m	1000m	800m	600m	400m	200m	WP	Average	
		Position in running (margin)	7(12.0)	7(11.8)	7(8.3)	7(7.7)	6(6.9)	6(5.9)	6(4.8)	6(5.0)	6(4.7)	6(4.5)	4(1.3)		0.00
		Sectional time (s)	14.76	14.60	15.77	16.49	16.33	16.06	16.25	15.10	15.67	14.39	13.64		
		Cumulative time (s)	169.06	154.30	139.70	123.93	107.44	91.11	75.05	58.80	43.70	28.03	13.64	3:23.37	
		Speed (m/s)	13.55	13.70	12.68	12.13	12.25	12.45	12.31	13.25	12.76	13.90	14.66	12.78	
		Stride length (m)	6.25	6.37	6.13	6.00	6.03	6.12	5.95	6.31	6.07	6.06	6.35	6.10	
		Stride duration (s)	0.461	0.465	0.483	0.495	0.492	0.491	0.484	0.476	0.476	0.436	0.433	0.477	
		Stride efficiency (%)	61.01	63.33	58.76	56.21	56.82	58.50	55.38	62.21	57.54	57.30	62.97	58.08	
		Stride count	32.01	31.42	32.62	33.35	33.17	32.69	33.60	31.70	32.96	33.03	31.51	426.49	



Note: Horizontal distance axis grid lines are 200m furlongs.

Disclaimer.

HRNZ and NZMTC and Thoroughbred Ratings Pty Ltd accepts no responsibility for the completeness or accuracy of any of the information contained herein, and makes no representations about its suitability for any particular purpose. Users should make their own judgements about those matters and/or seek independent advice. You assume all risks associated with use of the data provided on this page.



Race Results



March 18, 2022, Race 7, HORNBY LIQUOR HANDICAP TROT, Distance 2600m, Addington - Survey 3200m

Result	TAB no.	Horse (Barrier)	2600 to	2400m to
2nd	8	Quik Shot (9)	2400m	2200m
		Position in running (margin)	-	5(9.1)
		Sectional time (s)	18.37	15.48
		Cumulative time (s)	203.55	185.18
		Speed (m/s)	10.89	12.92
		Stride length (m)	5.46	5.93
		Stride duration (s)	0.453	0.459
		Stride efficiency (%)	46.53	54.94
		Stride count	36.65	33.73

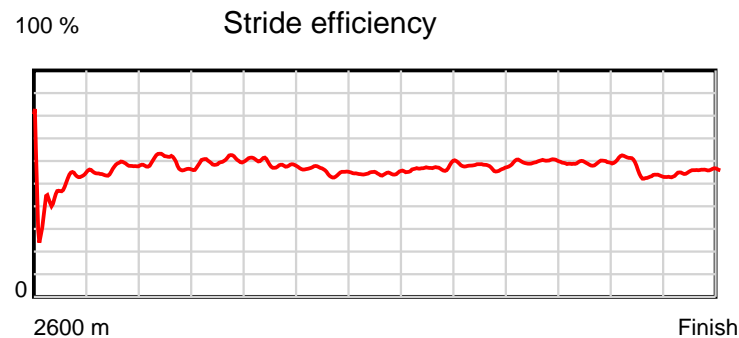
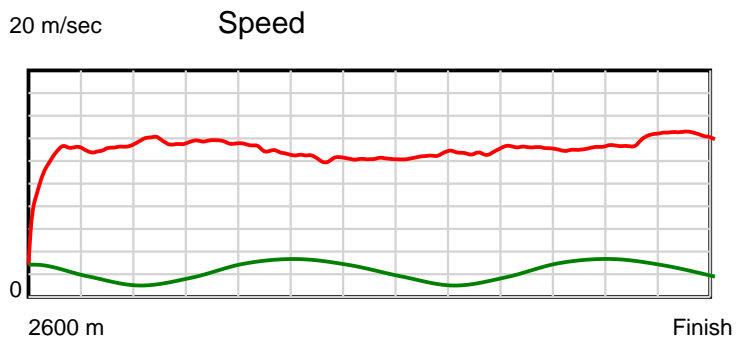
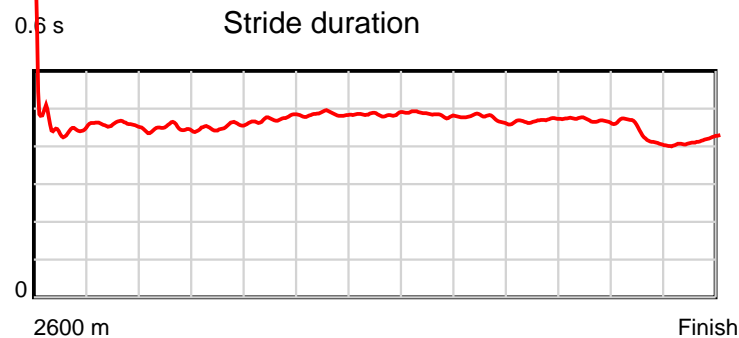
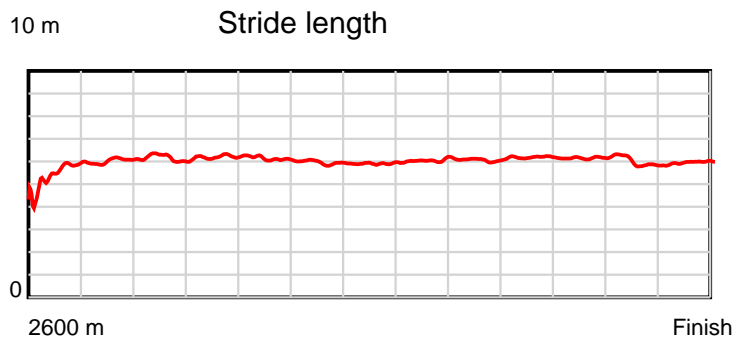
Disclaimer.

HRNZ and NZMTC and Thoroughbred Ratings Pty Ltd accepts no responsibility for the completeness or accuracy of any of the information contained herein, and makes no representations about its suitability for any particular purpose. Users should make their own judgements about those matters and/or seek independent advice. You assume all risks associated with use of the data provided on this page.

Race Results

March 18, 2022, Race 7, HORNBY LIQUOR HANDICAP TROT, Distance 2600m, Addington - Survey 3200m

Result	TAB no.	Horse (Barrier)	2200m to	2000m to	1800m to	1600m to	1400m to	1200m to	1000m to	800m to	600m to	400m to	200m to	Total or	Margin
2nd	8	Quik Shot (9)	2000m	1800m	1600m	1400m	1200m	1000m	800m	600m	400m	200m	WP	Average	
		Position in running (margin)	6(9.2)	6(9.3)	5(6.0)	5(5.8)	5(4.9)	5(4.0)	4(4.0)	4(2.7)	4(2.7)	4(2.3)	3(0.2)		1.00
		Sectional time (s)	14.80	14.62	15.83	16.49	16.35	16.22	16.01	15.14	15.65	14.57	14.02		
		Cumulative time (s)	169.70	154.90	140.28	124.45	107.96	91.61	75.39	59.38	44.24	28.59	14.02	3:23.55	
		Speed (m/s)	13.51	13.68	12.63	12.13	12.23	12.33	12.49	13.21	12.78	13.73	14.27	12.77	
		Stride length (m)	6.04	6.19	5.99	5.88	5.93	5.97	5.92	6.20	6.00	5.90	5.94	5.94	
		Stride duration (s)	0.447	0.453	0.474	0.485	0.485	0.484	0.474	0.469	0.469	0.430	0.416	0.465	
		Stride efficiency (%)	56.92	59.92	55.98	54.09	55.01	55.73	54.75	60.12	56.19	54.41	55.10	55.22	
		Stride count	33.14	32.30	33.42	33.99	33.71	33.49	33.79	32.24	33.35	33.89	33.68	437.38	



Note: Horizontal distance axis grid lines are 200m furlongs.

Disclaimer.

HRNZ and NZMTC and Thoroughbred Ratings Pty Ltd accepts no responsibility for the completeness or accuracy of any of the information contained herein, and makes no representations about its suitability for any particular purpose. Users should make their own judgements about those matters and/or seek independent advice. You assume all risks associated with use of the data provided on this page.



Race Results



March 18, 2022, Race 7, HORNBY LIQUOR HANDICAP TROT, Distance 2600m, Addington - Survey 3200m

Result	TAB no.	Horse (Barrier)	2600 to	2400m to
3rd	6	Test The Bound... (4)	2400m	2200m
		Position in running (margin)	-	7(9.6)
		Sectional time (s)	18.50	14.90
		Cumulative time (s)	203.60	185.10
		Speed (m/s)	10.81	13.42
		Stride length (m)	5.70	6.46
		Stride duration (s)	0.470	0.481
		Stride efficiency (%)	50.85	65.13
		Stride count	35.06	30.98

Disclaimer.

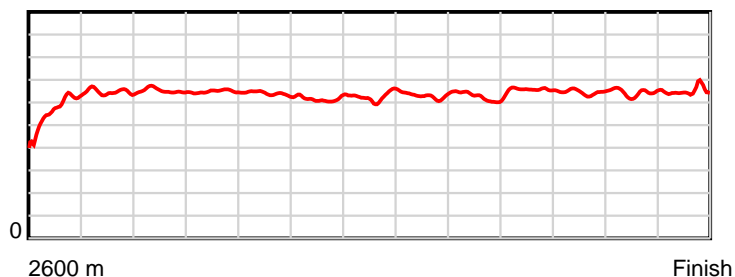
HRNZ and NZMTC and Thoroughbred Ratings Pty Ltd accepts no responsibility for the completeness or accuracy of any of the information contained herein, and makes no representations about its suitability for any particular purpose. Users should make their own judgements about those matters and/or seek independent advice. You assume all risks associated with use of the data provided on this page.

Race Results

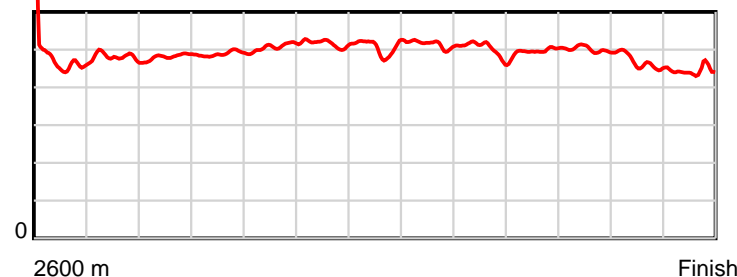
March 18, 2022, Race 7, HORNBY LIQUOR HANDICAP TROT, Distance 2600m, Addington - Survey 3200m

Result	TAB no.	Horse (Barrier)	2200m to	2000m to	1800m to	1600m to	1400m to	1200m to	1000m to	800m to	600m to	400m to	200m to	Total or	Margin
3rd	6	Test The Bound... (4)	2000m	1800m	1600m	1400m	1200m	1000m	800m	600m	400m	200m	WP	Average	
		Position in running (margin)	5(6.3)	5(6.9)	6(6.8)	6(7.5)	7(8.8)	7(6.5)	7(5.8)	7(5.9)	7(5.6)	7(5.1)	6(2.1)		1.30
		Sectional time (s)	14.89	15.17	15.99	16.83	16.13	16.11	16.23	15.11	15.63	14.43	13.68		
		Cumulative time (s)	170.20	155.31	140.14	124.15	107.32	91.19	75.08	58.85	43.74	28.11	13.68	3:23.60	
		Speed (m/s)	13.43	13.18	12.51	11.88	12.40	12.41	12.32	13.24	12.80	13.86	14.62	12.77	
		Stride length (m)	6.47	6.45	6.34	6.14	6.30	6.39	6.17	6.59	6.40	6.47	6.43	6.32	
		Stride duration (s)	0.482	0.489	0.507	0.517	0.508	0.515	0.500	0.498	0.500	0.466	0.440	0.495	
		Stride efficiency (%)	65.45	64.98	62.83	58.88	61.98	63.72	59.42	67.83	63.95	65.33	64.65	62.47	
		Stride count	30.90	31.02	31.54	32.58	31.76	31.32	32.43	30.36	31.26	30.93	31.09	411.23	

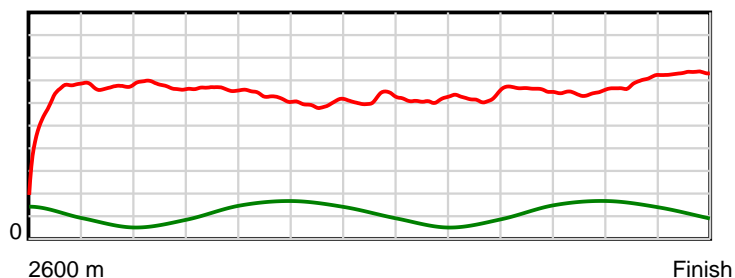
10 m Stride length



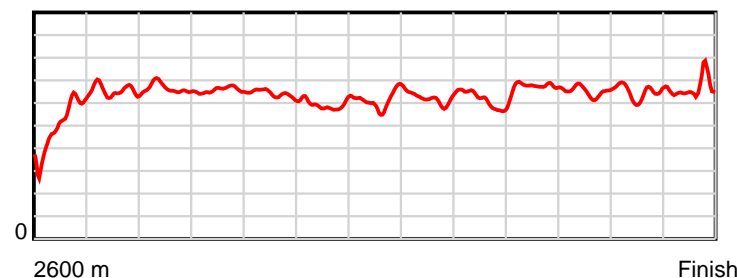
0.6 s Stride duration



20 m/sec Speed



100 % Stride efficiency



Note: Horizontal distance axis grid lines are 200m furlongs.

Disclaimer.

HRNZ and NZMTC and Thoroughbred Ratings Pty Ltd accepts no responsibility for the completeness or accuracy of any of the information contained herein, and makes no representations about its suitability for any particular purpose. Users should make their own judgements about those matters and/or seek independent advice. You assume all risks associated with use of the data provided on this page.



Race Results



March 18, 2022, Race 7, HORNBY LIQUOR HANDICAP TROT, Distance 2600m, Addington - Survey 3200m

Result	TAB no.	Horse (Barrier)	2600 to	2400m to
4th	14	Cochy Malc (5)	2400m	2200m
		Position in running (margin)	-	12(24.0)
		Sectional time (s)	20.66	14.79
		Cumulative time (s)	204.16	183.50
		Speed (m/s)	9.68	13.52
		Stride length (m)	6.14	6.45
		Stride duration (s)	0.473	0.477
		Stride efficiency (%)	58.95	65.04
		Stride count	32.56	31.00

Disclaimer.

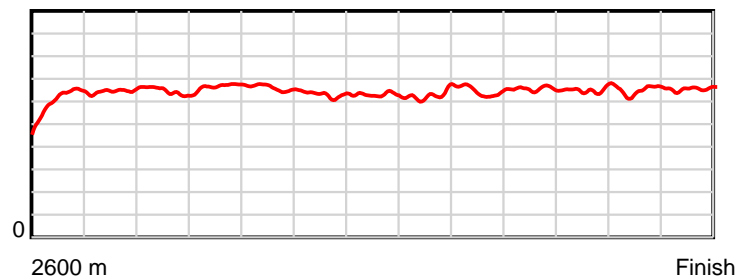
HRNZ and NZMTC and Thoroughbred Ratings Pty Ltd accepts no responsibility for the completeness or accuracy of any of the information contained herein, and makes no representations about its suitability for any particular purpose. Users should make their own judgements about those matters and/or seek independent advice. You assume all risks associated with use of the data provided on this page.

Race Results

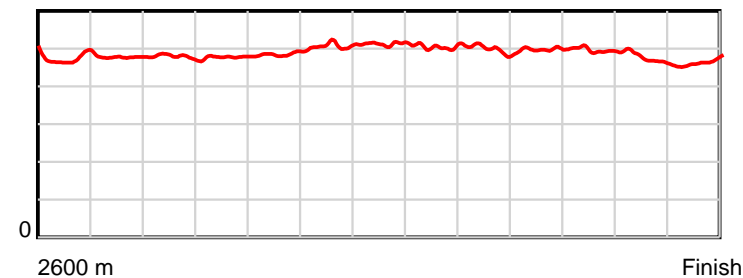
March 18, 2022, Race 7, HORNBY LIQUOR HANDICAP TROT, Distance 2600m, Addington - Survey 3200m

Result	TAB no.	Horse (Barrier)	2200m to	2000m to	1800m to	1600m to	1400m to	1200m to	1000m to	800m to	600m to	400m to	200m to	Total or	Margin
4th	14	Cochy Malc (5)	2000m	1800m	1600m	1400m	1200m	1000m	800m	600m	400m	200m	WP	Average	
		Position in running (margin)	9(20.0)	8(22.0)	8(16.8)	8(12.0)	8(9.4)	8(8.8)	8(7.7)	8(6.8)	8(6.7)	8(6.2)	8(4.3)		4.40
		Sectional time (s)	15.12	14.31	15.07	16.19	16.40	16.07	16.07	15.12	15.63	14.62	14.11		
		Cumulative time (s)	168.71	153.59	139.28	124.21	108.02	91.62	75.55	59.48	44.36	28.73	14.11	3:24.16	
		Speed (m/s)	13.23	13.98	13.27	12.35	12.20	12.45	12.45	13.23	12.80	13.68	14.17	12.73	
		Stride length (m)	6.34	6.67	6.44	6.26	6.25	6.29	6.20	6.59	6.34	6.49	6.59	6.38	
		Stride duration (s)	0.479	0.477	0.485	0.507	0.512	0.505	0.498	0.498	0.496	0.474	0.465	0.501	
		Stride efficiency (%)	62.75	69.51	64.78	61.30	61.04	61.78	60.06	67.78	62.90	65.80	67.78	63.69	
		Stride count	31.56	29.99	31.06	31.93	32.00	31.81	32.26	30.37	31.52	30.82	30.37	407.25	

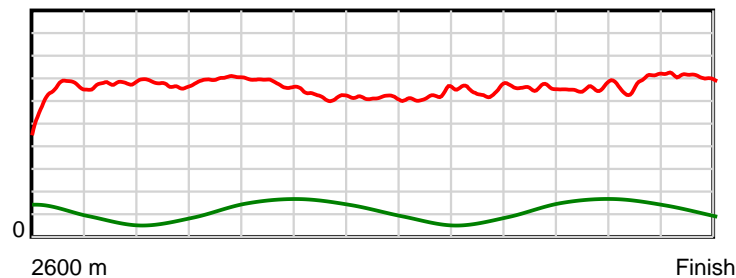
10 m Stride length



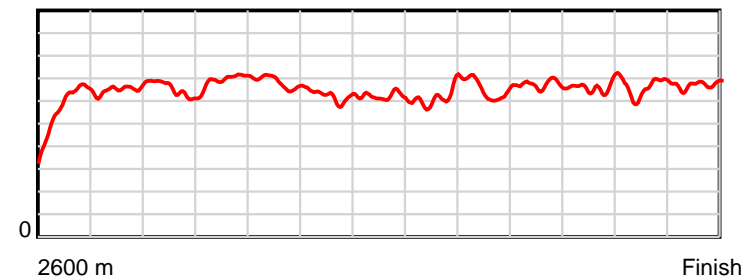
0.6 s Stride duration



20 m/sec Speed



100 % Stride efficiency



Note: Horizontal distance axis grid lines are 200m furlongs.

Disclaimer.

HRNZ and NZMTC and Thoroughbred Ratings Pty Ltd accepts no responsibility for the completeness or accuracy of any of the information contained herein, and makes no representations about its suitability for any particular purpose. Users should make their own judgements about those matters and/or seek independent advice. You assume all risks associated with use of the data provided on this page.



Race Results



March 18, 2022, Race 7, HORNBY LIQUOR HANDICAP TROT, Distance 2600m, Addington - Survey 3200m

Result	TAB no.	Horse (Barrier)	2600 to	2400m to
5th	12	Fighting Fire (1)	2400m	2200m
		Position in running (margin)	-	6(9.4)
		Sectional time (s)	18.55	14.41
		Cumulative time (s)	204.56	186.01
		Speed (m/s)	10.78	13.88
		Stride length (m)	5.88	6.33
		Stride duration (s)	0.470	0.456
		Stride efficiency (%)	53.95	62.56
		Stride count	34.04	31.61

Disclaimer.

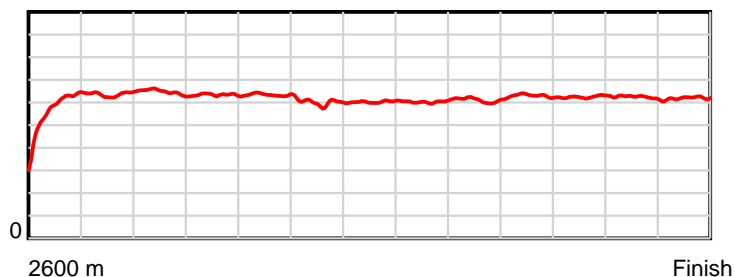
HRNZ and NZMTC and Thoroughbred Ratings Pty Ltd accepts no responsibility for the completeness or accuracy of any of the information contained herein, and makes no representations about its suitability for any particular purpose. Users should make their own judgements about those matters and/or seek independent advice. You assume all risks associated with use of the data provided on this page.

Race Results

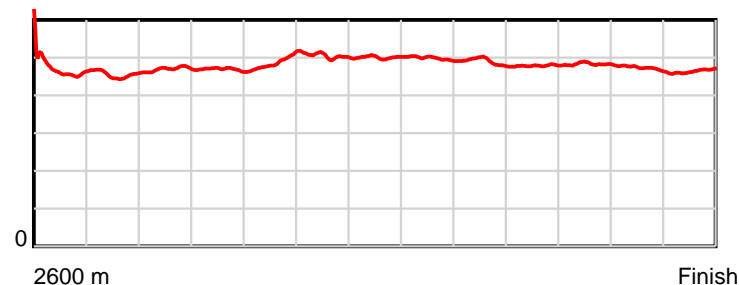
March 18, 2022, Race 7, HORNBY LIQUOR HANDICAP TROT, Distance 2600m, Addington - Survey 3200m

Result	TAB no.	Horse (Barrier)	2200m to	2000m to	1800m to	1600m to	1400m to	1200m to	1000m to	800m to	600m to	400m to	200m to	Total or	Margin
5th	12	Fighting Fire (1)	2000m	1800m	1600m	1400m	1200m	1000m	800m	600m	400m	200m	WP	Average	
		Position in running (margin)	3(3.1)	3(3.7)	2(1.4)	1(0.0)	1(0.0)	1(0.0)	1(0.0)	1(0.0)	1(0.0)	2(0.2)	2(0.1)		6.60
		Sectional time (s)	14.90	14.78	15.64	16.63	16.50	16.23	16.22	15.15	15.74	14.91	14.90		
		Cumulative time (s)	171.60	156.70	141.92	126.28	109.65	93.15	76.92	60.70	45.55	29.81	14.90	3:24.56	
		Speed (m/s)	13.42	13.53	12.79	12.03	12.12	12.32	12.33	13.20	12.71	13.41	13.42	12.71	
		Stride length (m)	6.30	6.35	6.26	6.06	6.07	6.14	6.04	6.32	6.13	6.33	6.23	6.18	
		Stride duration (s)	0.470	0.469	0.489	0.504	0.501	0.498	0.489	0.479	0.483	0.472	0.464	0.486	
		Stride efficiency (%)	62.09	62.95	61.16	57.39	57.61	58.83	56.91	62.45	58.74	62.57	60.75	59.74	
		Stride count	31.73	31.51	31.97	33.00	32.94	32.60	33.14	31.64	32.62	31.61	32.08	420.49	

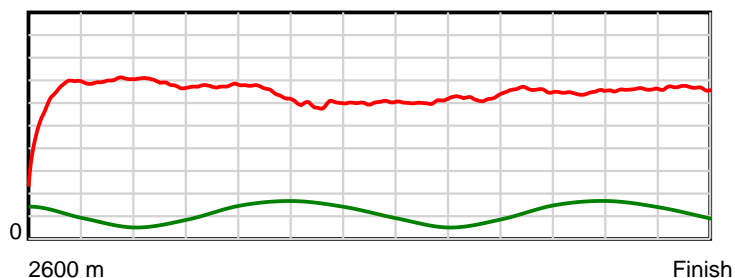
10 m Stride length



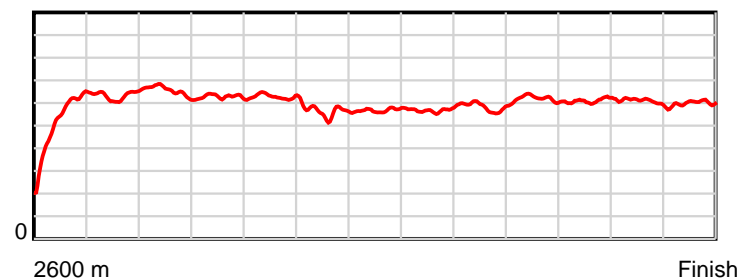
0.6 s Stride duration



20 m/sec Speed



100 % Stride efficiency



Note: Horizontal distance axis grid lines are 200m furlongs.

Disclaimer.

HRNZ and NZMTC and Thoroughbred Ratings Pty Ltd accepts no responsibility for the completeness or accuracy of any of the information contained herein, and makes no representations about its suitability for any particular purpose. Users should make their own judgements about those matters and/or seek independent advice. You assume all risks associated with use of the data provided on this page.



Race Results



March 18, 2022, Race 7, HORNBY LIQUOR HANDICAP TROT, Distance 2600m, Addington - Survey 3200m

Result	TAB no.	Horse (Barrier)	2600 to	2400m to
6th	2	Sods Law (7)	2400m	2200m
		Position in running (margin)	-	4(8.9)
		Sectional time (s)	18.48	14.99
		Cumulative time (s)	204.61	186.13
		Speed (m/s)	10.82	13.34
		Stride length (m)	5.32	6.13
		Stride duration (s)	0.474	0.460
		Stride efficiency (%)	44.17	58.76
		Stride count	37.62	32.62

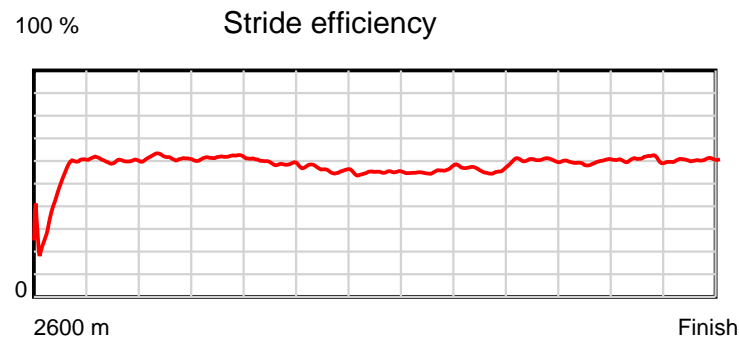
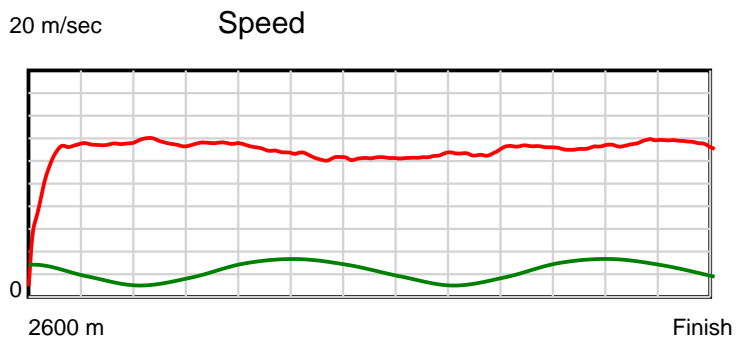
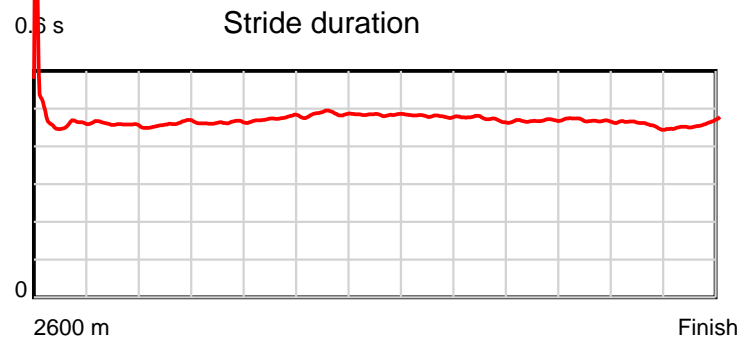
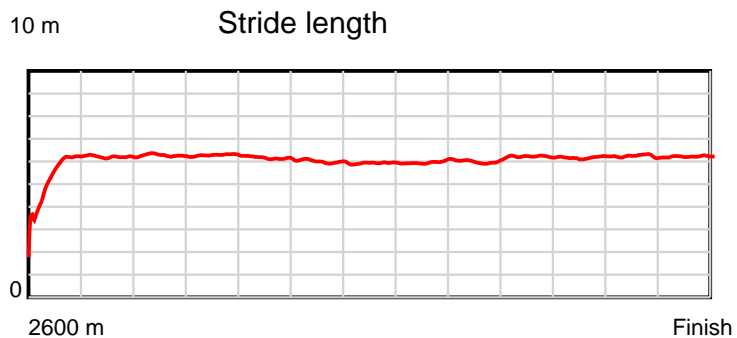
Disclaimer.

HRNZ and NZMTC and Thoroughbred Ratings Pty Ltd accepts no responsibility for the completeness or accuracy of any of the information contained herein, and makes no representations about its suitability for any particular purpose. Users should make their own judgements about those matters and/or seek independent advice. You assume all risks associated with use of the data provided on this page.

Race Results

March 18, 2022, Race 7, HORNBY LIQUOR HANDICAP TROT, Distance 2600m, Addington - Survey 3200m

Result	TAB no.	Horse (Barrier)	2200m to	2000m to	1800m to	1600m to	1400m to	1200m to	1000m to	800m to	600m to	400m to	200m to	Total or	Margin
6th	2	Sods Law (7)	2000m	1800m	1600m	1400m	1200m	1000m	800m	600m	400m	200m	WP	Average	
		Position in running (margin)	4(6.1)	4(6.2)	4(3.9)	3(3.4)	3(2.6)	3(1.8)	2(2.0)	2(0.8)	2(0.7)	1(0.0)	1(0.0)		6.90
		Sectional time (s)	14.81	14.80	15.78	16.50	16.37	16.25	16.03	15.12	15.60	14.92	14.96		
		Cumulative time (s)	171.14	156.33	141.53	125.75	109.25	92.88	76.63	60.60	45.48	29.88	14.96	3:24.61	
		Speed (m/s)	13.50	13.51	12.67	12.12	12.22	12.31	12.48	13.23	12.82	13.40	13.37	12.71	
		Stride length (m)	6.20	6.25	6.01	5.89	5.91	5.91	5.89	6.20	6.00	6.12	6.15	5.99	
		Stride duration (s)	0.459	0.463	0.474	0.486	0.484	0.480	0.472	0.469	0.468	0.457	0.460	0.471	
		Stride efficiency (%)	60.08	61.07	56.49	54.20	54.62	54.53	54.25	60.05	56.30	58.57	59.13	56.05	
		Stride count	32.26	31.99	33.27	33.96	33.83	33.86	33.94	32.26	33.32	32.67	32.51	434.11	



Note: Horizontal distance axis grid lines are 200m furlongs.

Disclaimer.

HRNZ and NZMTC and Thoroughbred Ratings Pty Ltd accepts no responsibility for the completeness or accuracy of any of the information contained herein, and makes no representations about its suitability for any particular purpose. Users should make their own judgements about those matters and/or seek independent advice. You assume all risks associated with use of the data provided on this page.



Race Results



March 18, 2022, Race 7, HORNBY LIQUOR HANDICAP TROT, Distance 2600m, Addington - Survey 3200m

Result	TAB no.	Horse (Barrier)	2600 to	2400m to
7th	7	Repeat Pat (8)	2400m	2200m
		Position in running (margin)	-	10(21.3)
		Sectional time (s)	20.51	17.18
		Cumulative time (s)	205.16	184.65
		Speed (m/s)	9.75	11.64
		Stride length (m)	5.29	5.71
		Stride duration (s)	0.492	0.491
		Stride efficiency (%)	43.77	51.01
		Stride count	37.79	35.00

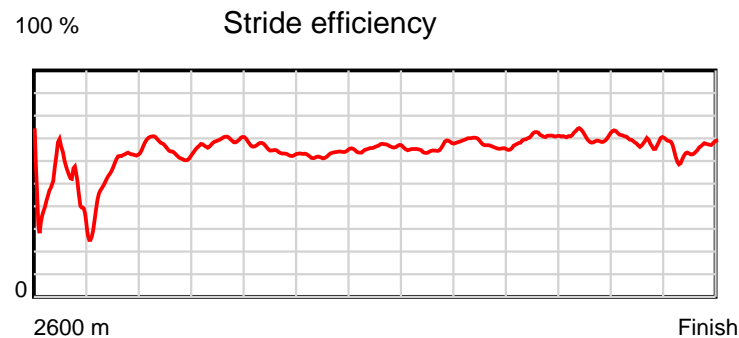
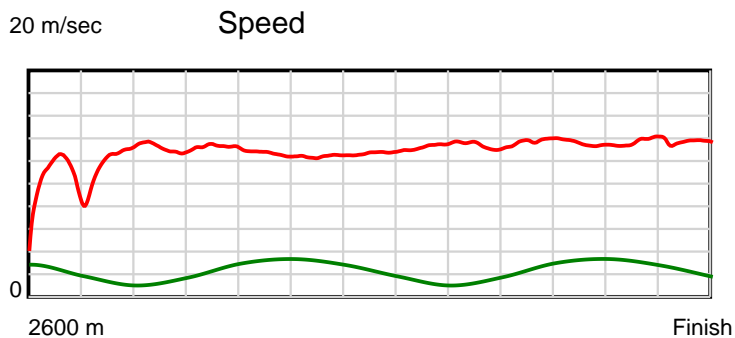
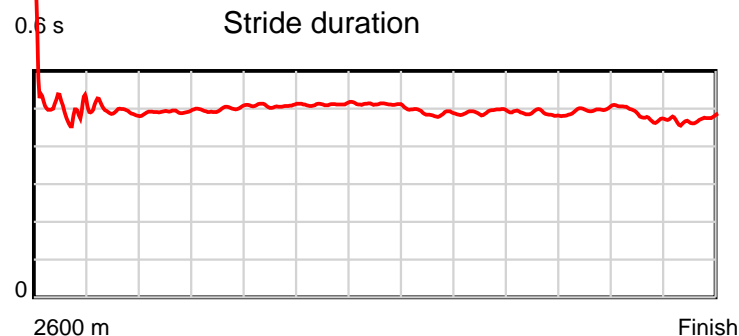
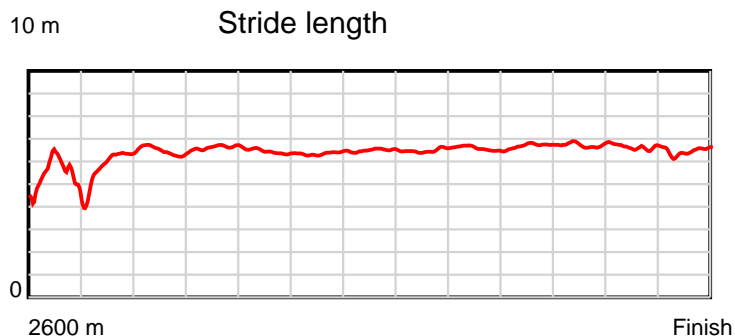
Disclaimer.

HRNZ and NZMTC and Thoroughbred Ratings Pty Ltd accepts no responsibility for the completeness or accuracy of any of the information contained herein, and makes no representations about its suitability for any particular purpose. Users should make their own judgements about those matters and/or seek independent advice. You assume all risks associated with use of the data provided on this page.

Race Results

March 18, 2022, Race 7, HORNBY LIQUOR HANDICAP TROT, Distance 2600m, Addington - Survey 3200m

Result	TAB no.	Horse (Barrier)	2200m to	2000m to	1800m to	1600m to	1400m to	1200m to	1000m to	800m to	600m to	400m to	200m to	Total or	Margin
7th	7	Repeat Pat (8)	2000m	1800m	1600m	1400m	1200m	1000m	800m	600m	400m	200m	WP	Average	
		Position in running (margin)	10(31.6)	10(34.9)	9(34.8)	9(35.7)	9(31.6)	9(27.3)	9(21.4)	9(15.3)	9(11.8)	9(8.1)	9(4.8)		10.00
		Sectional time (s)	15.34	15.15	16.02	15.95	15.79	15.24	15.21	14.56	15.10	14.38	14.73		
		Cumulative time (s)	167.47	152.13	136.98	120.96	105.01	89.22	73.98	58.77	44.21	29.11	14.73	3:25.16	
		Speed (m/s)	13.04	13.20	12.48	12.54	12.67	13.12	13.15	13.74	13.25	13.91	13.58	12.67	
		Stride length (m)	6.42	6.59	6.34	6.41	6.47	6.41	6.46	6.70	6.59	6.70	6.40	6.32	
		Stride duration (s)	0.492	0.499	0.508	0.511	0.511	0.488	0.491	0.487	0.497	0.482	0.472	0.499	
		Stride efficiency (%)	64.43	67.79	62.90	64.24	65.51	64.18	65.14	70.10	67.79	70.25	64.00	62.42	
		Stride count	31.15	30.36	31.52	31.19	30.89	31.21	30.98	29.86	30.36	29.83	31.25	411.39	



Note: Horizontal distance axis grid lines are 200m furlongs.

Disclaimer.

HRNZ and NZMTC and Thoroughbred Ratings Pty Ltd accepts no responsibility for the completeness or accuracy of any of the information contained herein, and makes no representations about its suitability for any particular purpose. Users should make their own judgements about those matters and/or seek independent advice. You assume all risks associated with use of the data provided on this page.



Race Results



March 18, 2022, Race 7, HORNBY LIQUOR HANDICAP TROT, Distance 2600m, Addington - Survey 3200m

Result	TAB no.	Horse (Barrier)	2600 to	2400m to
8th	5	Light Of Da Mo... (2)	2400m	2200m
		Position in running (margin)	-	8(10.7)
		Sectional time (s)	18.66	16.04
		Cumulative time (s)	205.93	187.27
		Speed (m/s)	10.72	12.47
		Stride length (m)	5.08	6.00
		Stride duration (s)	0.463	0.482
		Stride efficiency (%)	40.26	56.35
		Stride count	39.40	33.31

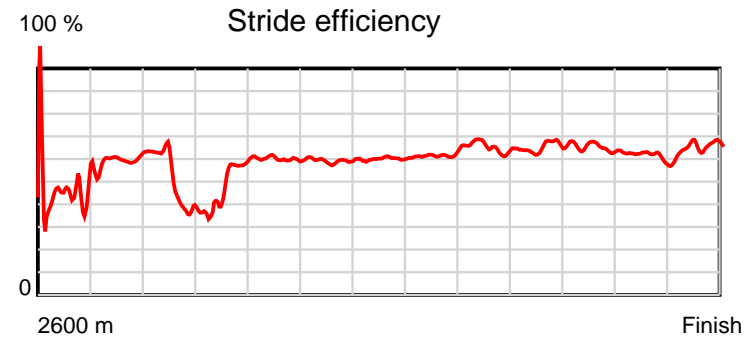
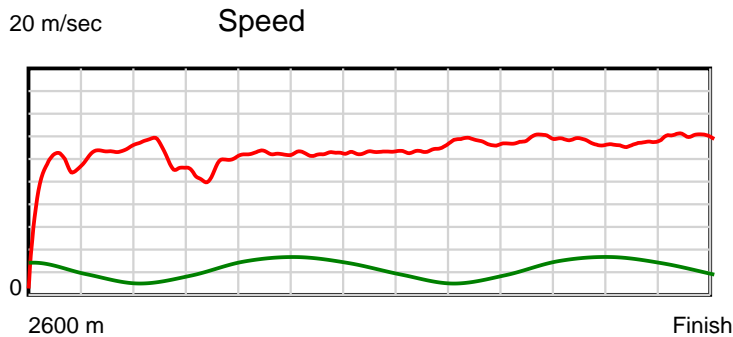
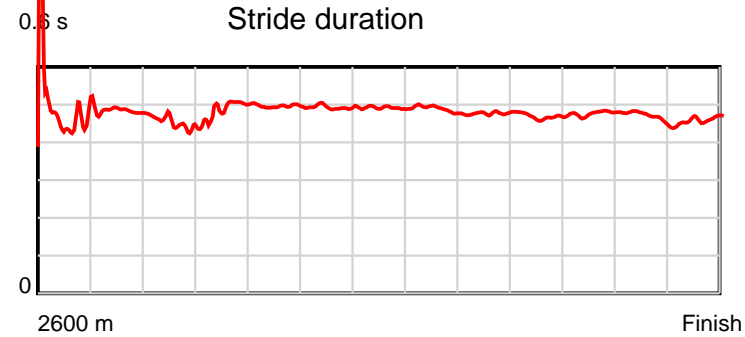
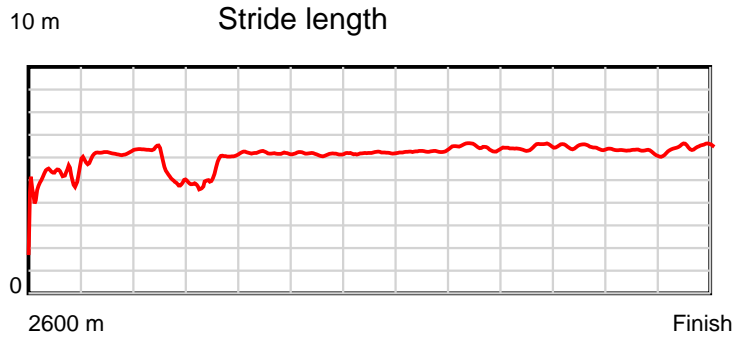
Disclaimer.

HRNZ and NZMTC and Thoroughbred Ratings Pty Ltd accepts no responsibility for the completeness or accuracy of any of the information contained herein, and makes no representations about its suitability for any particular purpose. Users should make their own judgements about those matters and/or seek independent advice. You assume all risks associated with use of the data provided on this page.

Race Results

March 18, 2022, Race 7, HORNBY LIQUOR HANDICAP TROT, Distance 2600m, Addington - Survey 3200m

Result	TAB no.	Horse (Barrier)	2200m to	2000m to	1800m to	1600m to	1400m to	1200m to	1000m to	800m to	600m to	400m to	200m to	Total or	Margin
8th	5	Light Of Da Mo... (2)	2000m	1800m	1600m	1400m	1200m	1000m	800m	600m	400m	200m	WP	Average	
		Position in running (margin)	8(14.2)	9(23.6)	12(39.0)	12(41.0)	12(38.0)	12(34.0)	12(29.6)	12(21.8)	12(18.2)	12(13.5)	12(13.2)		14.20
		Sectional time (s)	16.36	17.74	16.19	16.14	15.82	15.50	14.93	14.54	14.94	14.86	14.21		
		Cumulative time (s)	171.23	154.87	137.13	120.94	104.80	88.98	73.48	58.55	44.01	29.07	14.21	3:25.93	
		Speed (m/s)	12.22	11.27	12.35	12.39	12.64	12.90	13.40	13.76	13.39	13.46	14.07	12.63	
		Stride length (m)	5.48	5.37	6.11	6.11	6.20	6.30	6.39	6.44	6.38	6.27	6.49	6.02	
		Stride duration (s)	0.449	0.477	0.495	0.493	0.490	0.489	0.477	0.468	0.477	0.466	0.461	0.476	
		Stride efficiency (%)	47.01	45.11	58.41	58.39	60.03	62.12	63.82	64.86	63.69	61.43	65.80	56.55	
		Stride count	36.47	37.23	32.71	32.72	32.27	31.72	31.30	31.04	31.33	31.90	30.82	432.22	



Note: Horizontal distance axis grid lines are 200m furlongs.

Disclaimer.

HRNZ and NZMTC and Thoroughbred Ratings Pty Ltd accepts no responsibility for the completeness or accuracy of any of the information contained herein, and makes no representations about its suitability for any particular purpose. Users should make their own judgements about those matters and/or seek independent advice. You assume all risks associated with use of the data provided on this page.



Race Results



March 18, 2022, Race 7, HORNBY LIQUOR HANDICAP TROT, Distance 2600m, Addington - Survey 3200m

Result	TAB no.	Horse (Barrier)	2600 to	2400m to
9th	11	Idle Stuardia (13)	2400m	2200m
		Position in running (margin)	-	3(8.7)
		Sectional time (s)	18.41	19.29
		Cumulative time (s)	206.23	187.82
		Speed (m/s)	10.86	10.37
		Stride length (m)	5.46	4.84
		Stride duration (s)	0.455	0.467
		Stride efficiency (%)	46.54	36.65
		Stride count	36.65	41.30

Disclaimer.

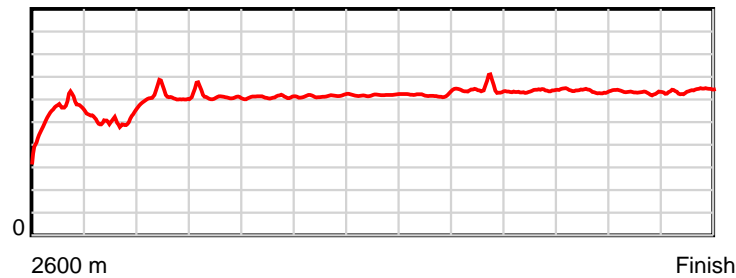
HRNZ and NZMTC and Thoroughbred Ratings Pty Ltd accepts no responsibility for the completeness or accuracy of any of the information contained herein, and makes no representations about its suitability for any particular purpose. Users should make their own judgements about those matters and/or seek independent advice. You assume all risks associated with use of the data provided on this page.

Race Results

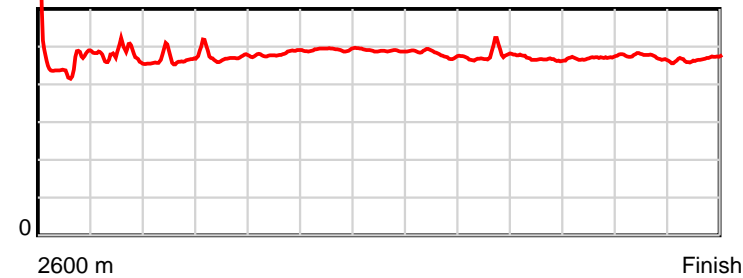
March 18, 2022, Race 7, HORNBY LIQUOR HANDICAP TROT, Distance 2600m, Addington - Survey 3200m

Result	TAB no.	Horse (Barrier)	2200m to	2000m to	1800m to	1600m to	1400m to	1200m to	1000m to	800m to	600m to	400m to	200m to	Total or	Margin
9th	11	Idle Stuartia (13)	2000m	1800m	1600m	1400m	1200m	1000m	800m	600m	400m	200m	WP	Average	
		Position in running (margin)	11(31.8)	11(37.1)	11(38.7)	11(39.3)	11(35.6)	11(31.6)	11(27.0)	11(19.8)	11(16.4)	11(11.3)	11(11.5)		15.90
		Sectional time (s)	15.69	15.45	15.95	16.01	15.83	15.48	15.01	14.58	14.86	14.96	14.71		
		Cumulative time (s)	168.53	152.84	137.39	121.44	105.43	89.60	74.12	59.11	44.53	29.67	14.71	3:26.23	
		Speed (m/s)	12.75	12.94	12.54	12.49	12.63	12.92	13.32	13.72	13.46	13.37	13.60	12.61	
		Stride length (m)	5.91	6.13	6.05	6.15	6.18	6.21	6.32	6.40	6.34	6.30	6.36	6.02	
		Stride duration (s)	0.464	0.474	0.482	0.493	0.489	0.480	0.475	0.467	0.471	0.471	0.468	0.477	
		Stride efficiency (%)	54.64	58.74	57.16	59.16	59.65	60.18	62.46	64.10	62.79	62.01	63.24	56.56	
		Stride count	33.82	32.62	33.07	32.50	32.37	32.23	31.64	31.23	31.55	31.75	31.44	432.17	

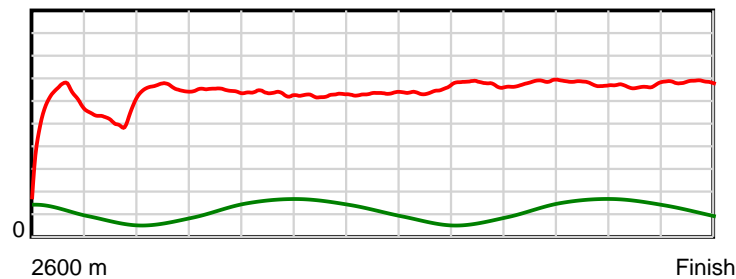
10 m Stride length



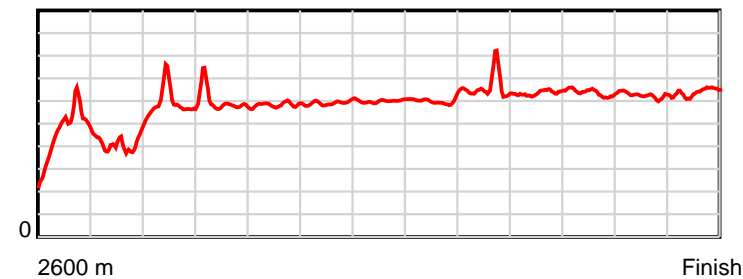
0.6 s Stride duration



20 m/sec Speed



100 % Stride efficiency



Note: Horizontal distance axis grid lines are 200m furlongs.

Disclaimer.

HRNZ and NZMTC and Thoroughbred Ratings Pty Ltd accepts no responsibility for the completeness or accuracy of any of the information contained herein, and makes no representations about its suitability for any particular purpose. Users should make their own judgements about those matters and/or seek independent advice. You assume all risks associated with use of the data provided on this page.



Race Results



March 18, 2022, Race 7, HORNBY LIQUOR HANDICAP TROT, Distance 2600m, Addington - Survey 3200m

Result	TAB no.	Horse (Barrier)	2600 to	2400m to
10th	3	Prince Teka (10)	2400m	2200m
		Position in running (margin)	-	1(0.0)
		Sectional time (s)	16.94	15.45
		Cumulative time (s)	206.83	189.89
		Speed (m/s)	11.80	12.94
		Stride length (m)	5.47	5.87
		Stride duration (s)	0.461	0.454
		Stride efficiency (%)	46.82	53.93
		Stride count	36.54	34.04

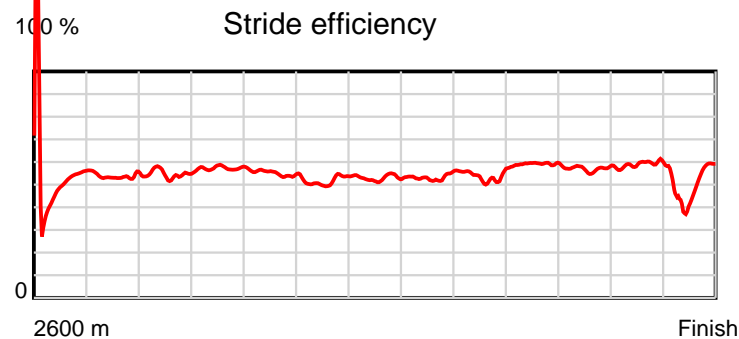
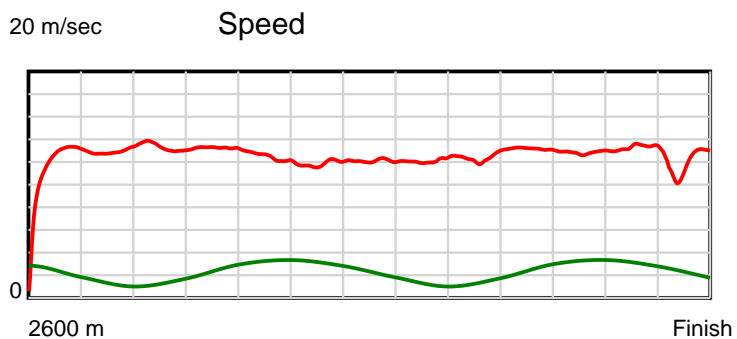
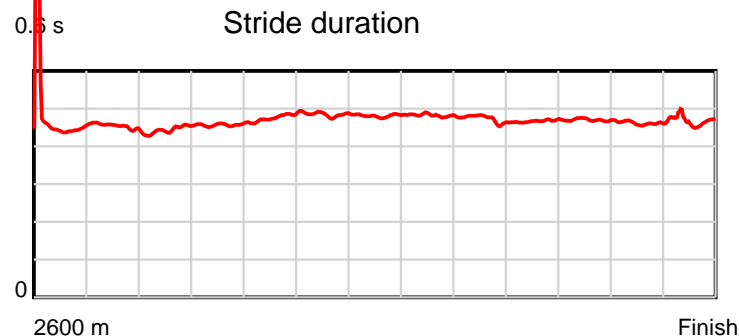
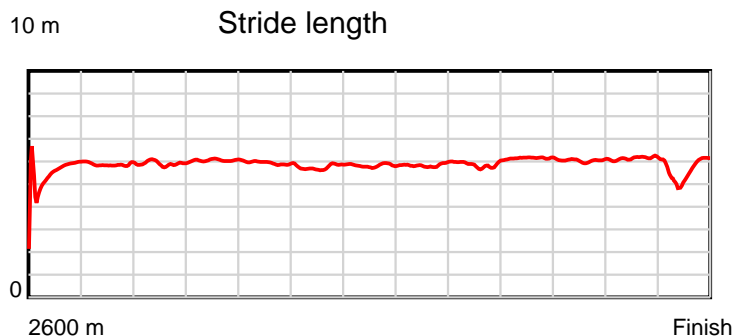
Disclaimer.

HRNZ and NZMTC and Thoroughbred Ratings Pty Ltd accepts no responsibility for the completeness or accuracy of any of the information contained herein, and makes no representations about its suitability for any particular purpose. Users should make their own judgements about those matters and/or seek independent advice. You assume all risks associated with use of the data provided on this page.

Race Results

March 18, 2022, Race 7, HORNBY LIQUOR HANDICAP TROT, Distance 2600m, Addington - Survey 3200m

Result	TAB no.	Horse (Barrier)	2200m to	2000m to	1800m to	1600m to	1400m to	1200m to	1000m to	800m to	600m to	400m to	200m to	Total or	Margin
10th	3	Prince Teka (10)	2000m	1800m	1600m	1400m	1200m	1000m	800m	600m	400m	200m	WP	Average	
		Position in running (margin)	1(0.0)	2(2.4)	3(2.0)	4(3.4)	4(3.4)	4(3.7)	5(4.1)	5(3.0)	5(3.2)	5(2.7)	7(2.9)		19.20
		Sectional time (s)	15.19	15.11	16.11	16.63	16.55	16.30	16.03	15.19	15.63	14.95	16.75		
		Cumulative time (s)	174.44	159.25	144.14	128.03	111.40	94.85	78.55	62.52	47.33	31.70	16.75	3:26.83	
		Speed (m/s)	13.17	13.24	12.41	12.03	12.08	12.27	12.48	13.17	12.80	13.38	11.94	12.57	
		Stride length (m)	5.84	6.05	5.91	5.83	5.82	5.92	5.90	6.15	6.02	6.17	5.50	5.87	
		Stride duration (s)	0.444	0.457	0.476	0.485	0.481	0.482	0.473	0.467	0.470	0.461	0.461	0.467	
		Stride efficiency (%)	53.36	57.19	54.62	53.13	52.91	54.73	54.47	59.11	56.56	59.46	47.26	53.93	
		Stride count	34.23	33.06	33.83	34.30	34.37	33.79	33.88	32.52	33.24	32.42	36.37	442.59	



Note: Horizontal distance axis grid lines are 200m furlongs.

Disclaimer.

HRNZ and NZMTC and Thoroughbred Ratings Pty Ltd accepts no responsibility for the completeness or accuracy of any of the information contained herein, and makes no representations about its suitability for any particular purpose. Users should make their own judgements about those matters and/or seek independent advice. You assume all risks associated with use of the data provided on this page.



Race Results



March 18, 2022, Race 7, HORNBY LIQUOR HANDICAP TROT, Distance 2600m, Addington - Survey 3200m

Result	TAB no.	Horse (Barrier)	2600 to	2400m to
11th	13	I Dream Of Jea... (6)	2400m	2200m
		Position in running (margin)	-	11(22.9)
		Sectional time (s)	20.83	17.40
		Cumulative time (s)	208.41	187.58
		Speed (m/s)	9.60	11.49
		Stride length (m)	5.25	5.59
		Stride duration (s)	0.470	0.487
		Stride efficiency (%)	43.08	48.89
		Stride count	38.09	35.76

Disclaimer.

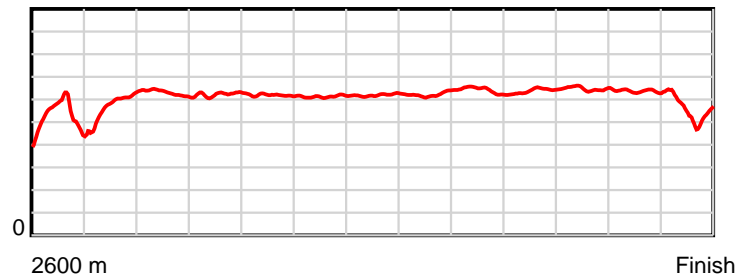
HRNZ and NZMTC and Thoroughbred Ratings Pty Ltd accepts no responsibility for the completeness or accuracy of any of the information contained herein, and makes no representations about its suitability for any particular purpose. Users should make their own judgements about those matters and/or seek independent advice. You assume all risks associated with use of the data provided on this page.

Race Results

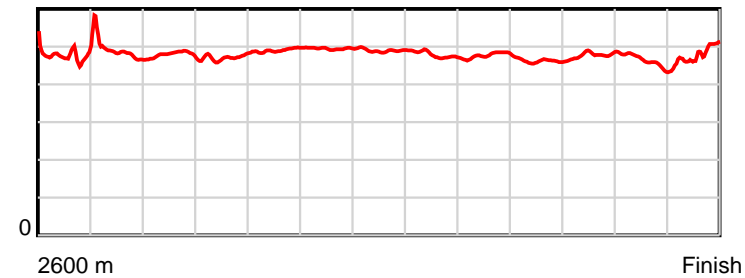
March 18, 2022, Race 7, HORNBY LIQUOR HANDICAP TROT, Distance 2600m, Addington - Survey 3200m

Result	TAB no.	Horse (Barrier)	2200m to	2000m to	1800m to	1600m to	1400m to	1200m to	1000m to	800m to	600m to	400m to	200m to	Total or	Margin
11th	13	I Dream Of Jea... (6)	2000m	1800m	1600m	1400m	1200m	1000m	800m	600m	400m	200m	WP	Average	
		Position in running (margin)	12(34.6)	12(37.4)	10(36.7)	10(36.9)	10(33.8)	10(29.3)	10(24.2)	10(17.3)	10(13.5)	10(8.9)	10(6.3)		28.00
		Sectional time (s)	15.25	15.07	15.89	16.12	15.74	15.39	15.06	14.52	14.94	14.49	17.71		
		Cumulative time (s)	170.18	154.93	139.86	123.97	107.85	92.11	76.72	61.66	47.14	32.20	17.71	3:28.41	
		Speed (m/s)	13.11	13.27	12.59	12.41	12.71	13.00	13.28	13.77	13.39	13.80	11.29	12.48	
		Stride length (m)	6.28	6.26	6.18	6.14	6.22	6.21	6.33	6.36	6.40	6.35	5.38	6.05	
		Stride duration (s)	0.479	0.472	0.491	0.495	0.490	0.478	0.477	0.462	0.478	0.460	0.476	0.485	
		Stride efficiency (%)	61.64	61.18	59.61	58.85	60.48	60.28	62.62	63.26	64.07	62.99	45.22	57.16	
		Stride count	31.84	31.96	32.38	32.59	32.15	32.20	31.59	31.43	31.24	31.50	37.18	429.91	

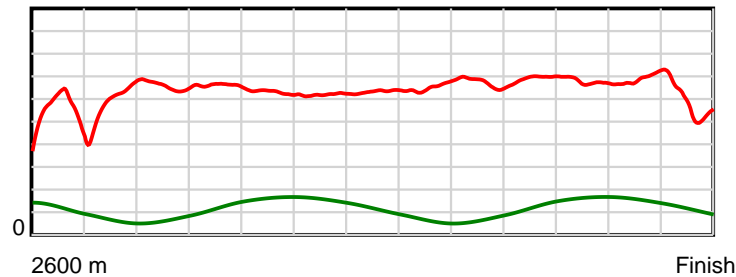
10 m Stride length



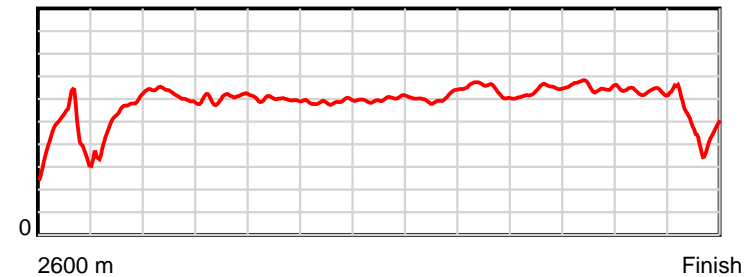
0.6 s Stride duration



20 m/sec Speed



100 % Stride efficiency



Note: Horizontal distance axis grid lines are 200m furlongs.

Disclaimer.

HRNZ and NZMTC and Thoroughbred Ratings Pty Ltd accepts no responsibility for the completeness or accuracy of any of the information contained herein, and makes no representations about its suitability for any particular purpose. Users should make their own judgements about those matters and/or seek independent advice. You assume all risks associated with use of the data provided on this page.



Race Results



March 18, 2022, Race 7, HORNBY LIQUOR HANDICAP TROT, Distance 2600m, Addington - Survey 3200m

Result	TAB no.	Horse (Barrier)	2600 to	2400m to
12th	1	Baxter (3)	2400m	2200m
		Position in running (margin)	-	2(3.7)
		Sectional time (s)	17.70	15.01
		Cumulative time (s)	209.53	191.83
		Speed (m/s)	11.30	13.32
		Stride length (m)	4.90	5.76
		Stride duration (s)	0.419	0.433
		Stride efficiency (%)	37.47	51.93
		Stride count	40.84	34.69

Disclaimer.

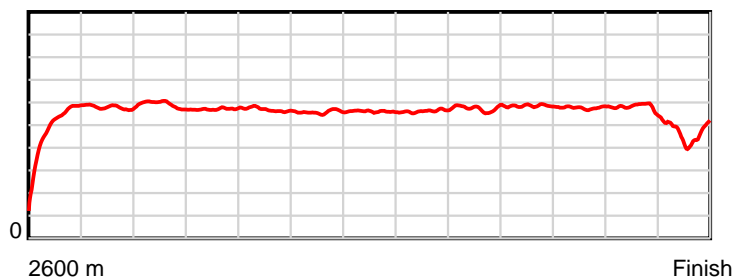
HRNZ and NZMTC and Thoroughbred Ratings Pty Ltd accepts no responsibility for the completeness or accuracy of any of the information contained herein, and makes no representations about its suitability for any particular purpose. Users should make their own judgements about those matters and/or seek independent advice. You assume all risks associated with use of the data provided on this page.

Race Results

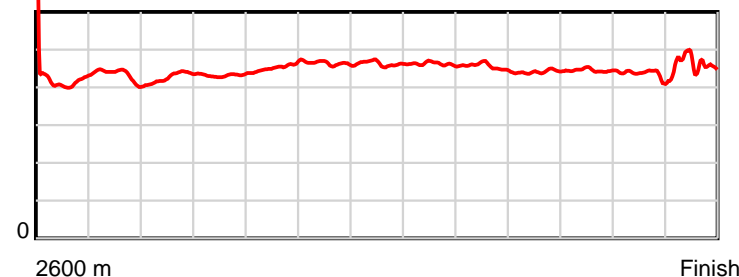
March 18, 2022, Race 7, HORNBY LIQUOR HANDICAP TROT, Distance 2600m, Addington - Survey 3200m

Result	TAB no.	Horse (Barrier)	2200m to	2000m to	1800m to	1600m to	1400m to	1200m to	1000m to	800m to	600m to	400m to	200m to	Total or	Margin
12th	1	Baxter (3)	2000m	1800m	1600m	1400m	1200m	1000m	800m	600m	400m	200m	WP	Average	
		Position in running (margin)	2(1.1)	1(0.0)	1(0.0)	2(1.2)	2(2.0)	2(1.8)	3(3.1)	3(1.3)	3(1.3)	3(0.6)	5(1.3)		34.20
		Sectional time (s)	14.61	15.18	16.07	16.76	16.48	16.44	15.91	15.15	15.59	15.05	19.58		
		Cumulative time (s)	176.82	162.21	147.03	130.96	114.20	97.72	81.28	65.37	50.22	34.63	19.58	3:29.53	
		Speed (m/s)	13.69	13.18	12.45	11.93	12.14	12.17	12.57	13.20	12.83	13.29	10.21	12.41	
		Stride length (m)	5.85	5.69	5.65	5.53	5.62	5.62	5.72	5.82	5.71	5.76	4.70	5.54	
		Stride duration (s)	0.427	0.432	0.453	0.463	0.463	0.462	0.455	0.441	0.445	0.433	0.460	0.447	
		Stride efficiency (%)	53.47	50.67	49.80	47.78	49.34	49.36	51.20	52.94	50.99	51.79	34.53	47.98	
		Stride count	34.19	35.12	35.43	36.17	35.59	34.94	34.36	35.01	34.74	42.55	469.22		

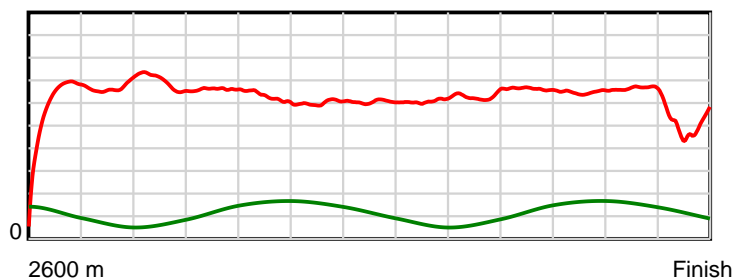
10 m Stride length



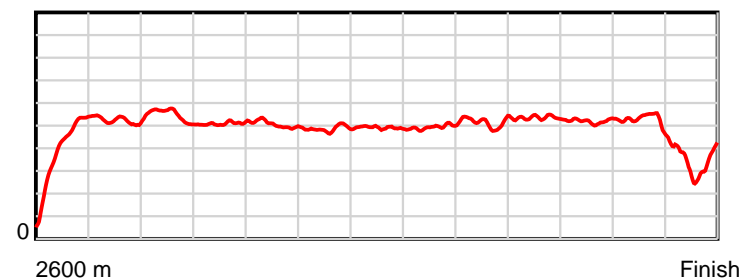
0.6 s Stride duration



20 m/sec Speed



100 % Stride efficiency



Note: Horizontal distance axis grid lines are 200m furlongs.

Disclaimer.

HRNZ and NZMTC and Thoroughbred Ratings Pty Ltd accepts no responsibility for the completeness or accuracy of any of the information contained herein, and makes no representations about its suitability for any particular purpose. Users should make their own judgements about those matters and/or seek independent advice. You assume all risks associated with use of the data provided on this page.



Race Results



March 18, 2022, Race 7, HORNBY LIQUOR HANDICAP TROT, Distance 2600m, Addington - Survey 3200m

Result	TAB no.	Horse (Barrier)	2600 to	2400m to
13th	4	Red Harbour (0)	2400m	2200m
		Position in running (margin)	-	13(50.3)
		Sectional time (s)	25.31	16.27
		Cumulative time (s)	212.72	187.41
		Speed (m/s)	7.90	12.29
		Stride length (m)	3.78	5.53
		Stride duration (s)	0.470	0.450
		Stride efficiency (%)	22.35	47.73
		Stride count	52.89	36.19

Disclaimer.

HRNZ and NZMTC and Thoroughbred Ratings Pty Ltd accepts no responsibility for the completeness or accuracy of any of the information contained herein, and makes no representations about its suitability for any particular purpose. Users should make their own judgements about those matters and/or seek independent advice. You assume all risks associated with use of the data provided on this page.



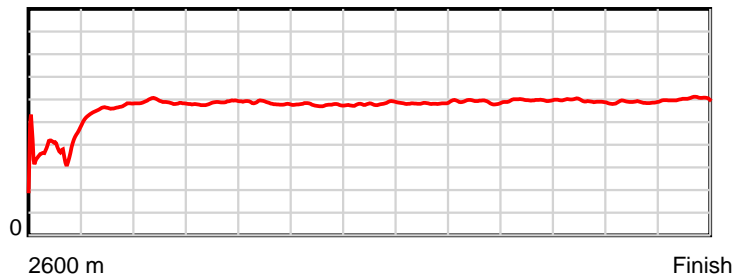
Race Results



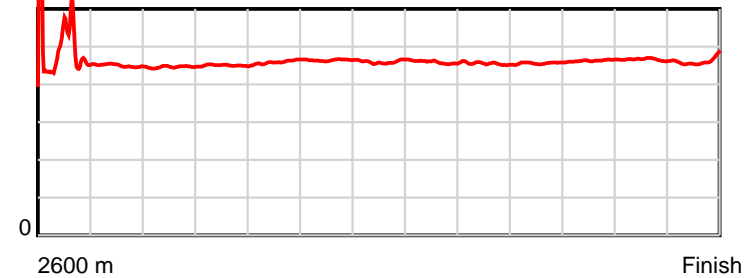
March 18, 2022, Race 7, HORNBY LIQUOR HANDICAP TROT, Distance 2600m, Addington - Survey 3200m

Result	TAB no.	Horse (Barrier)	2200m to	2000m to	1800m to	1600m to	1400m to	1200m to	1000m to	800m to	600m to	400m to	200m to	Total or	Margin
13th	4	Red Harbour (0)	2000m	1800m	1600m	1400m	1200m	1000m	800m	600m	400m	200m	WP	Average	
		Position in running (margin)	13(55.2)	13(58.1)	13(59.0)	13(59.5)	13(54.0)	13(49.9)	13(45.4)	13(41.5)	13(42.6)	13(42.8)	13(46.0)		52.00
		Sectional time (s)	15.28	15.33	15.95	15.72	15.82	15.49	15.56	15.32	15.76	15.45	15.46		
		Cumulative time (s)	171.14	155.86	140.53	124.58	108.86	93.04	77.55	61.99	46.67	30.91	15.46	3:32.72	
		Speed (m/s)	13.09	13.05	12.54	12.72	12.64	12.91	12.85	13.05	12.69	12.94	12.94	12.22	
		Stride length (m)	5.84	5.87	5.77	5.90	5.82	5.93	5.85	5.96	5.88	6.03	6.00	5.62	
		Stride duration (s)	0.446	0.450	0.460	0.464	0.460	0.459	0.455	0.456	0.463	0.466	0.464	0.460	
		Stride efficiency (%)	53.33	53.91	52.00	54.47	52.85	54.88	53.45	55.44	54.02	56.83	56.30	49.42	
		Stride count	34.24	34.05	34.67	33.88	34.39	33.75	34.20	33.58	34.02	33.17	33.32	462.35	

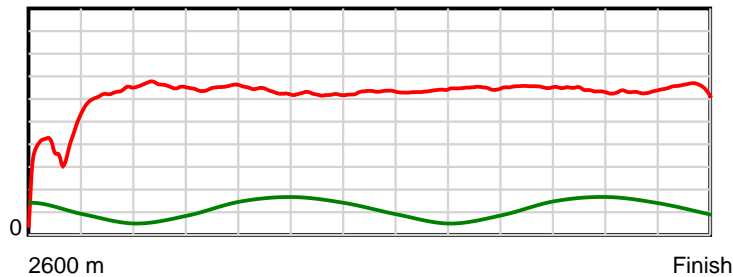
10 m Stride length



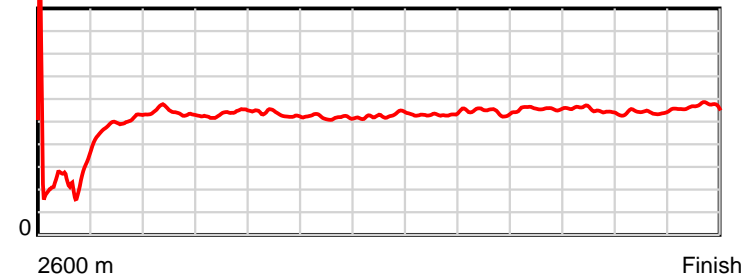
0.5 s Stride duration



20 m/sec Speed



100 % Stride efficiency



Note: Horizontal distance axis grid lines are 200m furlongs.

Disclaimer.

HRNZ and NZMTC and Thoroughbred Ratings Pty Ltd accepts no responsibility for the completeness or accuracy of any of the information contained herein, and makes no representations about its suitability for any particular purpose. Users should make their own judgements about those matters and/or seek independent advice. You assume all risks associated with use of the data provided on this page.