



Race Results

NZ Metropolitan Trotting Club Inc, HRNZ, March 23, 2022

Compilation date: March 23, 2022, 4:15:51 PM (NZDT)

Copyright © 2022 HRNZ and NZMTC. All rights reserved.

Trademarks.

StrideMASTER is a registered trademark of Thoroughbred Ratings Pty Ltd.

Disclaimer.

HRNZ and NZMTC and Thoroughbred Ratings Pty Ltd accepts no responsibility for the completeness or accuracy of any of the information contained herein, and makes no representations about its suitability for any particular purpose. Users should make their own judgements about those matters and/or seek independent advice. You assume all risks associated with use of the data provided on this page.



Race Results



March 23, 2022, Race 6, BEACON BILLBOARDS MOBILE PACE, Distance 2600m, Addington - Survey 3200m

Result	TAB no.	Horse (Barrier)	2600 to 2400m	2400m to 2200m
1st	5	Luminite (4)		
		Position in running (margin)	-	2(0.1)
		Sectional time (s)	13.66	14.99
		Cumulative time (s)	196.25	182.59
		Speed (m/s)	14.64	13.34
		Stride length (m)	6.00	5.77
		Stride duration (s)	0.410	0.432
		Stride efficiency (%)	56.18	51.99
		Stride count	33.36	34.67

Disclaimer.

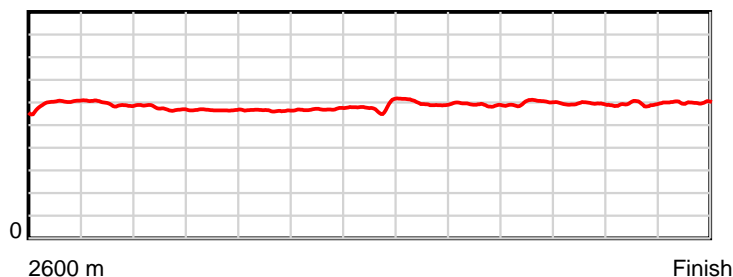
HRNZ and NZMTC and Thoroughbred Ratings Pty Ltd accepts no responsibility for the completeness or accuracy of any of the information contained herein, and makes no representations about its suitability for any particular purpose. Users should make their own judgements about those matters and/or seek independent advice. You assume all risks associated with use of the data provided on this page.

Race Results

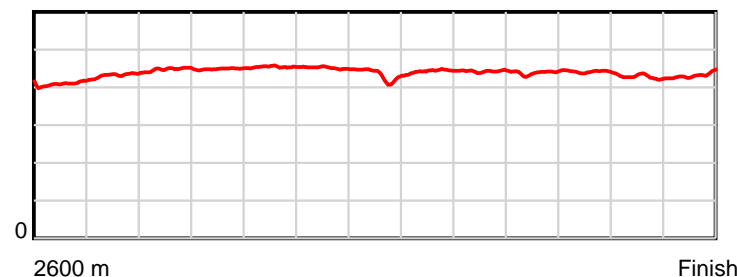
March 23, 2022, Race 6, BEACON BILLBOARDS MOBILE PACE, Distance 2600m, Addington - Survey 3200m

Result	TAB no.	Horse (Barrier)	2200m to	2000m to	1800m to	1600m to	1400m to	1200m to	1000m to	800m to	600m to	400m to	200m to	Total or	Margin
1st	5	Luminite (4)	2000m	1800m	1600m	1400m	1200m	1000m	800m	600m	400m	200m	WP	Average	
		Position in running (margin)	1(0.0)	1(0.0)	1(0.0)	1(0.0)	1(0.0)	1(0.0)	1(0.0)	1(0.0)	1(0.0)	1(0.0)	1(0.0)		0.00
		Sectional time (s)	15.78	15.94	16.16	16.05	14.94	15.19	15.06	14.72	14.80	14.54	14.42		
		Cumulative time (s)	167.60	151.82	135.88	119.72	103.67	88.73	73.54	58.48	43.76	28.96	14.42	3:16.25	
		Speed (m/s)	12.67	12.55	12.38	12.46	13.39	13.17	13.28	13.59	13.51	13.76	13.87	13.25	
		Stride length (m)	5.68	5.64	5.62	5.63	5.81	5.83	5.88	5.97	5.96	5.88	6.01	5.82	
		Stride duration (s)	0.448	0.449	0.454	0.451	0.434	0.443	0.442	0.439	0.441	0.427	0.433	0.439	
		Stride efficiency (%)	50.34	49.62	49.32	49.46	52.71	53.16	53.95	55.63	55.50	53.99	56.47	52.85	
		Stride count	35.24	35.49	35.60	35.55	34.44	34.29	34.04	33.52	33.56	34.03	33.27	447.06	

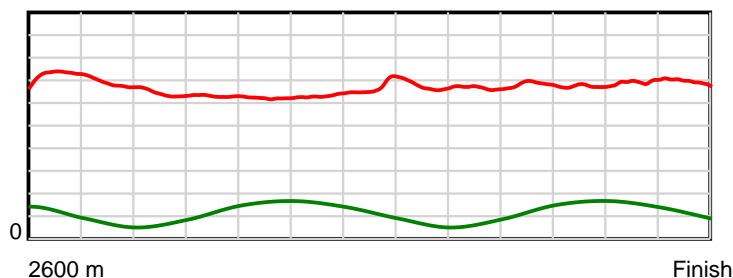
10 m Stride length



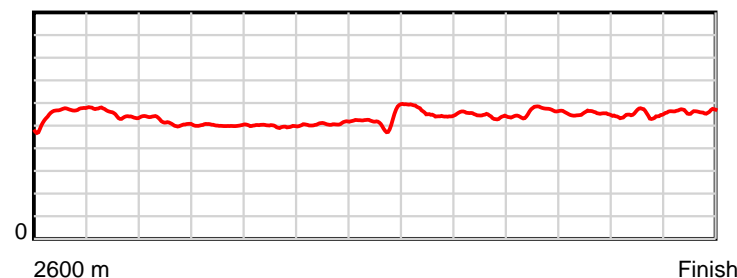
0.6 s Stride duration



20 m/sec Speed



100 % Stride efficiency



Note: Horizontal distance axis grid lines are 200m furlongs.

Disclaimer.

HRNZ and NZMTC and Thoroughbred Ratings Pty Ltd accepts no responsibility for the completeness or accuracy of any of the information contained herein, and makes no representations about its suitability for any particular purpose. Users should make their own judgements about those matters and/or seek independent advice. You assume all risks associated with use of the data provided on this page.



Race Results



March 23, 2022, Race 6, BEACON BILLBOARDS MOBILE PACE, Distance 2600m, Addington - Survey 3200m

Result	TAB no.	Horse (Barrier)	2600 to	2400m to
2nd	1	Nikki Noto (1)	2400m	2200m
		Position in running (margin)	-	1(0.0)
		Sectional time (s)	13.51	15.38
		Cumulative time (s)	196.74	183.23
		Speed (m/s)	14.80	13.00
		Stride length (m)	6.29	5.97
		Stride duration (s)	0.429	0.459
		Stride efficiency (%)	61.92	55.63
		Stride count	31.77	33.52

Disclaimer.

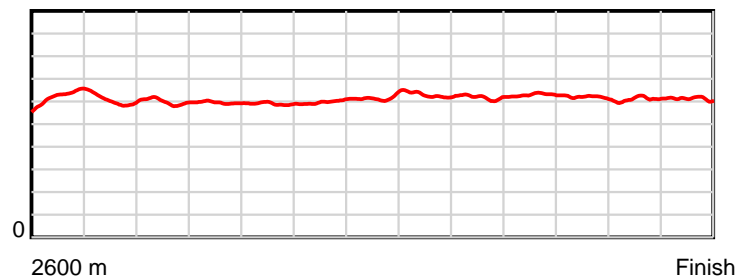
HRNZ and NZMTC and Thoroughbred Ratings Pty Ltd accepts no responsibility for the completeness or accuracy of any of the information contained herein, and makes no representations about its suitability for any particular purpose. Users should make their own judgements about those matters and/or seek independent advice. You assume all risks associated with use of the data provided on this page.

Race Results

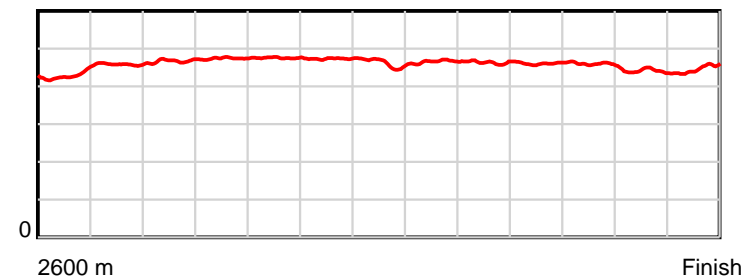
March 23, 2022, Race 6, BEACON BILLBOARDS MOBILE PACE, Distance 2600m, Addington - Survey 3200m

Result	TAB no.	Horse (Barrier)	2200m to	2000m to	1800m to	1600m to	1400m to	1200m to	1000m to	800m to	600m to	400m to	200m to	Total or	Margin
2nd	1	Nikki Noto (1)	2000m	1800m	1600m	1400m	1200m	1000m	800m	600m	400m	200m	WP	Average	
		Position in running (margin)	2(2.2)	2(1.8)	2(2.0)	2(2.4)	2(1.8)	3(2.6)	2(1.2)	2(1.8)	3(1.9)	3(2.5)	2(1.9)		2.80
		Sectional time (s)	15.71	15.97	16.23	15.94	15.08	14.97	15.16	14.73	14.90	14.44	14.72		
		Cumulative time (s)	167.85	152.14	136.17	119.94	104.00	88.92	73.95	58.79	44.06	29.16	14.72	3:16.74	
		Speed (m/s)	12.73	12.52	12.32	12.55	13.26	13.36	13.19	13.58	13.42	13.85	13.59	13.22	
		Stride length (m)	5.94	5.94	5.86	5.94	6.13	6.22	6.11	6.25	6.17	6.10	6.08	6.07	
		Stride duration (s)	0.467	0.474	0.475	0.473	0.462	0.466	0.463	0.461	0.459	0.440	0.447	0.460	
		Stride efficiency (%)	55.22	55.12	53.66	55.10	58.71	60.55	58.35	61.13	59.40	58.16	57.70	57.66	
		Stride count	33.64	33.68	34.13	33.68	32.63	32.13	32.73	31.98	32.44	32.78	32.91	428.02	

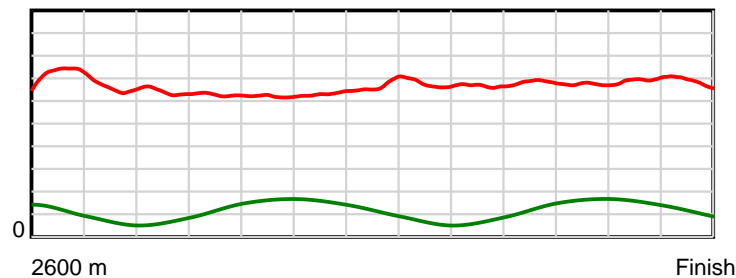
10 m Stride length



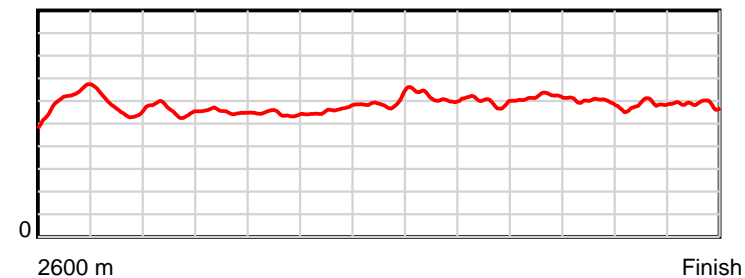
0.6 s Stride duration



20 m/sec Speed



100 % Stride efficiency



Note: Horizontal distance axis grid lines are 200m furlongs.

Disclaimer.

HRNZ and NZMTC and Thoroughbred Ratings Pty Ltd accepts no responsibility for the completeness or accuracy of any of the information contained herein, and makes no representations about its suitability for any particular purpose. Users should make their own judgements about those matters and/or seek independent advice. You assume all risks associated with use of the data provided on this page.



Race Results



March 23, 2022, Race 6, BEACON BILLBOARDS MOBILE PACE, Distance 2600m, Addington - Survey 3200m

Result	TAB no.	Horse (Barrier)	2600 to	2400m to
3rd	8	Dismara (7)	2400m	2200m
		Position in running (margin)	-	7(10.0)
		Sectional time (s)	14.99	14.91
		Cumulative time (s)	197.00	182.01
		Speed (m/s)	13.34	13.41
		Stride length (m)	5.88	5.93
		Stride duration (s)	0.447	0.442
		Stride efficiency (%)	54.07	54.92
		Stride count	34.00	33.74

Disclaimer.

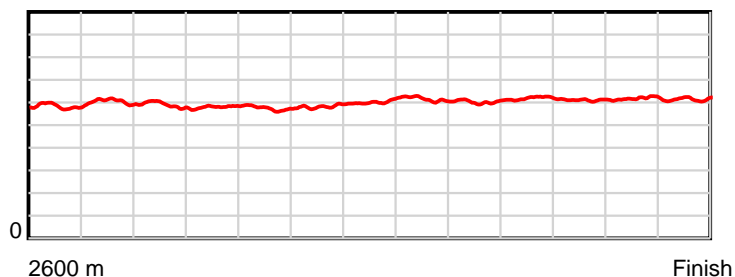
HRNZ and NZMTC and Thoroughbred Ratings Pty Ltd accepts no responsibility for the completeness or accuracy of any of the information contained herein, and makes no representations about its suitability for any particular purpose. Users should make their own judgements about those matters and/or seek independent advice. You assume all risks associated with use of the data provided on this page.

Race Results

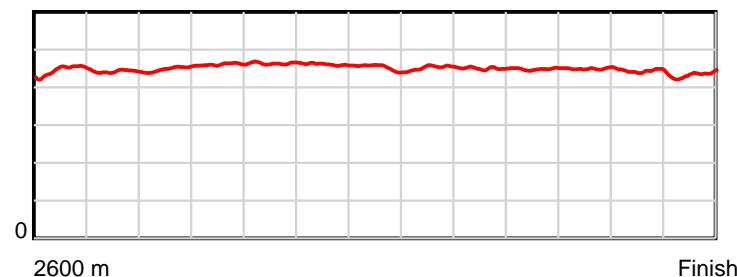
March 23, 2022, Race 6, BEACON BILLBOARDS MOBILE PACE, Distance 2600m, Addington - Survey 3200m

Result	TAB no.	Horse (Barrier)	2200m to	2000m to	1800m to	1600m to	1400m to	1200m to	1000m to	800m to	600m to	400m to	200m to	Total or	Margin
3rd	8	Dismara (7)	2000m	1800m	1600m	1400m	1200m	1000m	800m	600m	400m	200m	WP	Average	
		Position in running (margin)	6(9.4)	5(6.9)	4(6.8)	5(8.4)	6(6.7)	7(7.1)	7(5.5)	7(5.6)	7(5.3)	7(6.4)	8(6.8)		4.10
		Sectional time (s)	15.36	15.93	16.41	15.76	15.02	14.92	15.09	14.67	14.97	14.62	14.35		
		Cumulative time (s)	167.10	151.74	135.81	119.40	103.64	88.62	73.70	58.61	43.94	28.97	14.35	3:17.00	
		Speed (m/s)	13.02	12.55	12.19	12.69	13.32	13.40	13.25	13.63	13.36	13.68	13.94	13.20	
		Stride length (m)	5.85	5.78	5.65	5.84	6.02	6.07	5.97	6.11	6.00	6.06	6.06	5.94	
		Stride duration (s)	0.449	0.461	0.464	0.461	0.452	0.453	0.451	0.448	0.449	0.443	0.434	0.450	
		Stride efficiency (%)	53.41	52.28	49.91	53.37	56.56	57.59	55.73	58.33	56.31	57.30	57.30	55.08	
		Stride count	34.21	34.58	35.39	34.22	33.24	32.94	33.49	32.73	33.32	33.03	33.03	437.92	

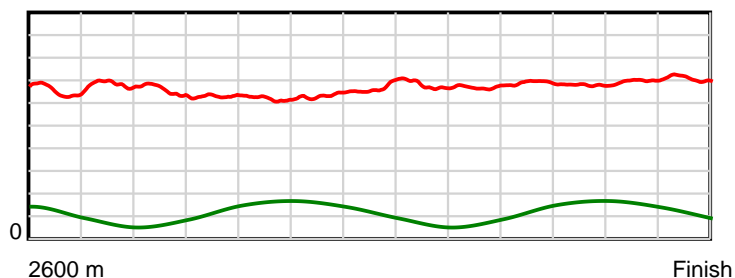
10 m Stride length



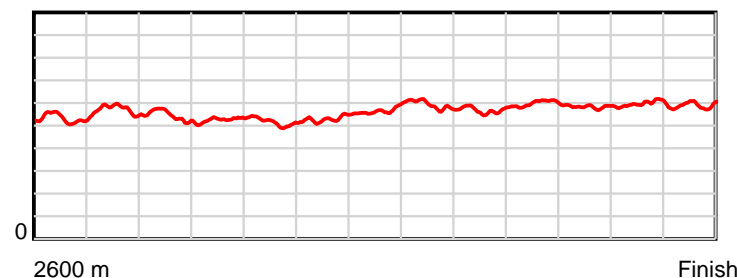
0.6 s Stride duration



20 m/sec Speed



100 % Stride efficiency



Note: Horizontal distance axis grid lines are 200m furlongs.

Disclaimer.

HRNZ and NZMTC and Thoroughbred Ratings Pty Ltd accepts no responsibility for the completeness or accuracy of any of the information contained herein, and makes no representations about its suitability for any particular purpose. Users should make their own judgements about those matters and/or seek independent advice. You assume all risks associated with use of the data provided on this page.



Race Results



March 23, 2022, Race 6, BEACON BILLBOARDS MOBILE PACE, Distance 2600m, Addington - Survey 3200m

Result	TAB no.	Horse (Barrier)	2600 to	2400m to
4th	9	Baileys Diamon... (8)	2400m	2200m
		Position in running (margin)	-	8(10.8)
		Sectional time (s)	15.51	15.28
		Cumulative time (s)	197.08	181.57
		Speed (m/s)	12.89	13.09
		Stride length (m)	5.63	5.72
		Stride duration (s)	0.435	0.437
		Stride efficiency (%)	49.59	51.15
		Stride count	35.50	34.96

Disclaimer.

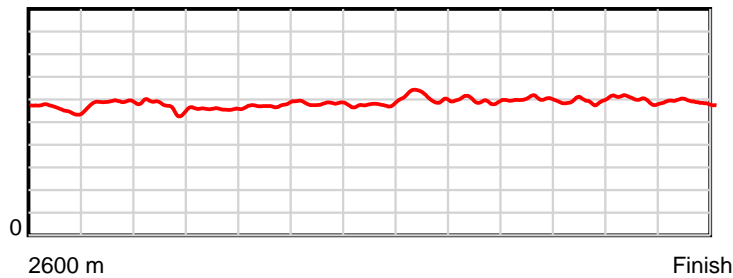
HRNZ and NZMTC and Thoroughbred Ratings Pty Ltd accepts no responsibility for the completeness or accuracy of any of the information contained herein, and makes no representations about its suitability for any particular purpose. Users should make their own judgements about those matters and/or seek independent advice. You assume all risks associated with use of the data provided on this page.

Race Results

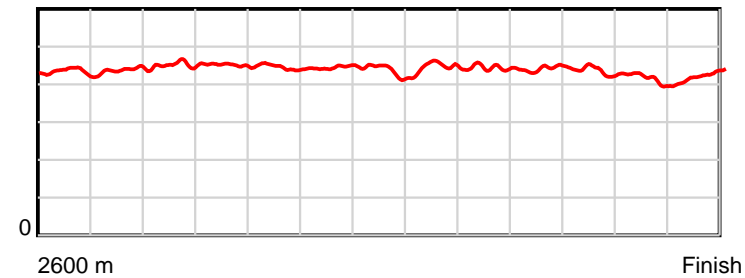
March 23, 2022, Race 6, BEACON BILLBOARDS MOBILE PACE, Distance 2600m, Addington - Survey 3200m

Result	TAB no.	Horse (Barrier)	2200m to	2000m to	1800m to	1600m to	1400m to	1200m to	1000m to	800m to	600m to	400m to	200m to	Total or	Margin
4th	9	Baileys Diamon... (8)	2000m	1800m	1600m	1400m	1200m	1000m	800m	600m	400m	200m	WP	Average	
		Position in running (margin)	8(12.4)	8(14.3)	8(15.7)	8(12.3)	8(7.4)	8(7.7)	8(6.3)	8(7.1)	8(7.0)	8(7.5)	7(4.8)		4.60
		Sectional time (s)	16.10	16.16	15.60	15.22	15.00	14.96	15.19	14.71	14.89	14.08	14.38		
		Cumulative time (s)	166.29	150.19	134.03	118.43	103.21	88.21	73.25	58.06	43.35	28.46	14.38	3:17.08	
		Speed (m/s)	12.42	12.38	12.82	13.14	13.33	13.37	13.17	13.60	13.43	14.20	13.91	13.19	
		Stride length (m)	5.61	5.59	5.71	5.85	5.82	5.98	5.85	6.01	5.84	5.86	5.91	5.79	
		Stride duration (s)	0.451	0.451	0.446	0.445	0.436	0.447	0.444	0.442	0.435	0.413	0.425	0.439	
		Stride efficiency (%)	49.10	48.74	51.02	53.45	52.89	55.79	53.41	56.44	53.35	53.71	54.52	52.47	
		Stride count	35.68	35.81	35.00	34.20	34.38	33.47	34.21	33.28	34.23	34.12	33.86	448.70	

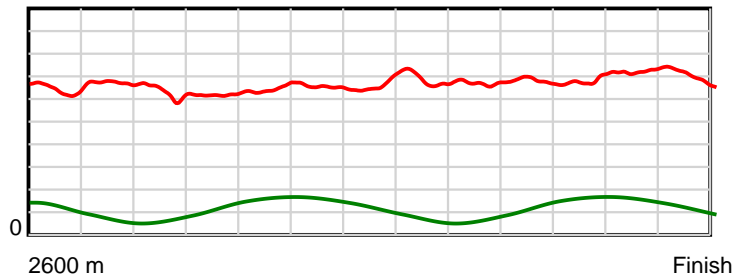
10 m Stride length



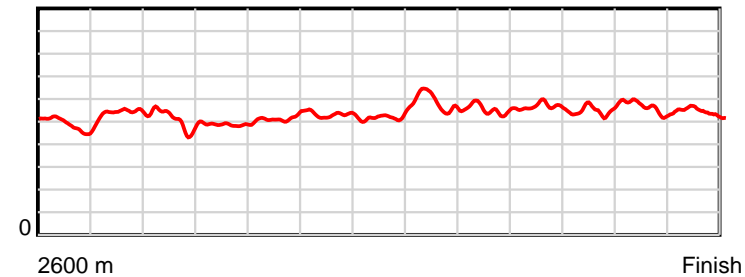
0.6 s Stride duration



20 m/sec Speed



100 % Stride efficiency



Note: Horizontal distance axis grid lines are 200m furlongs.

Disclaimer.

HRNZ and NZMTC and Thoroughbred Ratings Pty Ltd accepts no responsibility for the completeness or accuracy of any of the information contained herein, and makes no representations about its suitability for any particular purpose. Users should make their own judgements about those matters and/or seek independent advice. You assume all risks associated with use of the data provided on this page.



Race Results



March 23, 2022, Race 6, BEACON BILLBOARDS MOBILE PACE, Distance 2600m, Addington - Survey 3200m

Result	TAB no.	Horse (Barrier)	2600 to 2400m	2400m to 2200m
5th	7	Jordy (6)		
		Position in running (margin)	-	6(7.3)
		Sectional time (s)	14.66	15.51
		Cumulative time (s)	197.13	182.47
		Speed (m/s)	13.64	12.89
		Stride length (m)	6.27	6.11
		Stride duration (s)	0.464	0.474
		Stride efficiency (%)	61.39	58.41
		Stride count	31.91	32.71

Disclaimer.

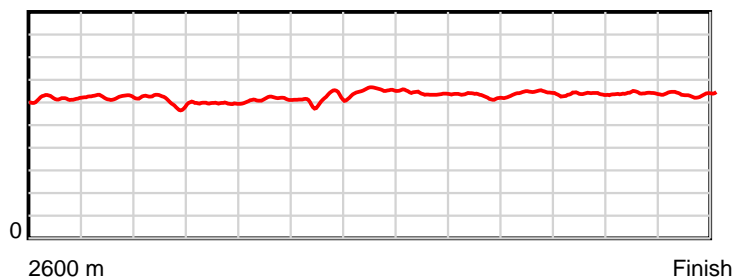
HRNZ and NZMTC and Thoroughbred Ratings Pty Ltd accepts no responsibility for the completeness or accuracy of any of the information contained herein, and makes no representations about its suitability for any particular purpose. Users should make their own judgements about those matters and/or seek independent advice. You assume all risks associated with use of the data provided on this page.

Race Results

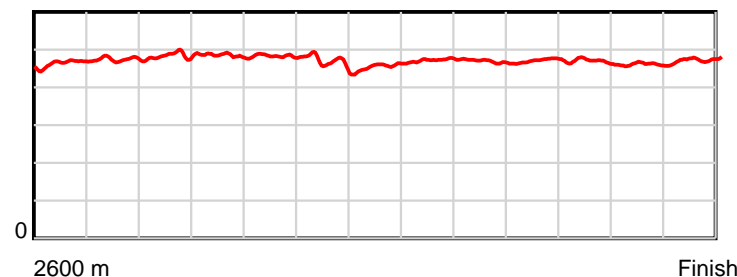
March 23, 2022, Race 6, BEACON BILLBOARDS MOBILE PACE, Distance 2600m, Addington - Survey 3200m

Result	TAB no.	Horse (Barrier)	2200m to	2000m to	1800m to	1600m to	1400m to	1200m to	1000m to	800m to	600m to	400m to	200m to	Total or	Margin
5th	7	Jordy (6)	2000m	1800m	1600m	1400m	1200m	1000m	800m	600m	400m	200m	WP	Average	
		Position in running (margin)	7(10.3)	7(12.9)	7(13.9)	7(11.8)	7(7.3)	2(1.2)	3(2.2)	3(2.0)	2(1.7)	2(1.0)	3(2.8)		4.90
		Sectional time (s)	16.22	16.09	15.81	15.30	13.93	15.35	15.03	14.67	14.69	14.83	15.04		
		Cumulative time (s)	166.96	150.74	134.65	118.84	103.54	89.61	74.26	59.23	44.56	29.87	15.04	3:17.13	
		Speed (m/s)	12.33	12.43	12.65	13.07	14.36	13.03	13.31	13.63	13.61	13.49	13.30	13.19	
		Stride length (m)	5.97	6.02	6.11	6.10	6.56	6.16	6.24	6.42	6.39	6.22	6.31	6.22	
		Stride duration (s)	0.484	0.484	0.483	0.467	0.457	0.473	0.469	0.471	0.469	0.461	0.475	0.471	
		Stride efficiency (%)	55.71	56.62	58.35	58.14	67.33	59.23	60.77	64.42	63.71	60.37	62.29	60.39	
		Stride count	33.49	33.23	32.73	32.79	30.47	32.49	32.07	31.15	31.32	32.18	31.68	418.22	

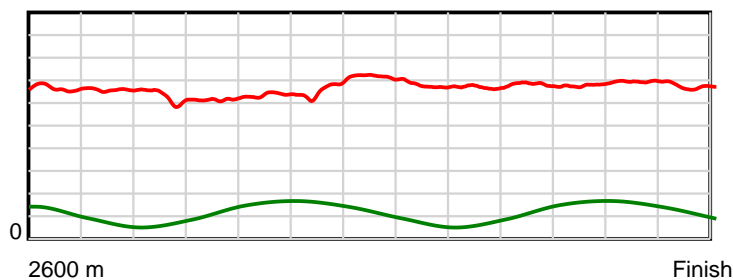
10 m Stride length



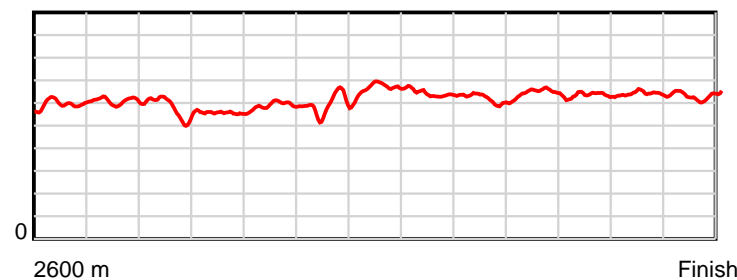
0.6 s Stride duration



20 m/sec Speed



100 % Stride efficiency



Note: Horizontal distance axis grid lines are 200m furlongs.

Disclaimer.

HRNZ and NZMTC and Thoroughbred Ratings Pty Ltd accepts no responsibility for the completeness or accuracy of any of the information contained herein, and makes no representations about its suitability for any particular purpose. Users should make their own judgements about those matters and/or seek independent advice. You assume all risks associated with use of the data provided on this page.



Race Results



March 23, 2022, Race 6, BEACON BILLBOARDS MOBILE PACE, Distance 2600m, Addington - Survey 3200m

Result	TAB no.	Horse (Barrier)	2600 to	2400m to
6th	6	Ultimate Bird (5)	2400m	2200m
		Position in running (margin)	-	5(5.6)
		Sectional time (s)	14.57	15.48
		Cumulative time (s)	197.23	182.66
		Speed (m/s)	13.72	12.92
		Stride length (m)	6.10	5.83
		Stride duration (s)	0.442	0.451
		Stride efficiency (%)	58.07	53.15
		Stride count	32.81	34.29

Disclaimer.

HRNZ and NZMTC and Thoroughbred Ratings Pty Ltd accepts no responsibility for the completeness or accuracy of any of the information contained herein, and makes no representations about its suitability for any particular purpose. Users should make their own judgements about those matters and/or seek independent advice. You assume all risks associated with use of the data provided on this page.



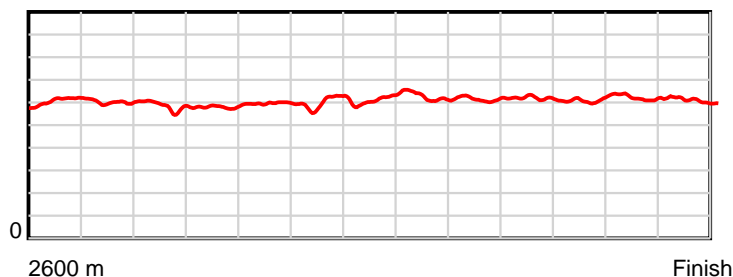
Race Results



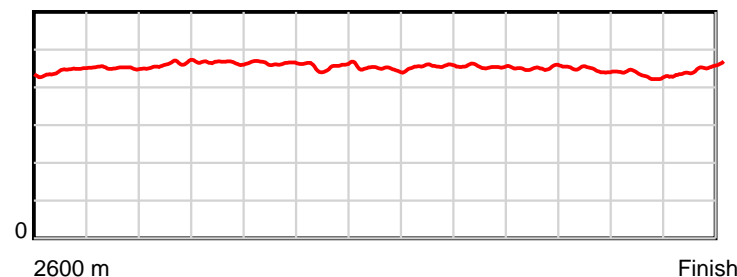
March 23, 2022, Race 6, BEACON BILLBOARDS MOBILE PACE, Distance 2600m, Addington - Survey 3200m

Result	TAB no.	Horse (Barrier)	2200m to	2000m to	1800m to	1600m to	1400m to	1200m to	1000m to	800m to	600m to	400m to	200m to	Total or	Margin
6th	6	Ultimate Bird (5)	2000m	1800m	1600m	1400m	1200m	1000m	800m	600m	400m	200m	WP	Average	
		Position in running (margin)	5(8.4)	6(10.2)	6(11.3)	6(9.4)	5(6.3)	6(5.1)	6(4.7)	6(5.2)	6(5.0)	6(5.2)	4(3.9)		5.40
		Sectional time (s)	16.07	16.12	15.84	15.53	14.74	15.14	15.14	14.68	14.83	14.33	14.76		
		Cumulative time (s)	167.18	151.11	134.99	119.15	103.62	88.88	73.74	58.60	43.92	29.09	14.76	3:17.23	
		Speed (m/s)	12.45	12.41	12.63	12.88	13.57	13.21	13.21	13.62	13.49	13.96	13.55	13.18	
		Stride length (m)	5.74	5.77	5.86	5.88	6.09	6.03	6.00	6.15	6.02	6.01	6.09	5.97	
		Stride duration (s)	0.462	0.465	0.464	0.457	0.449	0.456	0.455	0.452	0.446	0.431	0.450	0.453	
		Stride efficiency (%)	51.57	52.11	53.65	54.06	57.89	56.73	56.35	59.16	56.59	56.52	58.04	55.61	
		Stride count	34.81	34.64	34.13	34.00	32.86	33.19	33.31	32.51	33.23	33.26	32.82	435.86	

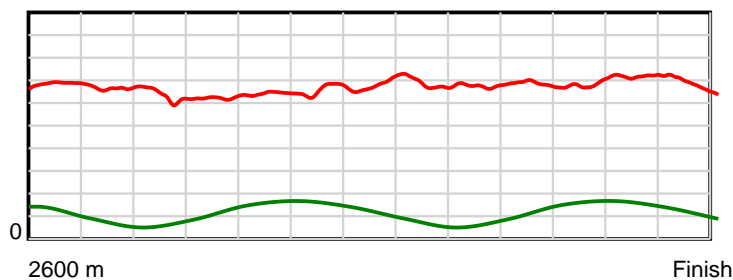
10 m Stride length



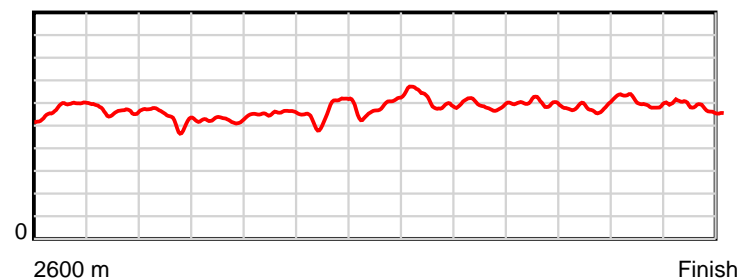
0.6 s Stride duration



20 m/sec Speed



100 % Stride efficiency



Note: Horizontal distance axis grid lines are 200m furlongs.

Disclaimer.

HRNZ and NZMTC and Thoroughbred Ratings Pty Ltd accepts no responsibility for the completeness or accuracy of any of the information contained herein, and makes no representations about its suitability for any particular purpose. Users should make their own judgements about those matters and/or seek independent advice. You assume all risks associated with use of the data provided on this page.



Race Results



March 23, 2022, Race 6, BEACON BILLBOARDS MOBILE PACE, Distance 2600m, Addington - Survey 3200m

Result	TAB no.	Horse (Barrier)	2600 to	2400m to
7th	3	Bolzano (3)	2400m	2200m
		Position in running (margin)	-	3(0.8)
		Sectional time (s)	13.70	15.28
		Cumulative time (s)	197.38	183.68
		Speed (m/s)	14.60	13.09
		Stride length (m)	6.31	5.98
		Stride duration (s)	0.435	0.457
		Stride efficiency (%)	62.24	55.94
		Stride count	31.69	33.43

Disclaimer.

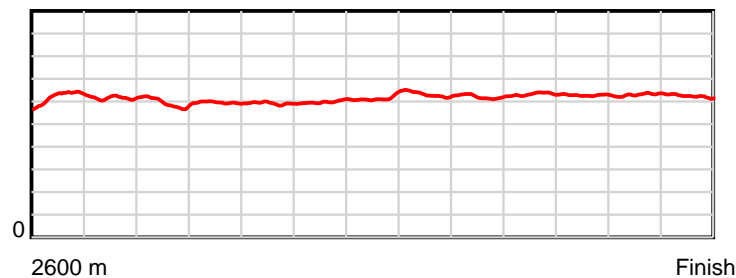
HRNZ and NZMTC and Thoroughbred Ratings Pty Ltd accepts no responsibility for the completeness or accuracy of any of the information contained herein, and makes no representations about its suitability for any particular purpose. Users should make their own judgements about those matters and/or seek independent advice. You assume all risks associated with use of the data provided on this page.

Race Results

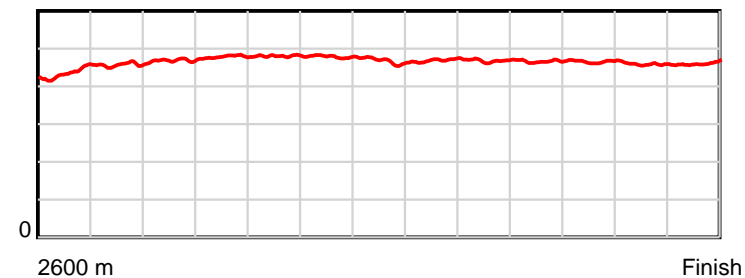
March 23, 2022, Race 6, BEACON BILLBOARDS MOBILE PACE, Distance 2600m, Addington - Survey 3200m

Result	TAB no.	Horse (Barrier)	2200m to	2000m to	1800m to	1600m to	1400m to	1200m to	1000m to	800m to	600m to	400m to	200m to	Total or	Margin
7th	3	Bolzano (3)	2000m	1800m	1600m	1400m	1200m	1000m	800m	600m	400m	200m	WP	Average	
		Position in running (margin)	3(2.5)	3(3.9)	3(4.2)	3(4.1)	3(3.7)	5(4.3)	5(3.8)	5(4.1)	5(3.9)	5(3.9)	6(4.3)		6.30
		Sectional time (s)	16.02	15.99	16.14	15.98	15.04	15.12	15.10	14.69	14.79	14.62	14.91		
		Cumulative time (s)	168.40	152.38	136.39	120.25	104.27	89.23	74.11	59.01	44.32	29.53	14.91	3:17.38	
		Speed (m/s)	12.48	12.51	12.39	12.52	13.30	13.23	13.25	13.61	13.52	13.68	13.41	13.17	
		Stride length (m)	5.86	5.98	5.95	5.99	6.21	6.21	6.20	6.35	6.30	6.27	6.19	6.13	
		Stride duration (s)	0.469	0.479	0.480	0.479	0.467	0.469	0.468	0.466	0.466	0.458	0.461	0.466	
		Stride efficiency (%)	53.62	55.97	55.35	56.10	60.35	60.19	60.04	62.97	62.02	61.39	59.87	58.81	
		Stride count	34.14	33.42	33.61	33.38	32.18	32.22	32.27	31.50	31.75	31.91	32.31	423.81	

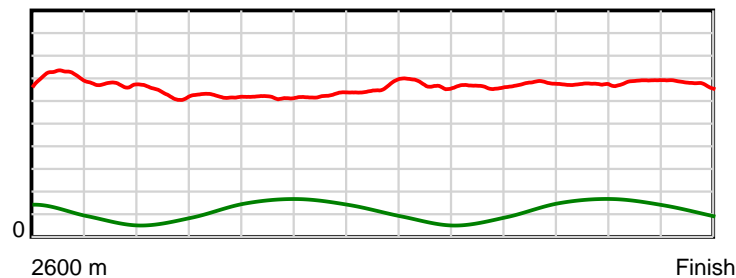
10 m Stride length



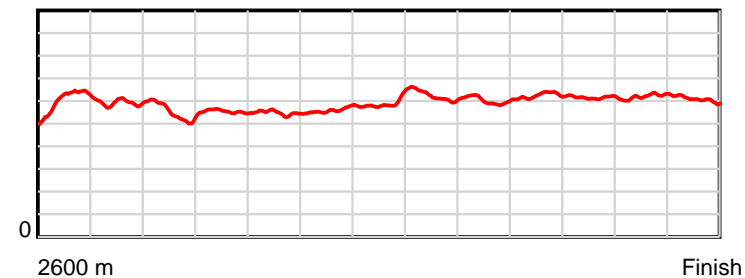
0.6 s Stride duration



20 m/sec Speed



100 % Stride efficiency



Note: Horizontal distance axis grid lines are 200m furlongs.

Disclaimer.

HRNZ and NZMTC and Thoroughbred Ratings Pty Ltd accepts no responsibility for the completeness or accuracy of any of the information contained herein, and makes no representations about its suitability for any particular purpose. Users should make their own judgements about those matters and/or seek independent advice. You assume all risks associated with use of the data provided on this page.



Race Results



March 23, 2022, Race 6, BEACON BILLBOARDS MOBILE PACE, Distance 2600m, Addington - Survey 3200m

Result	TAB no.	Horse (Barrier)	2600 to	2400m to
8th	2	I'll Write The... (2)	2400m	2200m
		Position in running (margin)	-	4(1.4)
		Sectional time (s)	13.77	15.47
		Cumulative time (s)	198.45	184.68
		Speed (m/s)	14.52	12.93
		Stride length (m)	6.35	6.24
		Stride duration (s)	0.440	0.483
		Stride efficiency (%)	63.03	60.87
		Stride count	31.49	32.04

Disclaimer.

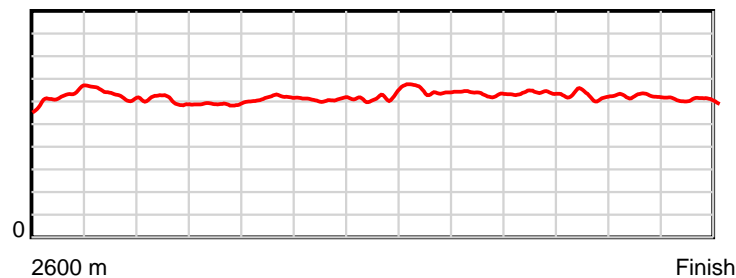
HRNZ and NZMTC and Thoroughbred Ratings Pty Ltd accepts no responsibility for the completeness or accuracy of any of the information contained herein, and makes no representations about its suitability for any particular purpose. Users should make their own judgements about those matters and/or seek independent advice. You assume all risks associated with use of the data provided on this page.

Race Results

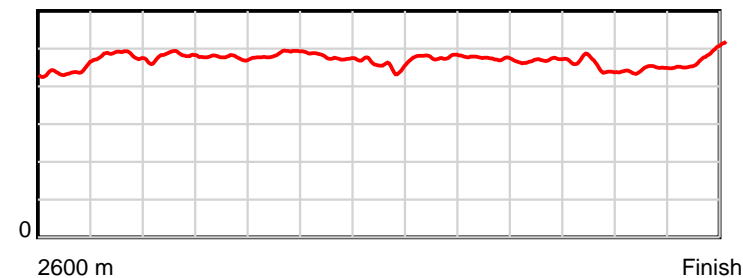
March 23, 2022, Race 6, BEACON BILLBOARDS MOBILE PACE, Distance 2600m, Addington - Survey 3200m

Result	TAB no.	Horse (Barrier)	2200m to	2000m to	1800m to	1600m to	1400m to	1200m to	1000m to	800m to	600m to	400m to	200m to	Total or	Margin
8th	2	I'll Write The... (2)	2000m	1800m	1600m	1400m	1200m	1000m	800m	600m	400m	200m	WP	Average	
		Position in running (margin)	4(4.1)	4(6.1)	5(6.9)	4(5.6)	4(4.6)	4(2.9)	4(2.8)	4(3.0)	4(3.0)	4(3.2)	5(4.3)		12.30
		Sectional time (s)	16.11	16.06	15.95	15.88	14.65	15.19	15.09	14.73	14.82	14.73	16.00		
		Cumulative time (s)	169.21	153.10	137.04	121.09	105.21	90.56	75.37	60.28	45.55	30.73	16.00	3:18.45	
		Speed (m/s)	12.41	12.45	12.54	12.59	13.65	13.17	13.25	13.58	13.50	13.58	12.50	13.10	
		Stride length (m)	5.97	5.94	6.09	6.01	6.25	6.30	6.28	6.37	6.13	6.06	6.02	6.15	
		Stride duration (s)	0.480	0.477	0.486	0.477	0.457	0.478	0.473	0.469	0.454	0.447	0.482	0.469	
		Stride efficiency (%)	55.60	55.08	58.03	56.47	60.98	61.96	61.56	63.41	58.67	57.43	56.59	59.11	
		Stride count	33.53	33.69	32.82	33.27	32.02	31.76	31.86	31.40	32.64	32.99	33.23	422.74	

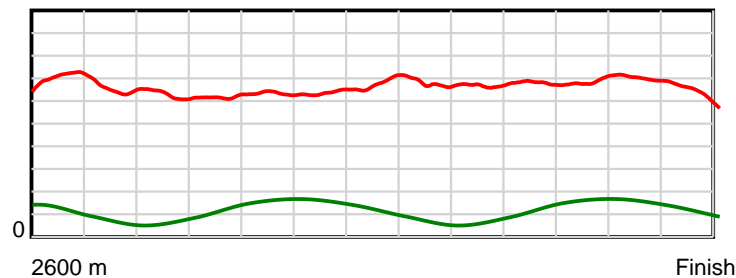
10 m Stride length



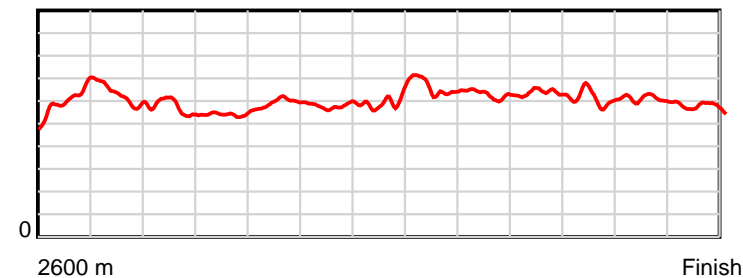
0.6 s Stride duration



20 m/sec Speed



100 % Stride efficiency



Note: Horizontal distance axis grid lines are 200m furlongs.

Disclaimer.

HRNZ and NZMTC and Thoroughbred Ratings Pty Ltd accepts no responsibility for the completeness or accuracy of any of the information contained herein, and makes no representations about its suitability for any particular purpose. Users should make their own judgements about those matters and/or seek independent advice. You assume all risks associated with use of the data provided on this page.