



Race Results

NZ Metropolitan Trotting Club Inc, HRNZ, March 23, 2022

Compilation date: March 23, 2022, 5:23:08 PM (NZDT)

Copyright © 2022 HRNZ and NZMTC. All rights reserved.

Trademarks.

StrideMASTER is a registered trademark of Thoroughbred Ratings Pty Ltd.

Disclaimer.

HRNZ and NZMTC and Thoroughbred Ratings Pty Ltd accepts no responsibility for the completeness or accuracy of any of the information contained herein, and makes no representations about its suitability for any particular purpose. Users should make their own judgements about those matters and/or seek independent advice. You assume all risks associated with use of the data provided on this page.



Race Results



March 23, 2022, Race 8, FIRST DIRECT TAXIS MOBILE PACE, Distance 2600m, Addington - Survey 3200m

Result	TAB no.	Horse (Barrier)	2600 to	2400m to
1st	5	Kowhai Magic (5)	2400m	2200m
		Position in running (margin)	-	2(2.5)
		Sectional time (s)	13.63	15.88
		Cumulative time (s)	199.64	186.01
		Speed (m/s)	14.67	12.59
		Stride length (m)	6.44	6.00
		Stride duration (s)	0.437	0.476
		Stride efficiency (%)	64.73	56.19
		Stride count	31.08	33.35

Disclaimer.

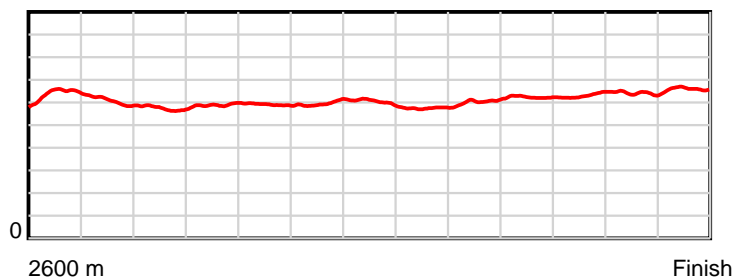
HRNZ and NZMTC and Thoroughbred Ratings Pty Ltd accepts no responsibility for the completeness or accuracy of any of the information contained herein, and makes no representations about its suitability for any particular purpose. Users should make their own judgements about those matters and/or seek independent advice. You assume all risks associated with use of the data provided on this page.

Race Results

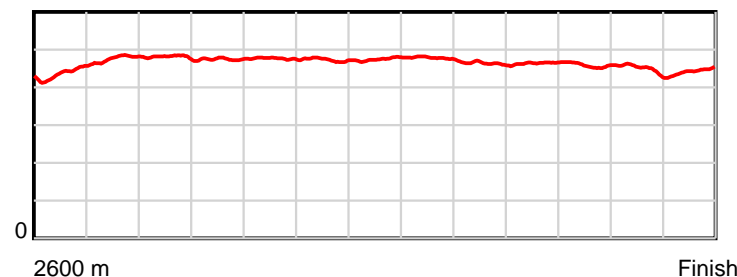
March 23, 2022, Race 8, FIRST DIRECT TAXIS MOBILE PACE, Distance 2600m, Addington - Survey 3200m

Result	TAB no.	Horse (Barrier)	2200m to	2000m to	1800m to	1600m to	1400m to	1200m to	1000m to	800m to	600m to	400m to	200m to	Total or	Margin
1st	5	Kowhai Magic (5)	2000m	1800m	1600m	1400m	1200m	1000m	800m	600m	400m	200m	WP	Average	
		Position in running (margin)	2(1.9)	2(2.6)	2(2.7)	2(1.9)	2(1.7)	2(1.7)	2(1.7)	3(1.9)	3(1.8)	3(1.7)	2(1.4)		0.00
		Sectional time (s)	17.03	16.16	16.26	15.82	15.83	16.61	15.58	14.95	14.63	13.89	13.37		
		Cumulative time (s)	170.13	153.10	136.94	120.68	104.86	89.03	72.42	56.84	41.89	27.26	13.37	3:19.64	
		Speed (m/s)	11.74	12.38	12.30	12.64	12.63	12.04	12.84	13.38	13.67	14.40	14.96	13.02	
		Stride length (m)	5.65	5.87	5.85	5.98	6.00	5.76	5.95	6.21	6.27	6.46	6.64	6.07	
		Stride duration (s)	0.481	0.475	0.476	0.473	0.474	0.478	0.464	0.464	0.458	0.449	0.444	0.466	
		Stride efficiency (%)	49.86	53.92	53.53	55.96	56.18	51.82	55.34	60.28	61.36	65.24	68.90	57.57	
		Stride count	35.41	34.05	34.17	33.42	33.36	34.73	33.61	32.20	31.92	30.95	30.12	428.37	

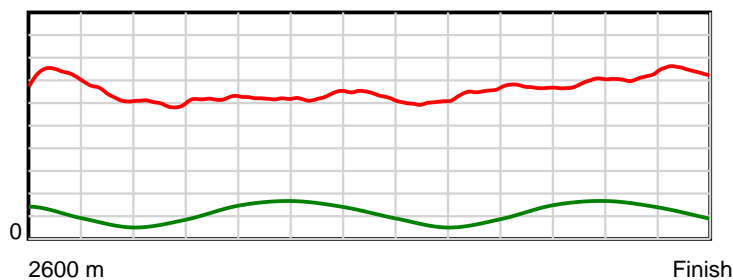
10 m Stride length



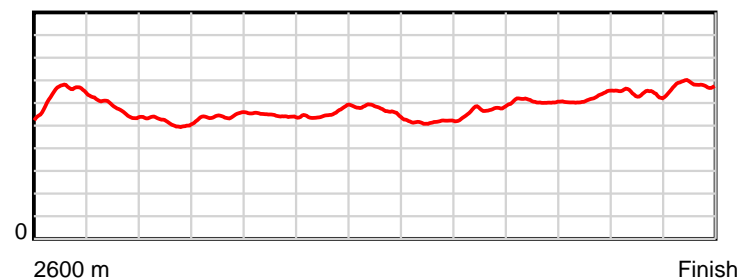
0.6 s Stride duration



20 m/sec Speed



100 % Stride efficiency



Note: Horizontal distance axis grid lines are 200m furlongs.

Disclaimer.

HRNZ and NZMTC and Thoroughbred Ratings Pty Ltd accepts no responsibility for the completeness or accuracy of any of the information contained herein, and makes no representations about its suitability for any particular purpose. Users should make their own judgements about those matters and/or seek independent advice. You assume all risks associated with use of the data provided on this page.



Race Results



March 23, 2022, Race 8, FIRST DIRECT TAXIS MOBILE PACE, Distance 2600m, Addington - Survey 3200m

Result	TAB no.	Horse (Barrier)	2600 to	2400m to
2nd	6	Motor Mouth (6)	2400m	2200m
		Position in running (margin)	-	1(0.0)
		Sectional time (s)	13.02	15.98
		Cumulative time (s)	199.88	186.86
		Speed (m/s)	15.36	12.52
		Stride length (m)	6.73	6.19
		Stride duration (s)	0.443	0.495
		Stride efficiency (%)	70.83	59.93
		Stride count	29.71	32.30

Disclaimer.

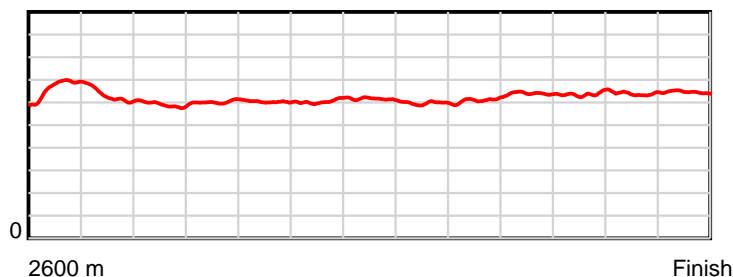
HRNZ and NZMTC and Thoroughbred Ratings Pty Ltd accepts no responsibility for the completeness or accuracy of any of the information contained herein, and makes no representations about its suitability for any particular purpose. Users should make their own judgements about those matters and/or seek independent advice. You assume all risks associated with use of the data provided on this page.

Race Results

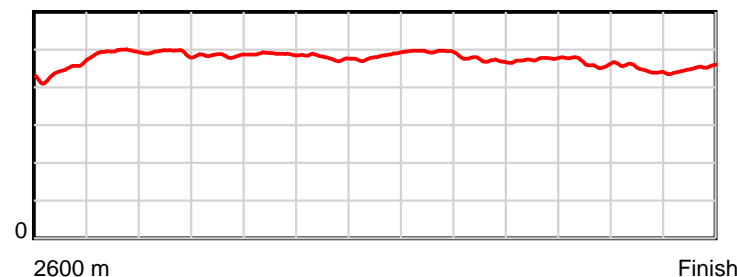
March 23, 2022, Race 8, FIRST DIRECT TAXIS MOBILE PACE, Distance 2600m, Addington - Survey 3200m

Result	TAB no.	Horse (Barrier)	2200m to	2000m to	1800m to	1600m to	1400m to	1200m to	1000m to	800m to	600m to	400m to	200m to	Total or	Margin
2nd	6	Motor Mouth (6)	2000m	1800m	1600m	1400m	1200m	1000m	800m	600m	400m	200m	WP	Average	
		Position in running (margin)	1(0.0)	1(0.0)	1(0.0)	1(0.0)	1(0.0)	1(0.0)	1(0.0)	1(0.0)	1(0.0)	1(0.0)	1(0.0)		1.30
		Sectional time (s)	16.90	16.15	16.39	15.87	15.82	16.61	15.55	14.97	14.64	13.94	14.04		
		Cumulative time (s)	170.88	153.98	137.83	121.44	105.57	89.75	73.14	57.59	42.62	27.98	14.04	3:19.88	
		Speed (m/s)	11.83	12.38	12.20	12.60	12.64	12.04	12.86	13.36	13.66	14.35	14.25	13.01	
		Stride length (m)	5.83	6.00	5.96	6.04	6.10	5.96	6.08	6.34	6.35	6.43	6.42	6.18	
		Stride duration (s)	0.492	0.485	0.488	0.479	0.482	0.495	0.473	0.475	0.465	0.448	0.450	0.475	
		Stride efficiency (%)	53.04	56.26	55.52	57.00	58.11	55.54	57.74	62.77	63.01	64.54	64.33	59.62	
		Stride count	34.33	33.33	33.55	33.11	32.80	33.55	32.90	31.56	31.50	31.12	31.17	420.93	

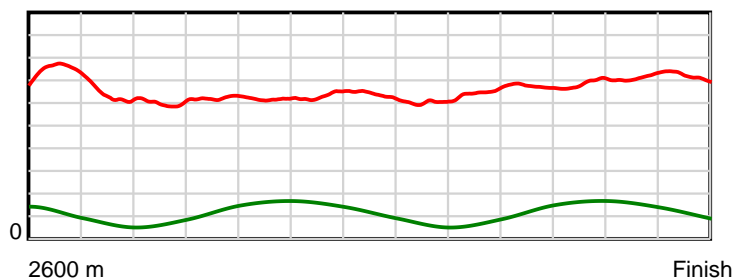
10 m Stride length



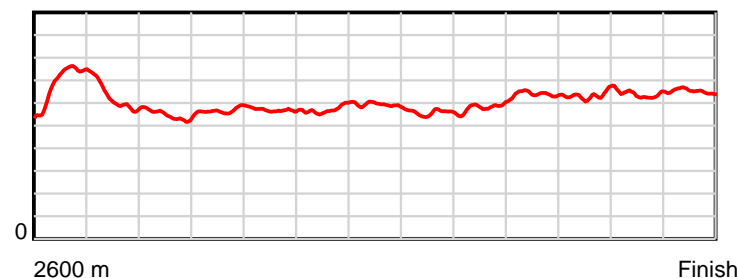
0.6 s Stride duration



20 m/sec Speed



100 % Stride efficiency



Note: Horizontal distance axis grid lines are 200m furlongs.

Disclaimer.

HRNZ and NZMTC and Thoroughbred Ratings Pty Ltd accepts no responsibility for the completeness or accuracy of any of the information contained herein, and makes no representations about its suitability for any particular purpose. Users should make their own judgements about those matters and/or seek independent advice. You assume all risks associated with use of the data provided on this page.



Race Results



March 23, 2022, Race 8, FIRST DIRECT TAXIS MOBILE PACE, Distance 2600m, Addington - Survey 3200m

Result	TAB no.	Horse (Barrier)	2600 to	2400m to
3rd	7	Givemewhatinee... (7)	2400m	2200m
		Position in running (margin)	-	6(9.5)
		Sectional time (s)	14.65	16.93
		Cumulative time (s)	200.03	185.38
		Speed (m/s)	13.65	11.81
		Stride length (m)	6.46	5.80
		Stride duration (s)	0.473	0.491
		Stride efficiency (%)	65.31	52.54
		Stride count	30.94	34.49

Disclaimer.

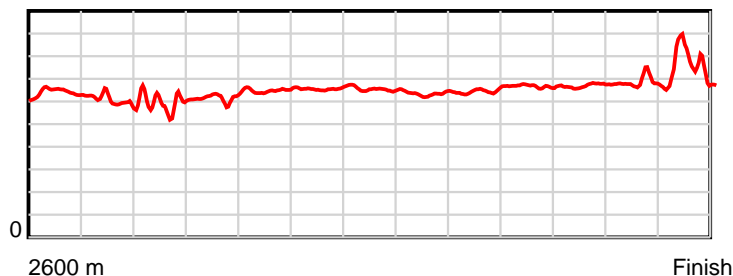
HRNZ and NZMTC and Thoroughbred Ratings Pty Ltd accepts no responsibility for the completeness or accuracy of any of the information contained herein, and makes no representations about its suitability for any particular purpose. Users should make their own judgements about those matters and/or seek independent advice. You assume all risks associated with use of the data provided on this page.

Race Results

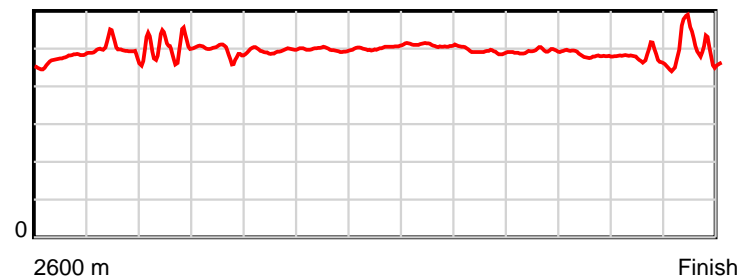
March 23, 2022, Race 8, FIRST DIRECT TAXIS MOBILE PACE, Distance 2600m, Addington - Survey 3200m

Result	TAB no.	Horse (Barrier)	2200m to	2000m to	1800m to	1600m to	1400m to	1200m to	1000m to	800m to	600m to	400m to	200m to	Total or	Margin
3rd	7	Givemewhatinee... (7)	2000m	1800m	1600m	1400m	1200m	1000m	800m	600m	400m	200m	WP	Average	
		Position in running (margin)	8(15.2)	9(17.2)	9(15.8)	9(11.1)	8(8.4)	8(7.3)	7(5.9)	6(5.3)	6(5.0)	6(4.6)	6(4.6)		2.20
		Sectional time (s)	17.23	15.93	15.60	15.42	15.63	16.38	15.46	14.91	14.58	13.94	13.37		
		Cumulative time (s)	168.45	151.22	135.29	119.69	104.27	88.64	72.26	56.80	41.89	27.31	13.37	3:20.03	
		Speed (m/s)	11.61	12.55	12.82	12.97	12.80	12.21	12.94	13.41	13.72	14.35	14.96	13.00	
		Stride length (m)	5.80	6.16	6.36	6.44	6.44	6.21	6.36	6.63	6.61	6.73	7.19	6.38	
		Stride duration (s)	0.499	0.490	0.496	0.497	0.503	0.508	0.491	0.494	0.481	0.469	0.481	0.491	
		Stride efficiency (%)	52.49	59.21	63.16	64.87	64.79	60.21	63.14	68.65	68.19	70.82	80.73	63.56	
		Stride count	34.51	32.49	31.46	31.04	31.06	32.22	31.46	30.17	30.28	29.71	27.83	407.66	

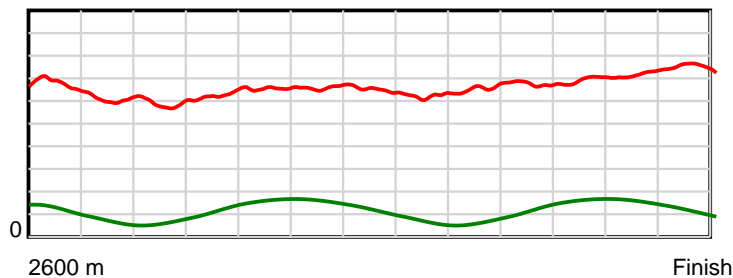
10 m Stride length



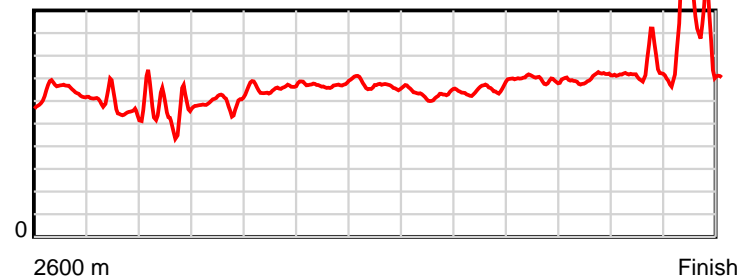
0.6 s Stride duration



20 m/sec Speed



100 % Stride efficiency



Note: Horizontal distance axis grid lines are 200m furlongs.

Disclaimer.

HRNZ and NZMTC and Thoroughbred Ratings Pty Ltd accepts no responsibility for the completeness or accuracy of any of the information contained herein, and makes no representations about its suitability for any particular purpose. Users should make their own judgements about those matters and/or seek independent advice. You assume all risks associated with use of the data provided on this page.



Race Results



March 23, 2022, Race 8, FIRST DIRECT TAXIS MOBILE PACE, Distance 2600m, Addington - Survey 3200m

Result	TAB no.	Horse (Barrier)	2600 to	2400m to
4th	4	Sister's Delig... (4)	2400m	2200m
		Position in running (margin)	-	3(4.1)
		Sectional time (s)	13.77	15.93
		Cumulative time (s)	200.03	186.26
		Speed (m/s)	14.52	12.55
		Stride length (m)	5.78	5.62
		Stride duration (s)	0.402	0.447
		Stride efficiency (%)	52.18	49.34
		Stride count	34.61	35.59

Disclaimer.

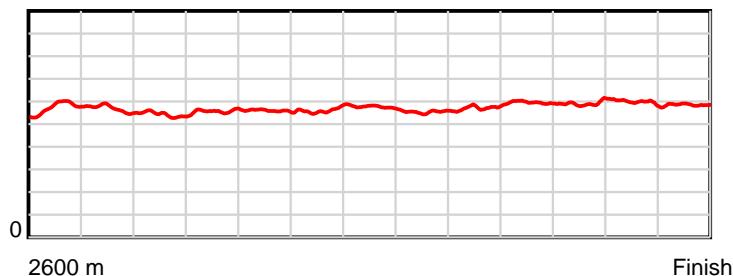
HRNZ and NZMTC and Thoroughbred Ratings Pty Ltd accepts no responsibility for the completeness or accuracy of any of the information contained herein, and makes no representations about its suitability for any particular purpose. Users should make their own judgements about those matters and/or seek independent advice. You assume all risks associated with use of the data provided on this page.

Race Results

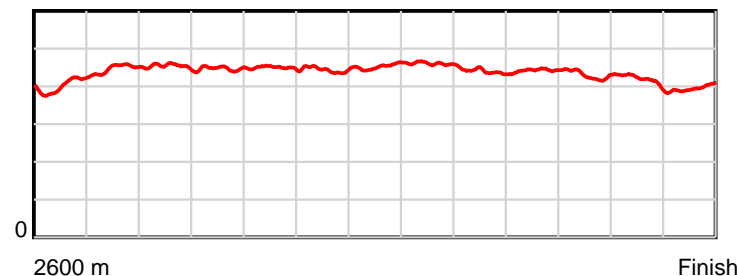
March 23, 2022, Race 8, FIRST DIRECT TAXIS MOBILE PACE, Distance 2600m, Addington - Survey 3200m

Result	TAB no.	Horse (Barrier)	2200m to	2000m to	1800m to	1600m to	1400m to	1200m to	1000m to	800m to	600m to	400m to	200m to	Total or	Margin
4th	4	Sister's Delig... (4)	2000m	1800m	1600m	1400m	1200m	1000m	800m	600m	400m	200m	WP	Average	
		Position in running (margin)	3(3.8)	3(5.0)	3(4.9)	3(4.0)	3(3.4)	3(3.0)	4(3.4)	5(4.4)	5(4.1)	5(3.4)	5(3.0)		2.20
		Sectional time (s)	17.09	16.15	16.23	15.78	15.76	16.67	15.72	14.91	14.53	13.87	13.62		
		Cumulative time (s)	170.33	153.24	137.09	120.86	105.08	89.32	72.65	56.93	42.02	27.49	13.62	3:20.03	
		Speed (m/s)	11.70	12.38	12.32	12.67	12.69	12.00	12.72	13.41	13.76	14.42	14.68	13.00	
		Stride length (m)	5.30	5.54	5.53	5.64	5.74	5.52	5.59	5.93	5.92	6.00	5.82	5.68	
		Stride duration (s)	0.453	0.447	0.449	0.445	0.453	0.460	0.440	0.442	0.430	0.416	0.397	0.437	
		Stride efficiency (%)	43.88	48.00	47.80	49.74	51.55	47.63	48.88	54.96	54.71	56.31	52.96	50.44	
		Stride count	37.74	36.09	36.16	35.45	34.82	36.23	35.76	33.72	33.80	33.32	34.35	457.64	

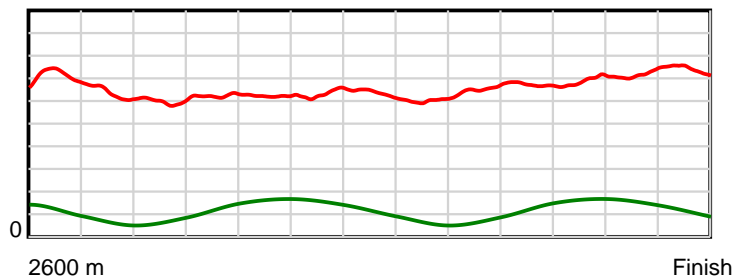
10 m Stride length



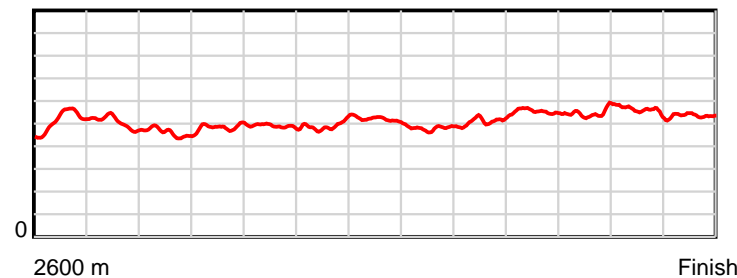
0.6 s Stride duration



20 m/sec Speed



100 % Stride efficiency



Note: Horizontal distance axis grid lines are 200m furlongs.

Disclaimer.

HRNZ and NZMTC and Thoroughbred Ratings Pty Ltd accepts no responsibility for the completeness or accuracy of any of the information contained herein, and makes no representations about its suitability for any particular purpose. Users should make their own judgements about those matters and/or seek independent advice. You assume all risks associated with use of the data provided on this page.



Race Results



March 23, 2022, Race 8, FIRST DIRECT TAXIS MOBILE PACE, Distance 2600m, Addington - Survey 3200m

Result	TAB no.	Horse (Barrier)	2600 to	2400m to
5th	3	Eyecon (3)	2400m	2200m
		Position in running (margin)	-	7(9.9)
		Sectional time (s)	14.57	16.14
		Cumulative time (s)	200.30	185.73
		Speed (m/s)	13.72	12.39
		Stride length (m)	6.03	5.77
		Stride duration (s)	0.441	0.466
		Stride efficiency (%)	56.75	52.07
		Stride count	33.19	34.65

Disclaimer.

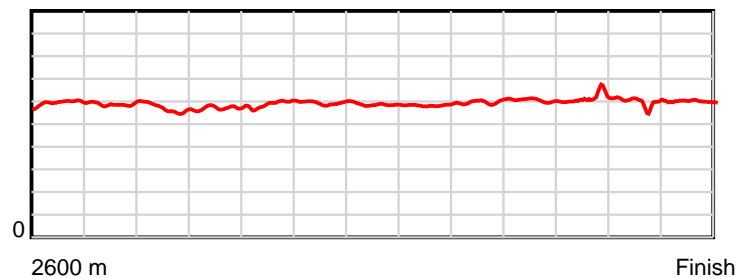
HRNZ and NZMTC and Thoroughbred Ratings Pty Ltd accepts no responsibility for the completeness or accuracy of any of the information contained herein, and makes no representations about its suitability for any particular purpose. Users should make their own judgements about those matters and/or seek independent advice. You assume all risks associated with use of the data provided on this page.

Race Results

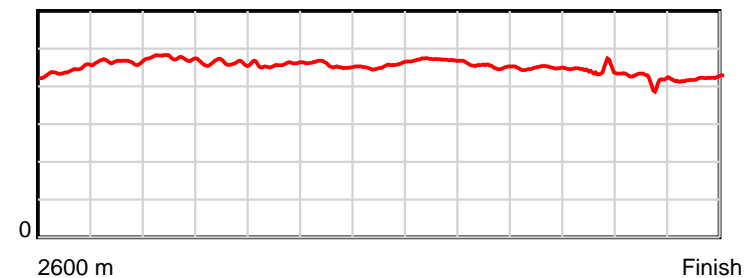
March 23, 2022, Race 8, FIRST DIRECT TAXIS MOBILE PACE, Distance 2600m, Addington - Survey 3200m

Result	TAB no.	Horse (Barrier)	2200m to	2000m to	1800m to	1600m to	1400m to	1200m to	1000m to	800m to	600m to	400m to	200m to	Total or	Margin
5th	3	Eyecon (3)	2000m	1800m	1600m	1400m	1200m	1000m	800m	600m	400m	200m	WP	Average	
		Position in running (margin)	6(10.8)	6(11.5)	6(10.7)	5(7.5)	5(5.3)	4(3.6)	3(1.9)	2(1.7)	2(1.0)	2(1.0)	3(2.2)		3.70
		Sectional time (s)	17.01	16.01	15.85	15.51	15.54	16.33	15.52	14.85	14.63	14.15	14.19		
		Cumulative time (s)	169.59	152.58	136.57	120.72	105.21	89.67	73.34	57.82	42.97	28.34	14.19	3:20.30	
		Speed (m/s)	11.76	12.49	12.62	12.89	12.87	12.25	12.89	13.47	13.67	14.13	14.09	12.98	
		Stride length (m)	5.59	5.76	5.78	5.89	5.85	5.76	5.84	6.04	6.02	5.92	5.94	5.86	
		Stride duration (s)	0.476	0.461	0.458	0.456	0.455	0.470	0.453	0.448	0.440	0.419	0.421	0.451	
		Stride efficiency (%)	48.86	51.87	52.19	54.14	53.53	51.90	53.25	56.93	56.65	54.79	55.12	53.62	
		Stride count	35.77	34.71	34.61	33.98	34.17	34.70	34.26	33.14	33.22	33.78	33.68	443.86	

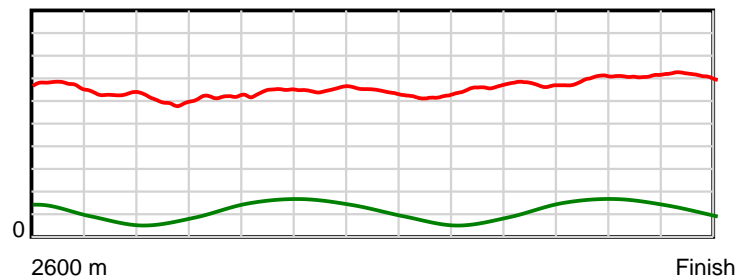
10 m Stride length



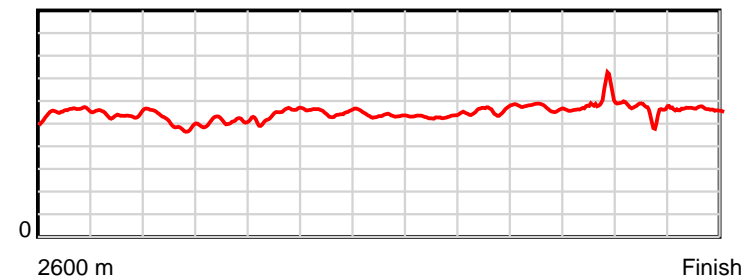
0.6 s Stride duration



20 m/sec Speed



100 % Stride efficiency



Note: Horizontal distance axis grid lines are 200m furlongs.

Disclaimer.

HRNZ and NZMTC and Thoroughbred Ratings Pty Ltd accepts no responsibility for the completeness or accuracy of any of the information contained herein, and makes no representations about its suitability for any particular purpose. Users should make their own judgements about those matters and/or seek independent advice. You assume all risks associated with use of the data provided on this page.



Race Results



March 23, 2022, Race 8, FIRST DIRECT TAXIS MOBILE PACE, Distance 2600m, Addington - Survey 3200m

Result	TAB no.	Horse (Barrier)	2600 to	2400m to
6th	9	The Optimist (0)	2400m	2200m
		Position in running (margin)	-	9(11.9)
		Sectional time (s)	15.11	16.11
		Cumulative time (s)	200.57	185.46
		Speed (m/s)	13.23	12.41
		Stride length (m)	6.50	6.10
		Stride duration (s)	0.482	0.491
		Stride efficiency (%)	66.01	58.11
		Stride count	30.77	32.80

Disclaimer.

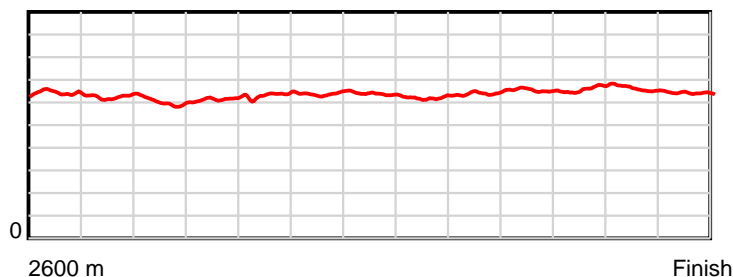
HRNZ and NZMTC and Thoroughbred Ratings Pty Ltd accepts no responsibility for the completeness or accuracy of any of the information contained herein, and makes no representations about its suitability for any particular purpose. Users should make their own judgements about those matters and/or seek independent advice. You assume all risks associated with use of the data provided on this page.

Race Results

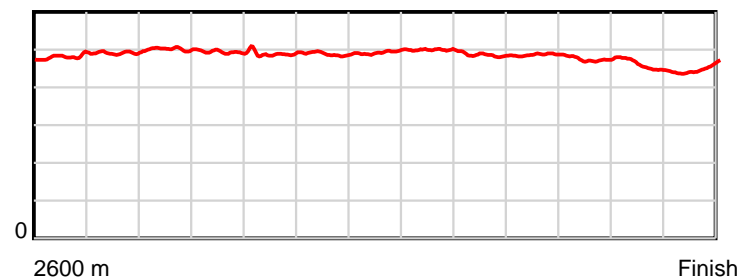
March 23, 2022, Race 8, FIRST DIRECT TAXIS MOBILE PACE, Distance 2600m, Addington - Survey 3200m

Result	TAB no.	Horse (Barrier)	2200m to	2000m to	1800m to	1600m to	1400m to	1200m to	1000m to	800m to	600m to	400m to	200m to	Total or	Margin
6th	9	The Optimist (0)	2000m	1800m	1600m	1400m	1200m	1000m	800m	600m	400m	200m	WP	Average	
		Position in running (margin)	7(12.7)	7(13.1)	7(12.9)	7(9.3)	6(6.9)	6(5.3)	5(3.6)	4(3.4)	4(3.3)	4(2.9)	4(2.6)		5.20
		Sectional time (s)	16.97	16.13	15.77	15.48	15.55	16.33	15.52	14.96	14.58	13.89	14.17		
		Cumulative time (s)	169.35	152.38	136.25	120.48	105.00	89.45	73.12	57.60	42.64	28.06	14.17	3:20.57	
		Speed (m/s)	11.79	12.40	12.68	12.92	12.86	12.25	12.89	13.37	13.72	14.40	14.11	12.96	
		Stride length (m)	5.91	6.12	6.21	6.31	6.34	6.11	6.25	6.50	6.51	6.56	6.35	6.28	
		Stride duration (s)	0.501	0.493	0.490	0.488	0.493	0.499	0.485	0.486	0.474	0.456	0.450	0.485	
		Stride efficiency (%)	54.56	58.48	60.23	62.17	62.76	58.36	61.11	66.04	66.16	67.30	63.04	61.70	
		Stride count	33.85	32.69	32.22	31.71	31.56	32.73	31.98	30.77	30.74	30.48	31.49	413.79	

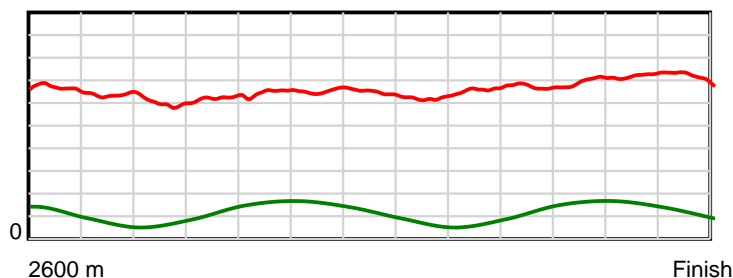
10 m Stride length



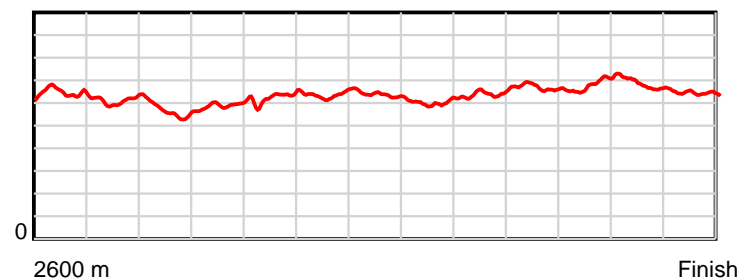
0.6 s Stride duration



20 m/sec Speed



100 % Stride efficiency



Note: Horizontal distance axis grid lines are 200m furlongs.

Disclaimer.

HRNZ and NZMTC and Thoroughbred Ratings Pty Ltd accepts no responsibility for the completeness or accuracy of any of the information contained herein, and makes no representations about its suitability for any particular purpose. Users should make their own judgements about those matters and/or seek independent advice. You assume all risks associated with use of the data provided on this page.



Race Results



March 23, 2022, Race 8, FIRST DIRECT TAXIS MOBILE PACE, Distance 2600m, Addington - Survey 3200m

Result	TAB no.	Horse (Barrier)	2600 to	2400m to
7th	1	Will He Rock (1)	2400m	2200m
		Position in running (margin)	-	4(7.6)
		Sectional time (s)	14.20	15.77
		Cumulative time (s)	200.90	186.70
		Speed (m/s)	14.08	12.68
		Stride length (m)	6.29	6.00
		Stride duration (s)	0.452	0.473
		Stride efficiency (%)	61.90	56.33
		Stride count	31.78	33.31

Disclaimer.

HRNZ and NZMTC and Thoroughbred Ratings Pty Ltd accepts no responsibility for the completeness or accuracy of any of the information contained herein, and makes no representations about its suitability for any particular purpose. Users should make their own judgements about those matters and/or seek independent advice. You assume all risks associated with use of the data provided on this page.



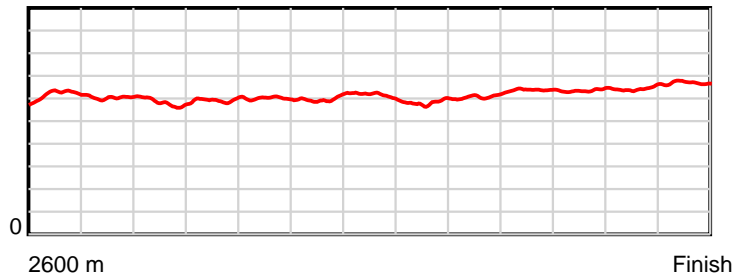
Race Results



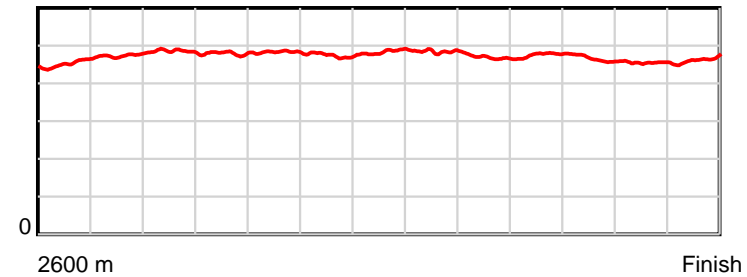
March 23, 2022, Race 8, FIRST DIRECT TAXIS MOBILE PACE, Distance 2600m, Addington - Survey 3200m

Result	TAB no.	Horse (Barrier)	2200m to	2000m to	1800m to	1600m to	1400m to	1200m to	1000m to	800m to	600m to	400m to	200m to	Total or	Margin
7th	1	Will He Rock (1)	2000m	1800m	1600m	1400m	1200m	1000m	800m	600m	400m	200m	WP	Average	
		Position in running (margin)	4(6.4)	4(6.9)	4(7.0)	4(5.8)	4(5.2)	5(4.9)	6(5.3)	7(6.1)	7(5.6)	7(6.1)	8(6.7)		7.00
		Sectional time (s)	16.99	16.17	16.19	15.76	15.77	16.70	15.68	14.89	14.73	14.03	14.02		
		Cumulative time (s)	170.93	153.94	137.77	121.58	105.82	90.05	73.35	57.67	42.78	28.05	14.02	3:20.90	
		Speed (m/s)	11.77	12.37	12.35	12.69	12.68	11.98	12.76	13.43	13.58	14.26	14.27	12.94	
		Stride length (m)	5.71	5.93	5.96	6.02	6.13	5.80	5.99	6.39	6.32	6.49	6.60	6.12	
		Stride duration (s)	0.485	0.480	0.483	0.474	0.483	0.484	0.469	0.476	0.466	0.455	0.463	0.473	
		Stride efficiency (%)	50.94	55.00	55.53	56.66	58.77	52.56	56.00	63.82	62.45	65.74	68.05	58.43	
		Stride count	35.03	33.71	33.55	33.21	32.61	34.48	33.41	31.30	31.64	30.84	30.31	425.18	

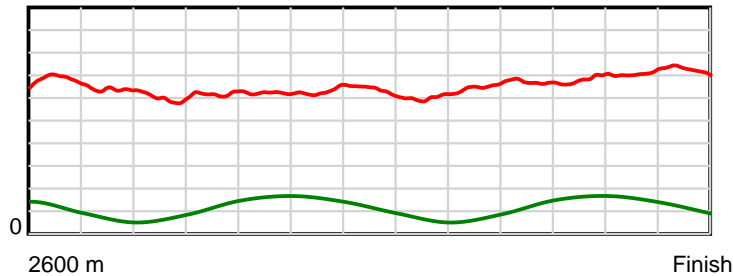
10 m Stride length



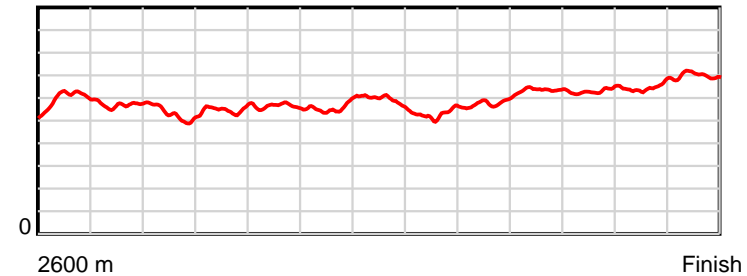
0.6 s Stride duration



20 m/sec Speed



100 % Stride efficiency



Note: Horizontal distance axis grid lines are 200m furlongs.

Disclaimer.

HRNZ and NZMTC and Thoroughbred Ratings Pty Ltd accepts no responsibility for the completeness or accuracy of any of the information contained herein, and makes no representations about its suitability for any particular purpose. Users should make their own judgements about those matters and/or seek independent advice. You assume all risks associated with use of the data provided on this page.



Race Results



March 23, 2022, Race 8, FIRST DIRECT TAXIS MOBILE PACE, Distance 2600m, Addington - Survey 3200m

Result	TAB no.	Horse (Barrier)	2600 to	2400m to
8th	2	Shards Fury (2)	2400m	2200m
		Position in running (margin)	-	5(8.0)
		Sectional time (s)	14.34	16.11
		Cumulative time (s)	200.94	186.60
		Speed (m/s)	13.94	12.41
		Stride length (m)	6.03	5.69
		Stride duration (s)	0.436	0.458
		Stride efficiency (%)	56.82	50.55
		Stride count	33.17	35.17

Disclaimer.

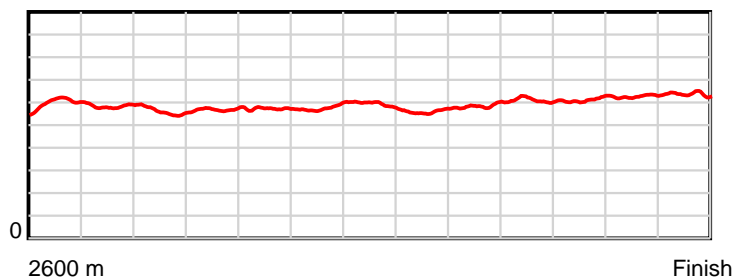
HRNZ and NZMTC and Thoroughbred Ratings Pty Ltd accepts no responsibility for the completeness or accuracy of any of the information contained herein, and makes no representations about its suitability for any particular purpose. Users should make their own judgements about those matters and/or seek independent advice. You assume all risks associated with use of the data provided on this page.

Race Results

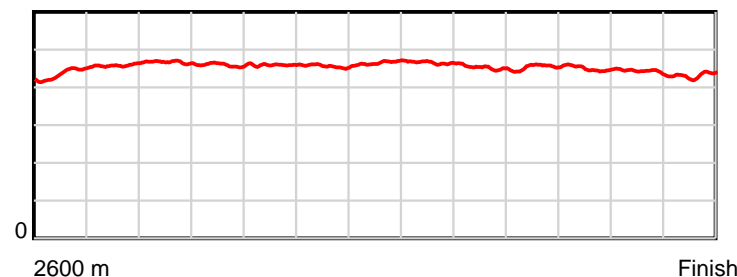
March 23, 2022, Race 8, FIRST DIRECT TAXIS MOBILE PACE, Distance 2600m, Addington - Survey 3200m

Result	TAB no.	Horse (Barrier)	2200m to	2000m to	1800m to	1600m to	1400m to	1200m to	1000m to	800m to	600m to	400m to	200m to	Total or	Margin
8th	2	Shards Fury (2)	2000m	1800m	1600m	1400m	1200m	1000m	800m	600m	400m	200m	WP	Average	
		Position in running (margin)	5(8.8)	5(9.1)	5(9.1)	6(8.1)	7(7.7)	7(7.0)	8(7.4)	9(8.2)	9(7.8)	9(8.0)	9(8.5)		7.20
		Sectional time (s)	16.96	16.15	16.21	15.81	15.70	16.69	15.68	14.90	14.67	14.02	13.70		
		Cumulative time (s)	170.49	153.53	137.38	121.17	105.36	89.66	72.97	57.29	42.39	27.72	13.70	3:20.94	
		Speed (m/s)	11.79	12.38	12.34	12.65	12.74	11.98	12.76	13.42	13.63	14.27	14.60	12.94	
		Stride length (m)	5.50	5.69	5.67	5.77	5.93	5.57	5.76	6.09	6.13	6.31	6.31	5.87	
		Stride duration (s)	0.467	0.459	0.459	0.456	0.466	0.465	0.452	0.454	0.450	0.442	0.432	0.454	
		Stride efficiency (%)	47.29	50.54	50.18	51.98	54.98	48.55	51.93	57.94	58.67	62.17	62.27	53.82	
		Stride count	36.36	35.17	35.29	34.68	33.72	35.88	34.69	32.85	32.64	31.71	31.68	443.01	

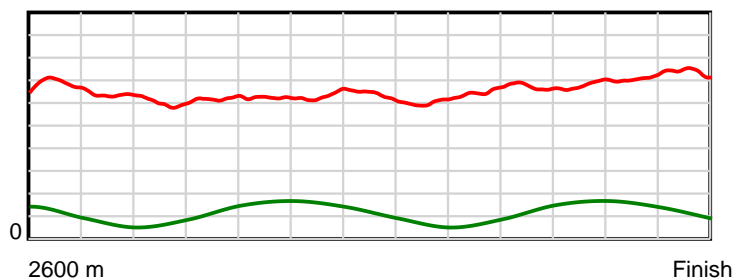
10 m Stride length



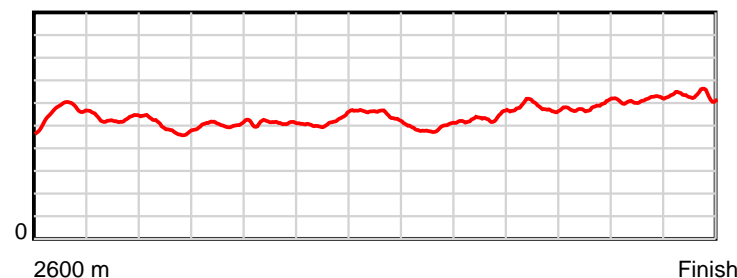
0.6 s Stride duration



20 m/sec Speed



100 % Stride efficiency



Note: Horizontal distance axis grid lines are 200m furlongs.

Disclaimer.

HRNZ and NZMTC and Thoroughbred Ratings Pty Ltd accepts no responsibility for the completeness or accuracy of any of the information contained herein, and makes no representations about its suitability for any particular purpose. Users should make their own judgements about those matters and/or seek independent advice. You assume all risks associated with use of the data provided on this page.



Race Results



March 23, 2022, Race 8, FIRST DIRECT TAXIS MOBILE PACE, Distance 2600m, Addington - Survey 3200m

Result	TAB no.	Horse (Barrier)	2600 to	2400m to
9th	8	Itz To The Mac... (8)	2400m	2200m
		Position in running (margin)	-	8(10.9)
		Sectional time (s)	14.84	16.89
		Cumulative time (s)	200.97	186.13
		Speed (m/s)	13.47	11.84
		Stride length (m)	6.13	5.54
		Stride duration (s)	0.456	0.468
		Stride efficiency (%)	58.81	47.99
		Stride count	32.60	36.09

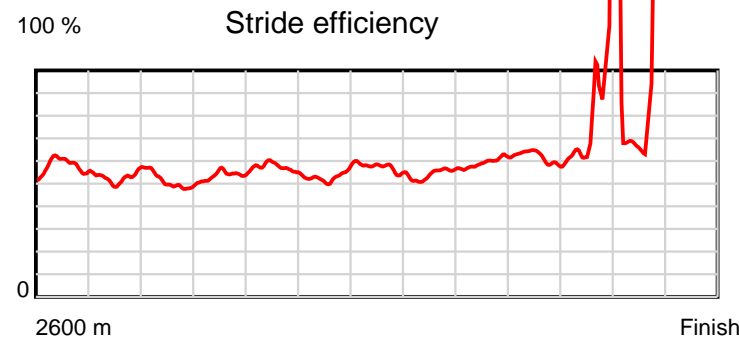
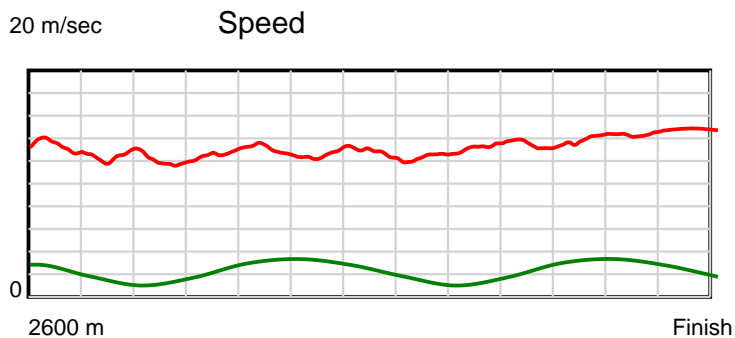
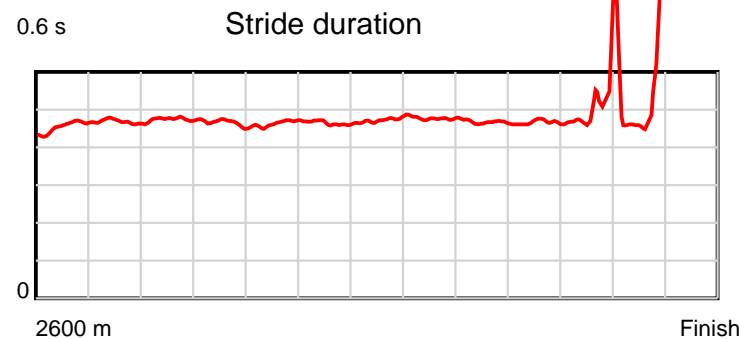
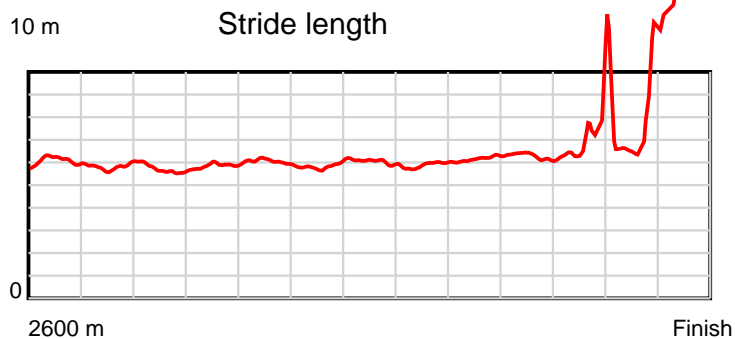
Disclaimer.

HRNZ and NZMTC and Thoroughbred Ratings Pty Ltd accepts no responsibility for the completeness or accuracy of any of the information contained herein, and makes no representations about its suitability for any particular purpose. Users should make their own judgements about those matters and/or seek independent advice. You assume all risks associated with use of the data provided on this page.

Race Results

March 23, 2022, Race 8, FIRST DIRECT TAXIS MOBILE PACE, Distance 2600m, Addington - Survey 3200m

Result	TAB no.	Horse (Barrier)	2200m to	2000m to	1800m to	1600m to	1400m to	1200m to	1000m to	800m to	600m to	400m to	200m to	Total or	Margin
9th	8	ltz To The Mac... (8)	2000m	1800m	1600m	1400m	1200m	1000m	800m	600m	400m	200m	WP	Average	
		Position in running (margin)	9(16.3)	8(15.4)	8(13.4)	8(10.2)	9(10.7)	9(10.5)	9(7.8)	8(6.6)	8(6.2)	8(7.0)	7(6.6)		7.40
		Sectional time (s)	16.75	15.82	15.84	15.95	15.79	16.17	15.34	14.91	14.77	13.87	14.03		
		Cumulative time (s)	169.24	152.49	136.67	120.83	104.88	89.09	72.92	57.58	42.67	27.90	14.03	3:20.97	
		Speed (m/s)	11.94	12.64	12.63	12.54	12.67	12.37	13.04	13.41	13.54	14.42	14.26	12.94	
		Stride length (m)	5.67	5.88	5.86	5.82	6.00	5.88	6.08	6.26	6.90	7.40	26.30	6.46	
		Stride duration (s)	0.475	0.465	0.464	0.465	0.474	0.476	0.466	0.467	0.509	0.513	1.844	0.500	
		Stride efficiency (%)	50.19	53.97	53.64	53.02	56.28	54.12	57.68	61.27	74.33	85.56	1080.71	65.27	
		Stride count	35.29	34.03	34.14	34.34	33.32	33.99	32.92	31.94	29.00	27.03	7.61	402.30	



Note: Horizontal distance axis grid lines are 200m furlongs.

Disclaimer.

HRNZ and NZMTC and Thoroughbred Ratings Pty Ltd accepts no responsibility for the completeness or accuracy of any of the information contained herein, and makes no representations about its suitability for any particular purpose. Users should make their own judgements about those matters and/or seek independent advice. You assume all risks associated with use of the data provided on this page.