



Race Results

NZ Metropolitan Trotting Club Inc, HRNZ, March 23, 2022

Compilation date: March 23, 2022, 5:23:28 PM (NZDT)

Copyright © 2022 HRNZ and NZMTC. All rights reserved.

Trademarks.

StrideMASTER is a registered trademark of Thoroughbred Ratings Pty Ltd.

Disclaimer.

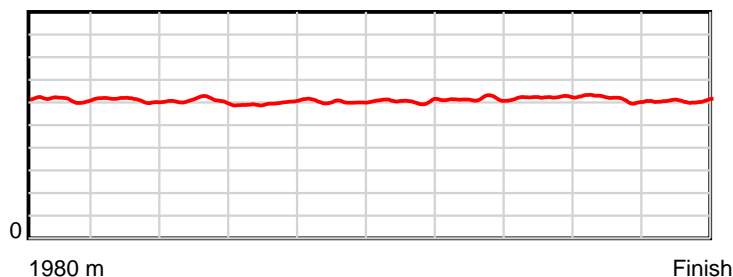
HRNZ and NZMTC and Thoroughbred Ratings Pty Ltd accepts no responsibility for the completeness or accuracy of any of the information contained herein, and makes no representations about its suitability for any particular purpose. Users should make their own judgements about those matters and/or seek independent advice. You assume all risks associated with use of the data provided on this page.

Race Results

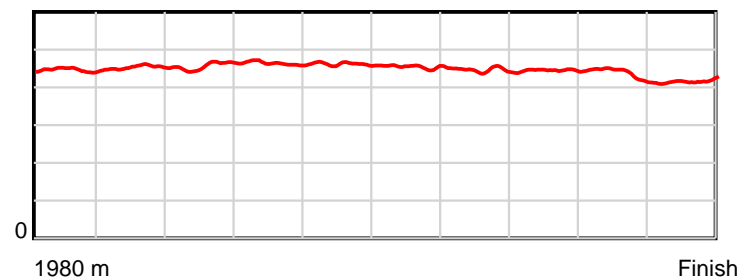
March 23, 2022, Race 1, IRT. YOUR HORSE. OUR PASSION. MOBILE PACE, Distance 1980m, Addington - Survey 1980m

Result	TAB no.	Horse (Barrier)	1980 to	1800m to	1600m to	1400m to	1200m to	1000m to	800m to	600m to	400m to	200m to	Total or	Margin
1st	7	Get Kraken (7)	1800m	1600m	1400m	1200m	1000m	800m	600m	400m	200m	WP	Average	
		Position in running (margin)	-	7(7.1)	7(9.4)	7(5.9)	7(6.2)	7(6.0)	7(5.9)	7(6.5)	7(5.7)	6(5.0)		0.00
		Sectional time (s)	13.19	15.24	15.17	15.49	15.42	15.13	14.56	14.41	14.18	13.98		
		Cumulative time (s)	146.77	133.58	118.34	103.17	87.68	72.26	57.13	42.57	28.16	13.98	2:26.77	
		Speed (m/s)	13.64	13.12	13.18	12.91	12.97	13.22	13.74	13.88	14.10	14.31	13.49	
		Stride length (m)	6.10	5.94	6.02	5.98	5.99	6.01	6.13	6.18	6.15	5.97	6.05	
		Stride duration (s)	0.446	0.453	0.457	0.464	0.462	0.454	0.446	0.445	0.436	0.417	0.448	
		Stride efficiency (%)	58.12	55.20	56.72	55.96	56.05	56.36	58.66	59.63	59.18	55.62	57.11	
		Stride count	29.51	33.65	33.20	33.42	33.39	33.30	32.64	32.38	32.50	33.52	327.51	

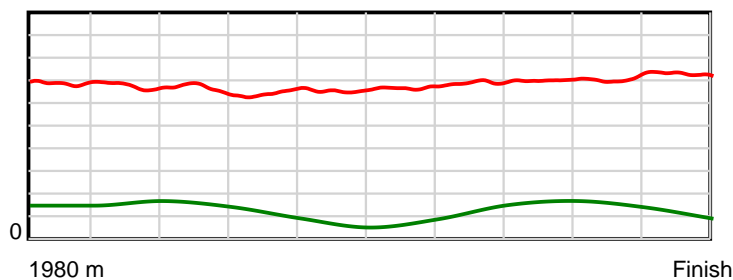
10 m Stride length



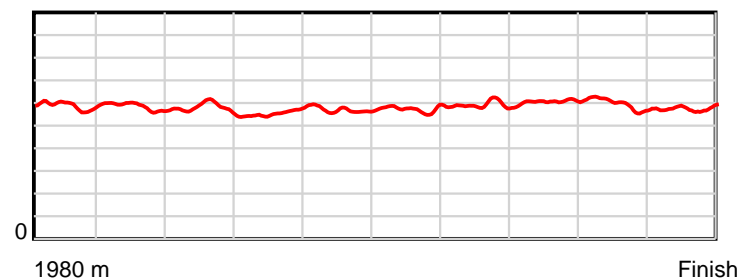
0.6 s Stride duration



20 m/sec Speed



100 % Stride efficiency



Note: Horizontal distance axis grid lines are 200m furlongs.

Disclaimer.

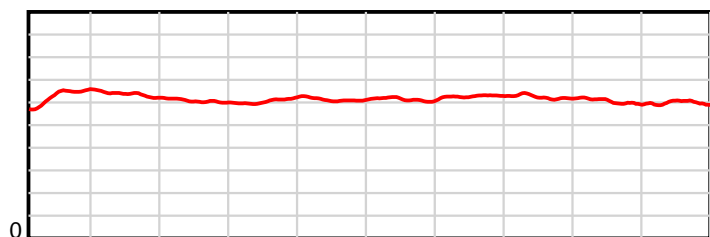
HRNZ and NZMTC and Thoroughbred Ratings Pty Ltd accepts no responsibility for the completeness or accuracy of any of the information contained herein, and makes no representations about its suitability for any particular purpose. Users should make their own judgements about those matters and/or seek independent advice. You assume all risks associated with use of the data provided on this page.

Race Results

March 23, 2022, Race 1, IRT. YOUR HORSE. OUR PASSION. MOBILE PACE, Distance 1980m, Addington - Survey 1980m

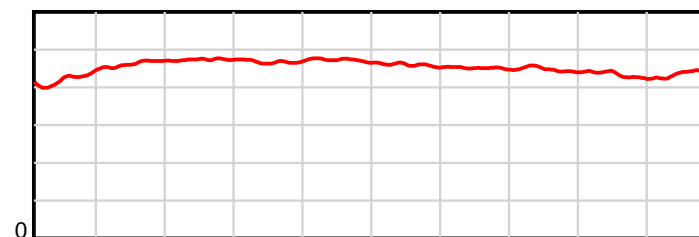
Result	TAB no.	Horse (Barrier)	1980 to	1800m to	1600m to	1400m to	1200m to	1000m to	800m to	600m to	400m to	200m to	Total or	Margin
2nd	3	White Star Orl... (3)	1800m	1600m	1400m	1200m	1000m	800m	600m	400m	200m	WP	Average	
		Position in running (margin)	-	1(0.0)	1(0.0)	1(0.0)	1(0.0)	1(0.0)	1(0.0)	1(0.0)	1(0.0)	1(0.0)		0.60
		Sectional time (s)	12.20	14.86	15.75	15.44	15.46	15.15	14.46	14.54	14.30	14.72		
		Cumulative time (s)	146.88	134.68	119.82	104.07	88.63	73.17	58.02	43.56	29.02	14.72	2:26.88	
		Speed (m/s)	14.75	13.46	12.70	12.95	12.94	13.20	13.83	13.76	13.99	13.59	13.48	
		Stride length (m)	6.29	6.24	6.01	6.06	6.11	6.06	6.24	6.15	6.05	5.95	6.11	
		Stride duration (s)	0.423	0.464	0.474	0.468	0.472	0.459	0.451	0.447	0.432	0.438	0.453	
		Stride efficiency (%)	61.77	60.85	56.51	57.36	58.37	57.43	60.81	59.12	57.17	55.34	58.39	
		Stride count	28.63	32.05	33.26	33.01	32.72	32.99	32.06	32.52	33.07	33.61	323.92	

10 m Stride length



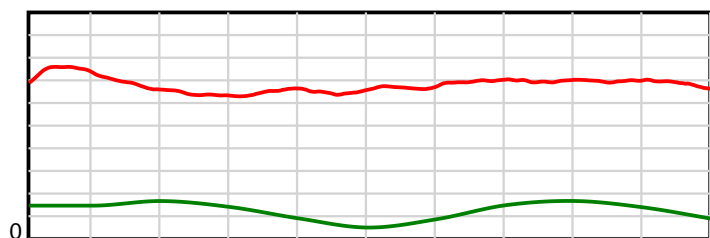
1980 m Finish

0.6 s Stride duration



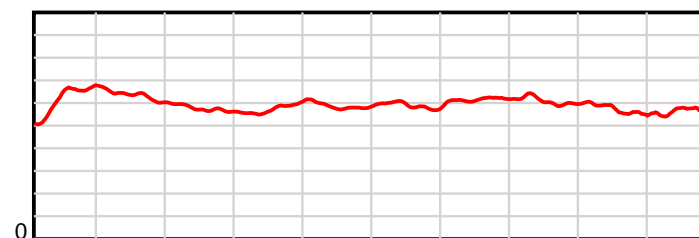
1980 m Finish

20 m/sec Speed



1980 m Finish

100 % Stride efficiency



1980 m Finish

Note: Horizontal distance axis grid lines are 200m furlongs.

Disclaimer.

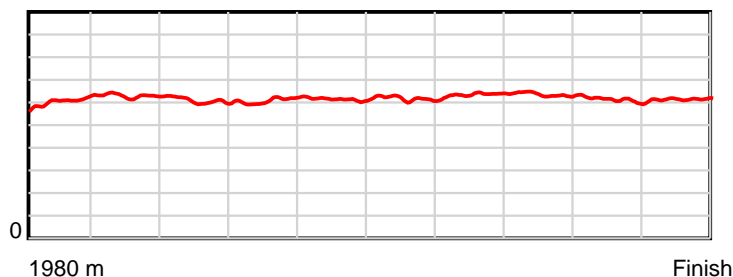
HRNZ and NZMTC and Thoroughbred Ratings Pty Ltd accepts no responsibility for the completeness or accuracy of any of the information contained herein, and makes no representations about its suitability for any particular purpose. Users should make their own judgements about those matters and/or seek independent advice. You assume all risks associated with use of the data provided on this page.

Race Results

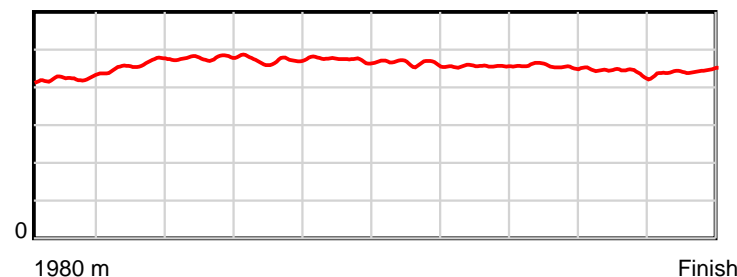
March 23, 2022, Race 1, IRT. YOUR HORSE. OUR PASSION. MOBILE PACE, Distance 1980m, Addington - Survey 1980m

Result	TAB no.	Horse (Barrier)	1980 to	1800m to	1600m to	1400m to	1200m to	1000m to	800m to	600m to	400m to	200m to	Total or	Margin
3rd	2	Hey Tonight (2)	1800m	1600m	1400m	1200m	1000m	800m	600m	400m	200m	WP	Average	
		Position in running (margin)	-	4(2.9)	2(3.3)	2(1.7)	3(2.0)	3(1.3)	4(2.8)	3(2.3)	3(3.3)	3(1.2)		0.90
		Sectional time (s)	12.69	14.93	15.48	15.49	15.34	15.40	14.36	14.72	13.95	14.57		
		Cumulative time (s)	146.93	134.24	119.31	103.83	88.34	73.00	57.60	43.24	28.52	14.57	2:26.93	
		Speed (m/s)	14.18	13.40	12.92	12.91	13.04	12.99	13.93	13.59	14.34	13.73	13.48	
		Stride length (m)	6.09	6.17	6.17	6.10	6.18	6.03	6.35	6.20	6.31	6.09	6.17	
		Stride duration (s)	0.424	0.460	0.478	0.472	0.474	0.465	0.456	0.456	0.440	0.443	0.458	
		Stride efficiency (%)	57.88	59.43	59.50	58.06	59.60	56.88	63.02	60.02	62.21	57.87	59.42	
		Stride count	29.58	32.43	32.41	32.81	32.38	33.15	31.49	32.27	31.70	32.86	321.08	

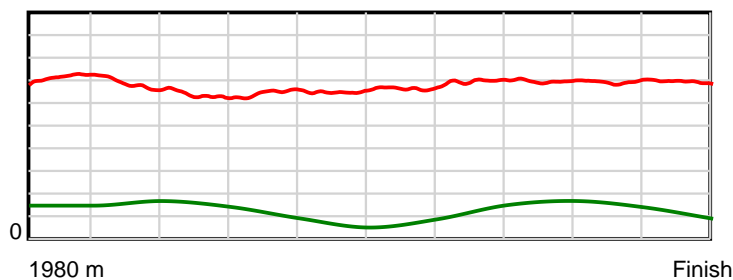
10 m Stride length



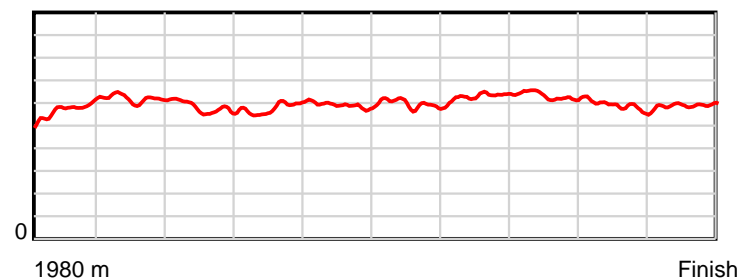
0.6 s Stride duration



20 m/sec Speed



100 % Stride efficiency



Note: Horizontal distance axis grid lines are 200m furlongs.

Disclaimer.

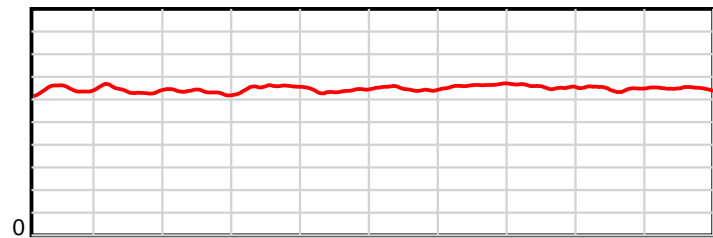
HRNZ and NZMTC and Thoroughbred Ratings Pty Ltd accepts no responsibility for the completeness or accuracy of any of the information contained herein, and makes no representations about its suitability for any particular purpose. Users should make their own judgements about those matters and/or seek independent advice. You assume all risks associated with use of the data provided on this page.

Race Results

March 23, 2022, Race 1, IRT. YOUR HORSE. OUR PASSION. MOBILE PACE, Distance 1980m, Addington - Survey 1980m

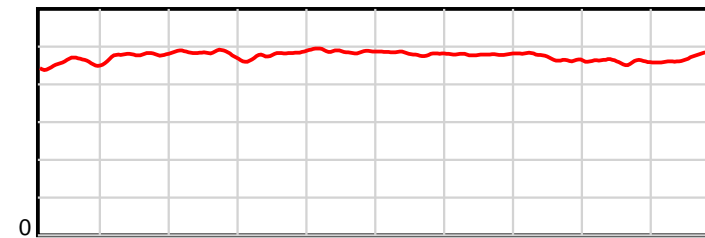
Result	TAB no.	Horse (Barrier)	1980 to	1800m to	1600m to	1400m to	1200m to	1000m to	800m to	600m to	400m to	200m to	Total or	Margin
4th	5	Splash Of Crim... (5)	1800m	1600m	1400m	1200m	1000m	800m	600m	400m	200m	WP	Average	
		Position in running (margin)	-	5(4.0)	6(7.3)	6(5.5)	2(0.6)	2(0.8)	2(1.0)	2(0.4)	2(0.8)	2(1.0)		1.90
		Sectional time (s)	12.90	15.41	15.44	14.63	15.49	15.19	14.36	14.60	14.33	14.77		
		Cumulative time (s)	147.12	134.22	118.81	103.37	88.74	73.25	58.06	43.70	29.10	14.77	2:27.12	
		Speed (m/s)	13.95	12.98	12.95	13.67	12.91	13.17	13.93	13.70	13.96	13.54	13.46	
		Stride length (m)	6.46	6.22	6.24	6.58	6.29	6.33	6.68	6.42	6.42	6.46	6.41	
		Stride duration (s)	0.457	0.479	0.482	0.481	0.487	0.481	0.479	0.469	0.460	0.477	0.476	
		Stride efficiency (%)	65.19	60.40	60.79	67.60	61.87	62.69	69.69	64.45	64.37	65.19	64.12	
		Stride count	27.87	32.17	32.07	30.41	31.79	31.58	29.95	31.14	31.16	30.97	309.11	

10 m Stride length



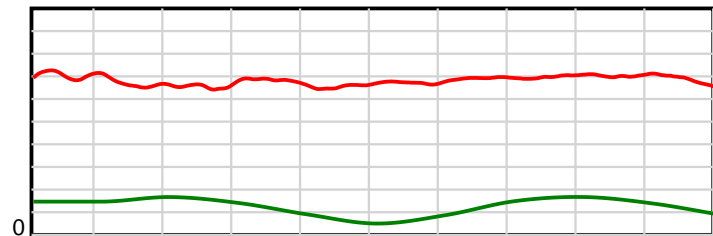
1980 m Finish

0.6 s Stride duration



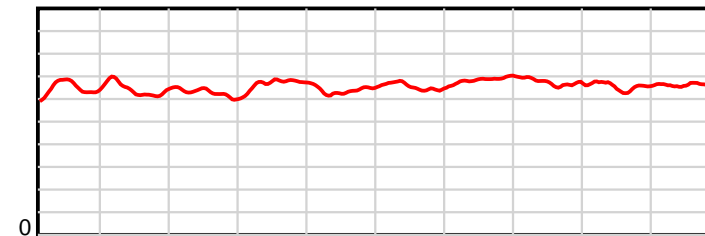
1980 m Finish

20 m/sec Speed



1980 m Finish

100 % Stride efficiency



1980 m Finish

Note: Horizontal distance axis grid lines are 200m furlongs.

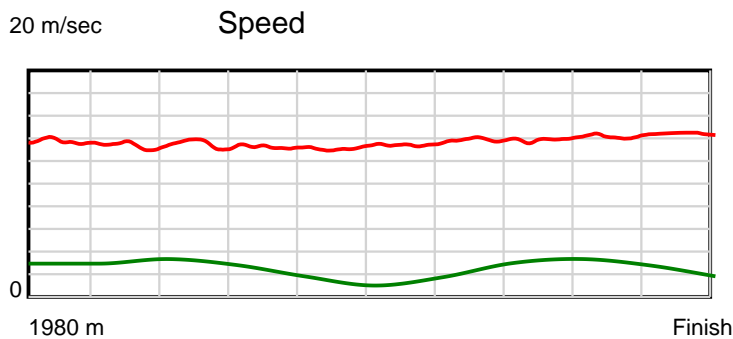
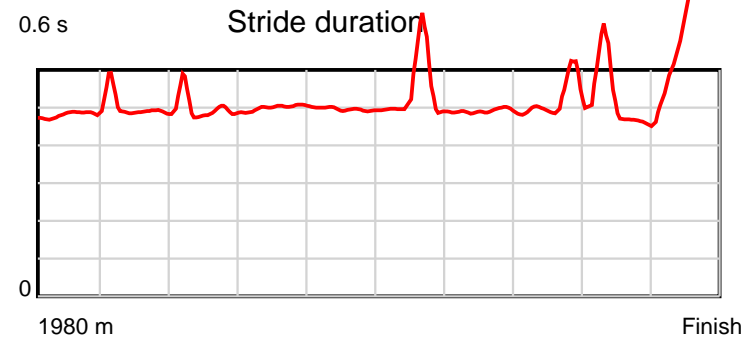
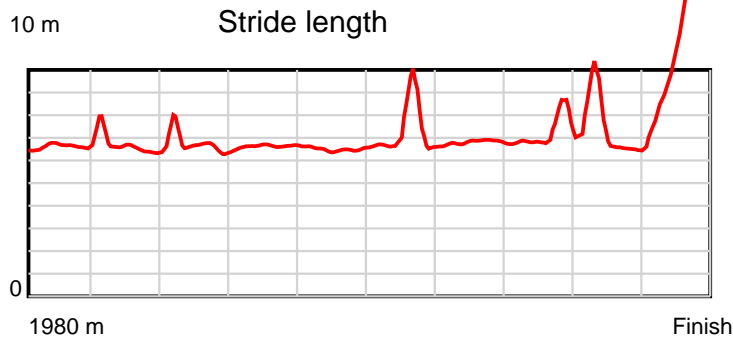
Disclaimer.

HRNZ and NZMTC and Thoroughbred Ratings Pty Ltd accepts no responsibility for the completeness or accuracy of any of the information contained herein, and makes no representations about its suitability for any particular purpose. Users should make their own judgements about those matters and/or seek independent advice. You assume all risks associated with use of the data provided on this page.

Race Results

March 23, 2022, Race 1, IRT. YOUR HORSE. OUR PASSION. MOBILE PACE, Distance 1980m, Addington - Survey 1980m

Result	TAB no.	Horse (Barrier)	1980 to	1800m to	1600m to	1400m to	1200m to	1000m to	800m to	600m to	400m to	200m to	Total or	Margin
5th	8	Atomic Travell... (8)	1800m	1600m	1400m	1200m	1000m	800m	600m	400m	200m	WP	Average	
		Position in running (margin)	-	8(8.6)	8(12.4)	9(8.1)	8(6.4)	8(6.4)	8(7.0)	8(7.0)	8(7.8)	8(6.6)		2.10
		Sectional time (s)	13.77	15.49	15.03	15.16	15.47	15.24	14.45	14.69	14.09	13.76		
		Cumulative time (s)	147.15	133.38	117.89	102.86	87.70	72.23	56.99	42.54	27.85	13.76	2:27.15	
		Speed (m/s)	13.07	12.91	13.31	13.19	12.93	13.12	13.84	13.61	14.19	14.53	13.46	
		Stride length (m)	6.60	6.41	6.56	6.61	6.41	6.69	6.79	6.79	6.97	12.54	6.97	
		Stride duration (s)	0.481	0.496	0.493	0.501	0.495	0.510	0.490	0.499	0.491	0.863	0.518	
		Stride efficiency (%)	68.09	64.16	67.18	68.37	64.14	69.88	71.98	72.03	75.85	245.78	75.99	
		Stride count	27.27	31.21	30.50	30.24	31.22	29.91	29.47	29.46	28.71	15.95	283.94	



Note: Horizontal distance axis grid lines are 200m furlongs.

Disclaimer.

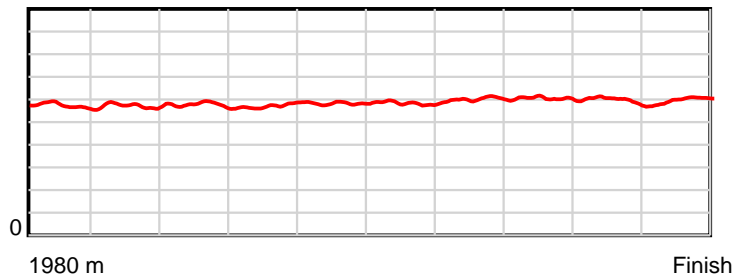
HRNZ and NZMTC and Thoroughbred Ratings Pty Ltd accepts no responsibility for the completeness or accuracy of any of the information contained herein, and makes no representations about its suitability for any particular purpose. Users should make their own judgements about those matters and/or seek independent advice. You assume all risks associated with use of the data provided on this page.

Race Results

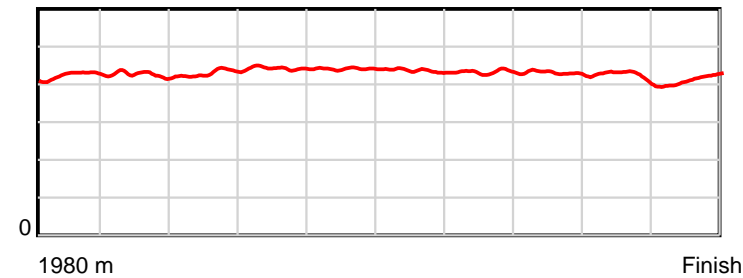
March 23, 2022, Race 1, IRT. YOUR HORSE. OUR PASSION. MOBILE PACE, Distance 1980m, Addington - Survey 1980m

Result	TAB no.	Horse (Barrier)	1980 to	1800m to	1600m to	1400m to	1200m to	1000m to	800m to	600m to	400m to	200m to	Total or	Margin
6th	9	Magical Miles (9)	1800m	1600m	1400m	1200m	1000m	800m	600m	400m	200m	WP	Average	
		Position in running (margin)	-	9(10.5)	9(12.8)	8(7.6)	9(8.3)	9(7.2)	9(8.2)	9(8.3)	9(8.0)	9(7.1)		2.40
		Sectional time (s)	13.87	15.25	14.87	15.56	15.27	15.32	14.47	14.49	14.15	13.96		
		Cumulative time (s)	147.21	133.34	118.09	103.22	87.66	72.39	57.07	42.60	28.11	13.96	2:27.21	
		Speed (m/s)	12.97	13.11	13.45	12.85	13.10	13.05	13.82	13.80	14.13	14.33	13.45	
		Stride length (m)	5.70	5.58	5.78	5.69	5.78	5.70	5.98	5.94	5.98	5.92	5.80	
		Stride duration (s)	0.425	0.426	0.430	0.443	0.441	0.436	0.433	0.430	0.423	0.413	0.431	
		Stride efficiency (%)	50.80	48.71	52.17	50.52	52.18	50.69	55.91	55.07	55.87	54.73	52.60	
		Stride count	31.57	35.82	34.61	35.17	34.61	35.12	33.44	33.69	33.45	33.79	341.27	

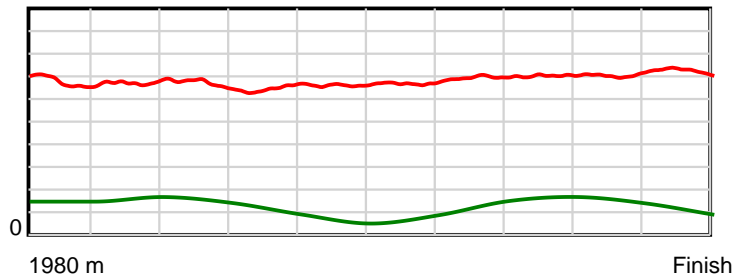
10 m Stride length



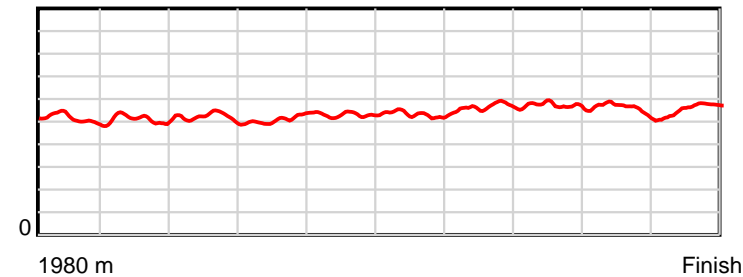
0.6 s Stride duration



20 m/sec Speed



100 % Stride efficiency



Note: Horizontal distance axis grid lines are 200m furlongs.

Disclaimer.

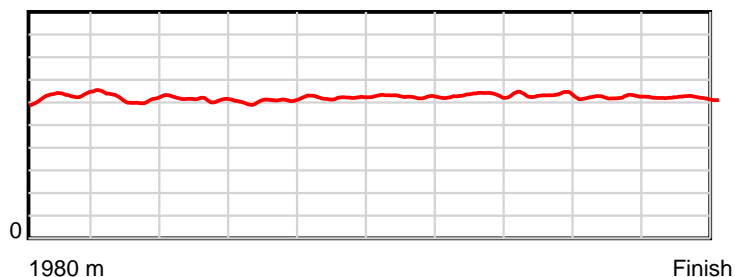
HRNZ and NZMTC and Thoroughbred Ratings Pty Ltd accepts no responsibility for the completeness or accuracy of any of the information contained herein, and makes no representations about its suitability for any particular purpose. Users should make their own judgements about those matters and/or seek independent advice. You assume all risks associated with use of the data provided on this page.

Race Results

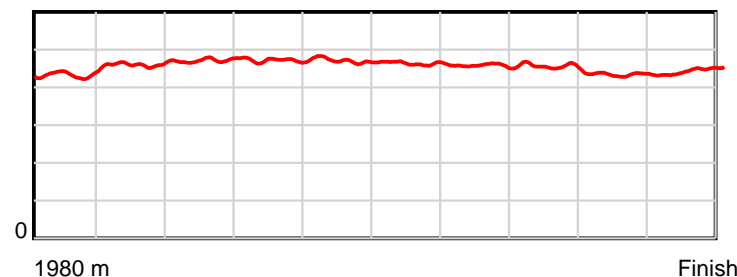
March 23, 2022, Race 1, IRT. YOUR HORSE. OUR PASSION. MOBILE PACE, Distance 1980m, Addington - Survey 1980m

Result	TAB no.	Horse (Barrier)	1980 to	1800m to	1600m to	1400m to	1200m to	1000m to	800m to	600m to	400m to	200m to	Total or	Margin
7th	4	Cut Glass (4)	1800m	1600m	1400m	1200m	1000m	800m	600m	400m	200m	WP	Average	
		Position in running (margin)	-	2(1.2)	5(4.8)	5(4.6)	6(4.4)	6(3.6)	6(4.8)	5(4.2)	6(5.3)	4(3.9)		2.50
		Sectional time (s)	12.55	15.46	15.73	15.40	15.33	15.34	14.37	14.72	14.06	14.27		
		Cumulative time (s)	147.23	134.68	119.22	103.49	88.09	72.76	57.42	43.05	28.33	14.27	2:27.23	
		Speed (m/s)	14.34	12.94	12.71	12.99	13.05	13.04	13.92	13.59	14.22	14.02	13.45	
		Stride length (m)	6.35	5.97	6.00	6.12	6.14	6.04	6.37	6.15	6.18	6.26	6.15	
		Stride duration (s)	0.434	0.461	0.472	0.471	0.471	0.463	0.458	0.453	0.434	0.446	0.458	
		Stride efficiency (%)	63.09	55.67	56.22	58.52	58.93	56.96	63.41	59.17	59.62	61.18	59.16	
		Stride count	28.33	33.51	33.34	32.68	32.57	33.13	31.40	32.50	32.38	31.96	321.80	

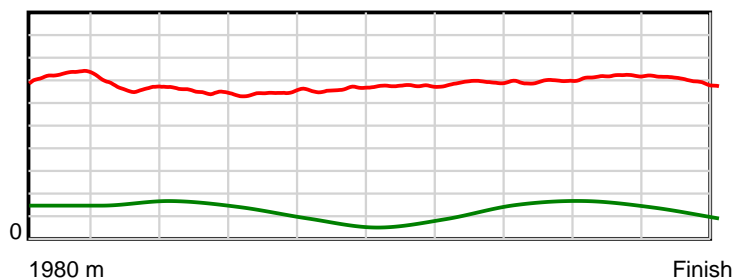
10 m Stride length



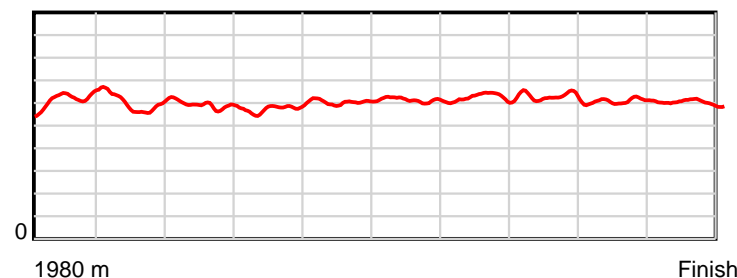
0.6 s Stride duration



20 m/sec Speed



100 % Stride efficiency



Note: Horizontal distance axis grid lines are 200m furlongs.

Disclaimer.

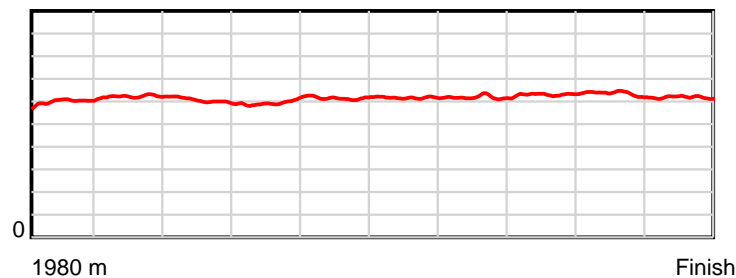
HRNZ and NZMTC and Thoroughbred Ratings Pty Ltd accepts no responsibility for the completeness or accuracy of any of the information contained herein, and makes no representations about its suitability for any particular purpose. Users should make their own judgements about those matters and/or seek independent advice. You assume all risks associated with use of the data provided on this page.

Race Results

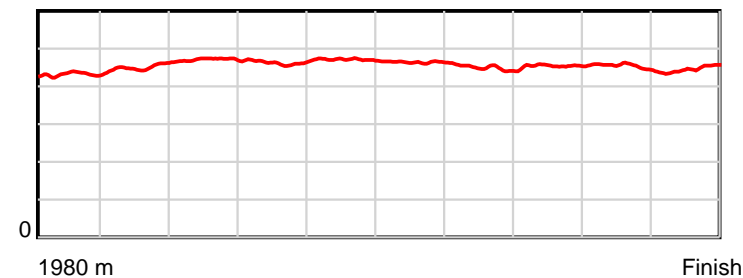
March 23, 2022, Race 1, IRT. YOUR HORSE. OUR PASSION. MOBILE PACE, Distance 1980m, Addington - Survey 1980m

Result	TAB no.	Horse (Barrier)	1980 to	1800m to	1600m to	1400m to	1200m to	1000m to	800m to	600m to	400m to	200m to	Total or	Margin
8th	1	Pembrook's Pri... (1)	1800m	1600m	1400m	1200m	1000m	800m	600m	400m	200m	WP	Average	
		Position in running (margin)	-	6(5.7)	4(4.5)	4(3.6)	5(4.4)	5(3.6)	5(4.1)	6(5.0)	5(4.4)	5(3.9)		3.00
		Sectional time (s)	13.13	14.65	15.61	15.57	15.33	15.23	14.60	14.43	14.23	14.53		
		Cumulative time (s)	147.31	134.18	119.53	103.92	88.35	73.02	57.79	43.19	28.76	14.53	2:27.31	
		Speed (m/s)	13.71	13.65	12.81	12.85	13.05	13.13	13.70	13.86	14.05	13.76	13.44	
		Stride length (m)	6.01	6.15	6.03	5.95	6.15	6.09	6.14	6.30	6.38	6.14	6.13	
		Stride duration (s)	0.432	0.451	0.471	0.463	0.471	0.464	0.449	0.455	0.454	0.446	0.456	
		Stride efficiency (%)	56.51	59.15	56.87	55.31	59.04	58.00	58.98	62.02	63.53	58.95	58.79	
		Stride count	29.93	32.51	33.15	33.62	32.54	32.83	32.55	31.75	31.37	32.56	322.81	

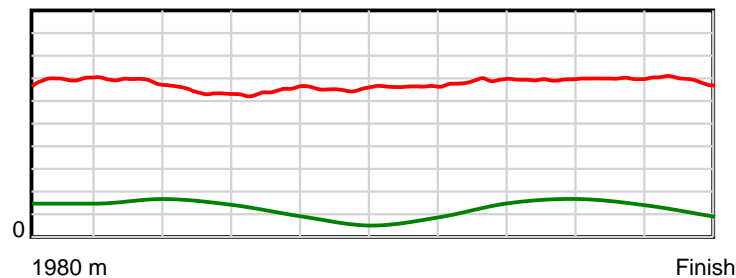
10 m Stride length



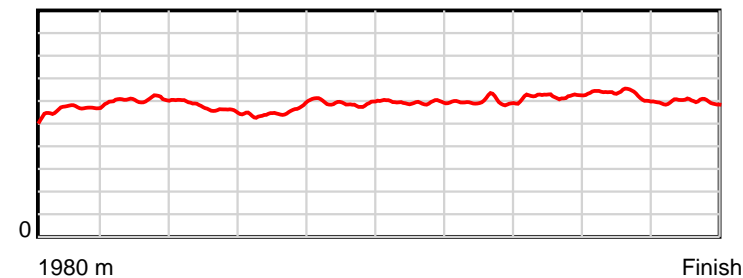
0.6 s Stride duration



20 m/sec Speed



100 % Stride efficiency



Note: Horizontal distance axis grid lines are 200m furlongs.

Disclaimer.

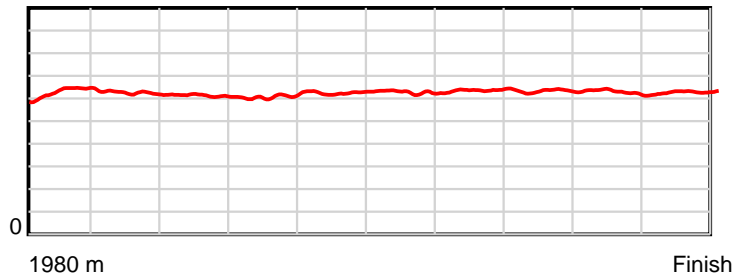
HRNZ and NZMTC and Thoroughbred Ratings Pty Ltd accepts no responsibility for the completeness or accuracy of any of the information contained herein, and makes no representations about its suitability for any particular purpose. Users should make their own judgements about those matters and/or seek independent advice. You assume all risks associated with use of the data provided on this page.

Race Results

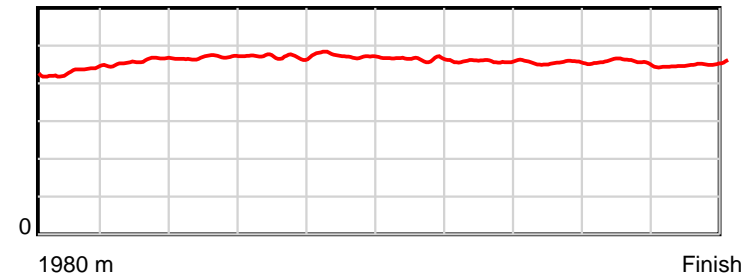
March 23, 2022, Race 1, IRT. YOUR HORSE. OUR PASSION. MOBILE PACE, Distance 1980m, Addington - Survey 1980m

Result	TAB no.	Horse (Barrier)	1980 to	1800m to	1600m to	1400m to	1200m to	1000m to	800m to	600m to	400m to	200m to	Total or	Margin
9th	6	All Too Well (6)	1800m	1600m	1400m	1200m	1000m	800m	600m	400m	200m	WP	Average	
		Position in running (margin)	-	3(1.5)	3(3.4)	3(2.4)	4(2.8)	4(2.8)	3(2.7)	4(2.7)	4(3.6)	7(6.2)		4.40
		Sectional time (s)	12.63	15.18	15.59	15.50	15.46	15.13	14.46	14.68	14.73	14.20		
		Cumulative time (s)	147.56	134.93	119.75	104.16	88.66	73.20	58.07	43.61	28.93	14.20	2:27.56	
		Speed (m/s)	14.25	13.18	12.83	12.90	12.94	13.22	13.83	13.62	13.58	14.08	13.42	
		Stride length (m)	6.30	6.04	6.02	6.08	6.12	6.13	6.35	6.19	6.18	6.35	6.17	
		Stride duration (s)	0.432	0.458	0.469	0.471	0.473	0.464	0.459	0.454	0.456	0.451	0.460	
		Stride efficiency (%)	62.06	56.97	56.63	57.68	58.49	58.72	62.96	59.82	59.77	63.06	59.53	
		Stride count	28.56	33.12	33.22	32.92	32.69	32.63	31.51	32.33	32.34	31.48	320.80	

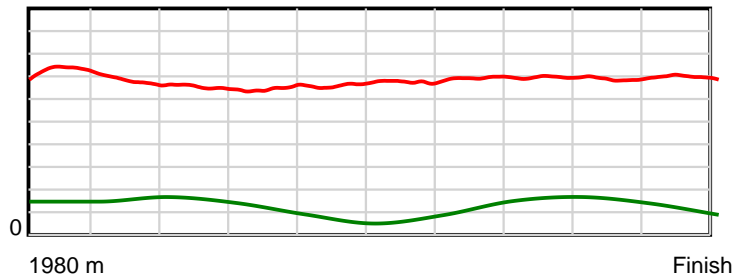
10 m Stride length



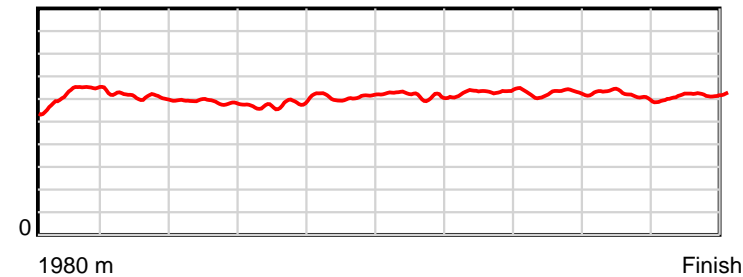
0.6 s Stride duration



20 m/sec Speed



100 % Stride efficiency



Note: Horizontal distance axis grid lines are 200m furlongs.

Disclaimer.

HRNZ and NZMTC and Thoroughbred Ratings Pty Ltd accepts no responsibility for the completeness or accuracy of any of the information contained herein, and makes no representations about its suitability for any particular purpose. Users should make their own judgements about those matters and/or seek independent advice. You assume all risks associated with use of the data provided on this page.

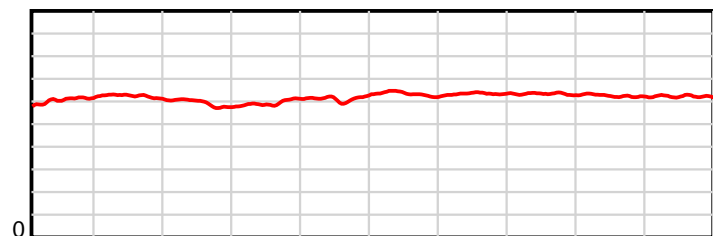


Race Results

March 23, 2022, Race 2, MORE FM 2YO MOBILE TROT, Distance 1980m, Addington - Survey 1980m

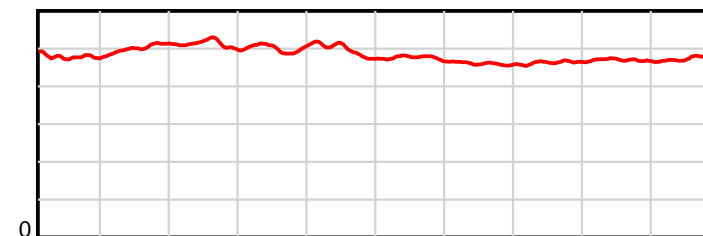
Result	TAB no.	Horse (Barrier)	1980 to	1800m to	1600m to	1400m to	1200m to	1000m to	800m to	600m to	400m to	200m to	Total or	Margin
1st	2	Show No Fear (2)	1800m	1600m	1400m	1200m	1000m	800m	600m	400m	200m	WP	Average	
		Position in running (margin)	-	3(5.5)	3(4.1)	3(4.6)	4(6.9)	3(3.7)	2(0.4)	1(0.0)	1(0.0)	1(0.0)		0.00
		Sectional time (s)	14.11	16.29	17.27	16.83	16.38	15.36	14.57	14.89	15.18	15.49		
		Cumulative time (s)	156.37	142.26	125.97	108.70	91.87	75.49	60.13	45.56	30.67	15.49	2:36.37	
		Speed (m/s)	12.76	12.28	11.58	11.88	12.21	13.02	13.73	13.43	13.18	12.91	12.66	
		Stride length (m)	6.09	6.17	5.92	5.96	6.04	6.19	6.31	6.22	6.19	6.17	6.12	
		Stride duration (s)	0.477	0.502	0.511	0.502	0.495	0.475	0.460	0.463	0.469	0.478	0.484	
		Stride efficiency (%)	58.04	59.47	54.82	55.57	57.09	59.85	62.23	60.49	59.82	59.44	58.62	
		Stride count	29.54	32.42	33.77	33.54	33.09	32.32	31.69	32.15	32.32	32.43	323.27	

10 m Stride length



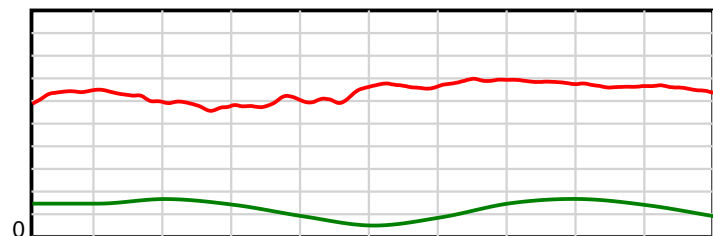
1980 m Finish

0.6 s Stride duration



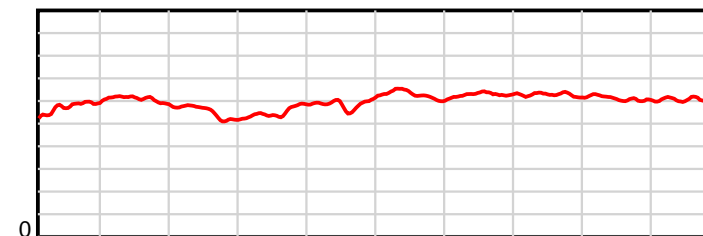
1980 m Finish

20 m/sec Speed



1980 m Finish

100 % Stride efficiency



1980 m Finish

Note: Horizontal distance axis grid lines are 200m furlongs.

Disclaimer.

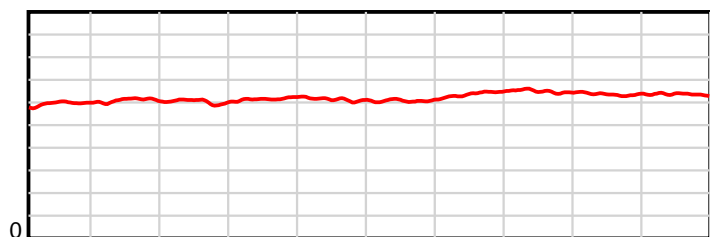
HRNZ and NZMTC and Thoroughbred Ratings Pty Ltd accepts no responsibility for the completeness or accuracy of any of the information contained herein, and makes no representations about its suitability for any particular purpose. Users should make their own judgements about those matters and/or seek independent advice. You assume all risks associated with use of the data provided on this page.

Race Results

March 23, 2022, Race 2, MORE FM 2YO MOBILE TROT, Distance 1980m, Addington - Survey 1980m

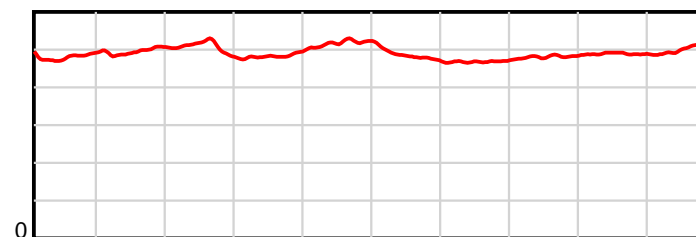
Result	TAB no.	Horse (Barrier)	1980 to	1800m to	1600m to	1400m to	1200m to	1000m to	800m to	600m to	400m to	200m to	Total or	Margin
2nd	5	Gracias (5)	1800m	1600m	1400m	1200m	1000m	800m	600m	400m	200m	WP	Average	
		Position in running (margin)	-	4(7.9)	4(7.4)	4(4.7)	1(0.0)	1(0.0)	1(0.0)	2(0.6)	2(0.3)	2(1.7)		4.10
		Sectional time (s)	14.59	16.42	16.75	15.66	16.92	15.90	14.73	14.86	15.40	15.88		
		Cumulative time (s)	157.11	142.52	126.10	109.35	93.69	76.77	60.87	46.14	31.28	15.88	2:37.11	
		Speed (m/s)	12.34	12.18	11.94	12.77	11.82	12.58	13.58	13.46	12.99	12.59	12.60	
		Stride length (m)	5.99	6.04	6.05	6.18	6.12	6.07	6.36	6.48	6.35	6.37	6.20	
		Stride duration (s)	0.480	0.496	0.506	0.484	0.518	0.483	0.469	0.481	0.489	0.506	0.492	
		Stride efficiency (%)	56.01	57.03	57.15	59.61	58.50	57.65	63.24	65.64	63.00	63.50	60.04	
		Stride count	30.07	33.11	33.07	32.38	32.69	32.93	31.44	30.86	31.50	31.37	319.42	

10 m Stride length



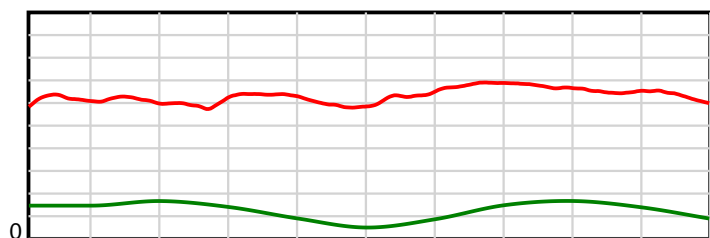
1980 m Finish

0.6 s Stride duration



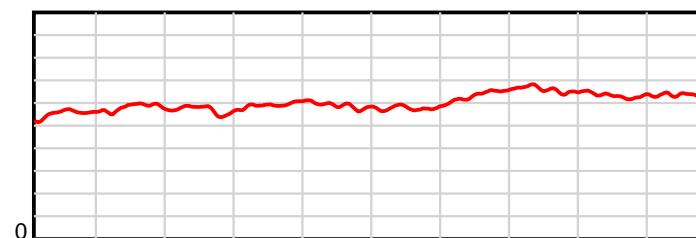
1980 m Finish

20 m/sec Speed



1980 m Finish

100 % Stride efficiency



1980 m Finish

Note: Horizontal distance axis grid lines are 200m furlongs.

Disclaimer.

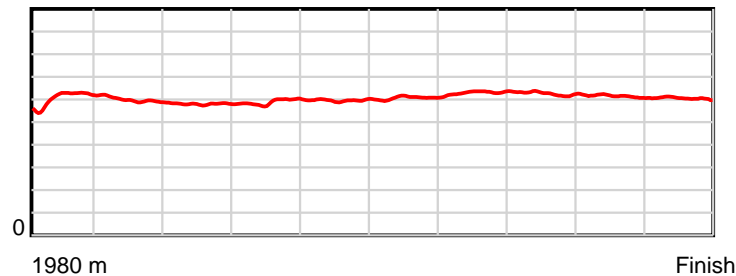
HRNZ and NZMTC and Thoroughbred Ratings Pty Ltd accepts no responsibility for the completeness or accuracy of any of the information contained herein, and makes no representations about its suitability for any particular purpose. Users should make their own judgements about those matters and/or seek independent advice. You assume all risks associated with use of the data provided on this page.

Race Results

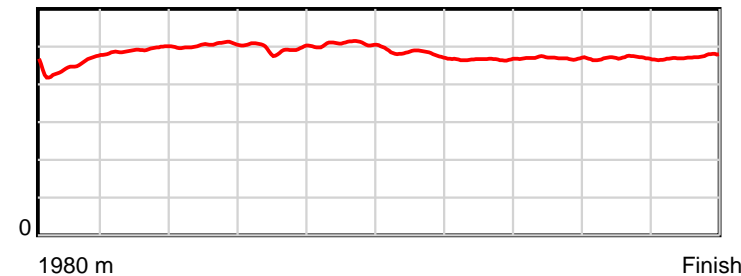
March 23, 2022, Race 2, MORE FM 2YO MOBILE TROT, Distance 1980m, Addington - Survey 1980m

Result	TAB no.	Horse (Barrier)	1980 to	1800m to	1600m to	1400m to	1200m to	1000m to	800m to	600m to	400m to	200m to	Total or	Margin
3rd	3	Monarch Prince (3)	1800m	1600m	1400m	1200m	1000m	800m	600m	400m	200m	WP	Average	
		Position in running (margin)	-	1(0.0)	1(0.0)	1(0.0)	2(2.7)	2(2.0)	3(3.1)	3(3.8)	3(5.6)	4(5.7)		5.70
		Sectional time (s)	13.11	16.52	17.18	16.89	16.82	16.08	14.75	15.19	15.19	15.67		
		Cumulative time (s)	157.40	144.29	127.77	110.59	93.70	76.88	60.80	46.05	30.86	15.67	2:37.40	
		Speed (m/s)	13.73	12.11	11.64	11.84	11.89	12.44	13.56	13.17	13.17	12.76	12.58	
		Stride length (m)	6.11	5.96	5.87	5.87	6.03	6.01	6.32	6.18	6.18	6.04	6.05	
		Stride duration (s)	0.448	0.492	0.504	0.496	0.507	0.483	0.466	0.470	0.469	0.473	0.481	
		Stride efficiency (%)	58.36	55.52	53.82	53.91	56.79	56.42	62.37	59.75	59.71	56.99	57.27	
		Stride count	29.45	33.55	34.08	34.05	33.18	33.28	31.66	32.34	32.36	33.12	327.07	

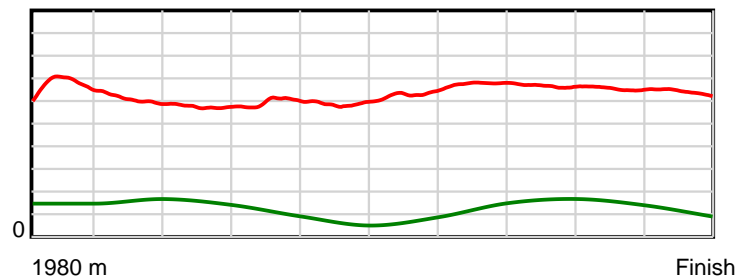
10 m Stride length



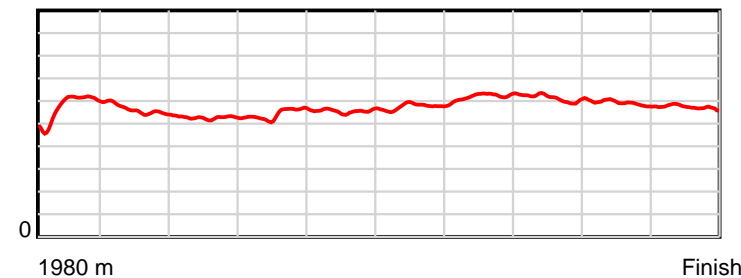
0.6 s Stride duration



20 m/sec Speed



100 % Stride efficiency



Note: Horizontal distance axis grid lines are 200m furlongs.

Disclaimer.

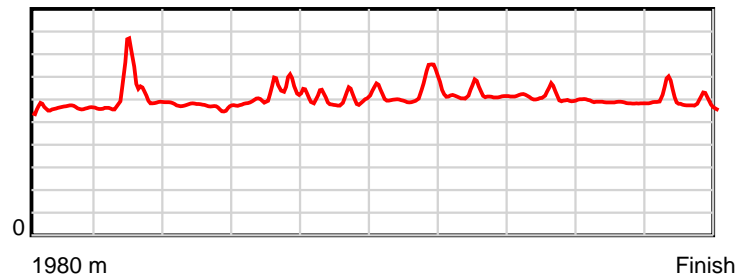
HRNZ and NZMTC and Thoroughbred Ratings Pty Ltd accepts no responsibility for the completeness or accuracy of any of the information contained herein, and makes no representations about its suitability for any particular purpose. Users should make their own judgements about those matters and/or seek independent advice. You assume all risks associated with use of the data provided on this page.

Race Results

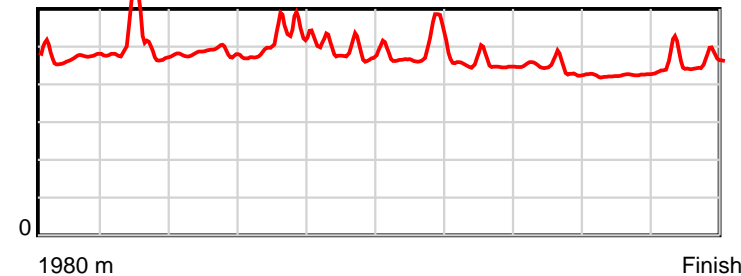
March 23, 2022, Race 2, MORE FM 2YO MOBILE TROT, Distance 1980m, Addington - Survey 1980m

Result	TAB no.	Horse (Barrier)	1980 to	1800m to	1600m to	1400m to	1200m to	1000m to	800m to	600m to	400m to	200m to	Total or	Margin
4th	7	Maxwell Edison (7)	1800m	1600m	1400m	1200m	1000m	800m	600m	400m	200m	WP	Average	
		Position in running (margin)	-	6(12.5)	6(12.2)	6(10.8)	6(11.5)	6(9.0)	6(7.8)	6(8.0)	6(8.0)	3(5.6)		6.00
		Sectional time (s)	15.17	16.46	16.96	16.56	16.50	15.71	14.67	14.90	14.77	15.75		
		Cumulative time (s)	157.45	142.28	125.82	108.86	92.30	75.80	60.09	45.42	30.52	15.75	2:37.45	
		Speed (m/s)	11.87	12.15	11.79	12.08	12.12	12.73	13.63	13.42	13.54	12.70	12.58	
		Stride length (m)	5.65	5.91	5.71	6.15	5.90	6.15	6.16	5.93	5.75	5.86	5.91	
		Stride duration (s)	0.473	0.486	0.484	0.509	0.487	0.483	0.452	0.442	0.425	0.462	0.470	
		Stride efficiency (%)	49.93	54.53	50.86	59.09	54.44	59.03	59.30	54.95	51.74	53.70	54.66	
		Stride count	31.84	33.86	35.06	32.52	33.89	32.54	32.47	33.73	34.76	34.12	334.79	

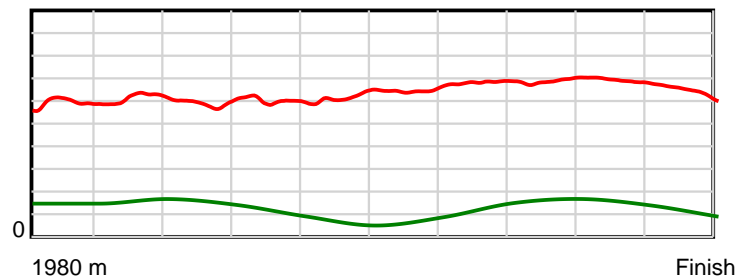
10 m Stride length



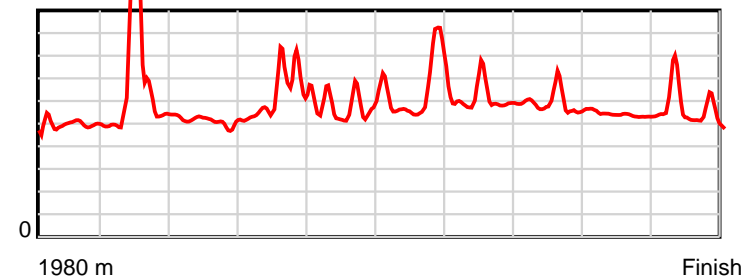
0.6 s Stride duration



20 m/sec Speed



100 % Stride efficiency



Note: Horizontal distance axis grid lines are 200m furlongs.

Disclaimer.

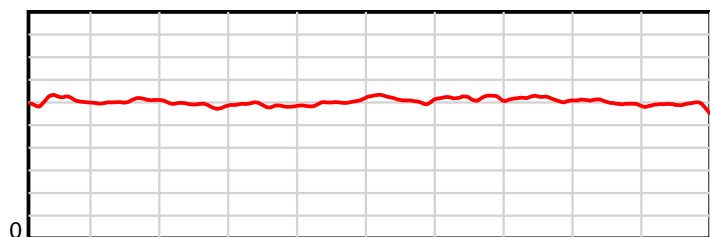
HRNZ and NZMTC and Thoroughbred Ratings Pty Ltd accepts no responsibility for the completeness or accuracy of any of the information contained herein, and makes no representations about its suitability for any particular purpose. Users should make their own judgements about those matters and/or seek independent advice. You assume all risks associated with use of the data provided on this page.

Race Results

March 23, 2022, Race 2, MORE FM 2YO MOBILE TROT, Distance 1980m, Addington - Survey 1980m

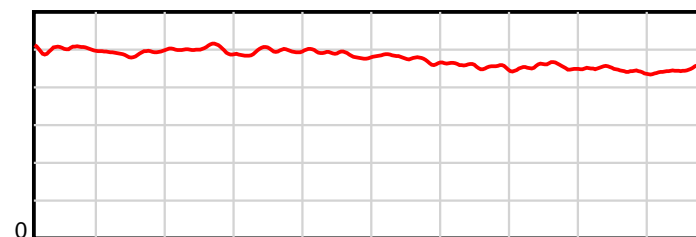
Result	TAB no.	Horse (Barrier)	1980 to	1800m to	1600m to	1400m to	1200m to	1000m to	800m to	600m to	400m to	200m to	Total or	Margin
5th	4	Top Of The Hil... (4)	1800m	1600m	1400m	1200m	1000m	800m	600m	400m	200m	WP	Average	
		Position in running (margin)	-	5(10.8)	5(9.8)	5(8.4)	5(9.7)	5(6.6)	4(5.6)	4(6.1)	4(7.2)	5(5.8)		6.20
		Sectional time (s)	15.02	16.33	16.97	16.66	16.41	15.73	14.73	15.07	14.94	15.63		
		Cumulative time (s)	157.49	142.47	126.14	109.17	92.51	76.10	60.37	45.64	30.57	15.63	2:37.49	
		Speed (m/s)	11.99	12.25	11.79	12.00	12.19	12.71	13.58	13.27	13.39	12.80	12.57	
		Stride length (m)	6.12	6.02	5.90	5.96	5.94	6.04	6.18	6.04	5.95	5.82	5.99	
		Stride duration (s)	0.501	0.492	0.500	0.496	0.487	0.475	0.455	0.455	0.445	0.455	0.477	
		Stride efficiency (%)	58.54	56.67	54.35	55.47	55.16	56.95	59.63	57.04	55.37	52.94	56.14	
		Stride count	29.41	33.21	33.91	33.57	33.66	33.13	32.38	33.10	33.60	34.36	330.33	

10 m Stride length



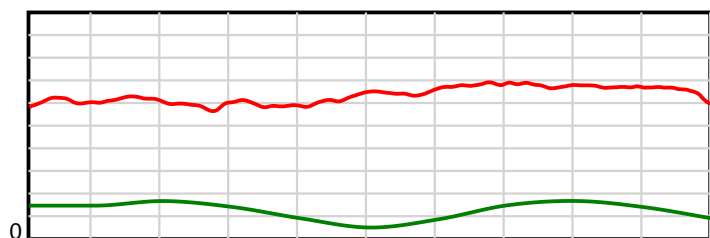
1980 m Finish

0.6 s Stride duration



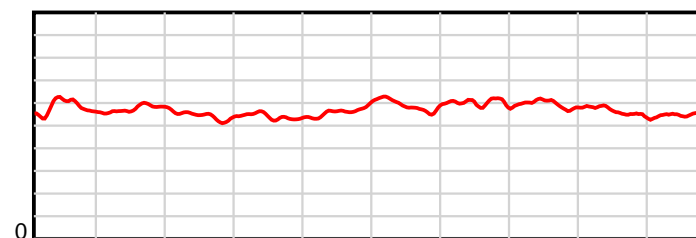
1980 m Finish

20 m/sec Speed



1980 m Finish

100 % Stride efficiency



1980 m Finish

Note: Horizontal distance axis grid lines are 200m furlongs.

Disclaimer.

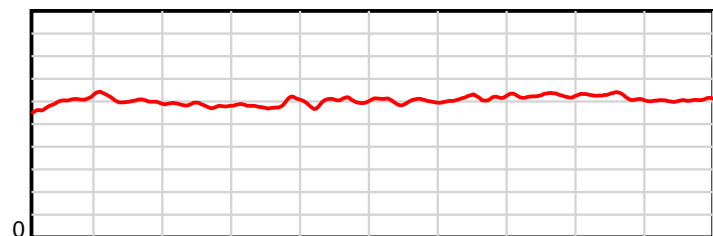
HRNZ and NZMTC and Thoroughbred Ratings Pty Ltd accepts no responsibility for the completeness or accuracy of any of the information contained herein, and makes no representations about its suitability for any particular purpose. Users should make their own judgements about those matters and/or seek independent advice. You assume all risks associated with use of the data provided on this page.

Race Results

March 23, 2022, Race 2, MORE FM 2YO MOBILE TROT, Distance 1980m, Addington - Survey 1980m

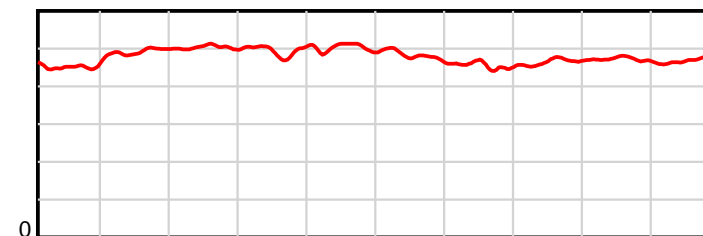
Result	TAB no.	Horse (Barrier)	1980 to	1800m to	1600m to	1400m to	1200m to	1000m to	800m to	600m to	400m to	200m to	Total or	Margin
6th	1	Switch On (1)	1800m	1600m	1400m	1200m	1000m	800m	600m	400m	200m	WP	Average	
		Position in running (margin)	-	2(2.0)	2(2.1)	2(2.2)	3(4.7)	4(4.3)	5(6.3)	5(7.2)	5(8.0)	6(7.8)		8.20
		Sectional time (s)	13.48	16.52	17.20	16.87	16.86	16.23	14.79	15.03	15.14	15.72		
		Cumulative time (s)	157.84	144.36	127.84	110.64	93.77	76.91	60.68	45.89	30.86	15.72	2:37.84	
		Speed (m/s)	13.36	12.11	11.63	11.86	11.86	12.32	13.52	13.31	13.21	12.72	12.54	
		Stride length (m)	6.02	5.97	5.85	5.88	5.95	5.93	6.15	6.19	6.23	6.02	6.02	
		Stride duration (s)	0.451	0.493	0.503	0.496	0.502	0.482	0.455	0.465	0.472	0.473	0.480	
		Stride efficiency (%)	56.60	55.63	53.41	54.07	55.34	55.03	59.16	59.80	60.72	56.62	56.56	
		Stride count	29.91	33.52	34.21	34.00	33.61	33.70	32.51	32.33	32.08	33.23	329.10	

10 m Stride length



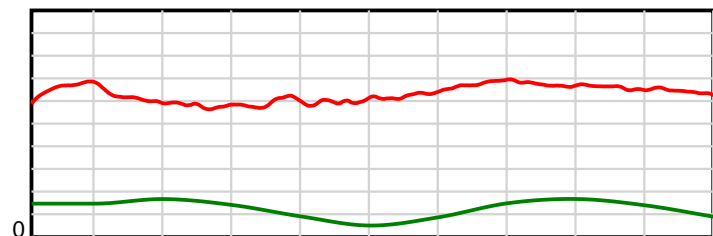
1980 m Finish

0.6 s Stride duration



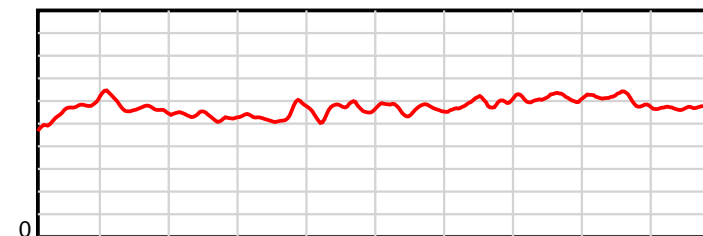
1980 m Finish

20 m/sec Speed



1980 m Finish

100 % Stride efficiency



1980 m Finish

Note: Horizontal distance axis grid lines are 200m furlongs.

Disclaimer.

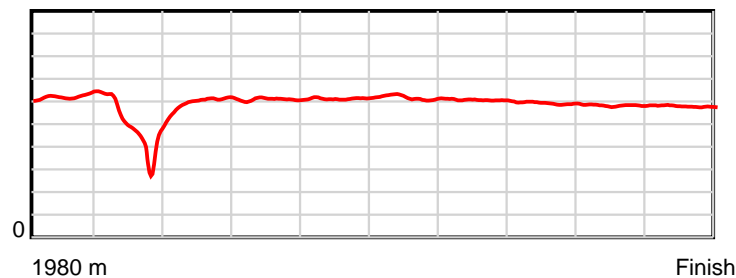
HRNZ and NZMTC and Thoroughbred Ratings Pty Ltd accepts no responsibility for the completeness or accuracy of any of the information contained herein, and makes no representations about its suitability for any particular purpose. Users should make their own judgements about those matters and/or seek independent advice. You assume all risks associated with use of the data provided on this page.

Race Results

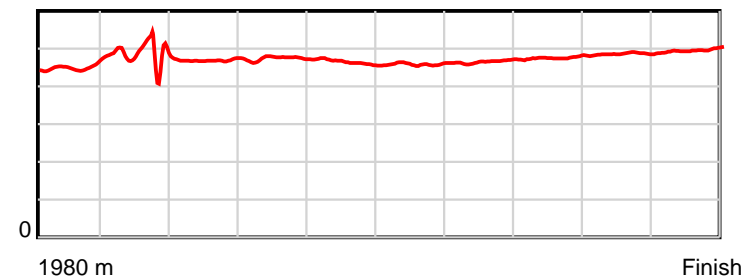
March 23, 2022, Race 2, MORE FM 2YO MOBILE TROT, Distance 1980m, Addington - Survey 1980m

Result	TAB no.	Horse (Barrier)	1980 to	1800m to	1600m to	1400m to	1200m to	1000m to	800m to	600m to	400m to	200m to	Total or	Margin
7th	6	The Fiery Coun... (6)	1800m	1600m	1400m	1200m	1000m	800m	600m	400m	200m	WP	Average	
		Position in running (margin)	-	7(17.4)	7(43.7)	7(35.5)	7(30.3)	7(20.1)	7(14.7)	7(19.6)	7(27.9)	7(37.4)		43.60
		Sectional time (s)	16.09	20.90	15.81	15.60	15.23	14.99	15.45	16.27	16.76	17.13		
		Cumulative time (s)	164.23	148.14	127.24	111.43	95.83	80.60	65.61	50.16	33.89	17.13	2:44.23	
		Speed (m/s)	11.19	9.57	12.65	12.82	13.13	13.34	12.94	12.29	11.93	11.68	12.06	
		Stride length (m)	6.26	4.64	5.93	6.07	6.09	6.12	6.03	5.85	5.81	5.80	5.82	
		Stride duration (s)	0.451	0.485	0.469	0.473	0.464	0.459	0.466	0.476	0.487	0.496	0.483	
		Stride efficiency (%)	61.25	33.67	54.94	57.59	58.04	58.50	56.73	53.46	52.71	52.48	52.88	
		Stride count	28.75	43.09	33.73	32.94	32.82	32.69	33.20	34.19	34.44	34.51	340.36	

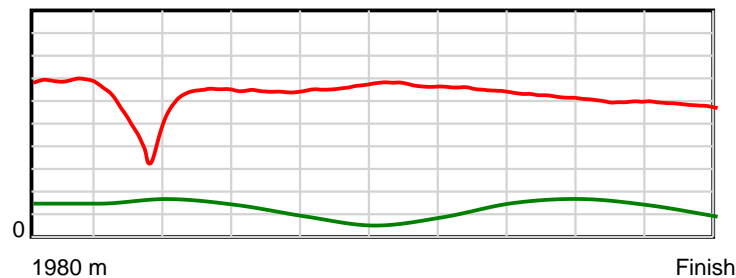
10 m Stride length



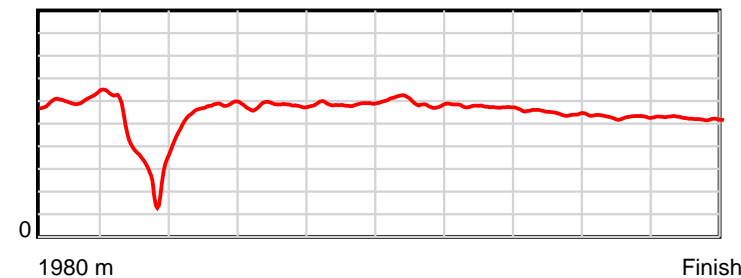
0.6 s Stride duration



20 m/sec Speed



100 % Stride efficiency



Note: Horizontal distance axis grid lines are 200m furlongs.

Disclaimer.

HRNZ and NZMTC and Thoroughbred Ratings Pty Ltd accepts no responsibility for the completeness or accuracy of any of the information contained herein, and makes no representations about its suitability for any particular purpose. Users should make their own judgements about those matters and/or seek independent advice. You assume all risks associated with use of the data provided on this page.



Race Results



March 23, 2022, Race 3, STYLE MAGAZINE (JUNIOR DRIVERS) PACE, Distance 2600m, Addington - Survey 3200m

Result	TAB no.	Horse (Barrier)	2600 to	2400m to
1st	8	Morries Girl (7)	2400m	2200m
		Position in running (margin)	-	4(5.3)
		Sectional time (s)	16.95	15.89
		Cumulative time (s)	195.40	178.45
		Speed (m/s)	11.80	12.59
		Stride length (m)	5.09	5.58
		Stride duration (s)	0.425	0.444
		Stride efficiency (%)	40.51	48.71
		Stride count	39.28	35.82

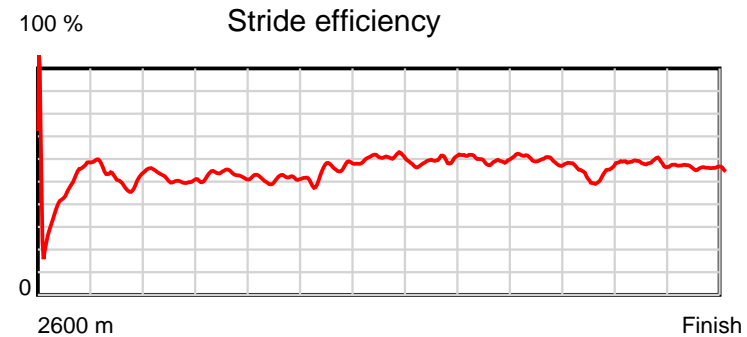
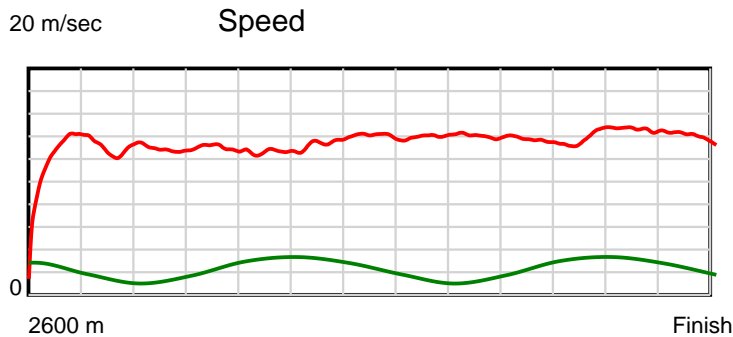
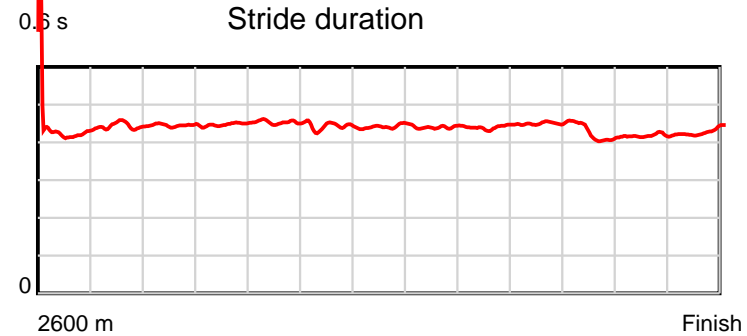
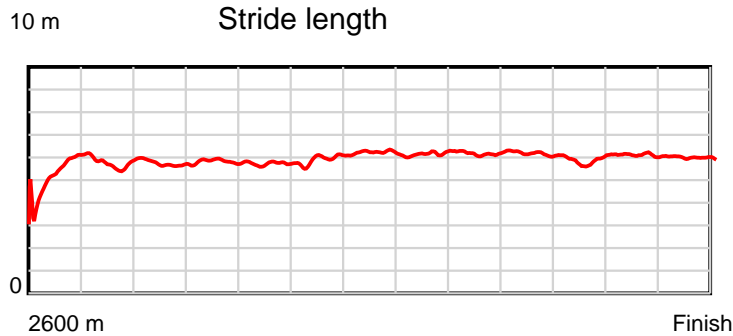
Disclaimer.

HRNZ and NZMTC and Thoroughbred Ratings Pty Ltd accepts no responsibility for the completeness or accuracy of any of the information contained herein, and makes no representations about its suitability for any particular purpose. Users should make their own judgements about those matters and/or seek independent advice. You assume all risks associated with use of the data provided on this page.

Race Results

March 23, 2022, Race 3, STYLE MAGAZINE (JUNIOR DRIVERS) PACE, Distance 2600m, Addington - Survey 3200m

Result	TAB no.	Horse (Barrier)	2200m to	2000m to	1800m to	1600m to	1400m to	1200m to	1000m to	800m to	600m to	400m to	200m to	Total or	Margin
1st	8	Morries Girl (7)	2000m	1800m	1600m	1400m	1200m	1000m	800m	600m	400m	200m	WP	Average	
		Position in running (margin)	5(8.6)	5(8.8)	5(8.1)	6(8.6)	6(6.0)	4(3.2)	4(3.5)	4(2.5)	4(2.3)	2(0.6)	1(0.0)		0.00
		Sectional time (s)	15.62	15.35	16.01	15.08	14.24	14.56	14.37	14.67	14.64	13.83	14.19		
		Cumulative time (s)	162.56	146.94	131.59	115.58	100.50	86.26	71.70	57.33	42.66	28.02	14.19	3:15.40	
		Speed (m/s)	12.80	13.03	12.49	13.26	14.04	13.74	13.92	13.63	13.66	14.46	14.09	13.31	
		Stride length (m)	5.70	5.83	5.66	5.87	6.21	6.05	6.13	6.14	5.77	6.04	6.05	5.84	
		Stride duration (s)	0.445	0.448	0.453	0.443	0.442	0.440	0.440	0.450	0.423	0.418	0.430	0.439	
		Stride efficiency (%)	50.82	53.17	50.06	53.89	60.29	57.15	58.70	58.90	52.08	57.08	57.26	53.32	
		Stride count	35.07	34.29	35.33	34.06	32.20	33.07	32.63	32.58	34.64	33.09	33.04	445.10	



Note: Horizontal distance axis grid lines are 200m furlongs.

Disclaimer.

HRNZ and NZMTC and Thoroughbred Ratings Pty Ltd accepts no responsibility for the completeness or accuracy of any of the information contained herein, and makes no representations about its suitability for any particular purpose. Users should make their own judgements about those matters and/or seek independent advice. You assume all risks associated with use of the data provided on this page.



Race Results



March 23, 2022, Race 3, STYLE MAGAZINE (JUNIOR DRIVERS) PACE, Distance 2600m, Addington - Survey 3200m

Result	TAB no.	Horse (Barrier)	2600 to	2400m to
2nd	6	Kowhai Shadow (6)	2400m	2200m
		Position in running (margin)	-	2(1.9)
		Sectional time (s)	16.41	15.39
		Cumulative time (s)	196.14	179.73
		Speed (m/s)	12.19	13.00
		Stride length (m)	5.39	5.91
		Stride duration (s)	0.430	0.455
		Stride efficiency (%)	45.48	54.65
		Stride count	37.07	33.82

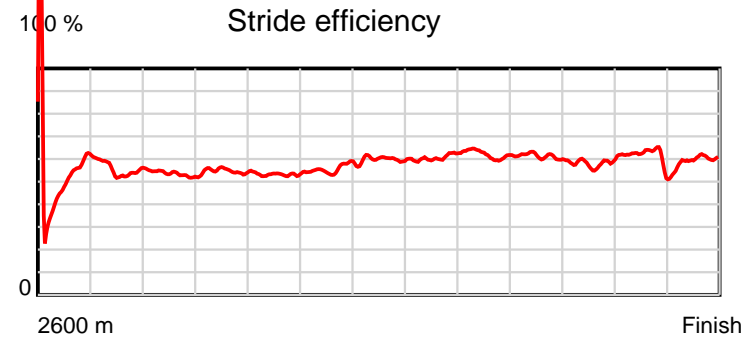
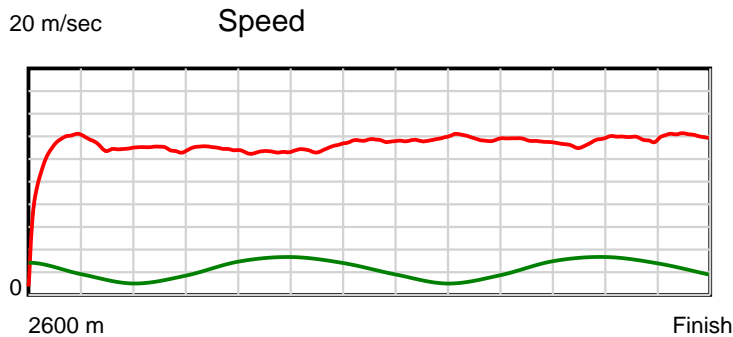
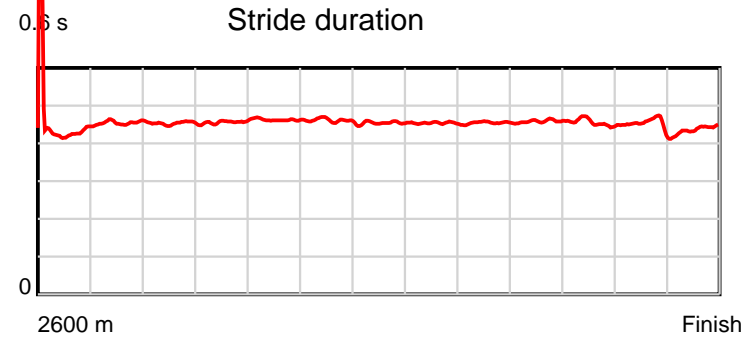
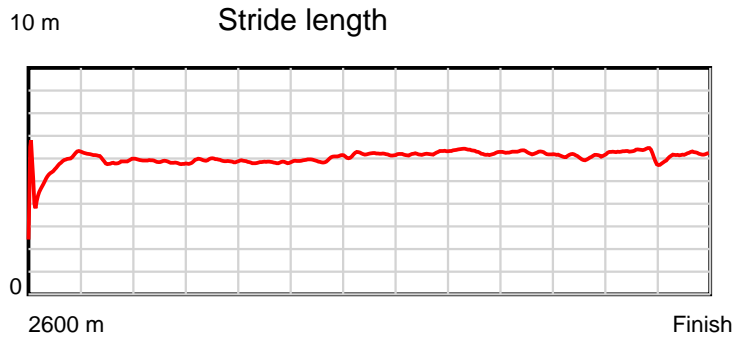
Disclaimer.

HRNZ and NZMTC and Thoroughbred Ratings Pty Ltd accepts no responsibility for the completeness or accuracy of any of the information contained herein, and makes no representations about its suitability for any particular purpose. Users should make their own judgements about those matters and/or seek independent advice. You assume all risks associated with use of the data provided on this page.

Race Results

March 23, 2022, Race 3, STYLE MAGAZINE (JUNIOR DRIVERS) PACE, Distance 2600m, Addington - Survey 3200m

Result	TAB no.	Horse (Barrier)	2200m to	2000m to	1800m to	1600m to	1400m to	1200m to	1000m to	800m to	600m to	400m to	200m to	Total or	Margin
2nd	6	Kowhai Shadow (6)	2000m	1800m	1600m	1400m	1200m	1000m	800m	600m	400m	200m	WP	Average	
		Position in running (margin)	2(2.2)	2(2.1)	2(1.9)	2(1.9)	2(1.9)	3(1.4)	3(2.1)	3(2.4)	3(2.3)	4(2.0)	4(4.4)		4.10
		Sectional time (s)	15.57	15.43	15.94	15.52	14.63	14.63	14.57	14.68	14.87	14.35	14.15		
		Cumulative time (s)	164.34	148.77	133.34	117.40	101.88	87.25	72.62	58.05	43.37	28.50	14.15	3:16.14	
		Speed (m/s)	12.85	12.96	12.55	12.89	13.67	13.67	13.73	13.62	13.45	13.94	14.13	13.26	
		Stride length (m)	5.82	5.92	5.80	5.94	6.21	6.20	6.24	6.24	6.12	6.27	6.19	6.01	
		Stride duration (s)	0.453	0.456	0.463	0.461	0.454	0.454	0.454	0.458	0.455	0.450	0.438	0.453	
		Stride efficiency (%)	52.89	54.73	52.66	55.08	60.25	60.12	60.77	60.94	58.58	61.51	59.85	56.44	
		Stride count	34.38	33.79	34.45	33.69	32.21	32.24	32.07	32.03	32.67	31.88	32.32	432.62	



Note: Horizontal distance axis grid lines are 200m furlongs.

Disclaimer.

HRNZ and NZMTC and Thoroughbred Ratings Pty Ltd accepts no responsibility for the completeness or accuracy of any of the information contained herein, and makes no representations about its suitability for any particular purpose. Users should make their own judgements about those matters and/or seek independent advice. You assume all risks associated with use of the data provided on this page.



Race Results



March 23, 2022, Race 3, STYLE MAGAZINE (JUNIOR DRIVERS) PACE, Distance 2600m, Addington - Survey 3200m

Result	TAB no.	Horse (Barrier)	2600 to	2400m to
3rd	4	Rocknroll Diva (4)	2400m	2200m
		Position in running (margin)	-	6(7.6)
		Sectional time (s)	17.31	15.83
		Cumulative time (s)	196.97	179.66
		Speed (m/s)	11.55	12.63
		Stride length (m)	5.54	5.75
		Stride duration (s)	0.459	0.455
		Stride efficiency (%)	47.89	51.60
		Stride count	36.13	34.80

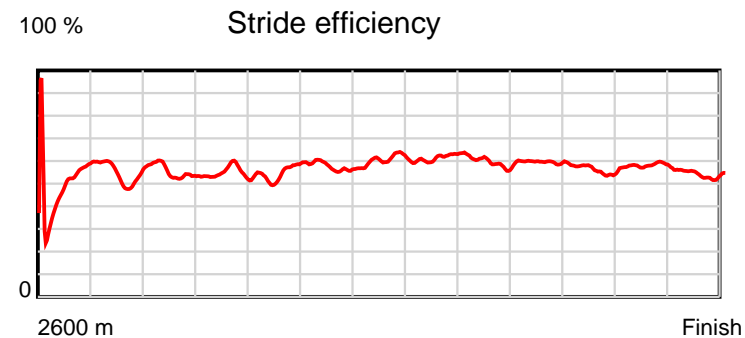
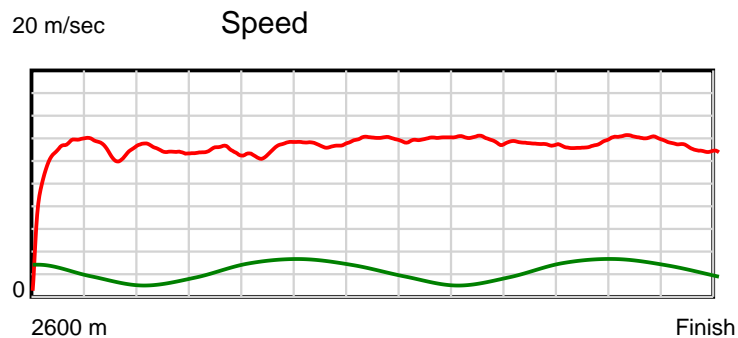
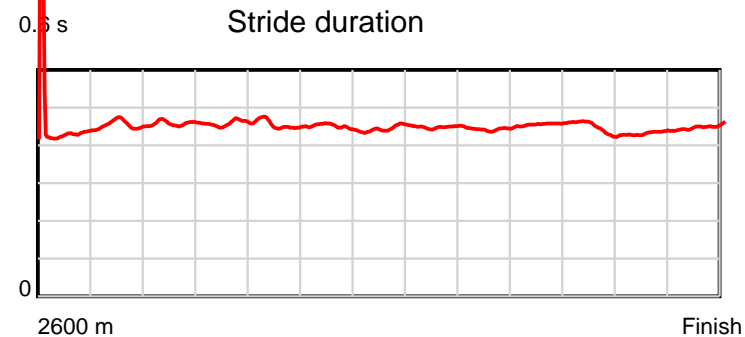
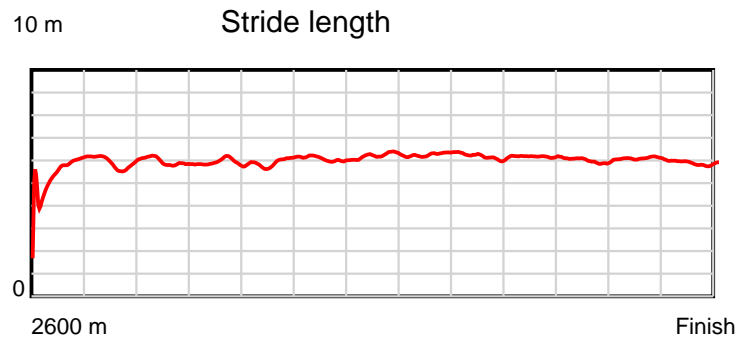
Disclaimer.

HRNZ and NZMTC and Thoroughbred Ratings Pty Ltd accepts no responsibility for the completeness or accuracy of any of the information contained herein, and makes no representations about its suitability for any particular purpose. Users should make their own judgements about those matters and/or seek independent advice. You assume all risks associated with use of the data provided on this page.

Race Results

March 23, 2022, Race 3, STYLE MAGAZINE (JUNIOR DRIVERS) PACE, Distance 2600m, Addington - Survey 3200m

Result	TAB no.	Horse (Barrier)	2200m to	2000m to	1800m to	1600m to	1400m to	1200m to	1000m to	800m to	600m to	400m to	200m to	Total or	Margin
3rd	4	Rocknroll Diva (4)	2000m	1800m	1600m	1400m	1200m	1000m	800m	600m	400m	200m	WP	Average	
		Position in running (margin)	6(10.4)	6(10.9)	6(10.4)	5(7.4)	4(4.3)	2(1.3)	2(1.5)	2(1.5)	2(0.9)	3(1.3)	2(3.7)		8.70
		Sectional time (s)	15.67	15.37	15.43	15.00	14.21	14.55	14.54	14.60	14.98	14.34	15.14		
		Cumulative time (s)	163.83	148.16	132.79	117.36	102.36	88.15	73.60	59.06	44.46	29.48	15.14	3:16.97	
		Speed (m/s)	12.76	13.01	12.96	13.33	14.07	13.75	13.76	13.70	13.35	13.95	13.21	13.20	
		Stride length (m)	5.85	5.96	5.90	6.00	6.27	6.16	6.10	6.25	5.93	6.04	5.95	5.97	
		Stride duration (s)	0.459	0.458	0.455	0.450	0.445	0.448	0.443	0.456	0.445	0.433	0.450	0.452	
		Stride efficiency (%)	53.54	55.57	54.44	56.30	61.36	59.39	58.14	61.06	55.01	57.04	55.29	55.72	
		Stride count	34.17	33.54	33.89	33.32	31.92	32.44	32.79	31.99	33.71	33.10	33.62	435.42	



Note: Horizontal distance axis grid lines are 200m furlongs.

Disclaimer.

HRNZ and NZMTC and Thoroughbred Ratings Pty Ltd accepts no responsibility for the completeness or accuracy of any of the information contained herein, and makes no representations about its suitability for any particular purpose. Users should make their own judgements about those matters and/or seek independent advice. You assume all risks associated with use of the data provided on this page.



Race Results



March 23, 2022, Race 3, STYLE MAGAZINE (JUNIOR DRIVERS) PACE, Distance 2600m, Addington - Survey 3200m

Result	TAB no.	Horse (Barrier)	2600 to	2400m to
4th	1	Daisy Duke (1)	2400m	2200m
		Position in running (margin)	-	3(4.3)
		Sectional time (s)	16.76	15.26
		Cumulative time (s)	197.17	180.41
		Speed (m/s)	11.93	13.11
		Stride length (m)	5.24	5.91
		Stride duration (s)	0.418	0.451
		Stride efficiency (%)	42.90	54.56
		Stride count	38.17	33.85

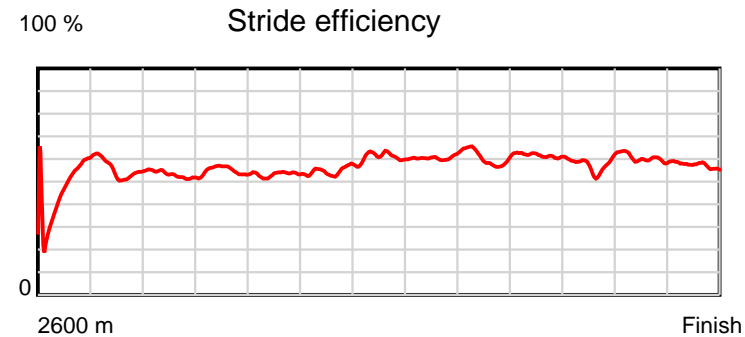
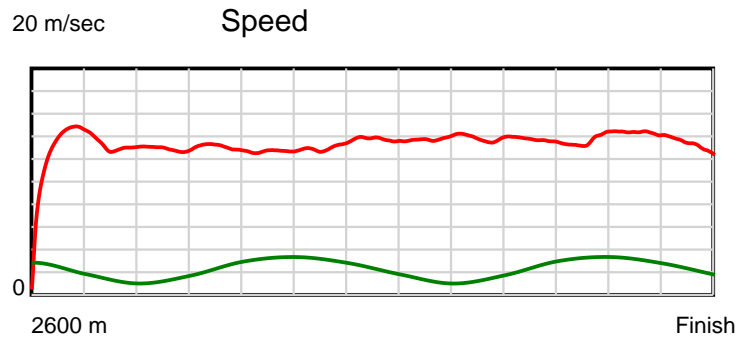
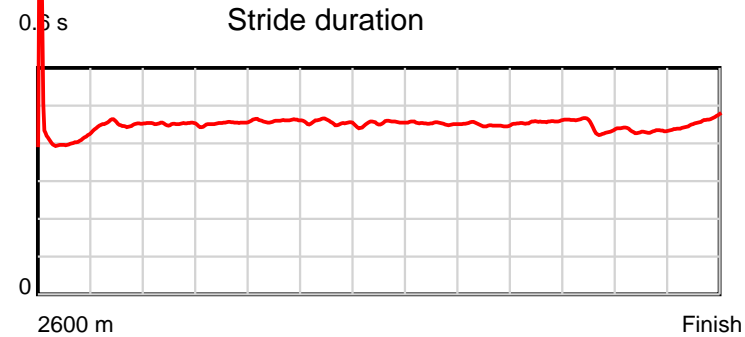
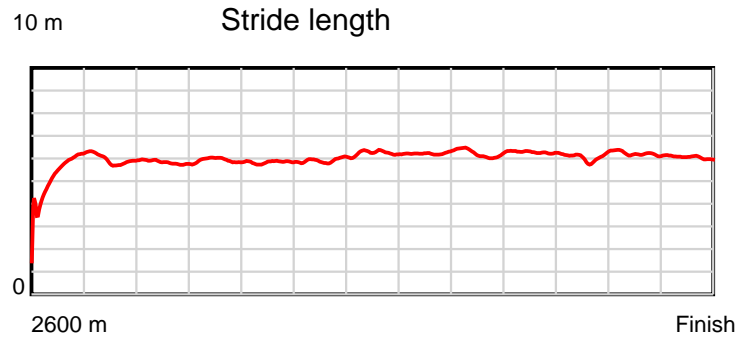
Disclaimer.

HRNZ and NZMTC and Thoroughbred Ratings Pty Ltd accepts no responsibility for the completeness or accuracy of any of the information contained herein, and makes no representations about its suitability for any particular purpose. Users should make their own judgements about those matters and/or seek independent advice. You assume all risks associated with use of the data provided on this page.

Race Results

March 23, 2022, Race 3, STYLE MAGAZINE (JUNIOR DRIVERS) PACE, Distance 2600m, Addington - Survey 3200m

Result	TAB no.	Horse (Barrier)	2200m to	2000m to	1800m to	1600m to	1400m to	1200m to	1000m to	800m to	600m to	400m to	200m to	Total or	Margin
4th	1	Daisy Duke (1)	2000m	1800m	1600m	1400m	1200m	1000m	800m	600m	400m	200m	WP	Average	
		Position in running (margin)	3(3.8)	3(4.2)	3(3.8)	3(4.3)	3(4.1)	5(3.6)	5(3.6)	5(3.7)	5(3.6)	5(3.0)	5(4.9)		9.80
		Sectional time (s)	15.66	15.40	16.02	15.47	14.64	14.51	14.55	14.68	14.82	14.24	15.16		
		Cumulative time (s)	165.15	149.49	134.09	118.07	102.60	87.96	73.45	58.90	44.22	29.40	15.16	3:17.17	
		Speed (m/s)	12.77	12.99	12.48	12.93	13.66	13.78	13.75	13.62	13.50	14.04	13.19	13.19	
		Stride length (m)	5.77	5.89	5.75	5.89	6.20	6.24	6.17	6.22	6.01	6.08	6.04	5.94	
		Stride duration (s)	0.452	0.453	0.460	0.455	0.454	0.453	0.449	0.457	0.446	0.433	0.458	0.451	
		Stride efficiency (%)	52.07	54.15	51.66	54.20	60.06	60.82	59.53	60.50	56.48	57.78	57.10	55.19	
		Stride count	34.65	33.97	34.78	33.96	32.26	32.06	32.40	32.14	33.27	32.89	33.09	437.49	



Note: Horizontal distance axis grid lines are 200m furlongs.

Disclaimer.

HRNZ and NZMTC and Thoroughbred Ratings Pty Ltd accepts no responsibility for the completeness or accuracy of any of the information contained herein, and makes no representations about its suitability for any particular purpose. Users should make their own judgements about those matters and/or seek independent advice. You assume all risks associated with use of the data provided on this page.



Race Results



March 23, 2022, Race 3, STYLE MAGAZINE (JUNIOR DRIVERS) PACE, Distance 2600m, Addington - Survey 3200m

Result	TAB no.	Horse (Barrier)	2600 to	2400m to
5th	2	Taxman (2)	2400m	2200m
		Position in running (margin)	-	5(6.4)
		Sectional time (s)	17.11	15.21
		Cumulative time (s)	197.41	180.30
		Speed (m/s)	11.69	13.15
		Stride length (m)	5.24	6.26
		Stride duration (s)	0.448	0.476
		Stride efficiency (%)	42.83	61.32
		Stride count	38.20	31.93

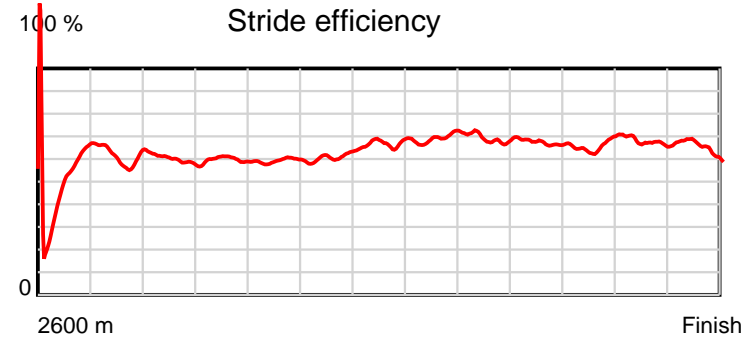
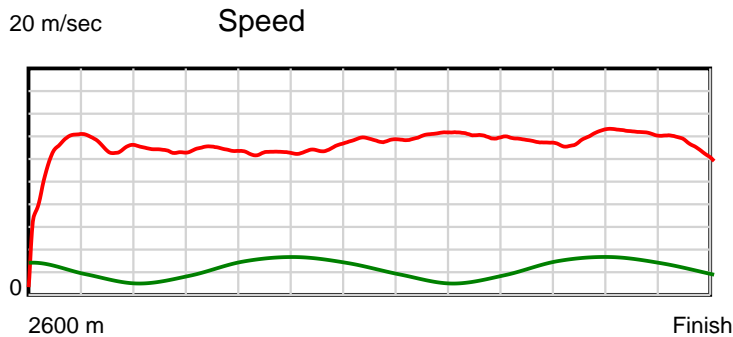
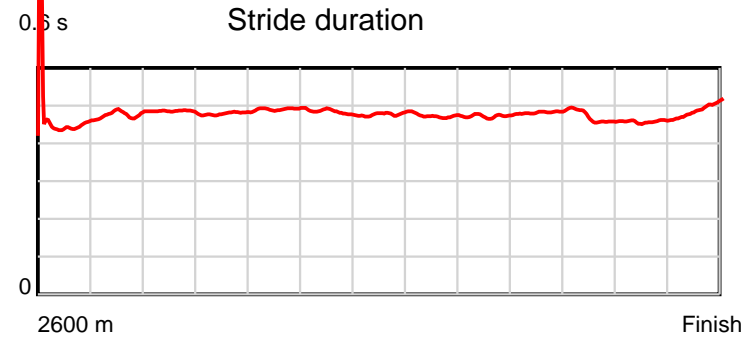
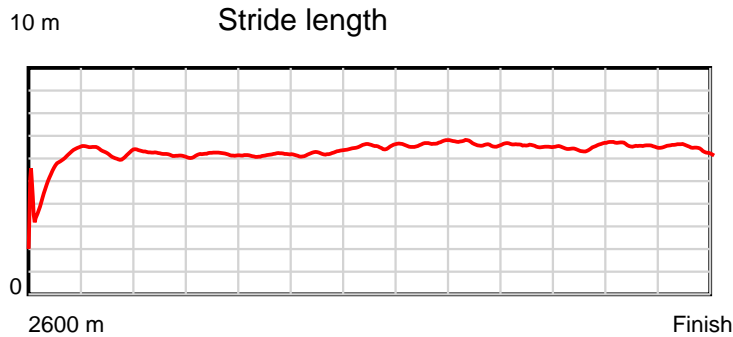
Disclaimer.

HRNZ and NZMTC and Thoroughbred Ratings Pty Ltd accepts no responsibility for the completeness or accuracy of any of the information contained herein, and makes no representations about its suitability for any particular purpose. Users should make their own judgements about those matters and/or seek independent advice. You assume all risks associated with use of the data provided on this page.

Race Results

March 23, 2022, Race 3, STYLE MAGAZINE (JUNIOR DRIVERS) PACE, Distance 2600m, Addington - Survey 3200m

Result	TAB no.	Horse (Barrier)	2200m to	2000m to	1800m to	1600m to	1400m to	1200m to	1000m to	800m to	600m to	400m to	200m to	Total or	Margin
5th	2	Taxman (2)	2000m	1800m	1600m	1400m	1200m	1000m	800m	600m	400m	200m	WP	Average	
		Position in running (margin)	4(5.6)	4(6.2)	4(6.0)	4(6.7)	5(6.0)	6(5.3)	6(4.7)	6(4.2)	6(4.1)	6(3.2)	6(4.9)		11.20
		Sectional time (s)	15.69	15.43	16.04	15.39	14.60	14.40	14.46	14.69	14.76	14.23	15.40		
		Cumulative time (s)	165.09	149.40	133.97	117.93	102.54	87.94	73.54	59.08	44.39	29.63	15.40	3:17.41	
		Speed (m/s)	12.75	12.96	12.47	13.00	13.70	13.89	13.83	13.61	13.55	14.05	12.99	13.17	
		Stride length (m)	6.18	6.21	6.12	6.28	6.54	6.56	6.54	6.57	6.35	6.44	6.42	6.27	
		Stride duration (s)	0.485	0.479	0.491	0.484	0.477	0.473	0.473	0.483	0.469	0.458	0.494	0.476	
		Stride efficiency (%)	59.77	60.19	58.54	61.72	66.80	67.32	66.79	67.53	63.02	64.86	64.31	61.34	
		Stride count	32.34	32.22	32.68	31.82	30.59	30.47	30.59	30.42	31.49	31.04	31.18	414.97	



Note: Horizontal distance axis grid lines are 200m furlongs.

Disclaimer.

HRNZ and NZMTC and Thoroughbred Ratings Pty Ltd accepts no responsibility for the completeness or accuracy of any of the information contained herein, and makes no representations about its suitability for any particular purpose. Users should make their own judgements about those matters and/or seek independent advice. You assume all risks associated with use of the data provided on this page.



Race Results



March 23, 2022, Race 3, STYLE MAGAZINE (JUNIOR DRIVERS) PACE, Distance 2600m, Addington - Survey 3200m

Result	TAB no.	Horse (Barrier)	2600 to	2400m to
6th	5	Sheeza Purla (5)	2400m	2200m
		Position in running (margin)	-	1(0.0)
		Sectional time (s)	15.80	15.35
		Cumulative time (s)	198.39	182.59
		Speed (m/s)	12.66	13.03
		Stride length (m)	5.25	5.96
		Stride duration (s)	0.412	0.457
		Stride efficiency (%)	43.11	55.49
		Stride count	38.08	33.56

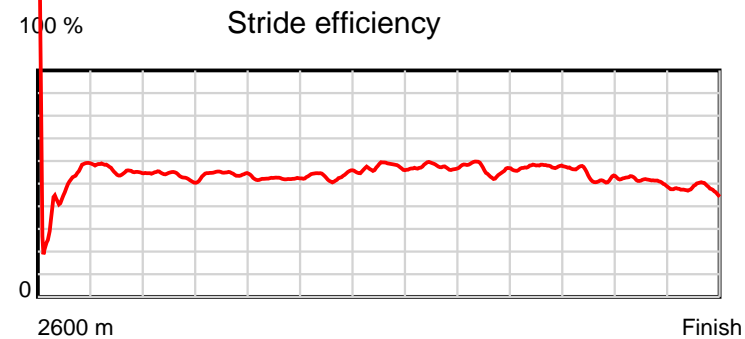
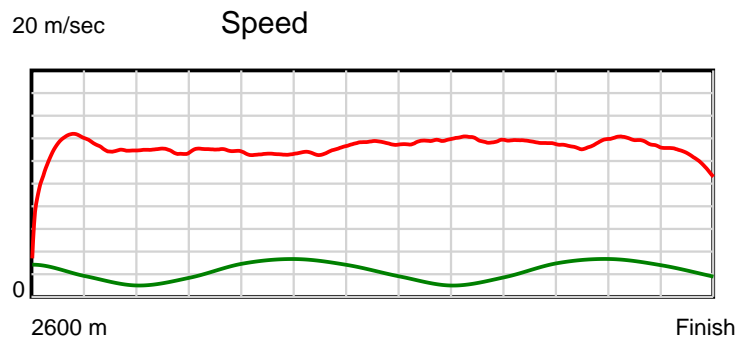
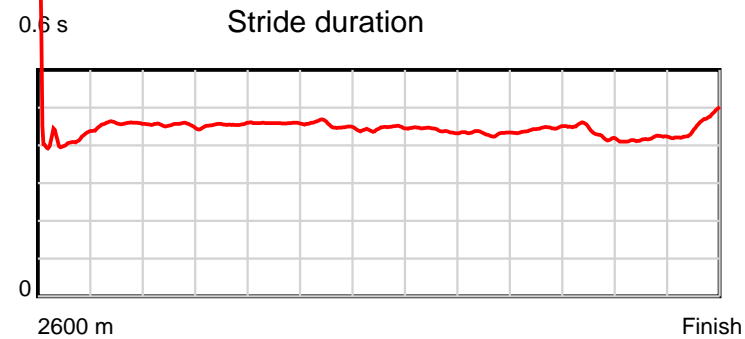
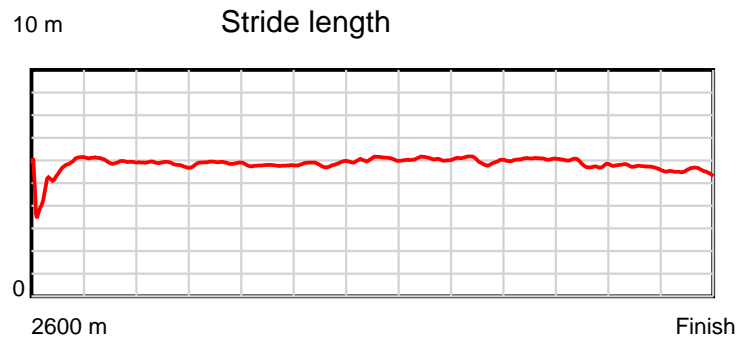
Disclaimer.

HRNZ and NZMTC and Thoroughbred Ratings Pty Ltd accepts no responsibility for the completeness or accuracy of any of the information contained herein, and makes no representations about its suitability for any particular purpose. Users should make their own judgements about those matters and/or seek independent advice. You assume all risks associated with use of the data provided on this page.

Race Results

March 23, 2022, Race 3, STYLE MAGAZINE (JUNIOR DRIVERS) PACE, Distance 2600m, Addington - Survey 3200m

Result	TAB no.	Horse (Barrier)	2200m to	2000m to	1800m to	1600m to	1400m to	1200m to	1000m to	800m to	600m to	400m to	200m to	Total or	Margin
6th	5	Sheeza Purla (5)	2000m	1800m	1600m	1400m	1200m	1000m	800m	600m	400m	200m	WP	Average	
		Position in running (margin)	1(0.0)	1(0.0)	1(0.0)	1(0.0)	1(0.0)	1(0.0)	1(0.0)	1(0.0)	1(0.0)	1(0.0)	3(3.8)		16.60
		Sectional time (s)	15.59	15.46	15.94	15.50	14.72	14.51	14.54	14.70	14.92	14.57	16.79		
		Cumulative time (s)	167.24	151.65	136.19	120.25	104.75	90.03	75.52	60.98	46.28	31.36	16.79	3:18.39	
		Speed (m/s)	12.83	12.94	12.55	12.90	13.59	13.78	13.76	13.61	13.40	13.73	11.91	13.11	
		Stride length (m)	5.82	5.88	5.75	5.86	6.04	6.07	5.95	6.03	5.83	5.73	5.44	5.81	
		Stride duration (s)	0.454	0.455	0.458	0.454	0.445	0.441	0.432	0.443	0.435	0.417	0.457	0.443	
		Stride efficiency (%)	52.96	54.07	51.72	53.70	57.06	57.65	55.30	56.73	53.08	51.26	46.32	52.71	
		Stride count	34.35	34.00	34.76	34.12	33.10	32.93	33.62	33.19	34.32	34.92	36.74	447.69	



Note: Horizontal distance axis grid lines are 200m furlongs.

Disclaimer.

HRNZ and NZMTC and Thoroughbred Ratings Pty Ltd accepts no responsibility for the completeness or accuracy of any of the information contained herein, and makes no representations about its suitability for any particular purpose. Users should make their own judgements about those matters and/or seek independent advice. You assume all risks associated with use of the data provided on this page.



Race Results



March 23, 2022, Race 4, THE EDGE TROT, Distance 2600m, Addington - Survey 3200m

Result	TAB no.	Horse (Barrier)	2600 to	2400m to
1st	11	Westar Milly (12)	2400m	2200m
		Position in running (margin)	-	1(0.0)
		Sectional time (s)	17.03	16.17
		Cumulative time (s)	202.08	185.05
		Speed (m/s)	11.74	12.37
		Stride length (m)	5.83	5.83
		Stride duration (s)	0.497	0.471
		Stride efficiency (%)	53.18	53.08
		Stride count	34.28	34.32

Disclaimer.

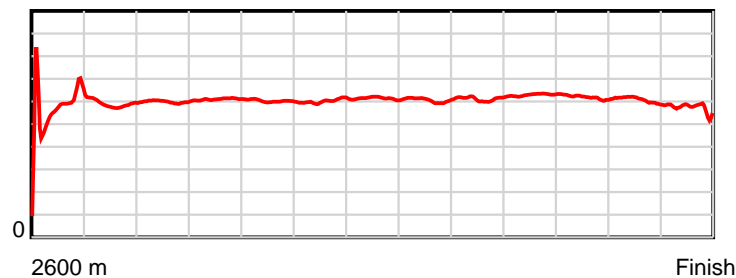
HRNZ and NZMTC and Thoroughbred Ratings Pty Ltd accepts no responsibility for the completeness or accuracy of any of the information contained herein, and makes no representations about its suitability for any particular purpose. Users should make their own judgements about those matters and/or seek independent advice. You assume all risks associated with use of the data provided on this page.

Race Results

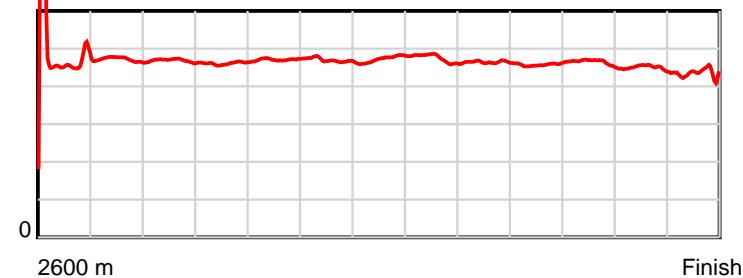
March 23, 2022, Race 4, THE EDGE TROT, Distance 2600m, Addington - Survey 3200m

Result	TAB no.	Horse (Barrier)	2200m to	2000m to	1800m to	1600m to	1400m to	1200m to	1000m to	800m to	600m to	400m to	200m to	Total or	Margin
1st	11	Westar Milly (12)	2000m	1800m	1600m	1400m	1200m	1000m	800m	600m	400m	200m	WP	Average	
		Position in running (margin)	1(0.0)	1(0.0)	1(0.0)	1(0.0)	1(0.0)	1(0.0)	1(0.0)	1(0.0)	1(0.0)	1(0.0)	1(0.0)		0.00
		Sectional time (s)	15.78	15.20	15.78	15.70	15.54	15.77	15.25	14.62	15.04	14.91	15.29		
		Cumulative time (s)	168.88	153.10	137.90	122.12	106.42	90.88	75.11	59.86	45.24	30.20	15.29	3:22.08	
		Speed (m/s)	12.67	13.16	12.67	12.74	12.87	12.68	13.11	13.68	13.30	13.41	13.08	12.87	
		Stride length (m)	5.94	6.07	5.97	5.98	6.08	6.02	6.09	6.26	6.17	6.01	5.70	5.99	
		Stride duration (s)	0.469	0.461	0.471	0.469	0.473	0.474	0.464	0.458	0.464	0.448	0.436	0.466	
		Stride efficiency (%)	55.12	57.51	55.69	55.83	57.82	56.56	57.94	61.31	59.39	56.51	50.83	56.11	
		Stride count	33.68	32.97	33.50	33.46	32.88	33.24	32.85	31.93	32.44	33.26	35.07	433.88	

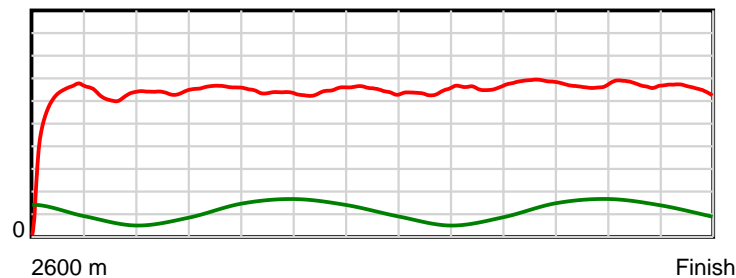
10 m Stride length



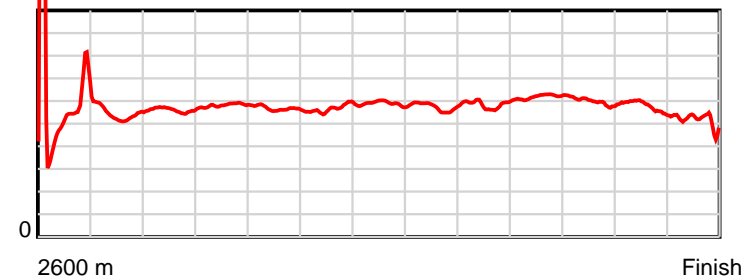
0.5 s Stride duration



20 m/sec Speed



100 % Stride efficiency



Note: Horizontal distance axis grid lines are 200m furlongs.

Disclaimer.

HRNZ and NZMTC and Thoroughbred Ratings Pty Ltd accepts no responsibility for the completeness or accuracy of any of the information contained herein, and makes no representations about its suitability for any particular purpose. Users should make their own judgements about those matters and/or seek independent advice. You assume all risks associated with use of the data provided on this page.



Race Results



March 23, 2022, Race 4, THE EDGE TROT, Distance 2600m, Addington - Survey 3200m

Result	TAB no.	Horse (Barrier)	2600 to	2400m to
2nd	2	Far More Zealo... (3)	2400m	2200m
		Position in running (margin)	-	2(3.1)
		Sectional time (s)	17.55	16.08
		Cumulative time (s)	202.77	185.22
		Speed (m/s)	11.39	12.44
		Stride length (m)	5.44	5.79
		Stride duration (s)	0.448	0.465
		Stride efficiency (%)	46.27	52.31
		Stride count	36.76	34.57

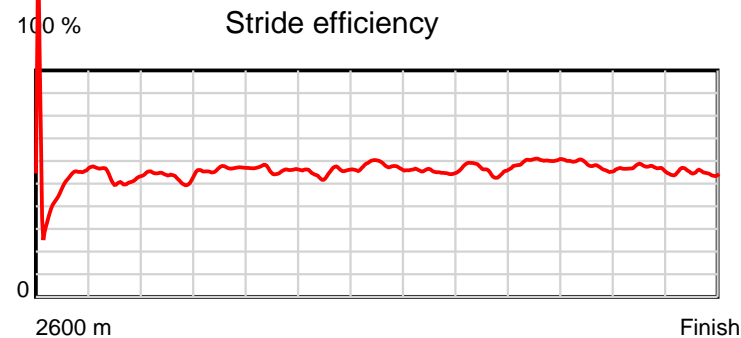
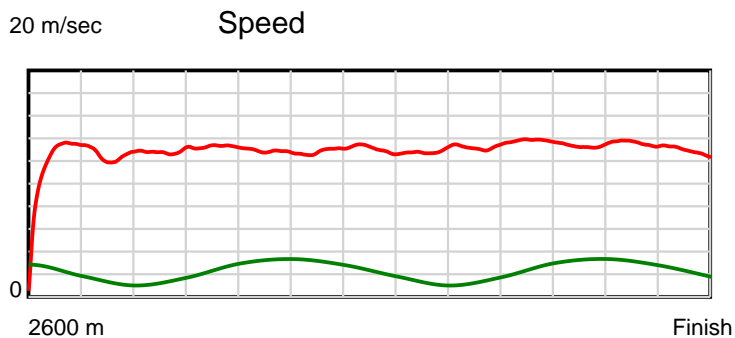
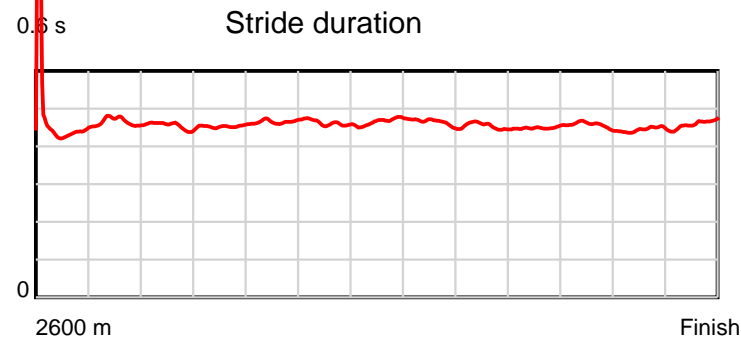
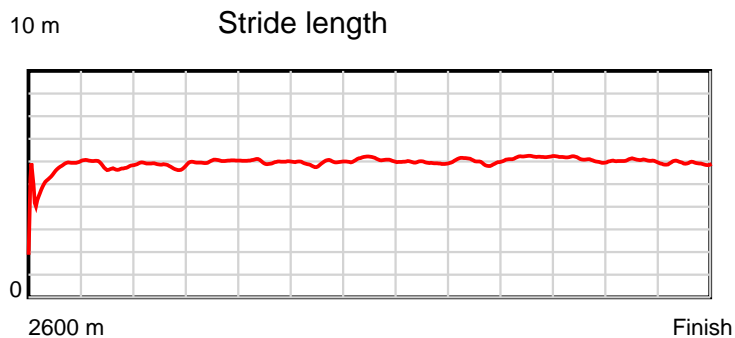
Disclaimer.

HRNZ and NZMTC and Thoroughbred Ratings Pty Ltd accepts no responsibility for the completeness or accuracy of any of the information contained herein, and makes no representations about its suitability for any particular purpose. Users should make their own judgements about those matters and/or seek independent advice. You assume all risks associated with use of the data provided on this page.

Race Results

March 23, 2022, Race 4, THE EDGE TROT, Distance 2600m, Addington - Survey 3200m

Result	TAB no.	Horse (Barrier)	2200m to	2000m to	1800m to	1600m to	1400m to	1200m to	1000m to	800m to	600m to	400m to	200m to	Total or	Margin
2nd	2	Far More Zealo... (3)	2000m	1800m	1600m	1400m	1200m	1000m	800m	600m	400m	200m	WP	Average	
		Position in running (margin)	2(2.5)	2(2.9)	2(2.4)	2(2.4)	2(2.7)	2(2.1)	2(1.9)	2(2.2)	2(2.1)	2(2.8)	2(2.6)		3.80
		Sectional time (s)	15.83	15.13	15.77	15.75	15.44	15.74	15.30	14.60	15.15	14.88	15.55		
		Cumulative time (s)	169.14	153.31	138.18	122.41	106.66	91.22	75.48	60.18	45.58	30.43	15.55	3:22.77	
		Speed (m/s)	12.63	13.22	12.68	12.70	12.95	12.71	13.07	13.70	13.20	13.44	12.86	12.82	
		Stride length (m)	5.74	5.99	5.90	5.87	6.04	5.89	5.93	6.16	6.02	5.98	5.92	5.89	
		Stride duration (s)	0.455	0.453	0.465	0.462	0.466	0.463	0.454	0.449	0.456	0.445	0.461	0.460	
		Stride efficiency (%)	51.57	56.13	54.37	53.85	56.94	54.19	54.99	59.22	56.70	55.81	54.80	54.26	
		Stride count	34.82	33.37	33.91	34.07	33.13	33.96	33.72	32.49	33.20	33.47	33.77	441.24	



Note: Horizontal distance axis grid lines are 200m furlongs.

Disclaimer.

HRNZ and NZMTC and Thoroughbred Ratings Pty Ltd accepts no responsibility for the completeness or accuracy of any of the information contained herein, and makes no representations about its suitability for any particular purpose. Users should make their own judgements about those matters and/or seek independent advice. You assume all risks associated with use of the data provided on this page.



Race Results



March 23, 2022, Race 4, THE EDGE TROT, Distance 2600m, Addington - Survey 3200m

Result	TAB no.	Horse (Barrier)	2600 to	2400m to
3rd	7	Bennie And The... (8)	2400m	2200m
		Position in running (margin)	-	8(12.7)
		Sectional time (s)	19.31	15.99
		Cumulative time (s)	202.90	183.59
		Speed (m/s)	10.36	12.51
		Stride length (m)	5.26	5.89
		Stride duration (s)	0.478	0.471
		Stride efficiency (%)	43.32	54.26
		Stride count	37.99	33.94

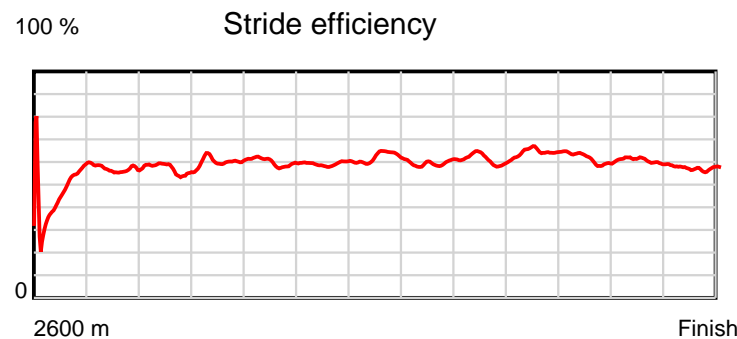
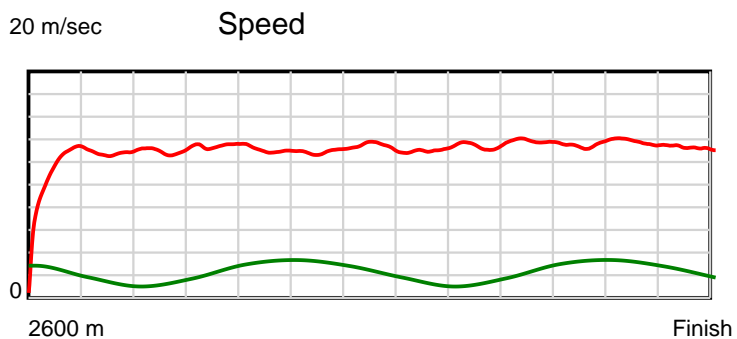
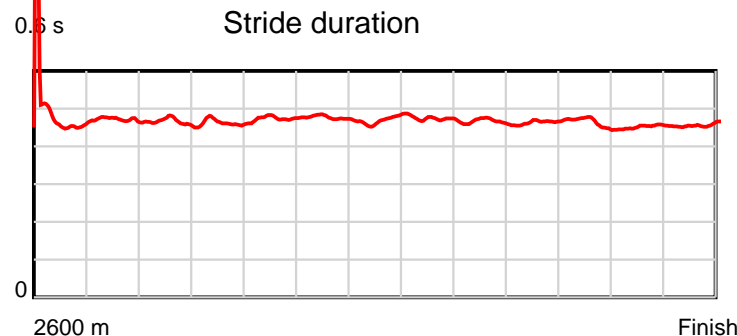
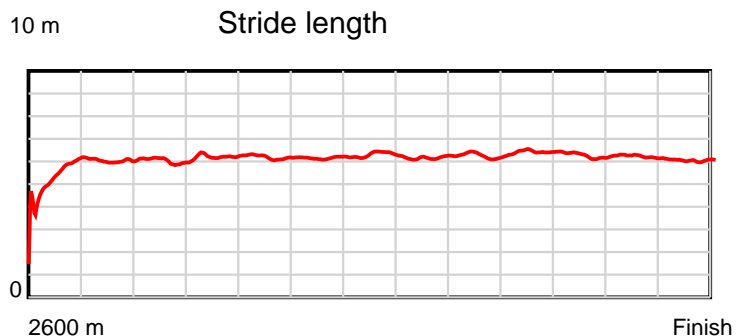
Disclaimer.

HRNZ and NZMTC and Thoroughbred Ratings Pty Ltd accepts no responsibility for the completeness or accuracy of any of the information contained herein, and makes no representations about its suitability for any particular purpose. Users should make their own judgements about those matters and/or seek independent advice. You assume all risks associated with use of the data provided on this page.

Race Results

March 23, 2022, Race 4, THE EDGE TROT, Distance 2600m, Addington - Survey 3200m

Result	TAB no.	Horse (Barrier)	2200m to	2000m to	1800m to	1600m to	1400m to	1200m to	1000m to	800m to	600m to	400m to	200m to	Total or	Margin
3rd	7	Bennie And The... (8)	2000m	1800m	1600m	1400m	1200m	1000m	800m	600m	400m	200m	WP	Average	
		Position in running (margin)	6(11.6)	6(10.2)	6(9.1)	6(8.0)	6(8.9)	5(5.5)	5(5.4)	4(4.6)	5(4.2)	3(4.9)	3(6.0)		4.60
		Sectional time (s)	15.54	15.02	15.59	15.86	14.97	15.75	15.12	14.56	15.15	15.08	14.96		
		Cumulative time (s)	167.60	152.06	137.04	121.45	105.59	90.62	74.87	59.75	45.19	30.04	14.96	3:22.90	
		Speed (m/s)	12.87	13.32	12.83	12.61	13.36	12.70	13.23	13.74	13.20	13.26	13.37	12.81	
		Stride length (m)	5.99	6.16	6.08	6.01	6.29	6.01	6.16	6.38	6.09	5.99	6.11	6.02	
		Stride duration (s)	0.465	0.463	0.474	0.476	0.470	0.473	0.466	0.464	0.461	0.452	0.457	0.470	
		Stride efficiency (%)	56.07	59.35	57.75	56.38	61.73	56.36	59.25	63.63	57.98	56.14	58.28	56.64	
		Stride count	33.39	32.45	32.90	33.30	31.82	33.30	32.48	31.34	32.84	33.37	32.75	431.87	



Note: Horizontal distance axis grid lines are 200m furlongs.

Disclaimer.

HRNZ and NZMTC and Thoroughbred Ratings Pty Ltd accepts no responsibility for the completeness or accuracy of any of the information contained herein, and makes no representations about its suitability for any particular purpose. Users should make their own judgements about those matters and/or seek independent advice. You assume all risks associated with use of the data provided on this page.



Race Results



March 23, 2022, Race 4, THE EDGE TROT, Distance 2600m, Addington - Survey 3200m

Result	TAB no.	Horse (Barrier)	2600 to	2400m to
4th	17	Lookslkeatrix... (0)	2400m	2200m
		Position in running (margin)	-	6(10.8)
		Sectional time (s)	18.89	17.22
		Cumulative time (s)	203.10	184.21
		Speed (m/s)	10.59	11.61
		Stride length (m)	5.59	5.60
		Stride duration (s)	0.467	0.482
		Stride efficiency (%)	48.81	48.95
		Stride count	35.79	35.74

Disclaimer.

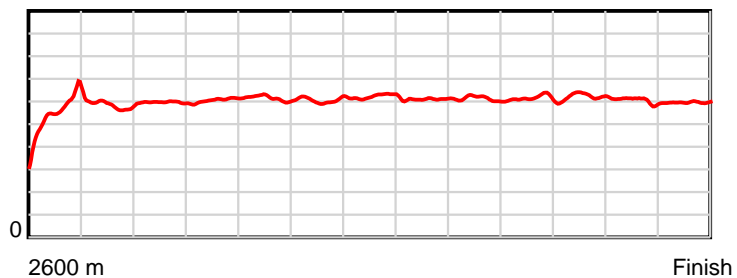
HRNZ and NZMTC and Thoroughbred Ratings Pty Ltd accepts no responsibility for the completeness or accuracy of any of the information contained herein, and makes no representations about its suitability for any particular purpose. Users should make their own judgements about those matters and/or seek independent advice. You assume all risks associated with use of the data provided on this page.

Race Results

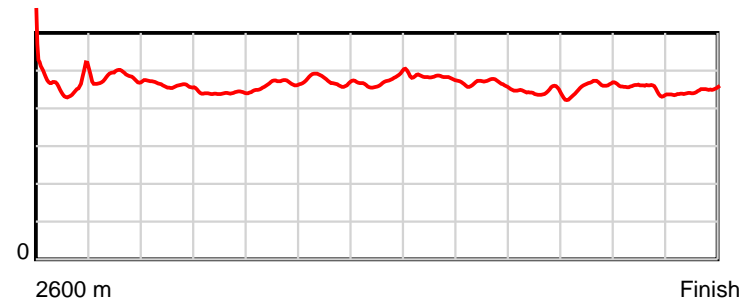
March 23, 2022, Race 4, THE EDGE TROT, Distance 2600m, Addington - Survey 3200m

Result	TAB no.	Horse (Barrier)	2200m to	2000m to	1800m to	1600m to	1400m to	1200m to	1000m to	800m to	600m to	400m to	200m to	Total or	Margin
4th	17	Looklikeatrix... (0)	2000m	1800m	1600m	1400m	1200m	1000m	800m	600m	400m	200m	WP	Average	
		Position in running (margin)	9(17.1)	9(16.3)	8(12.2)	7(9.4)	7(9.3)	7(7.7)	8(8.2)	9(9.0)	9(8.3)	6(7.6)	5(8.2)		5.70
		Sectional time (s)	15.65	14.52	15.31	15.68	15.28	15.86	15.38	14.50	14.91	15.01	14.89		
		Cumulative time (s)	166.99	151.34	136.82	121.51	105.83	90.55	74.69	59.31	44.81	29.90	14.89	3:23.10	
		Speed (m/s)	12.78	13.77	13.06	12.76	13.09	12.61	13.00	13.79	13.41	13.32	13.43	12.80	
		Stride length (m)	5.89	6.06	6.06	6.05	6.21	6.07	6.05	6.10	6.15	6.02	6.00	5.98	
		Stride duration (s)	0.460	0.440	0.464	0.474	0.474	0.482	0.465	0.442	0.459	0.452	0.447	0.467	
		Stride efficiency (%)	54.13	57.45	57.46	57.17	60.28	57.65	57.20	58.16	59.19	56.56	56.32	55.94	
		Stride count	33.98	32.99	32.98	33.07	32.20	32.93	33.06	32.78	32.50	33.24	33.31	434.57	

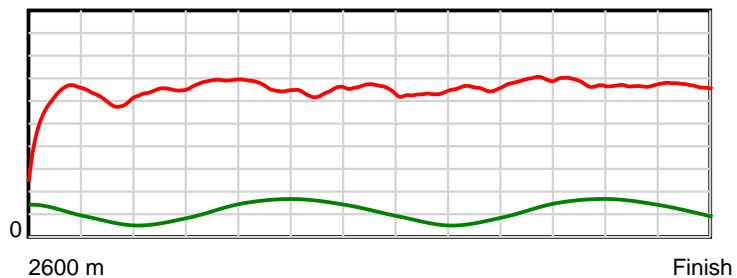
10 m Stride length



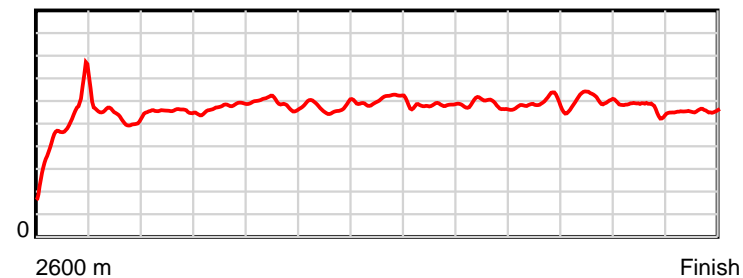
0.6 s Stride duration



20 m/sec Speed



100 % Stride efficiency



Note: Horizontal distance axis grid lines are 200m furlongs.

Disclaimer.

HRNZ and NZMTC and Thoroughbred Ratings Pty Ltd accepts no responsibility for the completeness or accuracy of any of the information contained herein, and makes no representations about its suitability for any particular purpose. Users should make their own judgements about those matters and/or seek independent advice. You assume all risks associated with use of the data provided on this page.



Race Results



March 23, 2022, Race 4, THE EDGE TROT, Distance 2600m, Addington - Survey 3200m

Result	TAB no.	Horse (Barrier)	2600 to	2400m to
5th	9	The Royal Gamb... (10)	2400m	2200m
		Position in running (margin)	-	3(4.0)
		Sectional time (s)	17.68	16.36
		Cumulative time (s)	204.15	186.47
		Speed (m/s)	11.31	12.22
		Stride length (m)	5.41	5.79
		Stride duration (s)	0.459	0.474
		Stride efficiency (%)	45.66	52.36
		Stride count	37.00	34.55

Disclaimer.

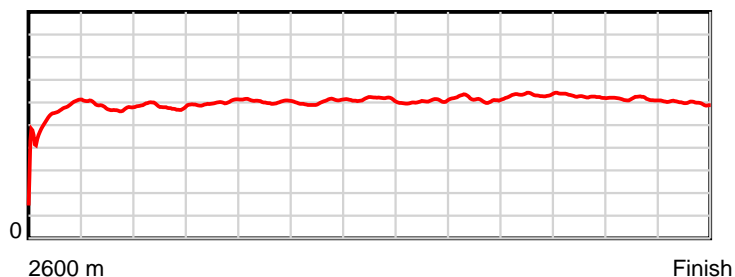
HRNZ and NZMTC and Thoroughbred Ratings Pty Ltd accepts no responsibility for the completeness or accuracy of any of the information contained herein, and makes no representations about its suitability for any particular purpose. Users should make their own judgements about those matters and/or seek independent advice. You assume all risks associated with use of the data provided on this page.

Race Results

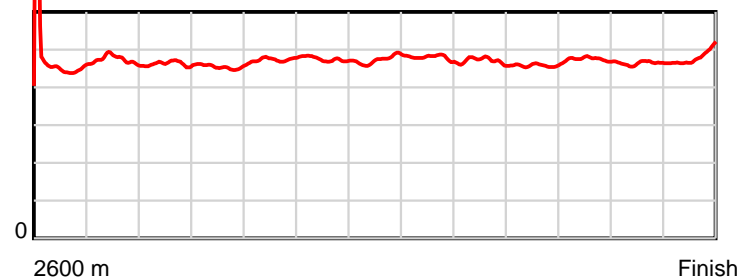
March 23, 2022, Race 4, THE EDGE TROT, Distance 2600m, Addington - Survey 3200m

Result	TAB no.	Horse (Barrier)	2200m to	2000m to	1800m to	1600m to	1400m to	1200m to	1000m to	800m to	600m to	400m to	200m to	Total or	Margin
5th	9	The Royal Gamb... (10)	2000m	1800m	1600m	1400m	1200m	1000m	800m	600m	400m	200m	WP	Average	
		Position in running (margin)	3(5.1)	3(5.4)	3(5.2)	3(4.8)	3(5.2)	4(4.0)	4(4.1)	5(4.8)	4(4.2)	5(5.7)	4(6.8)		11.50
		Sectional time (s)	15.83	15.16	15.71	15.78	15.34	15.79	15.36	14.53	15.28	15.10	16.23		
		Cumulative time (s)	170.11	154.28	139.12	123.41	107.63	92.29	76.50	61.14	46.61	31.33	16.23	3:24.15	
		Speed (m/s)	12.63	13.19	12.73	12.67	13.04	12.67	13.02	13.76	13.09	13.25	12.32	12.74	
		Stride length (m)	5.84	6.00	6.03	6.02	6.18	6.06	6.12	6.31	6.21	6.14	5.95	6.00	
		Stride duration (s)	0.462	0.455	0.474	0.475	0.474	0.479	0.470	0.458	0.475	0.464	0.483	0.471	
		Stride efficiency (%)	53.27	56.19	56.84	56.60	59.62	57.42	58.59	62.19	60.29	58.88	55.26	56.17	
		Stride count	34.25	33.35	33.16	33.23	32.38	32.99	32.66	31.70	32.20	32.58	33.63	433.68	

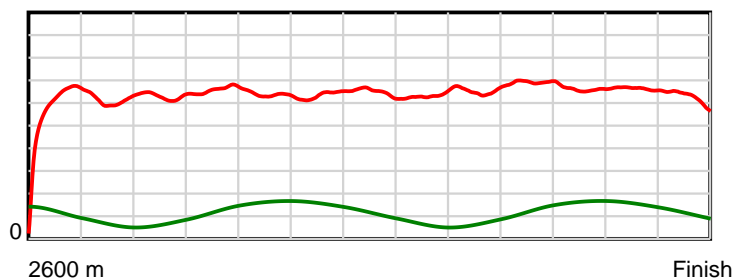
10 m Stride length



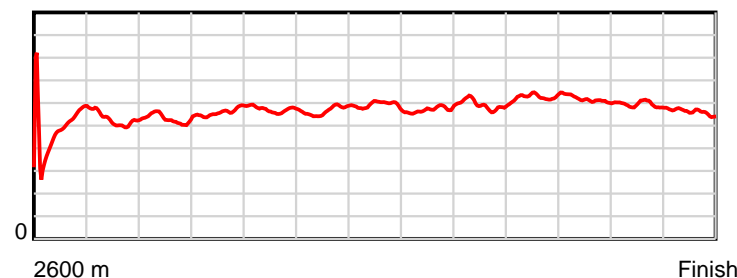
0.5 s Stride duration



20 m/sec Speed



100 % Stride efficiency



Note: Horizontal distance axis grid lines are 200m furlongs.

Disclaimer.

HRNZ and NZMTC and Thoroughbred Ratings Pty Ltd accepts no responsibility for the completeness or accuracy of any of the information contained herein, and makes no representations about its suitability for any particular purpose. Users should make their own judgements about those matters and/or seek independent advice. You assume all risks associated with use of the data provided on this page.



Race Results



March 23, 2022, Race 4, THE EDGE TROT, Distance 2600m, Addington - Survey 3200m

Result	TAB no.	Horse (Barrier)	2600 to	2400m to
6th	12	Lil Miss Muscl... (13)	2400m	2200m
		Position in running (margin)	-	9(13.2)
		Sectional time (s)	19.16	15.30
		Cumulative time (s)	204.54	185.38
		Speed (m/s)	10.44	13.07
		Stride length (m)	5.83	6.39
		Stride duration (s)	0.481	0.489
		Stride efficiency (%)	53.12	63.83
		Stride count	34.30	31.29

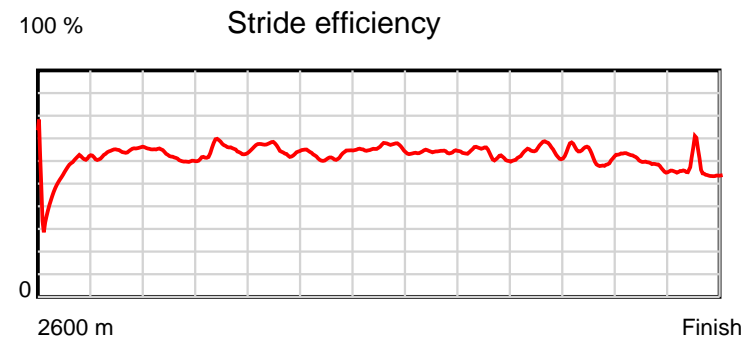
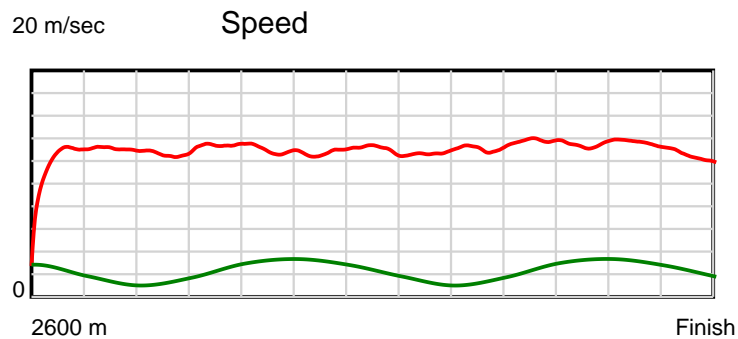
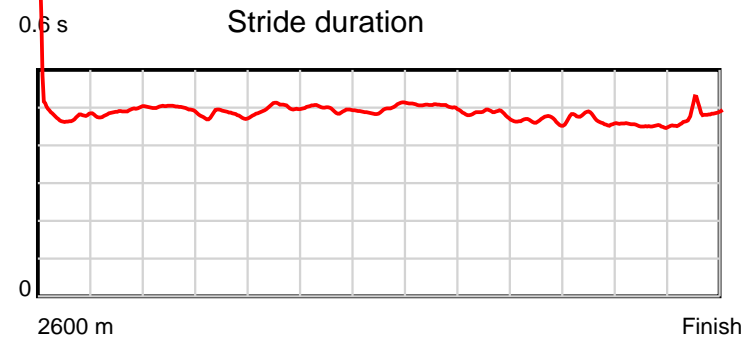
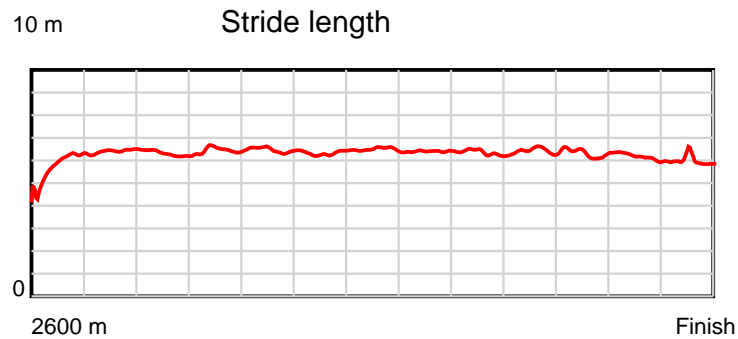
Disclaimer.

HRNZ and NZMTC and Thoroughbred Ratings Pty Ltd accepts no responsibility for the completeness or accuracy of any of the information contained herein, and makes no representations about its suitability for any particular purpose. Users should make their own judgements about those matters and/or seek independent advice. You assume all risks associated with use of the data provided on this page.

Race Results

March 23, 2022, Race 4, THE EDGE TROT, Distance 2600m, Addington - Survey 3200m

Result	TAB no.	Horse (Barrier)	2200m to	2000m to	1800m to	1600m to	1400m to	1200m to	1000m to	800m to	600m to	400m to	200m to	Total or	Margin
6th	12	Lil Miss Muscl... (13)	2000m	1800m	1600m	1400m	1200m	1000m	800m	600m	400m	200m	WP	Average	
		Position in running (margin)	5(8.0)	5(9.4)	5(8.0)	5(6.9)	5(7.5)	6(6.5)	7(6.6)	6(6.8)	6(6.2)	7(7.6)	6(9.7)		13.70
		Sectional time (s)	16.01	14.97	15.58	15.82	15.37	15.78	15.28	14.51	15.28	15.25	16.23		
		Cumulative time (s)	170.08	154.07	139.10	123.52	107.70	92.33	76.55	61.27	46.76	31.48	16.23	3:24.54	
		Speed (m/s)	12.49	13.36	12.84	12.64	13.01	12.67	13.09	13.78	13.09	13.11	12.32	12.71	
		Stride length (m)	6.24	6.43	6.40	6.28	6.47	6.40	6.33	6.41	6.15	5.93	5.93	6.24	
		Stride duration (s)	0.499	0.481	0.498	0.497	0.497	0.505	0.484	0.465	0.470	0.452	0.481	0.491	
		Stride efficiency (%)	60.81	64.53	63.94	61.63	65.36	63.99	62.67	64.15	59.10	54.95	54.92	60.79	
		Stride count	32.06	31.12	31.27	31.85	30.93	31.26	31.58	31.22	32.52	33.73	33.74	416.87	



Note: Horizontal distance axis grid lines are 200m furlongs.

Disclaimer.

HRNZ and NZMTC and Thoroughbred Ratings Pty Ltd accepts no responsibility for the completeness or accuracy of any of the information contained herein, and makes no representations about its suitability for any particular purpose. Users should make their own judgements about those matters and/or seek independent advice. You assume all risks associated with use of the data provided on this page.



Race Results



March 23, 2022, Race 4, THE EDGE TROT, Distance 2600m, Addington - Survey 3200m

Result	TAB no.	Horse (Barrier)	2600 to	2400m to
7th	14	Racey Krusa (15)	2400m	2200m
		Position in running (margin)	-	10(15.3)
		Sectional time (s)	19.51	15.78
		Cumulative time (s)	205.04	185.53
		Speed (m/s)	10.25	12.67
		Stride length (m)	5.33	5.75
		Stride duration (s)	0.463	0.453
		Stride efficiency (%)	44.32	51.60
		Stride count	37.55	34.80

Disclaimer.

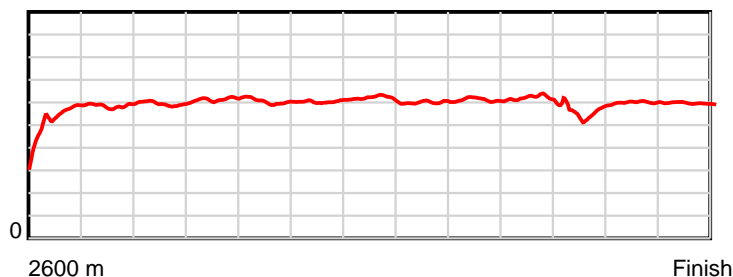
HRNZ and NZMTC and Thoroughbred Ratings Pty Ltd accepts no responsibility for the completeness or accuracy of any of the information contained herein, and makes no representations about its suitability for any particular purpose. Users should make their own judgements about those matters and/or seek independent advice. You assume all risks associated with use of the data provided on this page.

Race Results

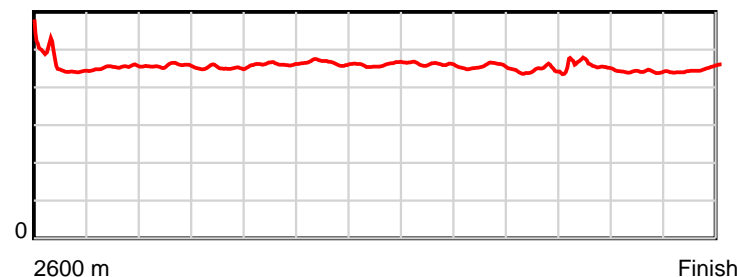
March 23, 2022, Race 4, THE EDGE TROT, Distance 2600m, Addington - Survey 3200m

Result	TAB no.	Horse (Barrier)	2200m to	2000m to	1800m to	1600m to	1400m to	1200m to	1000m to	800m to	600m to	400m to	200m to	Total or	Margin
7th	14	Racey Krusa (15)	2000m	1800m	1600m	1400m	1200m	1000m	800m	600m	400m	200m	WP	Average	
		Position in running (margin)	7(13.0)	7(13.5)	7(11.3)	8(11.4)	8(11.2)	8(7.8)	6(6.6)	7(7.0)	7(6.5)	11(19.9)	11(18.8)		16.50
		Sectional time (s)	15.86	14.84	15.80	15.67	14.97	15.56	15.31	14.53	17.29	14.73	15.19		
		Cumulative time (s)	169.75	153.89	139.05	123.25	107.58	92.61	77.05	61.74	47.21	29.92	15.19	3:25.04	
		Speed (m/s)	12.61	13.48	12.66	12.76	13.36	12.85	13.06	13.76	11.57	13.58	13.17	12.68	
		Stride length (m)	5.77	6.09	5.84	5.94	6.15	5.92	5.95	6.08	5.28	5.99	5.92	5.83	
		Stride duration (s)	0.458	0.452	0.462	0.466	0.460	0.461	0.455	0.442	0.457	0.441	0.450	0.460	
		Stride efficiency (%)	52.03	57.92	53.32	55.20	59.12	54.82	55.25	57.72	43.62	56.03	54.78	53.20	
		Stride count	34.66	32.85	34.24	33.65	32.52	33.77	33.64	32.91	37.85	33.40	33.78	445.62	

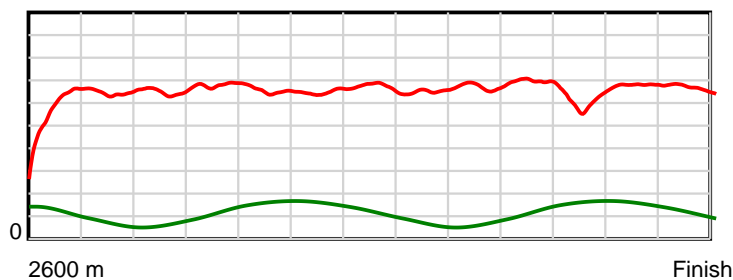
10 m Stride length



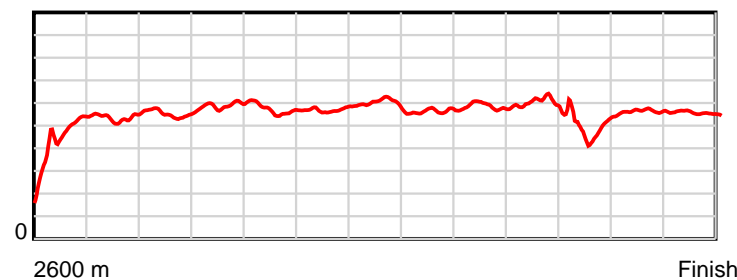
0.6 s Stride duration



20 m/sec Speed



100 % Stride efficiency



Note: Horizontal distance axis grid lines are 200m furlongs.

Disclaimer.

HRNZ and NZMTC and Thoroughbred Ratings Pty Ltd accepts no responsibility for the completeness or accuracy of any of the information contained herein, and makes no representations about its suitability for any particular purpose. Users should make their own judgements about those matters and/or seek independent advice. You assume all risks associated with use of the data provided on this page.



Race Results



March 23, 2022, Race 4, THE EDGE TROT, Distance 2600m, Addington - Survey 3200m

Result	TAB no.	Horse (Barrier)	2600 to	2400m to
8th	6	Ellatine (7)	2400m	2200m
		Position in running (margin)	-	11(23.3)
		Sectional time (s)	20.81	15.80
		Cumulative time (s)	205.63	184.82
		Speed (m/s)	9.61	12.66
		Stride length (m)	5.37	6.20
		Stride duration (s)	0.502	0.490
		Stride efficiency (%)	45.11	60.11
		Stride count	37.23	32.25

Disclaimer.

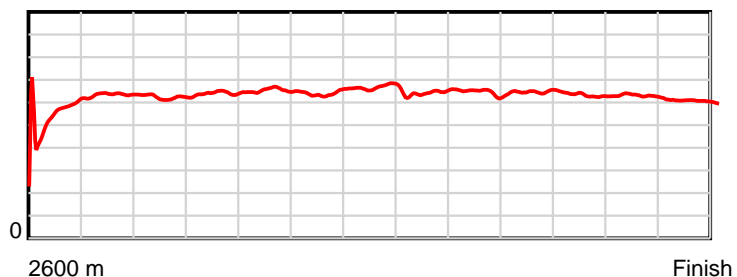
HRNZ and NZMTC and Thoroughbred Ratings Pty Ltd accepts no responsibility for the completeness or accuracy of any of the information contained herein, and makes no representations about its suitability for any particular purpose. Users should make their own judgements about those matters and/or seek independent advice. You assume all risks associated with use of the data provided on this page.

Race Results

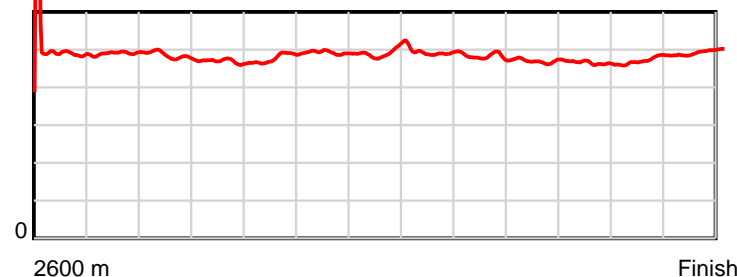
March 23, 2022, Race 4, THE EDGE TROT, Distance 2600m, Addington - Survey 3200m

Result	TAB no.	Horse (Barrier)	2200m to	2000m to	1800m to	1600m to	1400m to	1200m to	1000m to	800m to	600m to	400m to	200m to	Total or	Margin
8th	6	Ellatine (7)	2000m	1800m	1600m	1400m	1200m	1000m	800m	600m	400m	200m	WP	Average	
		Position in running (margin)	10(21.1)	10(21.6)	10(19.1)	11(15.0)	11(15.0)	11(12.1)	10(10.4)	10(10.8)	10(10.3)	10(11.8)	9(15.6)		19.80
		Sectional time (s)	15.88	14.77	15.10	15.70	15.05	15.48	15.32	14.54	15.28	15.54	16.36		
		Cumulative time (s)	169.02	153.14	138.37	123.27	107.57	92.52	77.04	61.72	47.18	31.90	16.36	3:25.63	
		Speed (m/s)	12.59	13.54	13.25	12.74	13.29	12.92	13.05	13.76	13.09	12.87	12.22	12.64	
		Stride length (m)	6.10	6.35	6.33	6.27	6.58	6.35	6.27	6.46	6.07	6.11	6.04	6.18	
		Stride duration (s)	0.485	0.469	0.478	0.492	0.495	0.491	0.480	0.470	0.464	0.475	0.494	0.489	
		Stride efficiency (%)	58.22	62.98	62.65	61.40	67.63	62.95	61.45	65.22	57.61	58.37	57.04	59.67	
		Stride count	32.76	31.50	31.59	31.91	30.40	31.51	31.89	30.96	32.94	32.72	33.10	420.76	

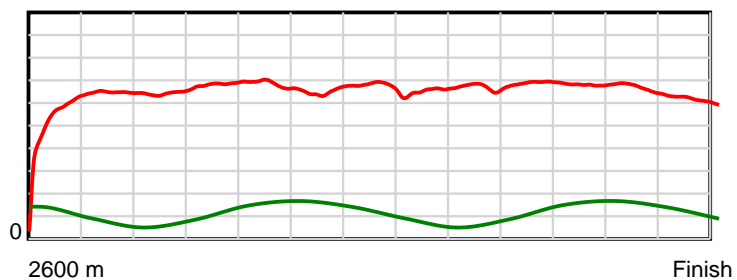
10 m Stride length



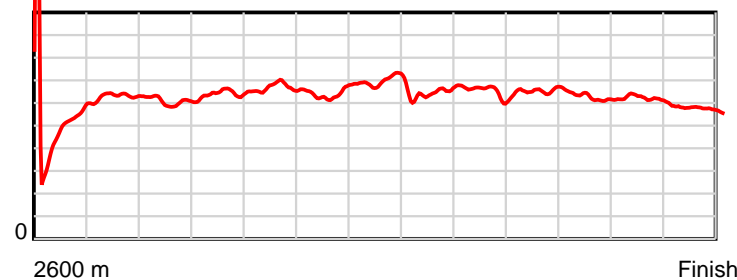
0.5 s Stride duration



20 m/sec Speed



100 % Stride efficiency



Note: Horizontal distance axis grid lines are 200m furlongs.

Disclaimer.

HRNZ and NZMTC and Thoroughbred Ratings Pty Ltd accepts no responsibility for the completeness or accuracy of any of the information contained herein, and makes no representations about its suitability for any particular purpose. Users should make their own judgements about those matters and/or seek independent advice. You assume all risks associated with use of the data provided on this page.



Race Results



March 23, 2022, Race 4, THE EDGE TROT, Distance 2600m, Addington - Survey 3200m

Result	TAB no.	Horse (Barrier)	2600 to	2400m to
9th	5	Rush (6)	2400m	2200m
		Position in running (margin)	-	5(10.1)
		Sectional time (s)	18.78	15.77
		Cumulative time (s)	205.65	186.87
		Speed (m/s)	10.65	12.68
		Stride length (m)	5.03	5.48
		Stride duration (s)	0.452	0.432
		Stride efficiency (%)	39.46	46.92
		Stride count	39.80	36.50

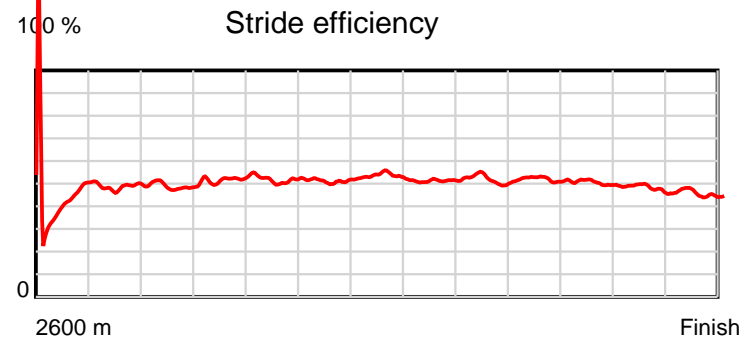
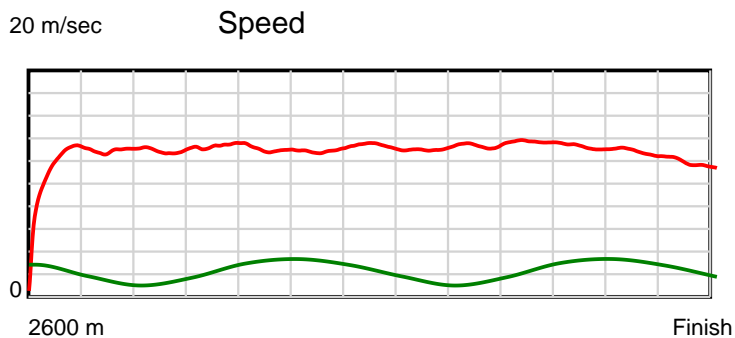
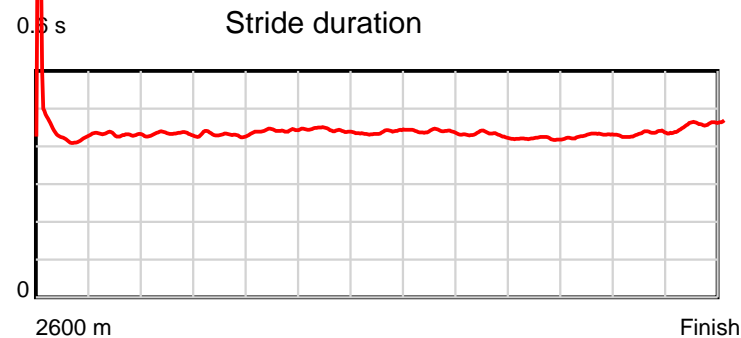
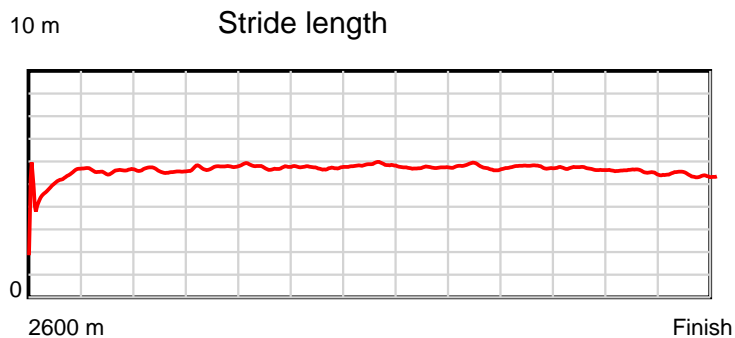
Disclaimer.

HRNZ and NZMTC and Thoroughbred Ratings Pty Ltd accepts no responsibility for the completeness or accuracy of any of the information contained herein, and makes no representations about its suitability for any particular purpose. Users should make their own judgements about those matters and/or seek independent advice. You assume all risks associated with use of the data provided on this page.

Race Results

March 23, 2022, Race 4, THE EDGE TROT, Distance 2600m, Addington - Survey 3200m

Result	TAB no.	Horse (Barrier)	2200m to	2000m to	1800m to	1600m to	1400m to	1200m to	1000m to	800m to	600m to	400m to	200m to	Total or	Margin
9th	5	Rush (6)	2000m	1800m	1600m	1400m	1200m	1000m	800m	600m	400m	200m	WP	Average	
		Position in running (margin)	4(7.7)	4(8.3)	4(7.3)	4(6.8)	4(6.7)	3(3.3)	3(2.4)	3(2.6)	3(2.7)	4(5.2)	7(10.9)		19.90
		Sectional time (s)	15.89	15.02	15.70	15.69	14.97	15.62	15.28	14.63	15.46	15.87	16.97		
		Cumulative time (s)	171.10	155.21	140.19	124.49	108.80	93.83	78.21	62.93	48.30	32.84	16.97	3:25.65	
		Speed (m/s)	12.59	13.32	12.74	12.75	13.36	12.80	13.09	13.67	12.94	12.60	11.79	12.64	
		Stride length (m)	5.45	5.74	5.64	5.65	5.85	5.63	5.63	5.76	5.55	5.48	5.41	5.55	
		Stride duration (s)	0.433	0.431	0.442	0.443	0.438	0.440	0.431	0.421	0.429	0.434	0.459	0.439	
		Stride efficiency (%)	46.39	51.51	49.63	49.86	53.49	49.46	49.60	51.76	48.16	46.85	45.74	48.18	
		Stride count	36.71	34.83	35.49	35.41	34.18	35.55	35.50	34.75	36.03	36.52	36.97	468.24	



Note: Horizontal distance axis grid lines are 200m furlongs.

Disclaimer.

HRNZ and NZMTC and Thoroughbred Ratings Pty Ltd accepts no responsibility for the completeness or accuracy of any of the information contained herein, and makes no representations about its suitability for any particular purpose. Users should make their own judgements about those matters and/or seek independent advice. You assume all risks associated with use of the data provided on this page.



Race Results



March 23, 2022, Race 4, THE EDGE TROT, Distance 2600m, Addington - Survey 3200m

Result	TAB no.	Horse (Barrier)	2600 to 2400m	2400m to 2200m
10th	13	Soaring (14)		
		Position in running (margin)	-	12(34.0)
		Sectional time (s)	22.85	15.60
		Cumulative time (s)	205.71	182.86
		Speed (m/s)	8.75	12.82
		Stride length (m)	5.14	5.94
		Stride duration (s)	0.489	0.463
		Stride efficiency (%)	41.25	55.18
		Stride count	38.93	33.66

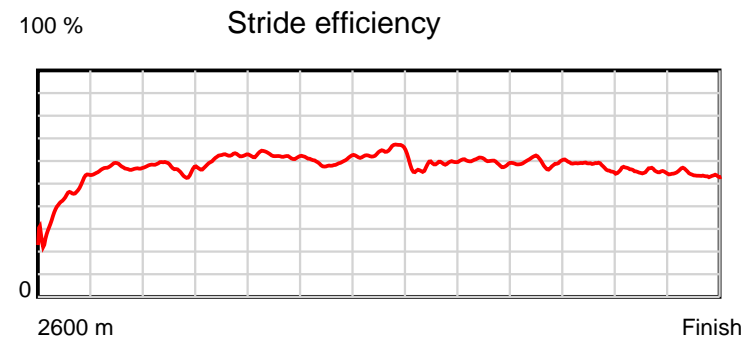
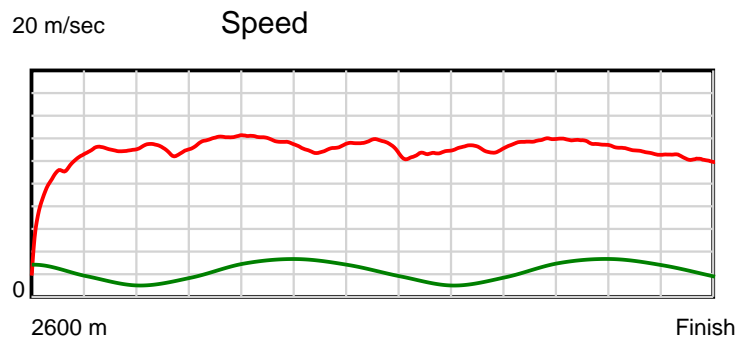
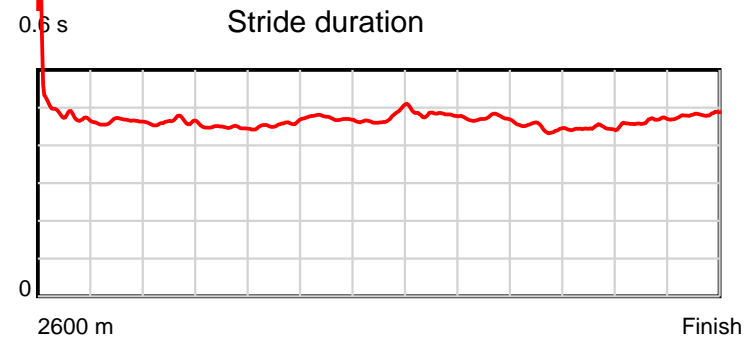
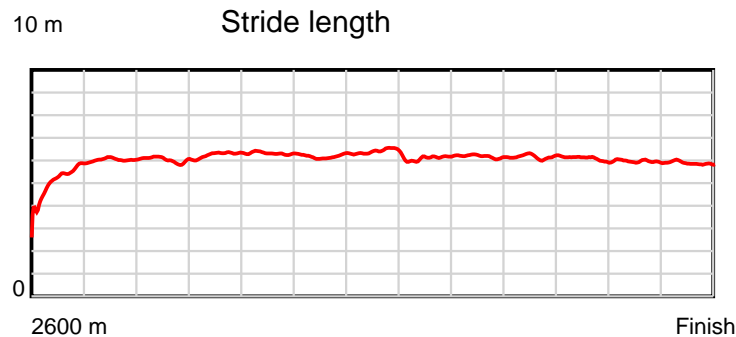
Disclaimer.

HRNZ and NZMTC and Thoroughbred Ratings Pty Ltd accepts no responsibility for the completeness or accuracy of any of the information contained herein, and makes no representations about its suitability for any particular purpose. Users should make their own judgements about those matters and/or seek independent advice. You assume all risks associated with use of the data provided on this page.

Race Results

March 23, 2022, Race 4, THE EDGE TROT, Distance 2600m, Addington - Survey 3200m

Result	TAB no.	Horse (Barrier)	2200m to	2000m to	1800m to	1600m to	1400m to	1200m to	1000m to	800m to	600m to	400m to	200m to	Total or	Margin
10th	13	Soaring (14)	2000m	1800m	1600m	1400m	1200m	1000m	800m	600m	400m	200m	WP	Average	
		Position in running (margin)	11(30.5)	11(28.3)	11(23.6)	10(15.0)	10(13.6)	10(10.4)	11(11.2)	11(11.5)	11(11.3)	8(10.7)	8(15.0)		20.20
		Sectional time (s)	15.41	14.41	14.35	15.48	15.00	15.90	15.31	14.59	14.93	15.63	16.25		
		Cumulative time (s)	167.26	151.85	137.44	123.09	107.61	92.61	76.71	61.40	46.81	31.88	16.25	3:25.71	
		Speed (m/s)	12.98	13.88	13.94	12.92	13.33	12.58	13.06	13.71	13.40	12.80	12.31	12.64	
		Stride length (m)	6.00	6.21	6.35	6.11	6.35	6.06	6.16	6.13	5.96	5.94	5.93	6.01	
		Stride duration (s)	0.463	0.448	0.456	0.473	0.476	0.482	0.472	0.447	0.445	0.464	0.482	0.475	
		Stride efficiency (%)	56.30	60.33	63.02	58.29	62.92	57.44	59.33	58.70	55.57	55.06	55.04	56.38	
		Stride count	33.32	32.19	31.49	32.75	31.52	32.99	32.46	32.63	33.54	33.69	33.70	432.87	



Note: Horizontal distance axis grid lines are 200m furlongs.

Disclaimer.

HRNZ and NZMTC and Thoroughbred Ratings Pty Ltd accepts no responsibility for the completeness or accuracy of any of the information contained herein, and makes no representations about its suitability for any particular purpose. Users should make their own judgements about those matters and/or seek independent advice. You assume all risks associated with use of the data provided on this page.



Race Results



March 23, 2022, Race 4, THE EDGE TROT, Distance 2600m, Addington - Survey 3200m

Result	TAB no.	Horse (Barrier)	2600 to	2400m to
11th	16	Raining In My ... (1)	2400m	2200m
		Position in running (margin)	-	7(11.4)
		Sectional time (s)	19.02	16.70
		Cumulative time (s)	206.03	187.01
		Speed (m/s)	10.51	11.98
		Stride length (m)	5.68	5.83
		Stride duration (s)	0.467	0.487
		Stride efficiency (%)	50.43	53.11
		Stride count	35.21	34.31

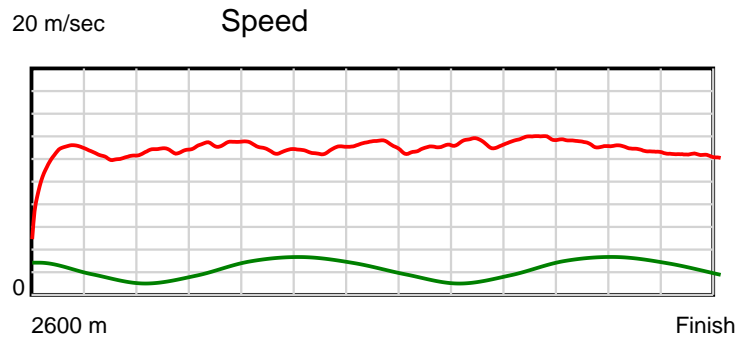
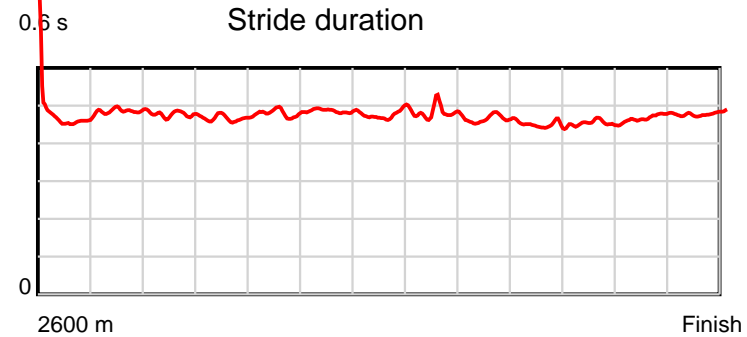
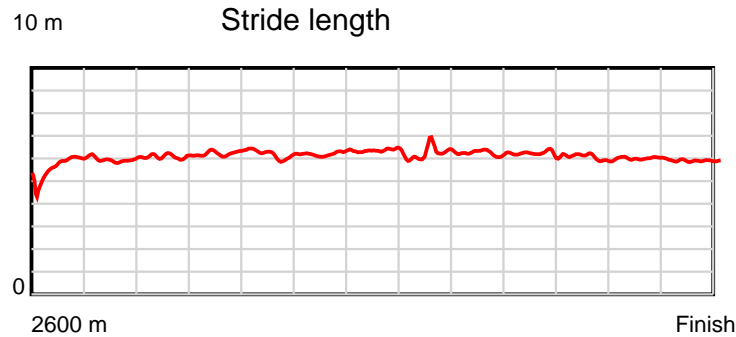
Disclaimer.

HRNZ and NZMTC and Thoroughbred Ratings Pty Ltd accepts no responsibility for the completeness or accuracy of any of the information contained herein, and makes no representations about its suitability for any particular purpose. Users should make their own judgements about those matters and/or seek independent advice. You assume all risks associated with use of the data provided on this page.

Race Results

March 23, 2022, Race 4, THE EDGE TROT, Distance 2600m, Addington - Survey 3200m

Result	TAB no.	Horse (Barrier)	2200m to	2000m to	1800m to	1600m to	1400m to	1200m to	1000m to	800m to	600m to	400m to	200m to	Total or	Margin
11th	16	Raining In My ... (1)	2000m	1800m	1600m	1400m	1200m	1000m	800m	600m	400m	200m	WP	Average	
		Position in running (margin)	8(14.6)	8(15.6)	9(13.0)	9(12.6)	9(12.9)	9(9.8)	9(8.7)	8(8.9)	8(8.3)	9(10.9)	10(17.6)		21.90
		Sectional time (s)	15.95	14.76	15.72	15.74	15.03	15.57	15.28	14.52	15.47	16.03	16.24		
		Cumulative time (s)	170.31	154.36	139.60	123.88	108.14	93.11	77.54	62.26	47.74	32.27	16.24	3:26.03	
		Speed (m/s)	12.54	13.55	12.72	12.71	13.31	12.85	13.09	13.77	12.93	12.48	12.32	12.62	
		Stride length (m)	5.97	6.31	6.11	6.17	6.35	6.13	6.08	6.17	5.86	5.87	5.90	6.03	
		Stride duration (s)	0.476	0.466	0.480	0.486	0.478	0.477	0.465	0.448	0.454	0.470	0.479	0.478	
		Stride efficiency (%)	55.75	62.21	58.34	59.55	63.05	58.72	57.80	59.56	53.73	53.84	54.37	56.78	
		Stride count	33.48	31.70	32.73	32.40	31.49	32.63	32.88	32.40	34.11	34.07	33.91	431.32	



Note: Horizontal distance axis grid lines are 200m furlongs.

Disclaimer.

HRNZ and NZMTC and Thoroughbred Ratings Pty Ltd accepts no responsibility for the completeness or accuracy of any of the information contained herein, and makes no representations about its suitability for any particular purpose. Users should make their own judgements about those matters and/or seek independent advice. You assume all risks associated with use of the data provided on this page.



Race Results



March 23, 2022, Race 4, THE EDGE TROT, Distance 2600m, Addington - Survey 3200m

Result	TAB no.	Horse (Barrier)	2600 to	2400m to
12th	15	Nazareth (2)	2400m	2200m
		Position in running (margin)	-	14(46.4)
		Sectional time (s)	25.00	15.22
		Cumulative time (s)	214.19	189.19
		Speed (m/s)	8.00	13.14
		Stride length (m)	4.24	6.16
		Stride duration (s)	0.483	0.469
		Stride efficiency (%)	28.10	59.30
		Stride count	47.17	32.47

Disclaimer.

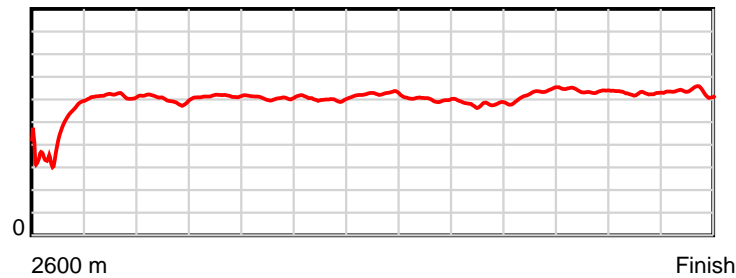
HRNZ and NZMTC and Thoroughbred Ratings Pty Ltd accepts no responsibility for the completeness or accuracy of any of the information contained herein, and makes no representations about its suitability for any particular purpose. Users should make their own judgements about those matters and/or seek independent advice. You assume all risks associated with use of the data provided on this page.

Race Results

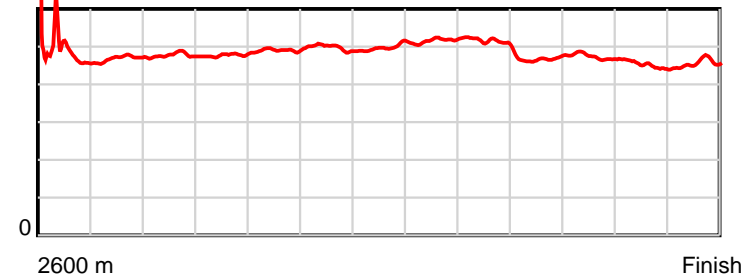
March 23, 2022, Race 4, THE EDGE TROT, Distance 2600m, Addington - Survey 3200m

Result	TAB no.	Horse (Barrier)	2200m to	2000m to	1800m to	1600m to	1400m to	1200m to	1000m to	800m to	600m to	400m to	200m to	Total or	Margin
12th	15	Nazareth (2)	2000m	1800m	1600m	1400m	1200m	1000m	800m	600m	400m	200m	WP	Average	
		Position in running (margin)	14(40.7)	14(42.1)	14(44.5)	14(47.3)	14(51.4)	14(53.5)	14(62.1)	14(78.0)	13(79.6)	13(80.1)	12(77.3)		67.30
		Sectional time (s)	16.02	15.60	16.24	16.38	15.89	17.20	17.90	14.88	15.12	14.45	14.29		
		Cumulative time (s)	173.97	157.95	142.35	126.11	109.73	93.84	76.64	58.74	43.86	28.74	14.29	3:34.19	
		Speed (m/s)	12.48	12.82	12.32	12.21	12.59	11.63	11.17	13.44	13.23	13.84	14.00	12.14	
		Stride length (m)	5.95	6.12	6.04	6.07	6.27	5.99	5.75	6.27	6.26	6.23	6.39	5.92	
		Stride duration (s)	0.476	0.477	0.490	0.497	0.498	0.515	0.515	0.467	0.473	0.450	0.456	0.488	
		Stride efficiency (%)	55.25	58.53	56.92	57.61	61.39	56.08	51.66	61.52	61.25	60.69	63.71	54.72	
		Stride count	33.63	32.68	33.14	32.94	31.91	33.39	34.79	31.88	31.95	32.09	31.32	439.36	

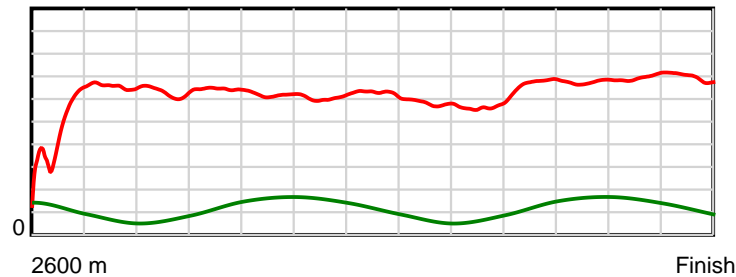
10 m Stride length



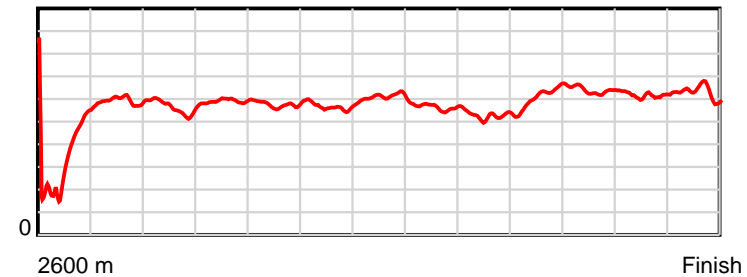
0.6 s Stride duration



20 m/sec Speed



100 % Stride efficiency



Note: Horizontal distance axis grid lines are 200m furlongs.

Disclaimer.

HRNZ and NZMTC and Thoroughbred Ratings Pty Ltd accepts no responsibility for the completeness or accuracy of any of the information contained herein, and makes no representations about its suitability for any particular purpose. Users should make their own judgements about those matters and/or seek independent advice. You assume all risks associated with use of the data provided on this page.



Race Results



March 23, 2022, Race 4, THE EDGE TROT, Distance 2600m, Addington - Survey 3200m

Result	TAB no.	Horse (Barrier)	2600 to 2400m	2400m to 2200m
13th	8	Muzz (9)		
		Position in running (margin)	-	4(8.5)
		Sectional time (s)	18.44	21.19
		Cumulative time (s)	214.37	195.93
		Speed (m/s)	10.84	9.44
		Stride length (m)	5.23	4.51
		Stride duration (s)	0.469	0.478
		Stride efficiency (%)	42.71	31.79
		Stride count	38.25	44.34

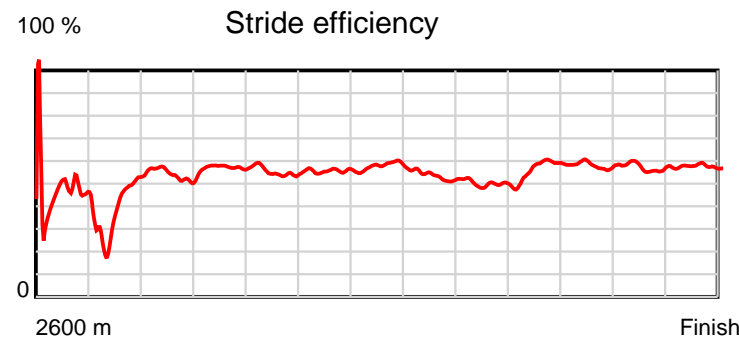
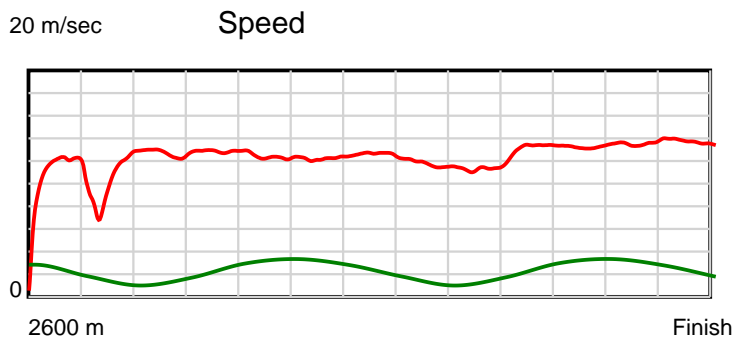
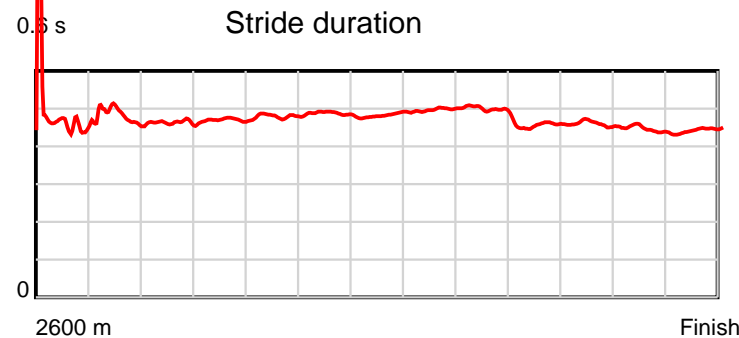
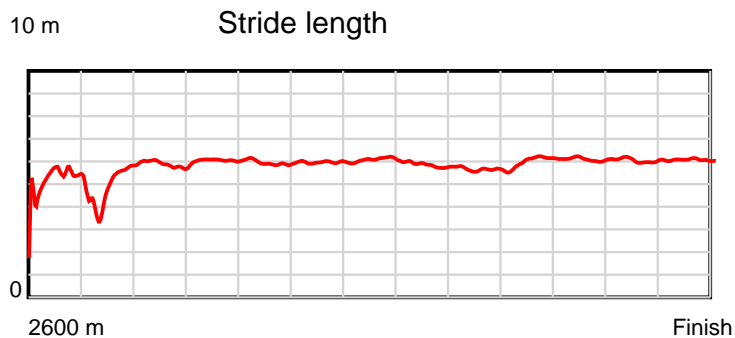
Disclaimer.

HRNZ and NZMTC and Thoroughbred Ratings Pty Ltd accepts no responsibility for the completeness or accuracy of any of the information contained herein, and makes no representations about its suitability for any particular purpose. Users should make their own judgements about those matters and/or seek independent advice. You assume all risks associated with use of the data provided on this page.

Race Results

March 23, 2022, Race 4, THE EDGE TROT, Distance 2600m, Addington - Survey 3200m

Result	TAB no.	Horse (Barrier)	2200m to	2000m to	1800m to	1600m to	1400m to	1200m to	1000m to	800m to	600m to	400m to	200m to	Total or	Margin
13th	8	Muzz (9)	2000m	1800m	1600m	1400m	1200m	1000m	800m	600m	400m	200m	WP	Average	
		Position in running (margin)	13(38.6)	13(40.4)	13(42.2)	13(44.6)	13(49.2)	13(51.8)	13(60.4)	13(75.8)	12(78.1)	12(79.7)	13(77.9)		68.30
		Sectional time (s)	16.07	15.51	16.17	16.47	15.99	17.19	17.81	15.01	15.30	14.62	14.60		
		Cumulative time (s)	174.74	158.67	143.16	126.99	110.52	94.53	77.34	59.53	44.52	29.22	14.60	3:34.37	
		Speed (m/s)	12.45	12.89	12.37	12.14	12.51	11.63	11.23	13.32	13.07	13.68	13.70	12.13	
		Stride length (m)	5.77	6.06	5.94	5.91	6.05	5.79	5.56	6.07	6.00	6.08	6.08	5.74	
		Stride duration (s)	0.464	0.470	0.481	0.487	0.483	0.498	0.495	0.456	0.459	0.444	0.444	0.473	
		Stride efficiency (%)	52.02	57.45	55.23	54.62	57.11	52.43	48.33	57.60	56.24	57.74	57.82	51.40	
		Stride count	34.66	32.99	33.64	33.83	33.08	34.53	35.96	32.94	33.34	32.90	32.88	453.34	



Note: Horizontal distance axis grid lines are 200m furlongs.

Disclaimer.

HRNZ and NZMTC and Thoroughbred Ratings Pty Ltd accepts no responsibility for the completeness or accuracy of any of the information contained herein, and makes no representations about its suitability for any particular purpose. Users should make their own judgements about those matters and/or seek independent advice. You assume all risks associated with use of the data provided on this page.



Race Results



March 23, 2022, Race 4, THE EDGE TROT, Distance 2600m, Addington - Survey 3200m

Result	TAB no.	Horse (Barrier)	2600 to	2400m to
14th	4	Roydon Muscle (5)	2400m	2200m
		Position in running (margin)	-	15(56.4)
		Sectional time (s)	26.34	15.43
		Cumulative time (s)	214.57	188.23
		Speed (m/s)	7.59	12.96
		Stride length (m)	4.10	6.20
		Stride duration (s)	0.491	0.478
		Stride efficiency (%)	26.27	59.97
		Stride count	48.78	32.28

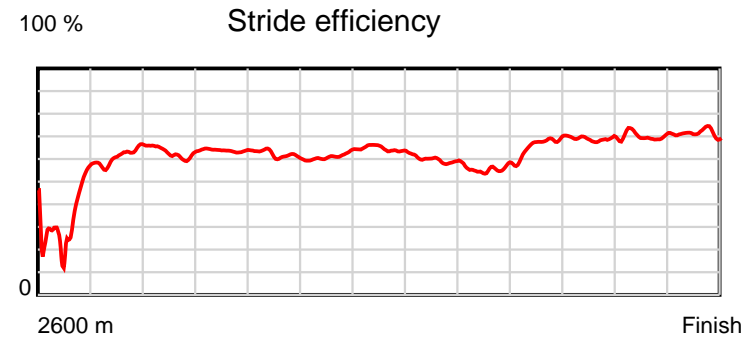
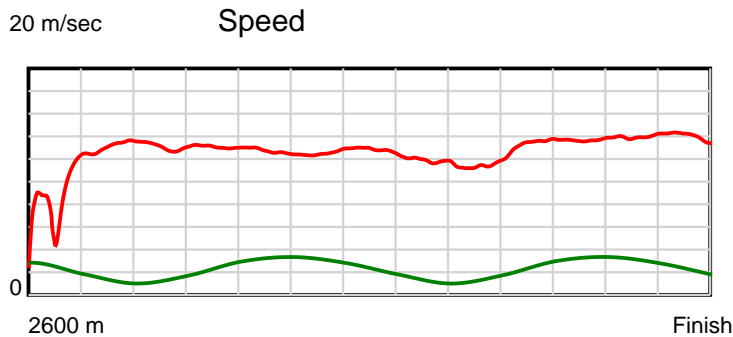
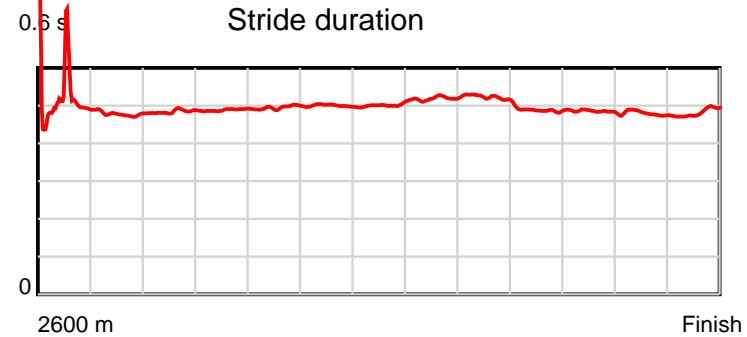
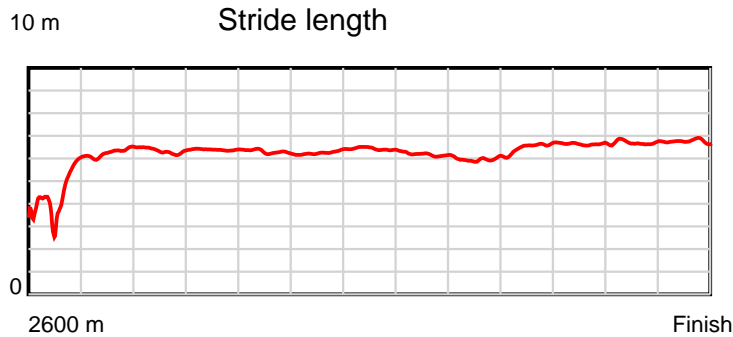
Disclaimer.

HRNZ and NZMTC and Thoroughbred Ratings Pty Ltd accepts no responsibility for the completeness or accuracy of any of the information contained herein, and makes no representations about its suitability for any particular purpose. Users should make their own judgements about those matters and/or seek independent advice. You assume all risks associated with use of the data provided on this page.

Race Results

March 23, 2022, Race 4, THE EDGE TROT, Distance 2600m, Addington - Survey 3200m

Result	TAB no.	Horse (Barrier)	2200m to	2000m to	1800m to	1600m to	1400m to	1200m to	1000m to	800m to	600m to	400m to	200m to	Total or	Margin
14th	4	Roydon Muscle (5)	2000m	1800m	1600m	1400m	1200m	1000m	800m	600m	400m	200m	WP	Average	
		Position in running (margin)	15(51.9)	15(50.1)	15(52.2)	15(53.3)	15(55.6)	15(56.7)	15(64.3)	15(79.7)	15(82.1)	14(81.3)	14(80.4)		69.40
		Sectional time (s)	15.48	15.55	15.96	16.09	15.73	17.02	17.82	15.03	14.89	14.76	14.47		
		Cumulative time (s)	172.80	157.32	141.77	125.81	109.72	93.99	76.97	59.15	44.12	29.23	14.47	3:34.57	
		Speed (m/s)	12.92	12.86	12.53	12.43	12.71	11.75	11.22	13.31	13.43	13.55	13.82	12.12	
		Stride length (m)	6.26	6.28	6.21	6.21	6.38	6.10	5.87	6.48	6.50	6.50	6.69	6.05	
		Stride duration (s)	0.484	0.489	0.495	0.500	0.501	0.519	0.523	0.487	0.484	0.480	0.484	0.499	
		Stride efficiency (%)	61.17	61.72	60.20	60.33	63.51	58.06	53.76	65.71	66.07	66.12	70.00	57.19	
		Stride count	31.97	31.82	32.22	32.19	31.37	32.81	34.10	30.84	30.76	30.75	29.88	429.77	



Note: Horizontal distance axis grid lines are 200m furlongs.

Disclaimer.

HRNZ and NZMTC and Thoroughbred Ratings Pty Ltd accepts no responsibility for the completeness or accuracy of any of the information contained herein, and makes no representations about its suitability for any particular purpose. Users should make their own judgements about those matters and/or seek independent advice. You assume all risks associated with use of the data provided on this page.



Race Results



March 23, 2022, Race 4, THE EDGE TROT, Distance 2600m, Addington - Survey 3200m

Result	TAB no.	Horse (Barrier)	2600 to	2400m to
15th	10	Cashem (11)	2400m	2200m
		Position in running (margin)	-	13(37.9)
		Sectional time (s)	23.37	15.28
		Cumulative time (s)	215.27	191.90
		Speed (m/s)	8.56	13.09
		Stride length (m)	3.98	5.63
		Stride duration (s)	0.460	0.430
		Stride efficiency (%)	24.79	49.58
		Stride count	50.22	35.51

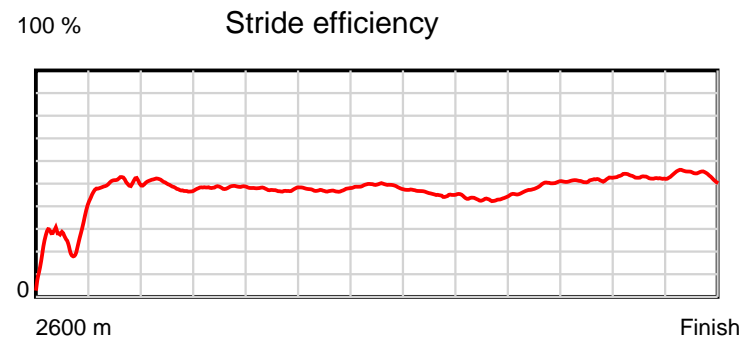
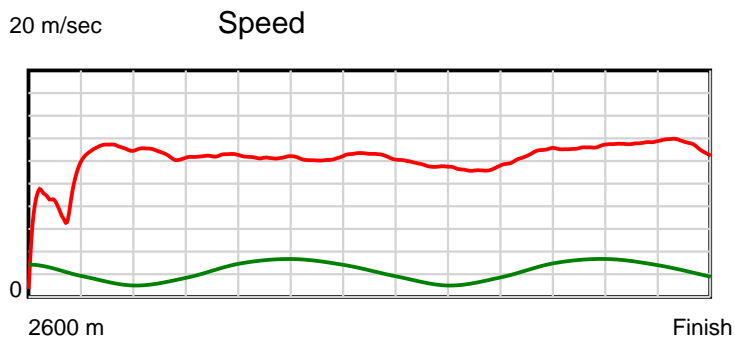
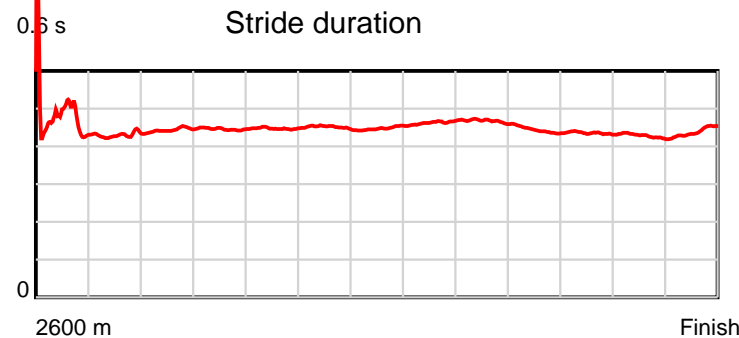
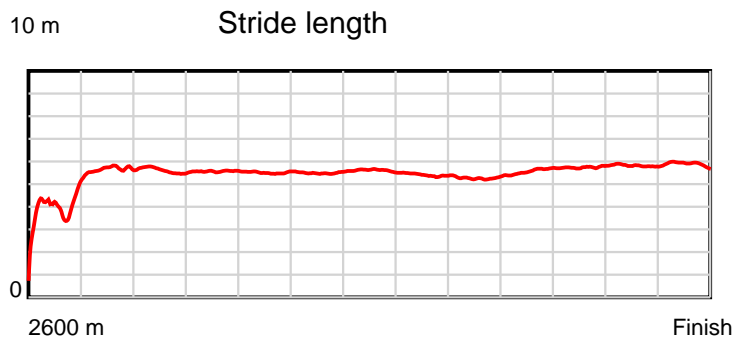
Disclaimer.

HRNZ and NZMTC and Thoroughbred Ratings Pty Ltd accepts no responsibility for the completeness or accuracy of any of the information contained herein, and makes no representations about its suitability for any particular purpose. Users should make their own judgements about those matters and/or seek independent advice. You assume all risks associated with use of the data provided on this page.

Race Results

March 23, 2022, Race 4, THE EDGE TROT, Distance 2600m, Addington - Survey 3200m

Result	TAB no.	Horse (Barrier)	2200m to	2000m to	1800m to	1600m to	1400m to	1200m to	1000m to	800m to	600m to	400m to	200m to	Total or	Margin
15th	10	Cashem (11)	2000m	1800m	1600m	1400m	1200m	1000m	800m	600m	400m	200m	WP	Average	
		Position in running (margin)	12(32.5)	12(34.2)	12(39.4)	12(43.0)	12(47.1)	12(49.8)	12(57.9)	12(73.4)	14(81.0)	15(82.3)	15(80.9)		73.30
		Sectional time (s)	16.06	16.07	16.37	16.38	15.99	17.11	17.83	15.90	15.25	14.68	14.98		
		Cumulative time (s)	176.62	160.56	144.49	128.12	111.74	95.75	78.64	60.81	44.91	29.66	14.98	3:35.27	
		Speed (m/s)	12.45	12.45	12.22	12.21	12.51	11.69	11.22	12.58	13.11	13.62	13.35	12.08	
		Stride length (m)	5.52	5.55	5.47	5.51	5.60	5.41	5.24	5.57	5.71	5.83	5.88	5.41	
		Stride duration (s)	0.444	0.446	0.447	0.451	0.448	0.463	0.467	0.443	0.435	0.428	0.441	0.448	
		Stride efficiency (%)	47.70	48.12	46.69	47.42	49.01	45.70	42.90	48.49	50.92	53.07	54.03	45.66	
		Stride count	36.20	36.04	36.59	36.31	35.71	36.98	38.17	35.90	35.04	34.32	34.01	481.00	



Note: Horizontal distance axis grid lines are 200m furlongs.

Disclaimer.

HRNZ and NZMTC and Thoroughbred Ratings Pty Ltd accepts no responsibility for the completeness or accuracy of any of the information contained herein, and makes no representations about its suitability for any particular purpose. Users should make their own judgements about those matters and/or seek independent advice. You assume all risks associated with use of the data provided on this page.



Race Results



March 23, 2022, Race 4, THE EDGE TROT, Distance 2600m, Addington - Survey 3200m

Result	TAB no.	Horse (Barrier)	2600 to	2400m to
16th	3	Ruthless Lindy (4)	2400m	2200m
		Position in running (margin)	-	16(61.0)
		Sectional time (s)	27.10	21.27
		Cumulative time (s)	231.62	204.52
		Speed (m/s)	7.38	9.40
		Stride length (m)	4.42	4.74
		Stride duration (s)	0.547	0.504
		Stride efficiency (%)	30.55	35.09
		Stride count	45.23	42.20

Disclaimer.

HRNZ and NZMTC and Thoroughbred Ratings Pty Ltd accepts no responsibility for the completeness or accuracy of any of the information contained herein, and makes no representations about its suitability for any particular purpose. Users should make their own judgements about those matters and/or seek independent advice. You assume all risks associated with use of the data provided on this page.

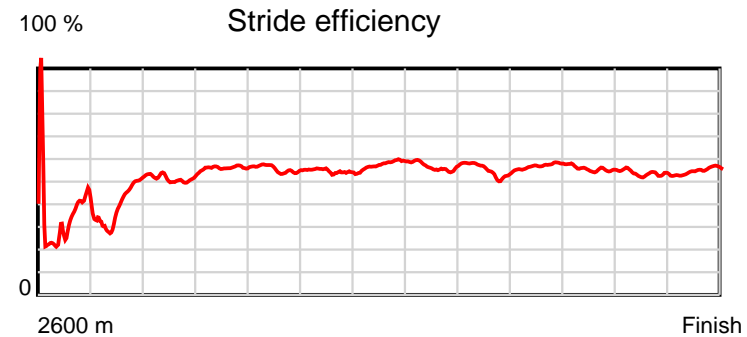
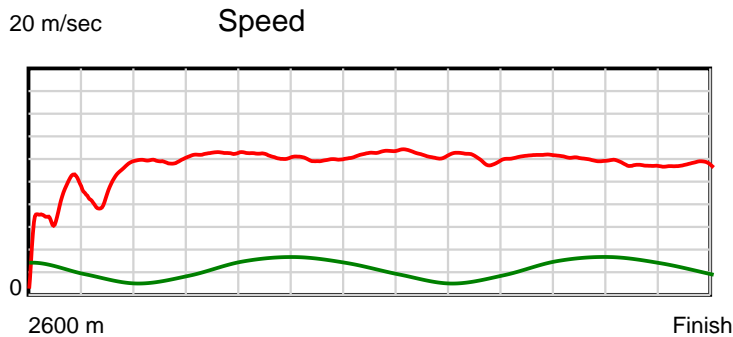
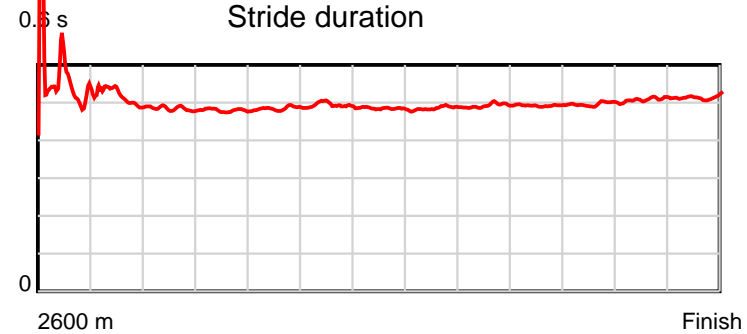
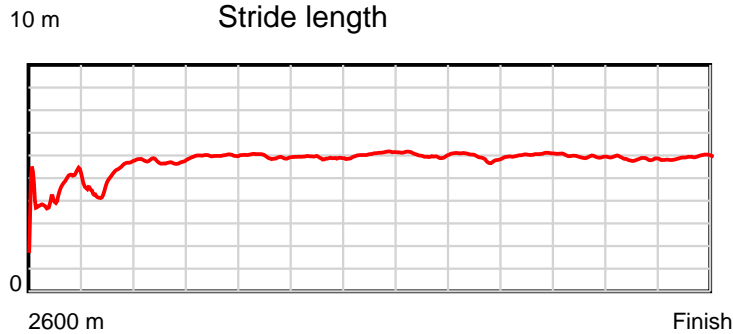


Race Results



March 23, 2022, Race 4, THE EDGE TROT, Distance 2600m, Addington - Survey 3200m

Result	TAB no.	Horse (Barrier)	2200m to	2000m to	1800m to	1600m to	1400m to	1200m to	1000m to	800m to	600m to	400m to	200m to	Total or	Margin
16th	3	Ruthless Lindy (4)	2000m	1800m	1600m	1400m	1200m	1000m	800m	600m	400m	200m	WP	Average	
		Position in running (margin)	16(91.5)	16(99.2)	16(103.8)	16(108.0)	16(114.5)	16(116.6)	16(119.1)	16(128.4)	16(138.8)	16(149.5)	16(164.3)		164.10
		Sectional time (s)	17.06	15.96	16.48	16.79	15.89	16.17	16.80	16.36	16.82	17.37	17.55		
		Cumulative time (s)	183.25	166.19	150.23	133.75	116.96	101.07	84.90	68.10	51.74	34.92	17.55	3:51.62	
		Speed (m/s)	11.72	12.53	12.14	11.91	12.59	12.37	11.90	12.22	11.89	11.51	11.40	11.23	
		Stride length (m)	5.67	6.00	5.89	5.87	6.08	6.00	5.86	6.01	5.90	5.86	5.87	5.66	
		Stride duration (s)	0.484	0.479	0.485	0.493	0.484	0.485	0.492	0.492	0.496	0.509	0.515	0.504	
		Stride efficiency (%)	50.31	56.34	54.14	53.78	57.85	56.30	53.66	56.52	54.47	53.61	53.80	49.98	
		Stride count	35.25	33.31	33.98	34.09	32.87	33.32	34.13	33.26	33.87	34.15	34.08	459.74	



Note: Horizontal distance axis grid lines are 200m furlongs.

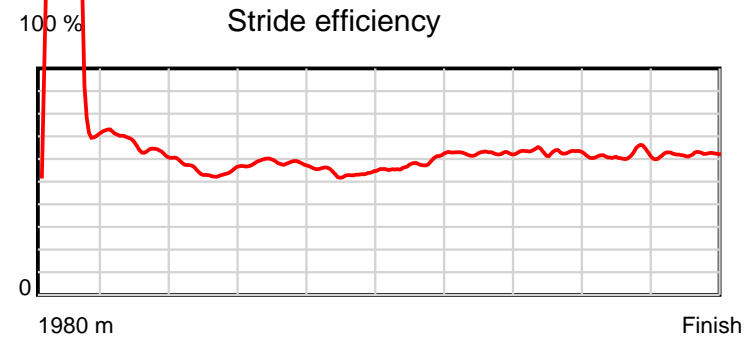
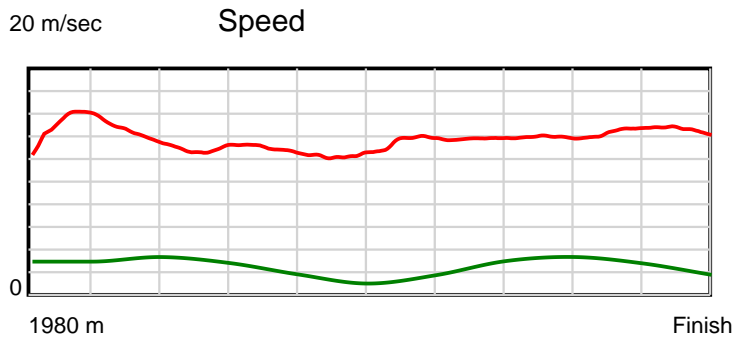
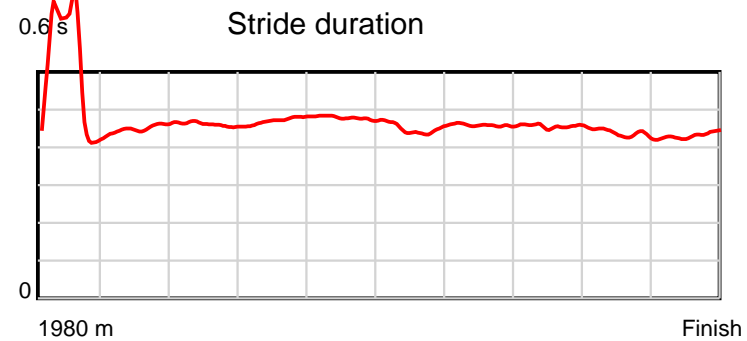
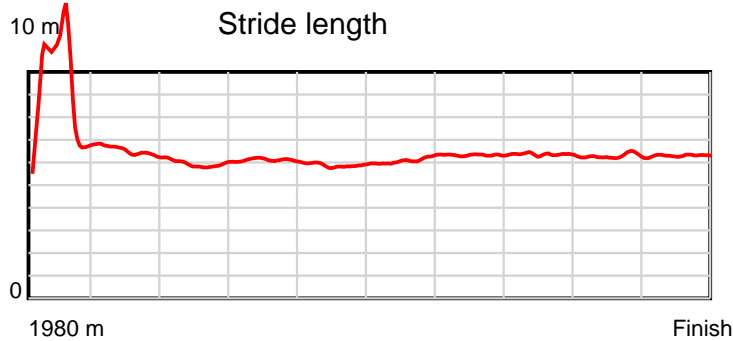
Disclaimer.

HRNZ and NZMTC and Thoroughbred Ratings Pty Ltd accepts no responsibility for the completeness or accuracy of any of the information contained herein, and makes no representations about its suitability for any particular purpose. Users should make their own judgements about those matters and/or seek independent advice. You assume all risks associated with use of the data provided on this page.

Race Results

March 23, 2022, Race 5, GO MEDIA YOUNG AT HEART MOBILE PACE, Distance 1980m, Addington - Survey 1980m

Result	TAB no.	Horse (Barrier)	1980 to	1800m to	1600m to	1400m to	1200m to	1000m to	800m to	600m to	400m to	200m to	Total or	Margin
1st	7	Eastwood Isabe... (7)	1800m	1600m	1400m	1200m	1000m	800m	600m	400m	200m	WP	Average	
		Position in running (margin)	-	1(0.0)	1(0.0)	2(2.2)	2(1.9)	3(1.8)	3(1.8)	3(1.5)	2(0.9)			0.00
		Sectional time (s)	11.57	14.07	15.58	15.44	16.14	14.78	14.44	14.41	13.82	13.65		
		Cumulative time (s)	143.90	132.33	118.26	102.68	87.24	71.10	56.32	41.88	27.47	13.65	2:23.90	
		Speed (m/s)	15.56	14.21	12.84	12.95	12.39	13.53	13.85	13.88	14.47	14.65	13.76	
		Stride length (m)	7.92	6.42	5.91	6.11	5.92	6.08	6.36	6.33	6.31	6.33	6.32	
		Stride duration (s)	0.509	0.451	0.461	0.472	0.478	0.449	0.459	0.456	0.436	0.432	0.459	
		Stride efficiency (%)	98.08	64.35	54.67	58.39	54.79	57.84	63.17	62.60	62.21	62.70	62.37	
		Stride count	22.72	31.17	33.81	32.72	33.78	32.87	31.46	31.60	31.70	31.57	313.40	



Note: Horizontal distance axis grid lines are 200m furlongs.

Disclaimer.

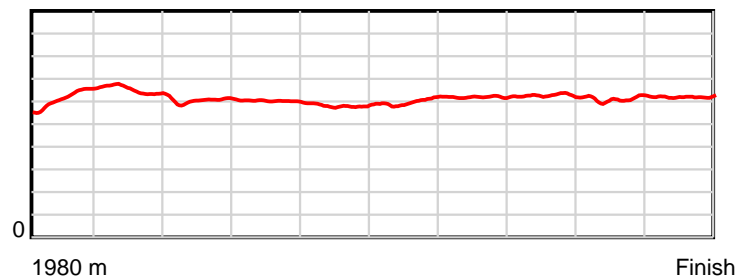
HRNZ and NZMTC and Thoroughbred Ratings Pty Ltd accepts no responsibility for the completeness or accuracy of any of the information contained herein, and makes no representations about its suitability for any particular purpose. Users should make their own judgements about those matters and/or seek independent advice. You assume all risks associated with use of the data provided on this page.

Race Results

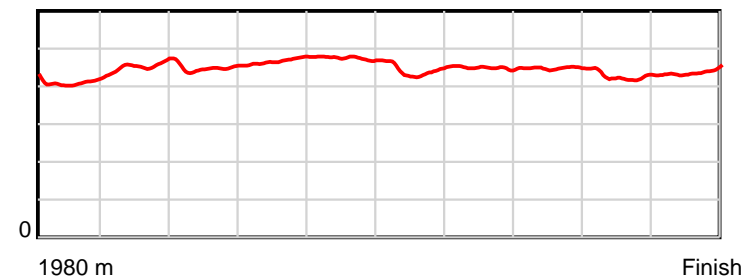
March 23, 2022, Race 5, GO MEDIA YOUNG AT HEART MOBILE PACE, Distance 1980m, Addington - Survey 1980m

Result	TAB no.	Horse (Barrier)	1980 to	1800m to	1600m to	1400m to	1200m to	1000m to	800m to	600m to	400m to	200m to	Total or	Margin
2nd	5	Sonic Reign (5)	1800m	1600m	1400m	1200m	1000m	800m	600m	400m	200m	WP	Average	
		Position in running (margin)	-	2(1.6)	2(1.9)	1(0.0)	1(0.0)	1(0.0)	1(0.0)	1(0.0)	1(0.0)	1(0.0)		1.50
		Sectional time (s)	11.62	14.12	14.90	15.49	16.14	14.79	14.45	14.45	13.94	14.27		
		Cumulative time (s)	144.17	132.55	118.43	103.53	88.04	71.90	57.11	42.66	28.21	14.27	2:24.17	
		Speed (m/s)	15.49	14.16	13.42	12.91	12.39	13.52	13.84	13.84	14.35	14.02	13.73	
		Stride length (m)	6.23	6.43	6.01	6.04	5.88	5.98	6.22	6.20	6.12	6.14	6.12	
		Stride duration (s)	0.409	0.454	0.448	0.467	0.475	0.442	0.449	0.448	0.426	0.438	0.446	
		Stride efficiency (%)	60.56	64.65	56.40	56.96	54.05	55.85	60.43	60.06	58.46	58.97	58.52	
		Stride count	28.91	31.09	33.29	33.13	34.01	33.45	32.16	32.26	32.70	32.56	323.56	

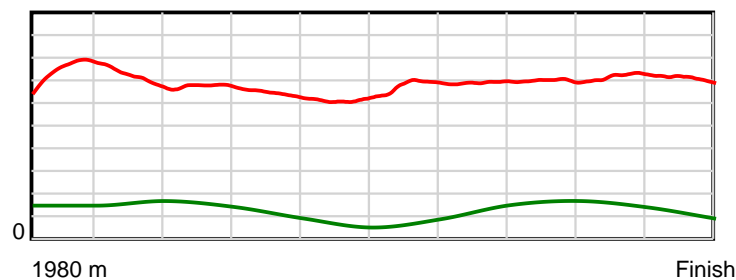
10 m Stride length



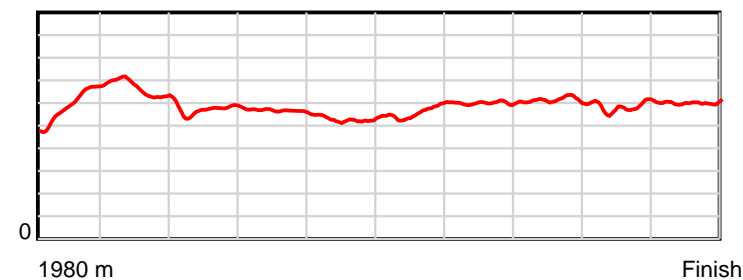
0.6 s Stride duration



20 m/sec Speed



100 % Stride efficiency



Note: Horizontal distance axis grid lines are 200m furlongs.

Disclaimer.

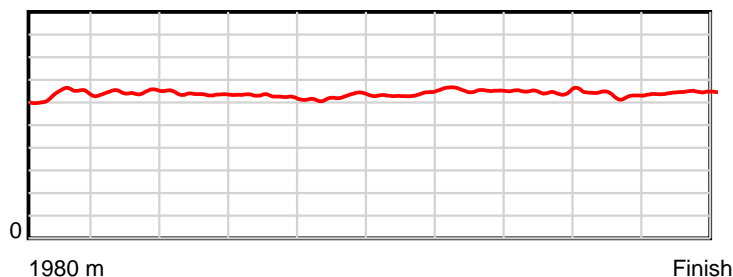
HRNZ and NZMTC and Thoroughbred Ratings Pty Ltd accepts no responsibility for the completeness or accuracy of any of the information contained herein, and makes no representations about its suitability for any particular purpose. Users should make their own judgements about those matters and/or seek independent advice. You assume all risks associated with use of the data provided on this page.

Race Results

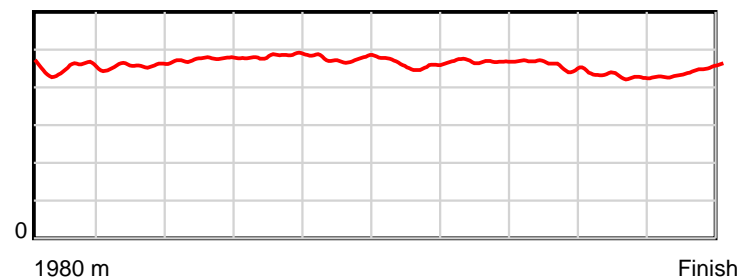
March 23, 2022, Race 5, GO MEDIA YOUNG AT HEART MOBILE PACE, Distance 1980m, Addington - Survey 1980m

Result	TAB no.	Horse (Barrier)	1980 to	1800m to	1600m to	1400m to	1200m to	1000m to	800m to	600m to	400m to	200m to	Total or	Margin
3rd	9	Adieu Flirt (0)	1800m	1600m	1400m	1200m	1000m	800m	600m	400m	200m	WP	Average	
		Position in running (margin)	-	8(8.8)	8(11.4)	8(10.9)	8(10.3)	7(5.9)	6(4.5)	5(3.9)	6(4.1)	5(3.8)		2.80
		Sectional time (s)	12.97	14.50	15.14	15.38	15.41	14.57	14.35	14.48	13.88	13.73		
		Cumulative time (s)	144.41	131.44	116.94	101.80	86.42	71.01	56.44	42.09	27.61	13.73	2:24.41	
		Speed (m/s)	13.88	13.79	13.21	13.00	12.98	13.73	13.94	13.81	14.41	14.57	13.71	
		Stride length (m)	6.37	6.31	6.28	6.29	6.18	6.32	6.54	6.33	6.19	6.47	6.33	
		Stride duration (s)	0.450	0.457	0.475	0.484	0.476	0.461	0.469	0.458	0.429	0.444	0.461	
		Stride efficiency (%)	63.47	62.16	61.63	61.77	59.67	62.51	66.78	62.55	59.81	65.47	62.52	
		Stride count	28.24	31.71	31.85	31.81	32.36	31.62	30.59	31.61	32.33	30.90	313.02	

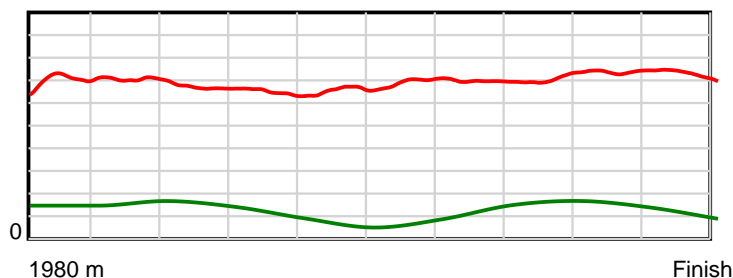
10 m Stride length



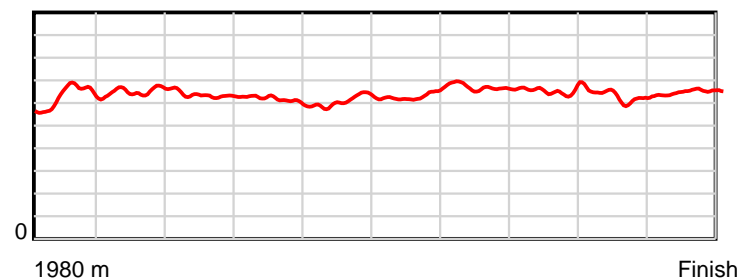
0.6 s Stride duration



20 m/sec Speed



100 % Stride efficiency



Note: Horizontal distance axis grid lines are 200m furlongs.

Disclaimer.

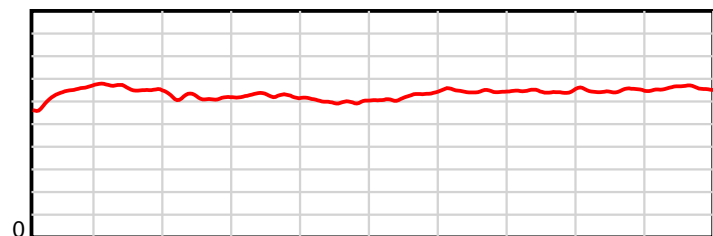
HRNZ and NZMTC and Thoroughbred Ratings Pty Ltd accepts no responsibility for the completeness or accuracy of any of the information contained herein, and makes no representations about its suitability for any particular purpose. Users should make their own judgements about those matters and/or seek independent advice. You assume all risks associated with use of the data provided on this page.

Race Results

March 23, 2022, Race 5, GO MEDIA YOUNG AT HEART MOBILE PACE, Distance 1980m, Addington - Survey 1980m

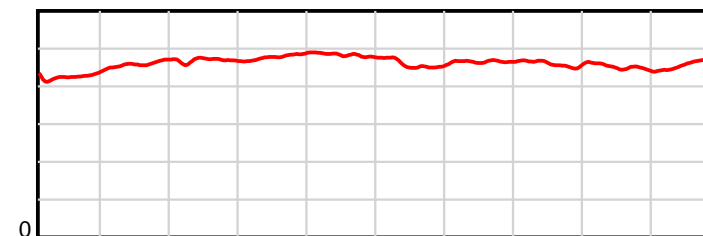
Result	TAB no.	Horse (Barrier)	1980 to	1800m to	1600m to	1400m to	1200m to	1000m to	800m to	600m to	400m to	200m to	Total or	Margin
4th	3	Arizonawildcat (3)	1800m	1600m	1400m	1200m	1000m	800m	600m	400m	200m	WP	Average	
		Position in running (margin)	-	3(3.4)	3(3.8)	3(4.6)	3(3.8)	5(5.0)	5(4.5)	6(4.5)	5(3.2)	3(3.3)		5.40
		Sectional time (s)	12.07	14.14	15.35	15.35	16.33	14.71	14.45	14.23	13.95	14.29		
		Cumulative time (s)	144.87	132.80	118.66	103.31	87.96	71.63	56.92	42.47	28.24	14.29	2:24.87	
		Speed (m/s)	14.92	14.14	13.03	13.03	12.25	13.60	13.84	14.05	14.34	14.00	13.67	
		Stride length (m)	6.34	6.51	6.11	6.24	5.91	6.23	6.44	6.46	6.45	6.51	6.32	
		Stride duration (s)	0.426	0.460	0.469	0.479	0.483	0.458	0.466	0.460	0.450	0.465	0.462	
		Stride efficiency (%)	62.89	66.22	58.31	60.88	54.57	60.61	64.91	65.28	65.06	66.32	62.34	
		Stride count	28.37	30.72	32.74	32.04	33.84	32.11	31.03	30.94	31.00	30.70	313.49	

10 m Stride length



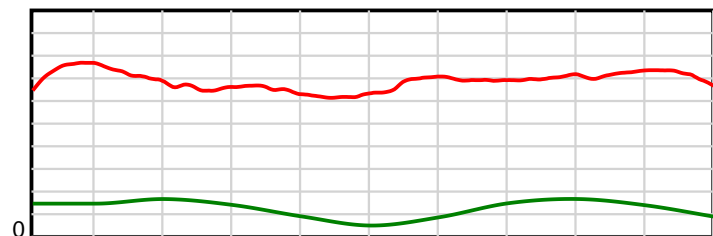
1980 m Finish

0.6 s Stride duration



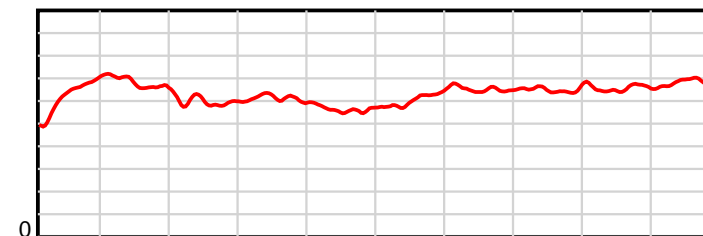
1980 m Finish

20 m/sec Speed



1980 m Finish

100 % Stride efficiency



1980 m Finish

Note: Horizontal distance axis grid lines are 200m furlongs.

Disclaimer.

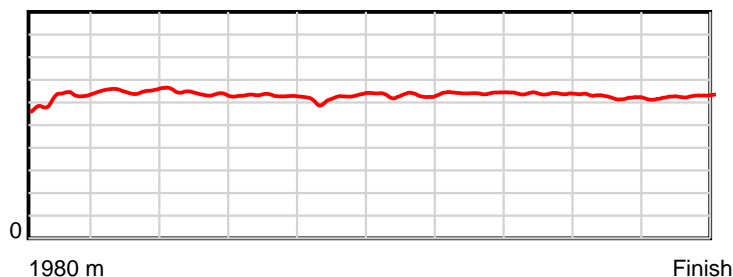
HRNZ and NZMTC and Thoroughbred Ratings Pty Ltd accepts no responsibility for the completeness or accuracy of any of the information contained herein, and makes no representations about its suitability for any particular purpose. Users should make their own judgements about those matters and/or seek independent advice. You assume all risks associated with use of the data provided on this page.

Race Results

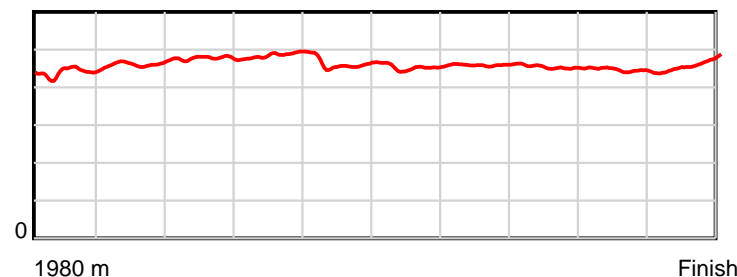
March 23, 2022, Race 5, GO MEDIA YOUNG AT HEART MOBILE PACE, Distance 1980m, Addington - Survey 1980m

Result	TAB no.	Horse (Barrier)	1980 to	1800m to	1600m to	1400m to	1200m to	1000m to	800m to	600m to	400m to	200m to	Total or	Margin
5th	4	Refine (4)	1800m	1600m	1400m	1200m	1000m	800m	600m	400m	200m	WP	Average	
		Position in running (margin)	-	7(7.6)	7(9.7)	7(9.0)	7(8.2)	3(2.3)	2(1.2)	2(0.5)	2(0.3)	4(3.4)		8.10
		Sectional time (s)	12.77	14.43	15.09	15.36	15.15	14.62	14.32	14.42	14.44	14.75		
		Cumulative time (s)	145.35	132.58	118.15	103.06	87.70	72.55	57.93	43.61	29.19	14.75	2:25.35	
		Speed (m/s)	14.10	13.86	13.25	13.02	13.20	13.68	13.97	13.87	13.85	13.56	13.62	
		Stride length (m)	6.20	6.40	6.32	6.33	6.09	6.19	6.42	6.29	6.16	6.27	6.27	
		Stride duration (s)	0.440	0.462	0.477	0.486	0.461	0.453	0.459	0.453	0.445	0.462	0.460	
		Stride efficiency (%)	60.01	63.97	62.49	62.57	57.93	59.93	64.34	61.75	59.36	61.46	61.34	
		Stride count	29.05	31.26	31.63	31.61	32.85	32.29	31.17	31.82	32.45	31.89	316.02	

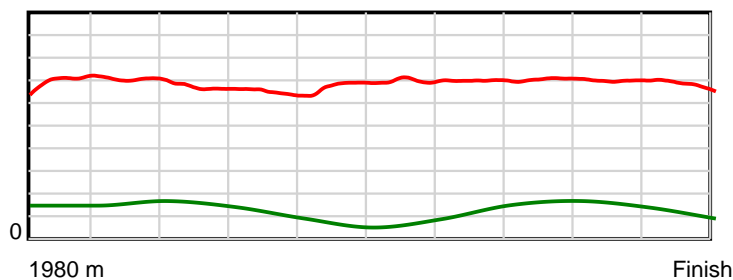
10 m Stride length



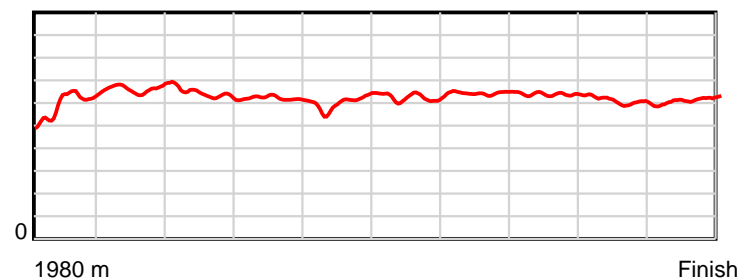
0.6 s Stride duration



20 m/sec Speed



100 % Stride efficiency



Note: Horizontal distance axis grid lines are 200m furlongs.

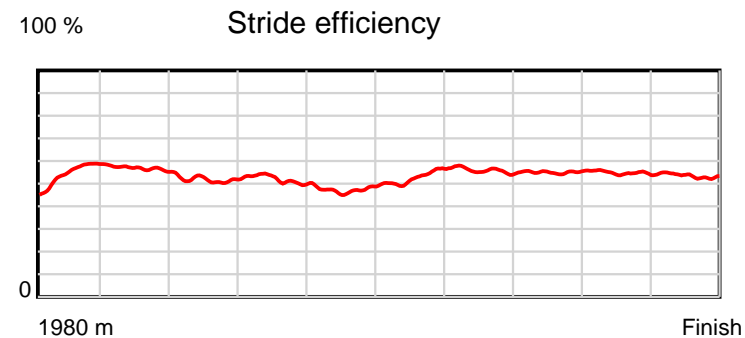
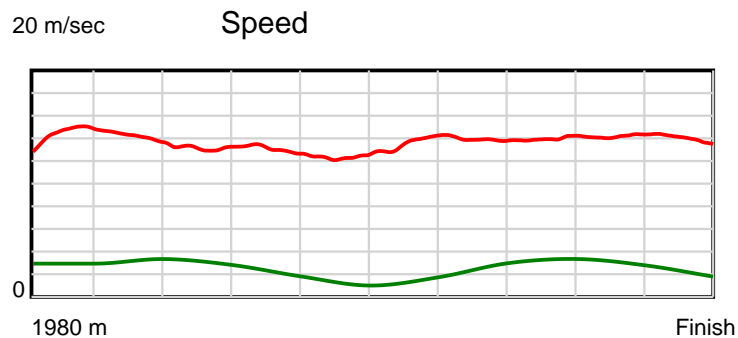
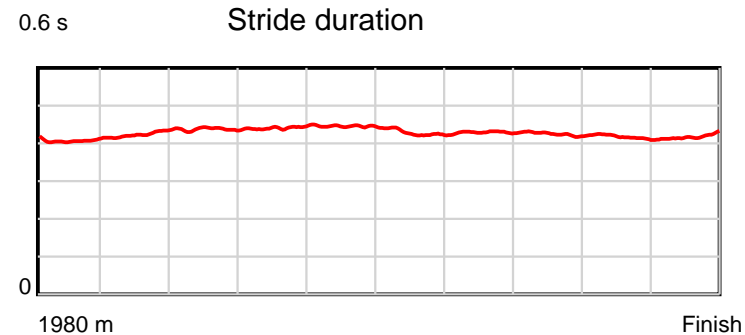
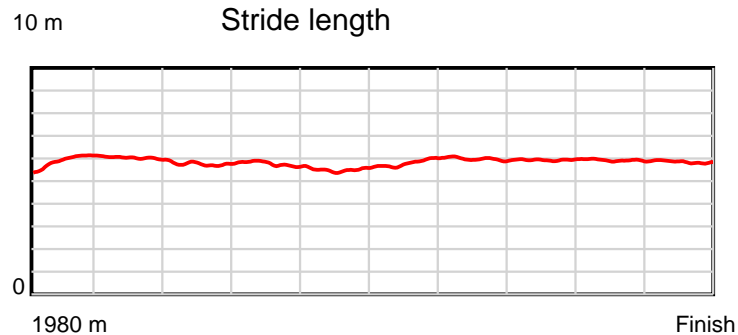
Disclaimer.

HRNZ and NZMTC and Thoroughbred Ratings Pty Ltd accepts no responsibility for the completeness or accuracy of any of the information contained herein, and makes no representations about its suitability for any particular purpose. Users should make their own judgements about those matters and/or seek independent advice. You assume all risks associated with use of the data provided on this page.

Race Results

March 23, 2022, Race 5, GO MEDIA YOUNG AT HEART MOBILE PACE, Distance 1980m, Addington - Survey 1980m

Result	TAB no.	Horse (Barrier)	1980 to	1800m to	1600m to	1400m to	1200m to	1000m to	800m to	600m to	400m to	200m to	Total or	Margin
6th	1	Aveross Rustle... (1)	1800m	1600m	1400m	1200m	1000m	800m	600m	400m	200m	WP	Average	
		Position in running (margin)	-	4(4.9)	4(5.8)	4(6.3)	4(5.5)	6(5.5)	7(6.0)	7(5.9)	7(5.5)	7(6.8)		9.00
		Sectional time (s)	12.41	14.23	15.29	15.36	16.15	14.87	14.44	14.37	14.15	14.25		
		Cumulative time (s)	145.52	133.11	118.88	103.59	88.23	72.08	57.21	42.77	28.40	14.25	2:25.52	
		Speed (m/s)	14.51	14.05	13.08	13.02	12.38	13.45	13.85	13.92	14.13	14.04	13.61	
		Stride length (m)	5.93	5.96	5.72	5.75	5.51	5.76	5.94	5.91	5.89	5.88	5.82	
		Stride duration (s)	0.406	0.424	0.437	0.441	0.445	0.428	0.429	0.425	0.417	0.419	0.428	
		Stride efficiency (%)	54.87	55.52	51.19	51.62	47.51	51.90	55.22	54.64	54.28	54.04	52.98	
		Stride count	30.38	33.55	34.94	34.80	36.27	34.70	33.64	33.82	33.93	34.01	340.04	



Note: Horizontal distance axis grid lines are 200m furlongs.

Disclaimer.

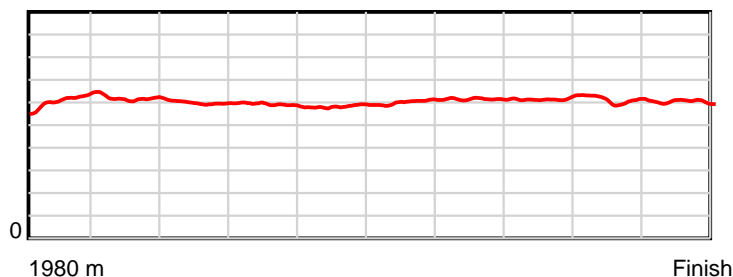
HRNZ and NZMTC and Thoroughbred Ratings Pty Ltd accepts no responsibility for the completeness or accuracy of any of the information contained herein, and makes no representations about its suitability for any particular purpose. Users should make their own judgements about those matters and/or seek independent advice. You assume all risks associated with use of the data provided on this page.

Race Results

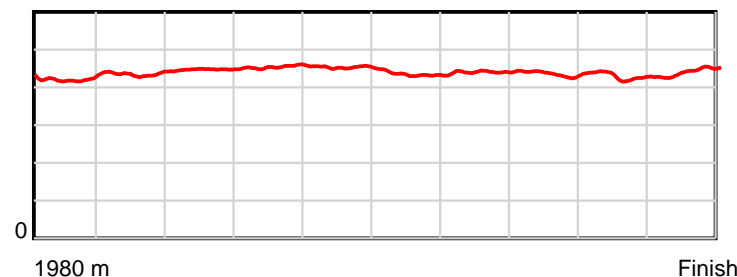
March 23, 2022, Race 5, GO MEDIA YOUNG AT HEART MOBILE PACE, Distance 1980m, Addington - Survey 1980m

Result	TAB no.	Horse (Barrier)	1980 to	1800m to	1600m to	1400m to	1200m to	1000m to	800m to	600m to	400m to	200m to	Total or	Margin
7th	6	Razors Edge (6)	1800m	1600m	1400m	1200m	1000m	800m	600m	400m	200m	WP	Average	
		Position in running (margin)	-	5(5.4)	6(7.4)	5(7.1)	5(6.4)	4(3.9)	4(3.4)	4(2.8)	4(2.6)	6(4.7)		9.10
		Sectional time (s)	12.50	14.39	15.17	15.36	15.72	14.72	14.34	14.42	14.28	14.64		
		Cumulative time (s)	145.54	133.04	118.65	103.48	88.12	72.40	57.68	43.34	28.92	14.64	2:25.54	
		Speed (m/s)	14.40	13.90	13.18	13.02	12.72	13.59	13.95	13.87	14.01	13.66	13.60	
		Stride length (m)	6.11	6.06	5.89	5.91	5.76	5.90	6.15	6.04	6.01	6.05	5.99	
		Stride duration (s)	0.420	0.436	0.447	0.454	0.453	0.434	0.441	0.436	0.429	0.443	0.440	
		Stride efficiency (%)	58.26	57.31	54.26	54.62	51.87	54.44	59.17	57.05	56.45	57.24	55.99	
		Stride count	29.48	33.03	33.94	33.83	34.71	33.89	32.50	33.10	33.27	33.04	330.79	

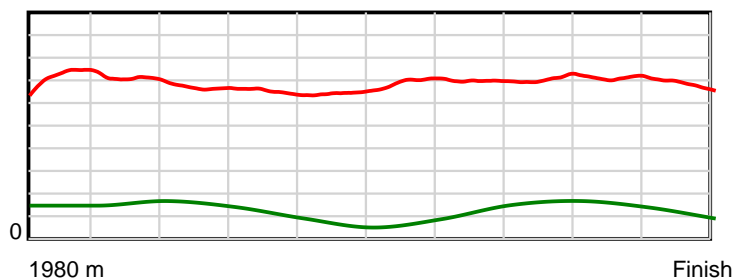
10 m Stride length



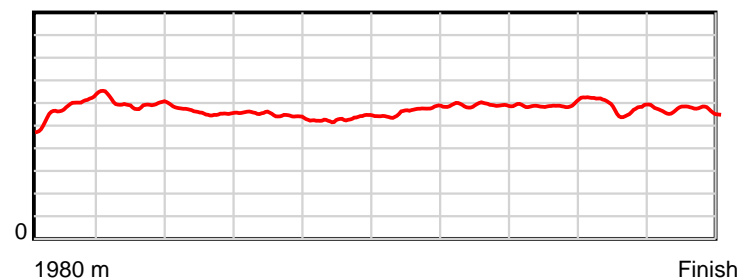
0.6 s Stride duration



20 m/sec Speed



100 % Stride efficiency



Note: Horizontal distance axis grid lines are 200m furlongs.

Disclaimer.

HRNZ and NZMTC and Thoroughbred Ratings Pty Ltd accepts no responsibility for the completeness or accuracy of any of the information contained herein, and makes no representations about its suitability for any particular purpose. Users should make their own judgements about those matters and/or seek independent advice. You assume all risks associated with use of the data provided on this page.

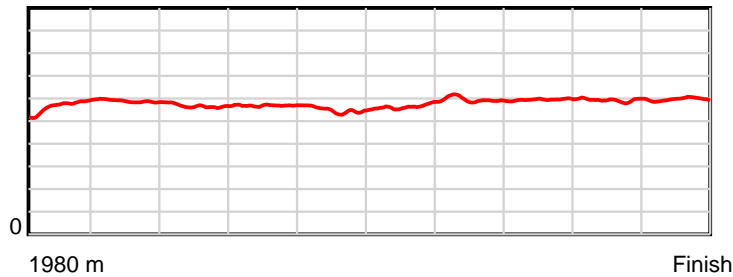


Race Results

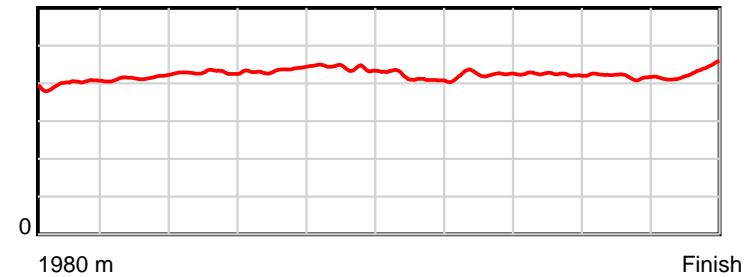
March 23, 2022, Race 5, GO MEDIA YOUNG AT HEART MOBILE PACE, Distance 1980m, Addington - Survey 1980m

Result	TAB no.	Horse (Barrier)	1980 to	1800m to	1600m to	1400m to	1200m to	1000m to	800m to	600m to	400m to	200m to	Total or	Margin
8th	2	Lilac Becky (2)	1800m	1600m	1400m	1200m	1000m	800m	600m	400m	200m	WP	Average	
		Position in running (margin)	-	6(6.9)	5(7.2)	6(8.5)	6(8.0)	8(8.4)	8(8.0)	9(7.5)	9(7.4)	8(8.8)		12.40
		Sectional time (s)	12.77	14.12	15.43	15.40	16.22	14.72	14.37	14.42	14.18	14.50		
		Cumulative time (s)	146.13	133.36	119.24	103.81	88.41	72.19	57.47	43.10	28.68	14.50	2:26.13	
		Speed (m/s)	14.10	14.16	12.96	12.99	12.33	13.59	13.92	13.87	14.10	13.79	13.55	
		Stride length (m)	5.67	5.87	5.56	5.66	5.44	5.66	5.90	5.88	5.91	5.95	5.74	
		Stride duration (s)	0.399	0.414	0.429	0.435	0.441	0.416	0.424	0.424	0.419	0.431	0.424	
		Stride efficiency (%)	50.16	53.81	48.29	50.01	46.22	49.98	54.41	54.05	54.66	55.24	51.57	
		Stride count	31.77	34.08	35.98	35.35	36.77	35.36	33.90	34.01	33.81	33.64	344.67	

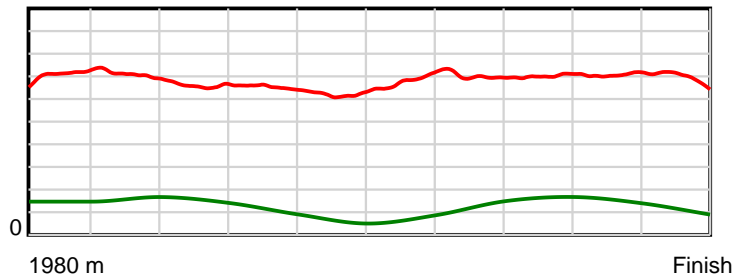
10 m Stride length



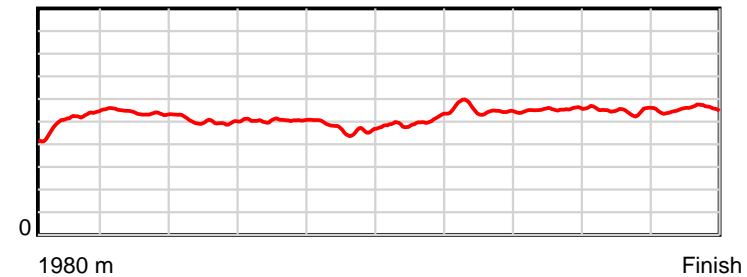
0.6 s Stride duration



20 m/sec Speed



100 % Stride efficiency



Note: Horizontal distance axis grid lines are 200m furlongs.

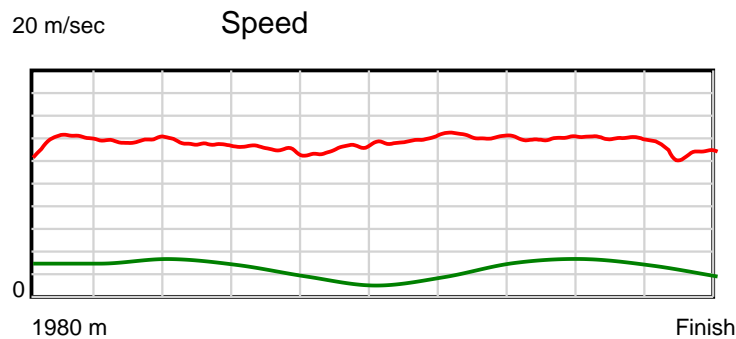
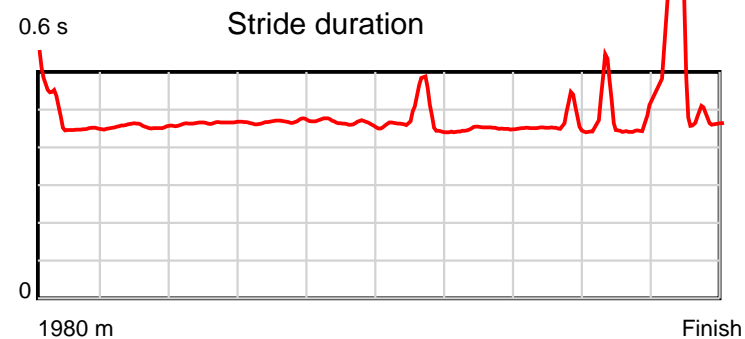
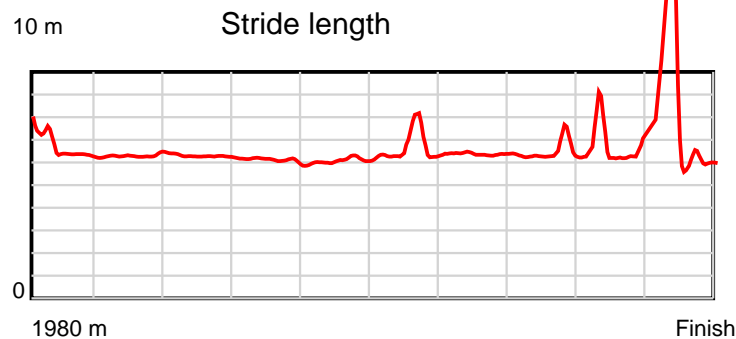
Disclaimer.

HRNZ and NZMTC and Thoroughbred Ratings Pty Ltd accepts no responsibility for the completeness or accuracy of any of the information contained herein, and makes no representations about its suitability for any particular purpose. Users should make their own judgements about those matters and/or seek independent advice. You assume all risks associated with use of the data provided on this page.

Race Results

March 23, 2022, Race 5, GO MEDIA YOUNG AT HEART MOBILE PACE, Distance 1980m, Addington - Survey 1980m

Result	TAB no.	Horse (Barrier)	1980 to	1800m to	1600m to	1400m to	1200m to	1000m to	800m to	600m to	400m to	200m to	Total or	Margin
9th	8	Mils McArdle (8)	1800m	1600m	1400m	1200m	1000m	800m	600m	400m	200m	WP	Average	
		Position in running (margin)	-	9(8.8)	9(13.9)	9(13.3)	9(12.4)	9(9.0)	9(8.0)	8(6.4)	8(7.2)	9(11.9)		22.00
		Sectional time (s)	12.99	14.93	15.11	15.34	15.57	14.63	14.17	14.58	14.72	15.83		
		Cumulative time (s)	147.87	134.88	119.95	104.84	89.50	73.93	59.30	45.13	30.55	15.83	2:27.87	
		Speed (m/s)	13.86	13.40	13.24	13.04	12.85	13.67	14.11	13.72	13.59	12.63	13.39	
		Stride length (m)	6.41	6.10	6.15	6.10	5.97	6.33	6.34	6.24	6.39	7.00	6.29	
		Stride duration (s)	0.459	0.456	0.465	0.468	0.465	0.463	0.449	0.455	0.471	0.554	0.470	
		Stride efficiency (%)	64.24	58.23	59.14	58.17	55.66	62.71	62.84	60.77	63.89	76.47	61.87	
		Stride count	28.07	32.76	32.51	32.78	33.51	31.57	31.54	32.07	31.28	28.59	314.68	



Note: Horizontal distance axis grid lines are 200m furlongs.

Disclaimer.

HRNZ and NZMTC and Thoroughbred Ratings Pty Ltd accepts no responsibility for the completeness or accuracy of any of the information contained herein, and makes no representations about its suitability for any particular purpose. Users should make their own judgements about those matters and/or seek independent advice. You assume all risks associated with use of the data provided on this page.



Race Results



March 23, 2022, Race 6, BEACON BILLBOARDS MOBILE PACE, Distance 2600m, Addington - Survey 3200m

Result	TAB no.	Horse (Barrier)	2600 to 2400m	2400m to 2200m
1st	5	Luminite (4)		
		Position in running (margin)	-	2(0.1)
		Sectional time (s)	13.66	14.99
		Cumulative time (s)	196.25	182.59
		Speed (m/s)	14.64	13.34
		Stride length (m)	6.00	5.77
		Stride duration (s)	0.410	0.432
		Stride efficiency (%)	56.18	51.99
		Stride count	33.36	34.67

Disclaimer.

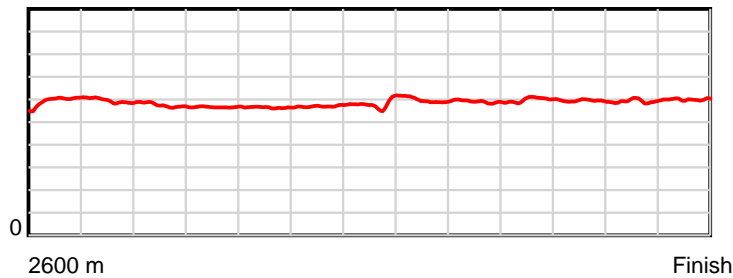
HRNZ and NZMTC and Thoroughbred Ratings Pty Ltd accepts no responsibility for the completeness or accuracy of any of the information contained herein, and makes no representations about its suitability for any particular purpose. Users should make their own judgements about those matters and/or seek independent advice. You assume all risks associated with use of the data provided on this page.

Race Results

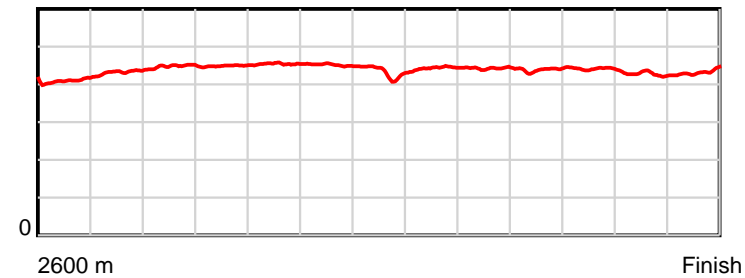
March 23, 2022, Race 6, BEACON BILLBOARDS MOBILE PACE, Distance 2600m, Addington - Survey 3200m

Result	TAB no.	Horse (Barrier)	2200m to	2000m to	1800m to	1600m to	1400m to	1200m to	1000m to	800m to	600m to	400m to	200m to	Total or	Margin
1st	5	Luminite (4)	2000m	1800m	1600m	1400m	1200m	1000m	800m	600m	400m	200m	WP	Average	
		Position in running (margin)	1(0.0)	1(0.0)	1(0.0)	1(0.0)	1(0.0)	1(0.0)	1(0.0)	1(0.0)	1(0.0)	1(0.0)	1(0.0)		0.00
		Sectional time (s)	15.78	15.94	16.16	16.05	14.94	15.19	15.06	14.72	14.80	14.54	14.42		
		Cumulative time (s)	167.60	151.82	135.88	119.72	103.67	88.73	73.54	58.48	43.76	28.96	14.42	3:16.25	
		Speed (m/s)	12.67	12.55	12.38	12.46	13.39	13.17	13.28	13.59	13.51	13.76	13.87	13.25	
		Stride length (m)	5.68	5.64	5.62	5.63	5.81	5.83	5.88	5.97	5.96	5.88	6.01	5.82	
		Stride duration (s)	0.448	0.449	0.454	0.451	0.434	0.443	0.442	0.439	0.441	0.427	0.433	0.439	
		Stride efficiency (%)	50.34	49.62	49.32	49.46	52.71	53.16	53.95	55.63	55.50	53.99	56.47	52.85	
		Stride count	35.24	35.49	35.60	35.55	34.44	34.29	34.04	33.52	33.56	34.03	33.27	447.06	

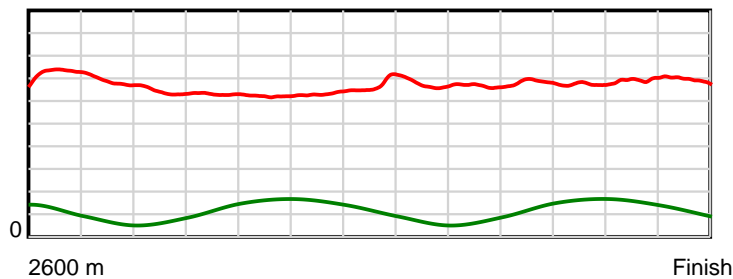
10 m Stride length



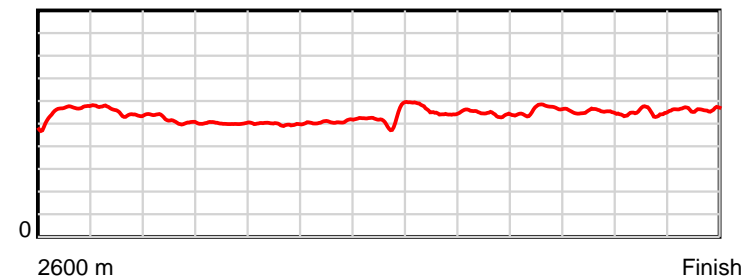
0.6 s Stride duration



20 m/sec Speed



100 % Stride efficiency



Note: Horizontal distance axis grid lines are 200m furlongs.

Disclaimer.

HRNZ and NZMTC and Thoroughbred Ratings Pty Ltd accepts no responsibility for the completeness or accuracy of any of the information contained herein, and makes no representations about its suitability for any particular purpose. Users should make their own judgements about those matters and/or seek independent advice. You assume all risks associated with use of the data provided on this page.



Race Results



March 23, 2022, Race 6, BEACON BILLBOARDS MOBILE PACE, Distance 2600m, Addington - Survey 3200m

Result	TAB no.	Horse (Barrier)	2600 to	2400m to
2nd	1	Nikki Noto (1)	2400m	2200m
		Position in running (margin)	-	1(0.0)
		Sectional time (s)	13.51	15.38
		Cumulative time (s)	196.74	183.23
		Speed (m/s)	14.80	13.00
		Stride length (m)	6.29	5.97
		Stride duration (s)	0.429	0.459
		Stride efficiency (%)	61.92	55.63
		Stride count	31.77	33.52

Disclaimer.

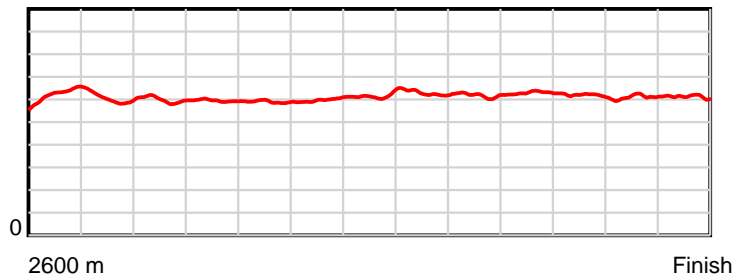
HRNZ and NZMTC and Thoroughbred Ratings Pty Ltd accepts no responsibility for the completeness or accuracy of any of the information contained herein, and makes no representations about its suitability for any particular purpose. Users should make their own judgements about those matters and/or seek independent advice. You assume all risks associated with use of the data provided on this page.

Race Results

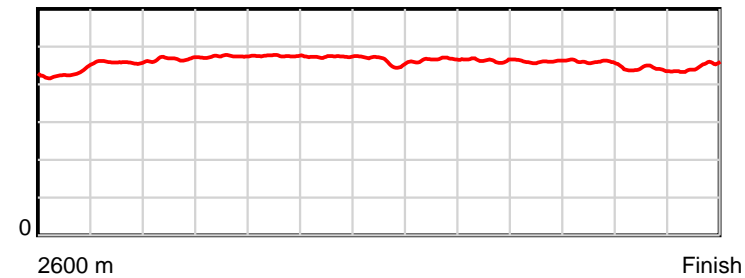
March 23, 2022, Race 6, BEACON BILLBOARDS MOBILE PACE, Distance 2600m, Addington - Survey 3200m

Result	TAB no.	Horse (Barrier)	2200m to	2000m to	1800m to	1600m to	1400m to	1200m to	1000m to	800m to	600m to	400m to	200m to	Total or	Margin
2nd	1	Nikki Noto (1)	2000m	1800m	1600m	1400m	1200m	1000m	800m	600m	400m	200m	WP	Average	
		Position in running (margin)	2(2.2)	2(1.8)	2(2.0)	2(2.4)	2(1.8)	3(2.6)	2(1.2)	2(1.8)	3(1.9)	3(2.5)	2(1.9)		2.80
		Sectional time (s)	15.71	15.97	16.23	15.94	15.08	14.97	15.16	14.73	14.90	14.44	14.72		
		Cumulative time (s)	167.85	152.14	136.17	119.94	104.00	88.92	73.95	58.79	44.06	29.16	14.72	3:16.74	
		Speed (m/s)	12.73	12.52	12.32	12.55	13.26	13.36	13.19	13.58	13.42	13.85	13.59	13.22	
		Stride length (m)	5.94	5.94	5.86	5.94	6.13	6.22	6.11	6.25	6.17	6.10	6.08	6.07	
		Stride duration (s)	0.467	0.474	0.475	0.473	0.462	0.466	0.463	0.461	0.459	0.440	0.447	0.460	
		Stride efficiency (%)	55.22	55.12	53.66	55.10	58.71	60.55	58.35	61.13	59.40	58.16	57.70	57.66	
		Stride count	33.64	33.68	34.13	33.68	32.63	32.13	32.73	31.98	32.44	32.78	32.91	428.02	

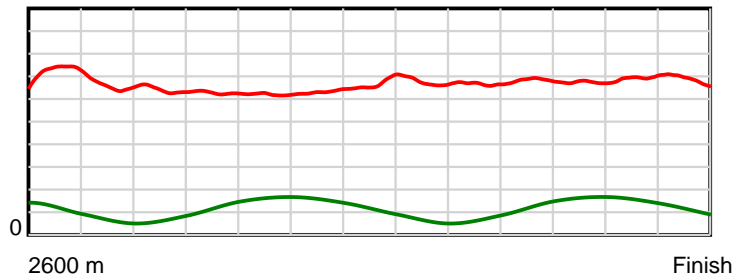
10 m Stride length



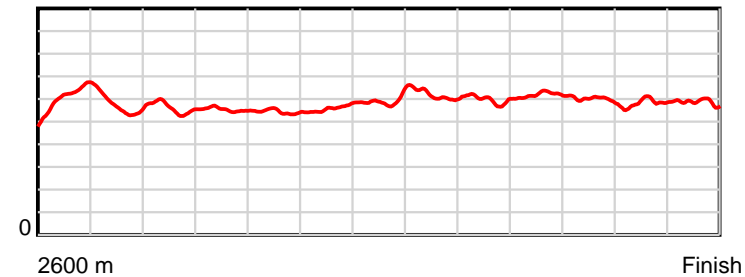
0.6 s Stride duration



20 m/sec Speed



100 % Stride efficiency



Note: Horizontal distance axis grid lines are 200m furlongs.

Disclaimer.

HRNZ and NZMTC and Thoroughbred Ratings Pty Ltd accepts no responsibility for the completeness or accuracy of any of the information contained herein, and makes no representations about its suitability for any particular purpose. Users should make their own judgements about those matters and/or seek independent advice. You assume all risks associated with use of the data provided on this page.



Race Results



March 23, 2022, Race 6, BEACON BILLBOARDS MOBILE PACE, Distance 2600m, Addington - Survey 3200m

Result	TAB no.	Horse (Barrier)	2600 to	2400m to
3rd	8	Dismara (7)	2400m	2200m
		Position in running (margin)	-	7(10.0)
		Sectional time (s)	14.99	14.91
		Cumulative time (s)	197.00	182.01
		Speed (m/s)	13.34	13.41
		Stride length (m)	5.88	5.93
		Stride duration (s)	0.447	0.442
		Stride efficiency (%)	54.07	54.92
		Stride count	34.00	33.74

Disclaimer.

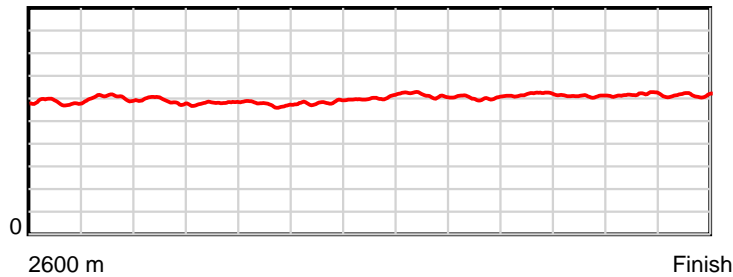
HRNZ and NZMTC and Thoroughbred Ratings Pty Ltd accepts no responsibility for the completeness or accuracy of any of the information contained herein, and makes no representations about its suitability for any particular purpose. Users should make their own judgements about those matters and/or seek independent advice. You assume all risks associated with use of the data provided on this page.

Race Results

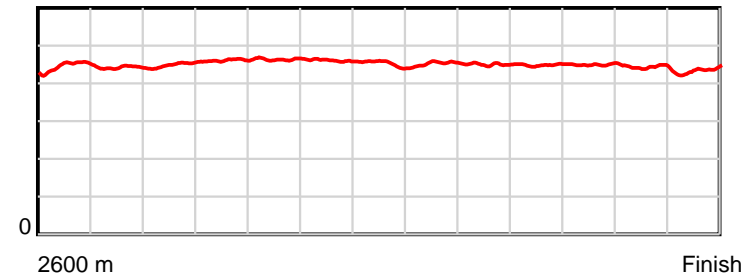
March 23, 2022, Race 6, BEACON BILLBOARDS MOBILE PACE, Distance 2600m, Addington - Survey 3200m

Result	TAB no.	Horse (Barrier)	2200m to	2000m to	1800m to	1600m to	1400m to	1200m to	1000m to	800m to	600m to	400m to	200m to	Total or	Margin
3rd	8	Dismara (7)	2000m	1800m	1600m	1400m	1200m	1000m	800m	600m	400m	200m	WP	Average	
		Position in running (margin)	6(9.4)	5(6.9)	4(6.8)	5(8.4)	6(6.7)	7(7.1)	7(5.5)	7(5.6)	7(5.3)	7(6.4)	8(6.8)		4.10
		Sectional time (s)	15.36	15.93	16.41	15.76	15.02	14.92	15.09	14.67	14.97	14.62	14.35		
		Cumulative time (s)	167.10	151.74	135.81	119.40	103.64	88.62	73.70	58.61	43.94	28.97	14.35	3:17.00	
		Speed (m/s)	13.02	12.55	12.19	12.69	13.32	13.40	13.25	13.63	13.36	13.68	13.94	13.20	
		Stride length (m)	5.85	5.78	5.65	5.84	6.02	6.07	5.97	6.11	6.00	6.06	6.06	5.94	
		Stride duration (s)	0.449	0.461	0.464	0.461	0.452	0.453	0.451	0.448	0.449	0.443	0.434	0.450	
		Stride efficiency (%)	53.41	52.28	49.91	53.37	56.56	57.59	55.73	58.33	56.31	57.30	57.30	55.08	
		Stride count	34.21	34.58	35.39	34.22	33.24	32.94	33.49	32.73	33.32	33.03	33.03	437.92	

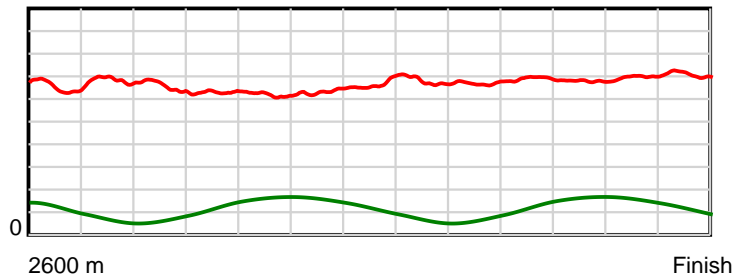
10 m Stride length



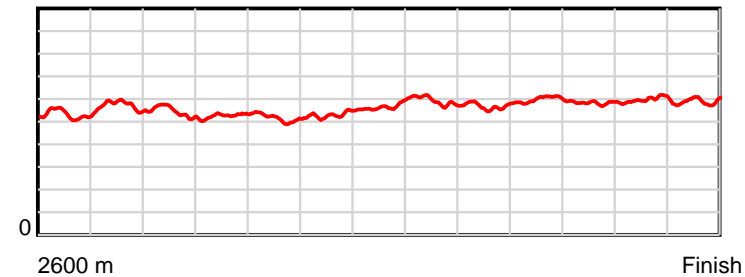
0.6 s Stride duration



20 m/sec Speed



100 % Stride efficiency



Note: Horizontal distance axis grid lines are 200m furlongs.

Disclaimer.

HRNZ and NZMTC and Thoroughbred Ratings Pty Ltd accepts no responsibility for the completeness or accuracy of any of the information contained herein, and makes no representations about its suitability for any particular purpose. Users should make their own judgements about those matters and/or seek independent advice. You assume all risks associated with use of the data provided on this page.



Race Results



March 23, 2022, Race 6, BEACON BILLBOARDS MOBILE PACE, Distance 2600m, Addington - Survey 3200m

Result	TAB no.	Horse (Barrier)	2600 to	2400m to
4th	9	Baileys Diamon... (8)	2400m	2200m
		Position in running (margin)	-	8(10.8)
		Sectional time (s)	15.51	15.28
		Cumulative time (s)	197.08	181.57
		Speed (m/s)	12.89	13.09
		Stride length (m)	5.63	5.72
		Stride duration (s)	0.435	0.437
		Stride efficiency (%)	49.59	51.15
		Stride count	35.50	34.96

Disclaimer.

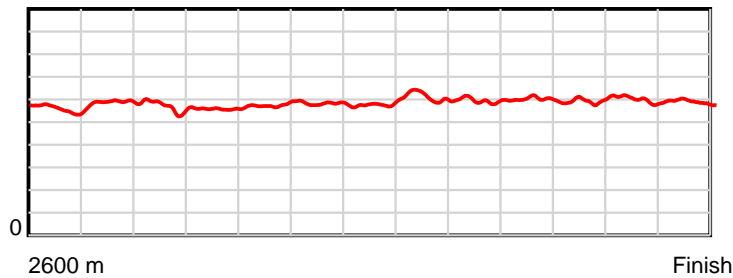
HRNZ and NZMTC and Thoroughbred Ratings Pty Ltd accepts no responsibility for the completeness or accuracy of any of the information contained herein, and makes no representations about its suitability for any particular purpose. Users should make their own judgements about those matters and/or seek independent advice. You assume all risks associated with use of the data provided on this page.

Race Results

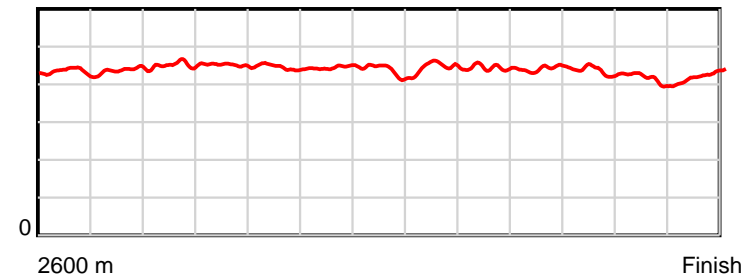
March 23, 2022, Race 6, BEACON BILLBOARDS MOBILE PACE, Distance 2600m, Addington - Survey 3200m

Result	TAB no.	Horse (Barrier)	2200m to	2000m to	1800m to	1600m to	1400m to	1200m to	1000m to	800m to	600m to	400m to	200m to	Total or	Margin
4th	9	Baileys Diamon... (8)	2000m	1800m	1600m	1400m	1200m	1000m	800m	600m	400m	200m	WP	Average	
		Position in running (margin)	8(12.4)	8(14.3)	8(15.7)	8(12.3)	8(7.4)	8(7.7)	8(6.3)	8(7.1)	8(7.0)	8(7.5)	7(4.8)		4.60
		Sectional time (s)	16.10	16.16	15.60	15.22	15.00	14.96	15.19	14.71	14.89	14.08	14.38		
		Cumulative time (s)	166.29	150.19	134.03	118.43	103.21	88.21	73.25	58.06	43.35	28.46	14.38	3:17.08	
		Speed (m/s)	12.42	12.38	12.82	13.14	13.33	13.37	13.17	13.60	13.43	14.20	13.91	13.19	
		Stride length (m)	5.61	5.59	5.71	5.85	5.82	5.98	5.85	6.01	5.84	5.86	5.91	5.79	
		Stride duration (s)	0.451	0.451	0.446	0.445	0.436	0.447	0.444	0.442	0.435	0.413	0.425	0.439	
		Stride efficiency (%)	49.10	48.74	51.02	53.45	52.89	55.79	53.41	56.44	53.35	53.71	54.52	52.47	
		Stride count	35.68	35.81	35.00	34.20	34.38	33.47	34.21	33.28	34.23	34.12	33.86	448.70	

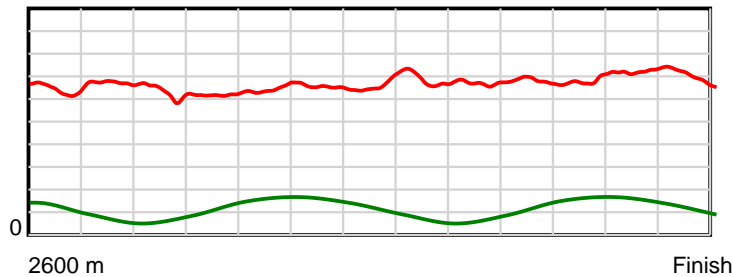
10 m Stride length



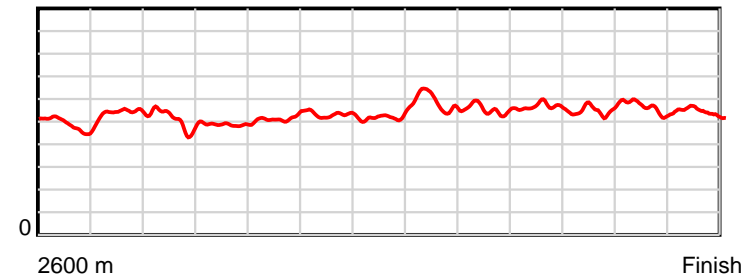
0.6 s Stride duration



20 m/sec Speed



100 % Stride efficiency



Note: Horizontal distance axis grid lines are 200m furlongs.

Disclaimer.

HRNZ and NZMTC and Thoroughbred Ratings Pty Ltd accepts no responsibility for the completeness or accuracy of any of the information contained herein, and makes no representations about its suitability for any particular purpose. Users should make their own judgements about those matters and/or seek independent advice. You assume all risks associated with use of the data provided on this page.



Race Results



March 23, 2022, Race 6, BEACON BILLBOARDS MOBILE PACE, Distance 2600m, Addington - Survey 3200m

Result	TAB no.	Horse (Barrier)	2600 to 2400m	2400m to 2200m
5th	7	Jordy (6)		
		Position in running (margin)	-	6(7.3)
		Sectional time (s)	14.66	15.51
		Cumulative time (s)	197.13	182.47
		Speed (m/s)	13.64	12.89
		Stride length (m)	6.27	6.11
		Stride duration (s)	0.464	0.474
		Stride efficiency (%)	61.39	58.41
		Stride count	31.91	32.71

Disclaimer.

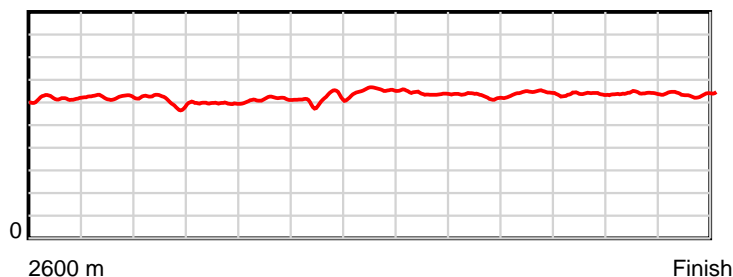
HRNZ and NZMTC and Thoroughbred Ratings Pty Ltd accepts no responsibility for the completeness or accuracy of any of the information contained herein, and makes no representations about its suitability for any particular purpose. Users should make their own judgements about those matters and/or seek independent advice. You assume all risks associated with use of the data provided on this page.

Race Results

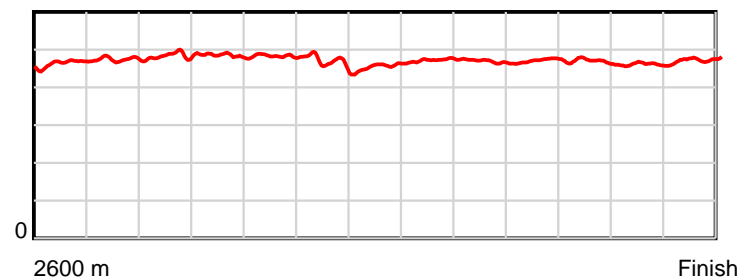
March 23, 2022, Race 6, BEACON BILLBOARDS MOBILE PACE, Distance 2600m, Addington - Survey 3200m

Result	TAB no.	Horse (Barrier)	2200m to	2000m to	1800m to	1600m to	1400m to	1200m to	1000m to	800m to	600m to	400m to	200m to	Total or	Margin
5th	7	Jordy (6)	2000m	1800m	1600m	1400m	1200m	1000m	800m	600m	400m	200m	WP	Average	
		Position in running (margin)	7(10.3)	7(12.9)	7(13.9)	7(11.8)	7(7.3)	2(1.2)	3(2.2)	3(2.0)	2(1.7)	2(1.0)	3(2.8)		4.90
		Sectional time (s)	16.22	16.09	15.81	15.30	13.93	15.35	15.03	14.67	14.69	14.83	15.04		
		Cumulative time (s)	166.96	150.74	134.65	118.84	103.54	89.61	74.26	59.23	44.56	29.87	15.04	3:17.13	
		Speed (m/s)	12.33	12.43	12.65	13.07	14.36	13.03	13.31	13.63	13.61	13.49	13.30	13.19	
		Stride length (m)	5.97	6.02	6.11	6.10	6.56	6.16	6.24	6.42	6.39	6.22	6.31	6.22	
		Stride duration (s)	0.484	0.484	0.483	0.467	0.457	0.473	0.469	0.471	0.469	0.461	0.475	0.471	
		Stride efficiency (%)	55.71	56.62	58.35	58.14	67.33	59.23	60.77	64.42	63.71	60.37	62.29	60.39	
		Stride count	33.49	33.23	32.73	32.79	30.47	32.49	32.07	31.15	31.32	32.18	31.68	418.22	

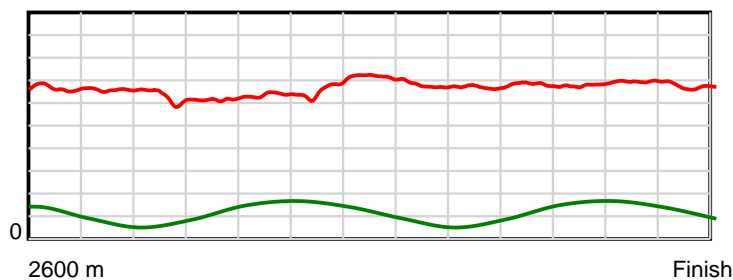
10 m Stride length



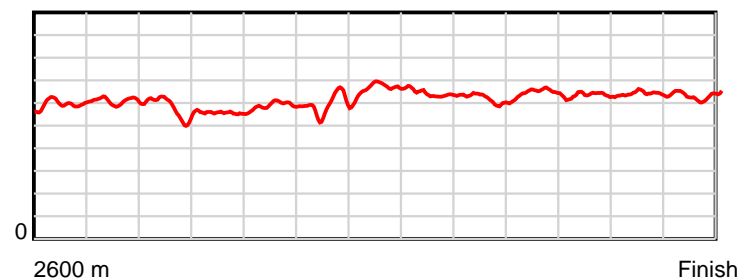
0.6 s Stride duration



20 m/sec Speed



100 % Stride efficiency



Note: Horizontal distance axis grid lines are 200m furlongs.

Disclaimer.

HRNZ and NZMTC and Thoroughbred Ratings Pty Ltd accepts no responsibility for the completeness or accuracy of any of the information contained herein, and makes no representations about its suitability for any particular purpose. Users should make their own judgements about those matters and/or seek independent advice. You assume all risks associated with use of the data provided on this page.



Race Results



March 23, 2022, Race 6, BEACON BILLBOARDS MOBILE PACE, Distance 2600m, Addington - Survey 3200m

Result	TAB no.	Horse (Barrier)	2600 to	2400m to
6th	6	Ultimate Bird (5)	2400m	2200m
		Position in running (margin)	-	5(5.6)
		Sectional time (s)	14.57	15.48
		Cumulative time (s)	197.23	182.66
		Speed (m/s)	13.72	12.92
		Stride length (m)	6.10	5.83
		Stride duration (s)	0.442	0.451
		Stride efficiency (%)	58.07	53.15
		Stride count	32.81	34.29

Disclaimer.

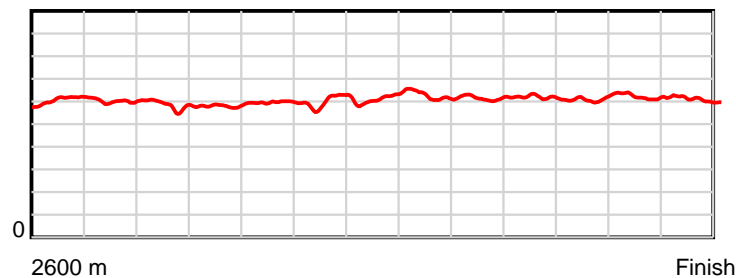
HRNZ and NZMTC and Thoroughbred Ratings Pty Ltd accepts no responsibility for the completeness or accuracy of any of the information contained herein, and makes no representations about its suitability for any particular purpose. Users should make their own judgements about those matters and/or seek independent advice. You assume all risks associated with use of the data provided on this page.

Race Results

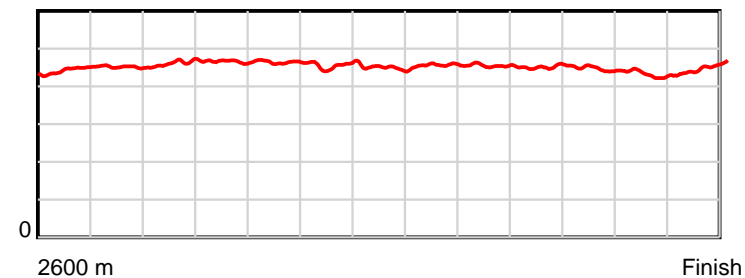
March 23, 2022, Race 6, BEACON BILLBOARDS MOBILE PACE, Distance 2600m, Addington - Survey 3200m

Result	TAB no.	Horse (Barrier)	2200m to	2000m to	1800m to	1600m to	1400m to	1200m to	1000m to	800m to	600m to	400m to	200m to	Total or	Margin
6th	6	Ultimate Bird (5)	2000m	1800m	1600m	1400m	1200m	1000m	800m	600m	400m	200m	WP	Average	
		Position in running (margin)	5(8.4)	6(10.2)	6(11.3)	6(9.4)	5(6.3)	6(5.1)	6(4.7)	6(5.2)	6(5.0)	6(5.2)	4(3.9)		5.40
		Sectional time (s)	16.07	16.12	15.84	15.53	14.74	15.14	15.14	14.68	14.83	14.33	14.76		
		Cumulative time (s)	167.18	151.11	134.99	119.15	103.62	88.88	73.74	58.60	43.92	29.09	14.76	3:17.23	
		Speed (m/s)	12.45	12.41	12.63	12.88	13.57	13.21	13.21	13.62	13.49	13.96	13.55	13.18	
		Stride length (m)	5.74	5.77	5.86	5.88	6.09	6.03	6.00	6.15	6.02	6.01	6.09	5.97	
		Stride duration (s)	0.462	0.465	0.464	0.457	0.449	0.456	0.455	0.452	0.446	0.431	0.450	0.453	
		Stride efficiency (%)	51.57	52.11	53.65	54.06	57.89	56.73	56.35	59.16	56.59	56.52	58.04	55.61	
		Stride count	34.81	34.64	34.13	34.00	32.86	33.19	33.31	32.51	33.23	33.26	32.82	435.86	

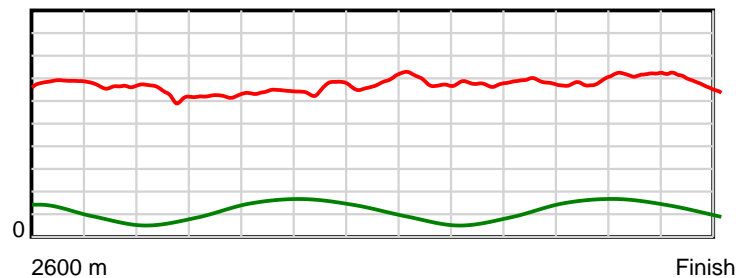
10 m Stride length



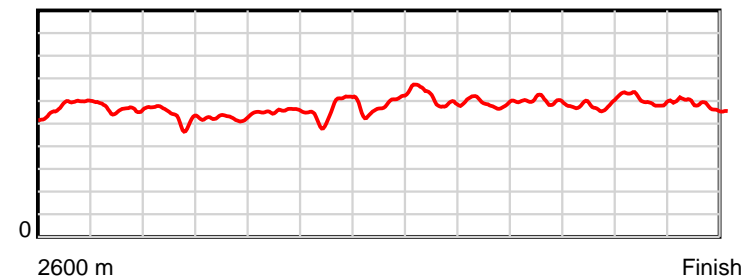
0.6 s Stride duration



20 m/sec Speed



100 % Stride efficiency



Note: Horizontal distance axis grid lines are 200m furlongs.

Disclaimer.

HRNZ and NZMTC and Thoroughbred Ratings Pty Ltd accepts no responsibility for the completeness or accuracy of any of the information contained herein, and makes no representations about its suitability for any particular purpose. Users should make their own judgements about those matters and/or seek independent advice. You assume all risks associated with use of the data provided on this page.



Race Results



March 23, 2022, Race 6, BEACON BILLBOARDS MOBILE PACE, Distance 2600m, Addington - Survey 3200m

Result	TAB no.	Horse (Barrier)	2600 to	2400m to
7th	3	Bolzano (3)	2400m	2200m
		Position in running (margin)	-	3(0.8)
		Sectional time (s)	13.70	15.28
		Cumulative time (s)	197.38	183.68
		Speed (m/s)	14.60	13.09
		Stride length (m)	6.31	5.98
		Stride duration (s)	0.435	0.457
		Stride efficiency (%)	62.24	55.94
		Stride count	31.69	33.43

Disclaimer.

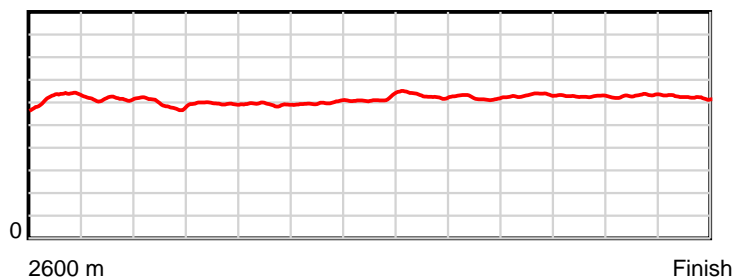
HRNZ and NZMTC and Thoroughbred Ratings Pty Ltd accepts no responsibility for the completeness or accuracy of any of the information contained herein, and makes no representations about its suitability for any particular purpose. Users should make their own judgements about those matters and/or seek independent advice. You assume all risks associated with use of the data provided on this page.

Race Results

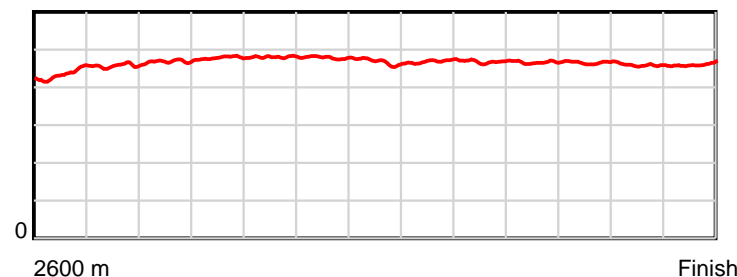
March 23, 2022, Race 6, BEACON BILLBOARDS MOBILE PACE, Distance 2600m, Addington - Survey 3200m

Result	TAB no.	Horse (Barrier)	2200m to	2000m to	1800m to	1600m to	1400m to	1200m to	1000m to	800m to	600m to	400m to	200m to	Total or	Margin
7th	3	Bolzano (3)	2000m	1800m	1600m	1400m	1200m	1000m	800m	600m	400m	200m	WP	Average	
		Position in running (margin)	3(2.5)	3(3.9)	3(4.2)	3(4.1)	3(3.7)	5(4.3)	5(3.8)	5(4.1)	5(3.9)	5(3.9)	6(4.3)		6.30
		Sectional time (s)	16.02	15.99	16.14	15.98	15.04	15.12	15.10	14.69	14.79	14.62	14.91		
		Cumulative time (s)	168.40	152.38	136.39	120.25	104.27	89.23	74.11	59.01	44.32	29.53	14.91	3:17.38	
		Speed (m/s)	12.48	12.51	12.39	12.52	13.30	13.23	13.25	13.61	13.52	13.68	13.41	13.17	
		Stride length (m)	5.86	5.98	5.95	5.99	6.21	6.21	6.20	6.35	6.30	6.27	6.19	6.13	
		Stride duration (s)	0.469	0.479	0.480	0.479	0.467	0.469	0.468	0.466	0.466	0.458	0.461	0.466	
		Stride efficiency (%)	53.62	55.97	55.35	56.10	60.35	60.19	60.04	62.97	62.02	61.39	59.87	58.81	
		Stride count	34.14	33.42	33.61	33.38	32.18	32.22	32.27	31.50	31.75	31.91	32.31	423.81	

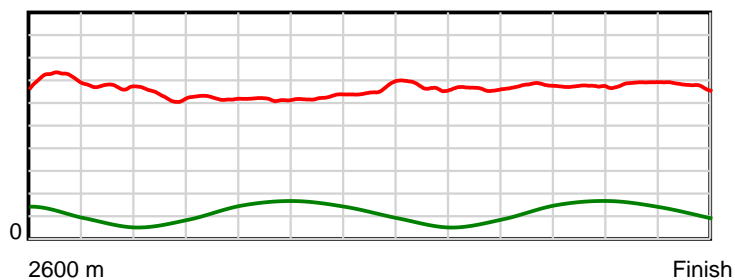
10 m Stride length



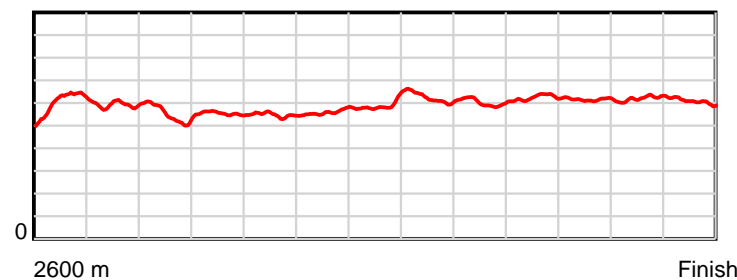
0.6 s Stride duration



20 m/sec Speed



100 % Stride efficiency



Note: Horizontal distance axis grid lines are 200m furlongs.

Disclaimer.

HRNZ and NZMTC and Thoroughbred Ratings Pty Ltd accepts no responsibility for the completeness or accuracy of any of the information contained herein, and makes no representations about its suitability for any particular purpose. Users should make their own judgements about those matters and/or seek independent advice. You assume all risks associated with use of the data provided on this page.



Race Results



March 23, 2022, Race 6, BEACON BILLBOARDS MOBILE PACE, Distance 2600m, Addington - Survey 3200m

Result	TAB no.	Horse (Barrier)	2600 to	2400m to
8th	2	I'll Write The... (2)	2400m	2200m
		Position in running (margin)	-	4(1.4)
		Sectional time (s)	13.77	15.47
		Cumulative time (s)	198.45	184.68
		Speed (m/s)	14.52	12.93
		Stride length (m)	6.35	6.24
		Stride duration (s)	0.440	0.483
		Stride efficiency (%)	63.03	60.87
		Stride count	31.49	32.04

Disclaimer.

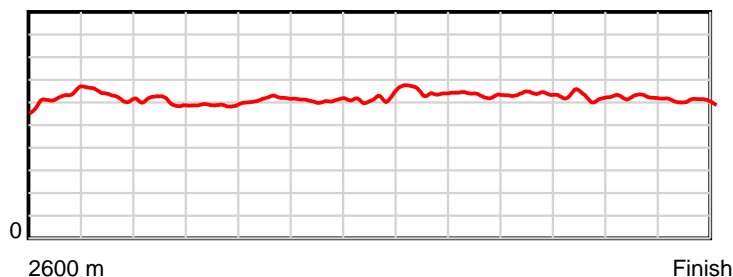
HRNZ and NZMTC and Thoroughbred Ratings Pty Ltd accepts no responsibility for the completeness or accuracy of any of the information contained herein, and makes no representations about its suitability for any particular purpose. Users should make their own judgements about those matters and/or seek independent advice. You assume all risks associated with use of the data provided on this page.

Race Results

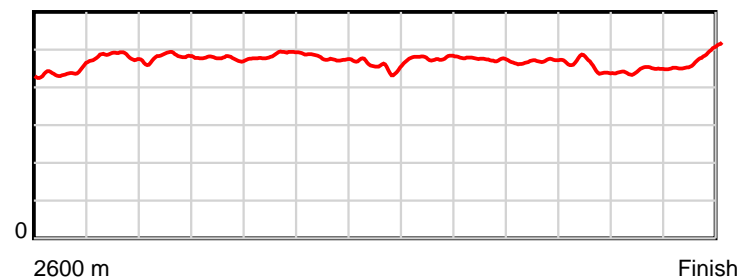
March 23, 2022, Race 6, BEACON BILLBOARDS MOBILE PACE, Distance 2600m, Addington - Survey 3200m

Result	TAB no.	Horse (Barrier)	2200m to	2000m to	1800m to	1600m to	1400m to	1200m to	1000m to	800m to	600m to	400m to	200m to	Total or	Margin
8th	2	I'll Write The... (2)	2000m	1800m	1600m	1400m	1200m	1000m	800m	600m	400m	200m	WP	Average	
		Position in running (margin)	4(4.1)	4(6.1)	5(6.9)	4(5.6)	4(4.6)	4(2.9)	4(2.8)	4(3.0)	4(3.0)	4(3.2)	5(4.3)		12.30
		Sectional time (s)	16.11	16.06	15.95	15.88	14.65	15.19	15.09	14.73	14.82	14.73	16.00		
		Cumulative time (s)	169.21	153.10	137.04	121.09	105.21	90.56	75.37	60.28	45.55	30.73	16.00	3:18.45	
		Speed (m/s)	12.41	12.45	12.54	12.59	13.65	13.17	13.25	13.58	13.50	13.58	12.50	13.10	
		Stride length (m)	5.97	5.94	6.09	6.01	6.25	6.30	6.28	6.37	6.13	6.06	6.02	6.15	
		Stride duration (s)	0.480	0.477	0.486	0.477	0.457	0.478	0.473	0.469	0.454	0.447	0.482	0.469	
		Stride efficiency (%)	55.60	55.08	58.03	56.47	60.98	61.96	61.56	63.41	58.67	57.43	56.59	59.11	
		Stride count	33.53	33.69	32.82	33.27	32.02	31.76	31.86	31.40	32.64	32.99	33.23	422.74	

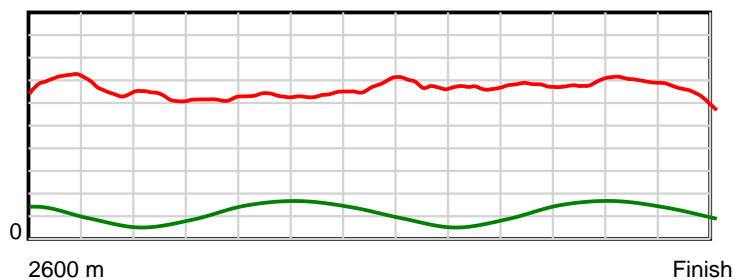
10 m Stride length



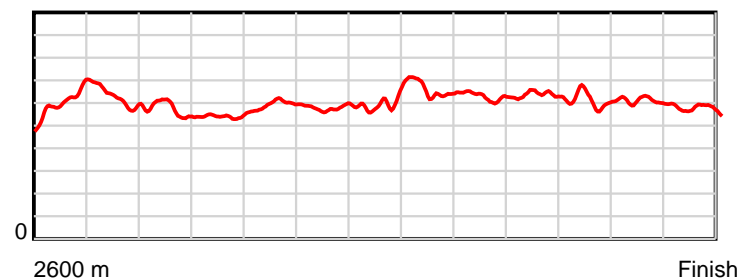
0.6 s Stride duration



20 m/sec Speed



100 % Stride efficiency



Note: Horizontal distance axis grid lines are 200m furlongs.

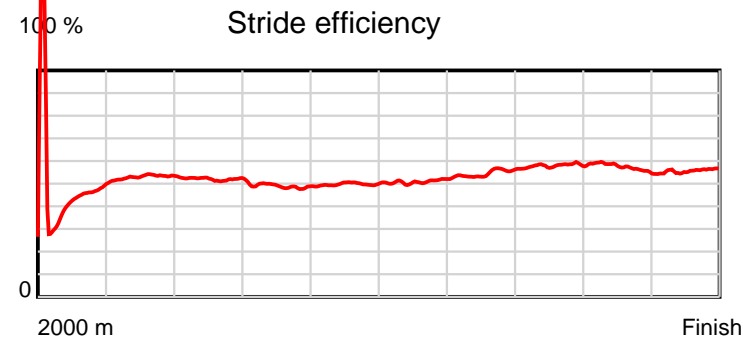
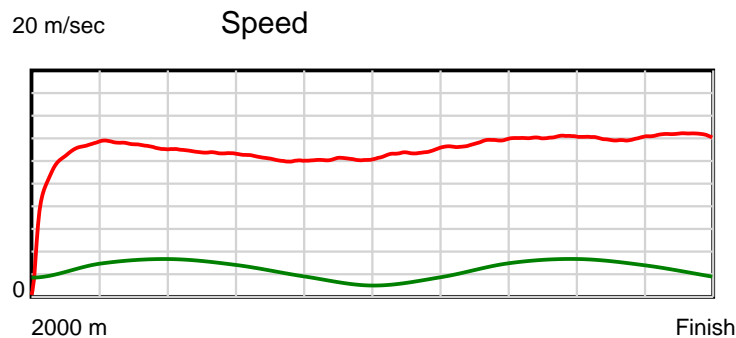
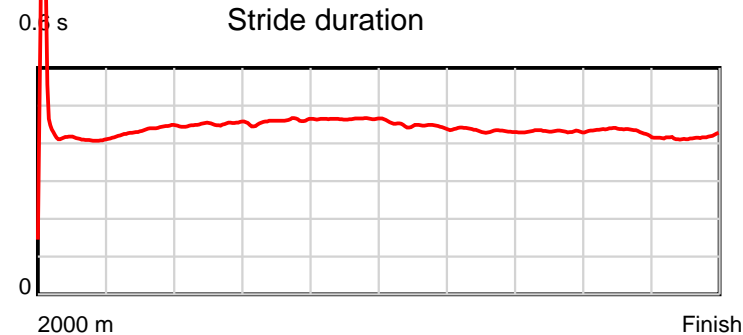
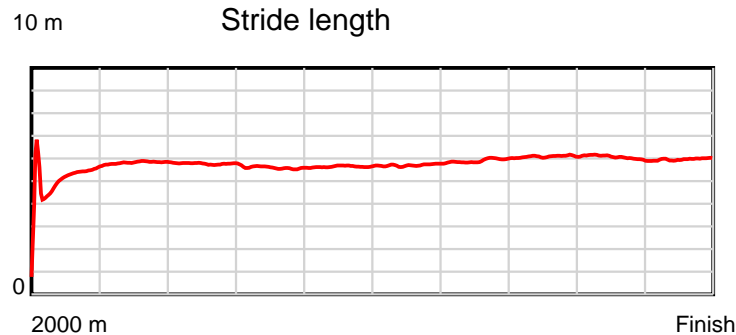
Disclaimer.

HRNZ and NZMTC and Thoroughbred Ratings Pty Ltd accepts no responsibility for the completeness or accuracy of any of the information contained herein, and makes no representations about its suitability for any particular purpose. Users should make their own judgements about those matters and/or seek independent advice. You assume all risks associated with use of the data provided on this page.

Race Results

March 23, 2022, Race 7, PHANTOM BILLSTICKERS TROT, Distance 2000m, Addington - Survey 3200m

Result	TAB no.	Horse (Barrier)	2000 to	1800m to	1600m to	1400m to	1200m to	1000m to	800m to	600m to	400m to	200m to	Total or	Margin
1st	2	Kenny Keko (4)	1800m	1600m	1400m	1200m	1000m	800m	600m	400m	200m	WP	Average	
		Position in running (margin)	-	2(4.0)	2(2.9)	2(1.6)	2(1.6)	2(2.1)	2(2.3)	3(2.0)	3(2.0)	2(1.3)		0.00
		Sectional time (s)	16.98	15.08	15.64	16.37	16.58	15.86	14.67	14.40	14.32	14.21		
		Cumulative time (s)	154.11	137.13	122.05	106.41	90.04	73.46	57.60	42.93	28.53	14.21	2:34.11	
		Speed (m/s)	11.78	13.26	12.79	12.22	12.06	12.61	13.63	13.89	13.97	14.07	12.98	
		Stride length (m)	5.14	5.77	5.77	5.60	5.61	5.64	5.92	6.00	6.04	5.86	5.72	
		Stride duration (s)	0.435	0.435	0.451	0.459	0.465	0.447	0.434	0.432	0.432	0.417	0.441	
		Stride efficiency (%)	41.25	51.99	51.95	49.09	49.12	49.73	54.75	56.21	57.04	53.72	51.19	
		Stride count	38.93	34.67	34.69	35.68	35.67	35.45	33.79	33.35	33.10	34.11	349.44	



Note: Horizontal distance axis grid lines are 200m furlongs.

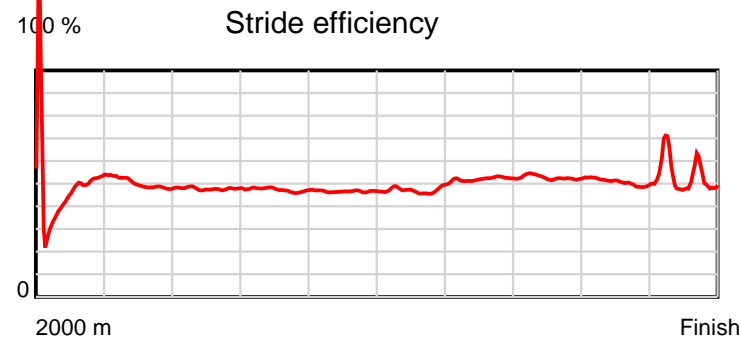
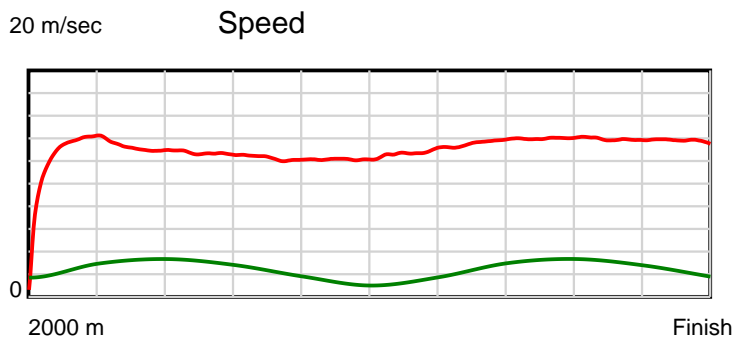
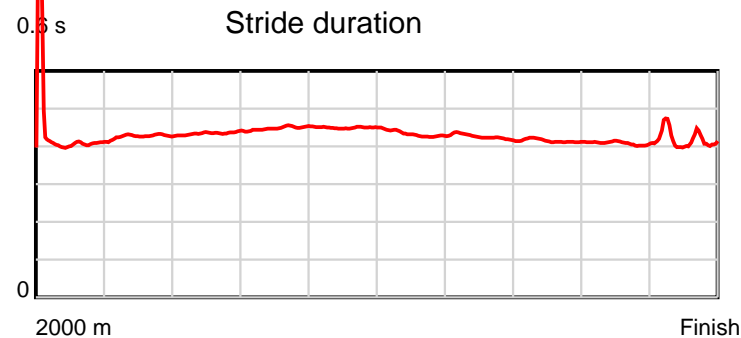
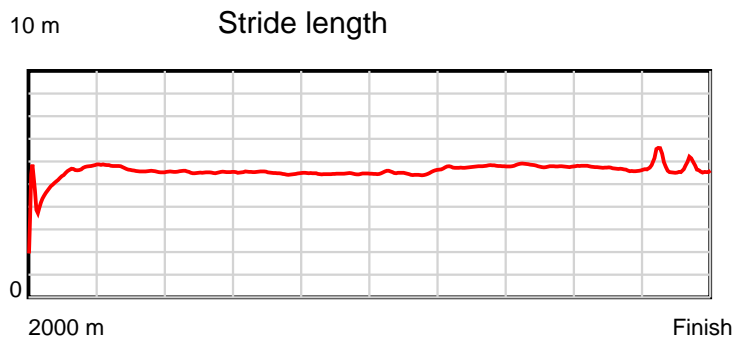
Disclaimer.

HRNZ and NZMTC and Thoroughbred Ratings Pty Ltd accepts no responsibility for the completeness or accuracy of any of the information contained herein, and makes no representations about its suitability for any particular purpose. Users should make their own judgements about those matters and/or seek independent advice. You assume all risks associated with use of the data provided on this page.

Race Results

March 23, 2022, Race 7, PHANTOM BILLSTICKERS TROT, Distance 2000m, Addington - Survey 3200m

Result	TAB no.	Horse (Barrier)	2000 to	1800m to	1600m to	1400m to	1200m to	1000m to	800m to	600m to	400m to	200m to	Total or	Margin
2nd	5	Madeleine Stow... (7)	1800m	1600m	1400m	1200m	1000m	800m	600m	400m	200m	WP	Average	
		Position in running (margin)	-	1(0.0)	1(0.0)	1(0.0)	1(0.0)	1(0.0)	1(0.0)	1(0.0)	1(0.0)	1(0.0)		0.70
		Sectional time (s)	16.36	15.27	15.86	16.36	16.51	15.82	14.72	14.40	14.43	14.52		
		Cumulative time (s)	154.25	137.89	122.62	106.76	90.40	73.89	58.07	43.35	28.95	14.52	2:34.25	
		Speed (m/s)	12.22	13.10	12.61	12.22	12.11	12.64	13.59	13.89	13.86	13.77	12.97	
		Stride length (m)	5.17	5.60	5.48	5.48	5.45	5.46	5.78	5.76	5.66	5.66	5.54	
		Stride duration (s)	0.417	0.427	0.435	0.449	0.449	0.432	0.425	0.415	0.409	0.411	0.428	
		Stride efficiency (%)	41.70	49.01	46.93	47.00	46.34	46.62	52.21	51.82	50.09	50.11	48.04	
		Stride count	38.71	35.71	36.50	36.47	36.73	36.62	34.60	34.73	35.33	35.32	360.72	



Note: Horizontal distance axis grid lines are 200m furlongs.

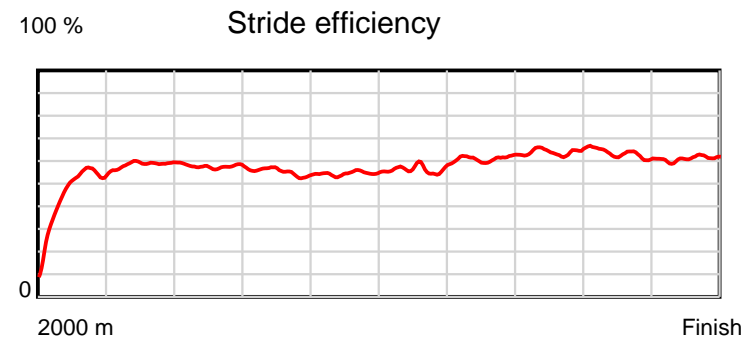
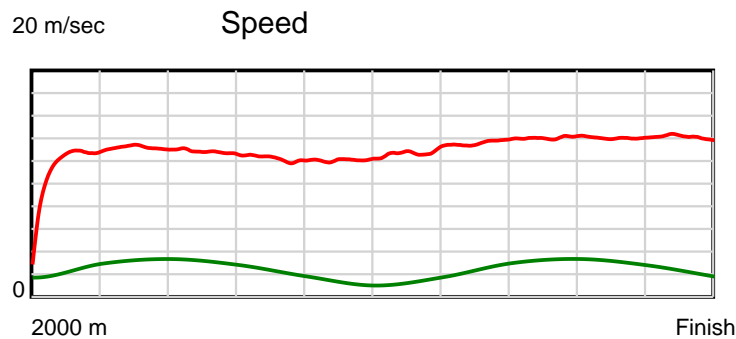
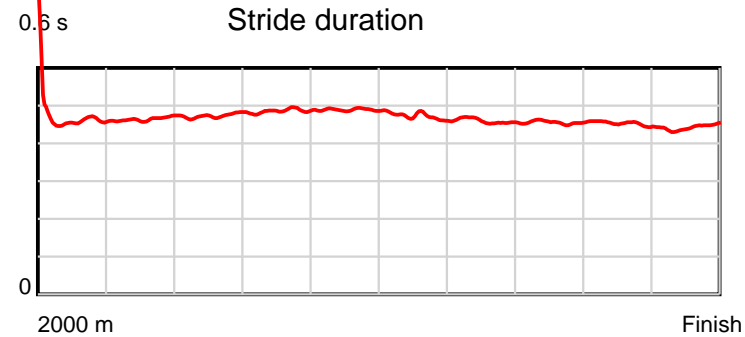
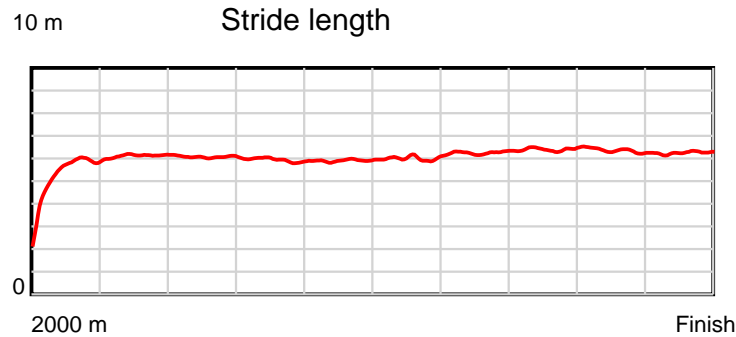
Disclaimer.

HRNZ and NZMTC and Thoroughbred Ratings Pty Ltd accepts no responsibility for the completeness or accuracy of any of the information contained herein, and makes no representations about its suitability for any particular purpose. Users should make their own judgements about those matters and/or seek independent advice. You assume all risks associated with use of the data provided on this page.

Race Results

March 23, 2022, Race 7, PHANTOM BILLSTICKERS TROT, Distance 2000m, Addington - Survey 3200m

Result	TAB no.	Horse (Barrier)	2000 to 1800m	1800m to 1600m	1600m to 1400m	1400m to 1200m	1200m to 1000m	1000m to 800m	800m to 600m	600m to 400m	400m to 200m	200m to WP	Total or Average	Margin
3rd	4	Tres Magnificu... (6)												
		Position in running (margin)	-	3(5.6)	3(6.2)	3(4.6)	3(4.1)	4(3.8)	4(3.7)	4(3.8)	4(3.8)	4(3.7)		2.50
		Sectional time (s)	17.30	15.37	15.58	16.29	16.45	15.81	14.74	14.39	14.43	14.20		
		Cumulative time (s)	154.56	137.26	121.89	106.31	90.02	73.57	57.76	43.02	28.63	14.20	2:34.56	
		Speed (m/s)	11.56	13.01	12.84	12.28	12.16	12.65	13.57	13.90	13.86	14.08	12.94	
		Stride length (m)	5.44	6.05	6.08	5.97	5.94	5.96	6.23	6.34	6.26	6.25	6.04	
		Stride duration (s)	0.463	0.465	0.474	0.486	0.489	0.471	0.459	0.456	0.452	0.443	0.467	
		Stride efficiency (%)	46.32	57.14	57.73	55.63	55.21	55.56	60.66	62.74	61.26	60.97	57.04	
		Stride count	36.73	33.07	32.91	33.52	33.65	33.54	32.10	31.56	31.94	32.02	331.04	



Note: Horizontal distance axis grid lines are 200m furlongs.

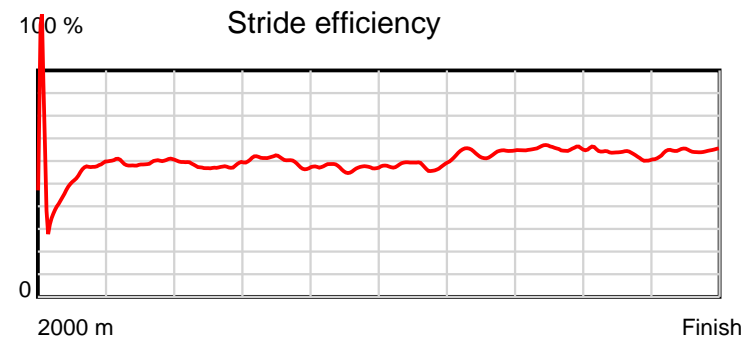
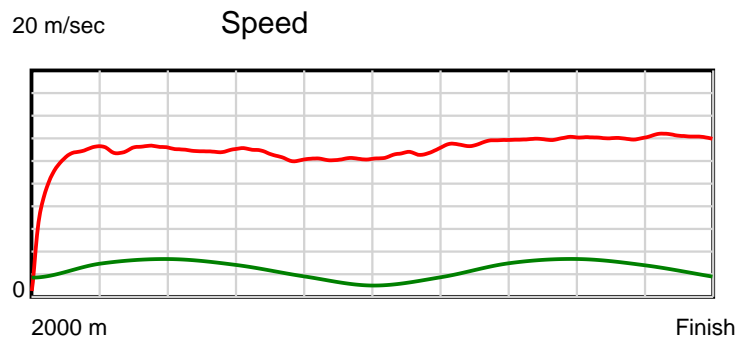
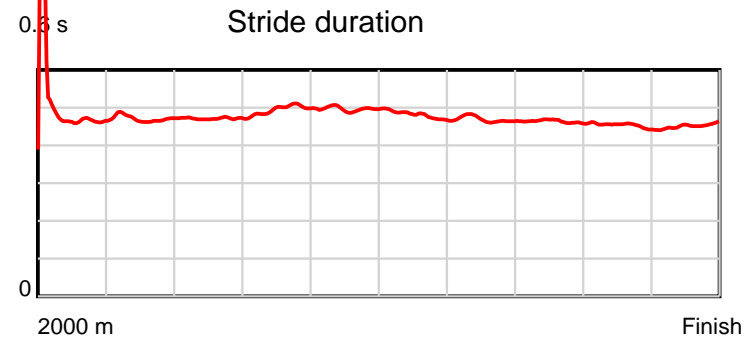
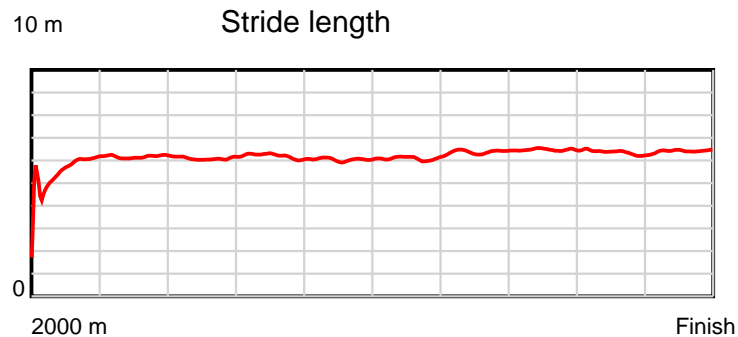
Disclaimer.

HRNZ and NZMTC and Thoroughbred Ratings Pty Ltd accepts no responsibility for the completeness or accuracy of any of the information contained herein, and makes no representations about its suitability for any particular purpose. Users should make their own judgements about those matters and/or seek independent advice. You assume all risks associated with use of the data provided on this page.

Race Results

March 23, 2022, Race 7, PHANTOM BILLSTICKERS TROT, Distance 2000m, Addington - Survey 3200m

Result	TAB no.	Horse (Barrier)	2000 to	1800m to	1600m to	1400m to	1200m to	1000m to	800m to	600m to	400m to	200m to	Total or	Margin
4th	8	DD's Super Stu... (10)	1800m	1600m	1400m	1200m	1000m	800m	600m	400m	200m	WP	Average	
		Position in running (margin)	-	6(10.4)	4(10.6)	4(7.7)	4(5.9)	6(6.2)	6(6.6)	7(6.2)	6(6.5)	6(4.8)		3.20
		Sectional time (s)	18.32	15.30	15.38	16.06	16.56	15.89	14.66	14.45	14.14	13.93		
		Cumulative time (s)	154.69	136.37	121.07	105.69	89.63	73.07	57.18	42.52	28.07	13.93	2:34.69	
		Speed (m/s)	10.92	13.07	13.00	12.45	12.08	12.59	13.64	13.84	14.14	14.36	12.93	
		Stride length (m)	5.50	6.16	6.12	6.18	5.99	6.04	6.40	6.41	6.40	6.51	6.16	
		Stride duration (s)	0.484	0.471	0.471	0.496	0.496	0.480	0.469	0.463	0.453	0.453	0.476	
		Stride efficiency (%)	47.35	59.31	58.61	59.71	56.11	56.99	63.99	64.18	64.08	66.14	59.28	
		Stride count	36.33	32.46	32.66	32.35	33.38	33.12	31.25	31.21	31.23	30.74	324.73	



Note: Horizontal distance axis grid lines are 200m furlongs.

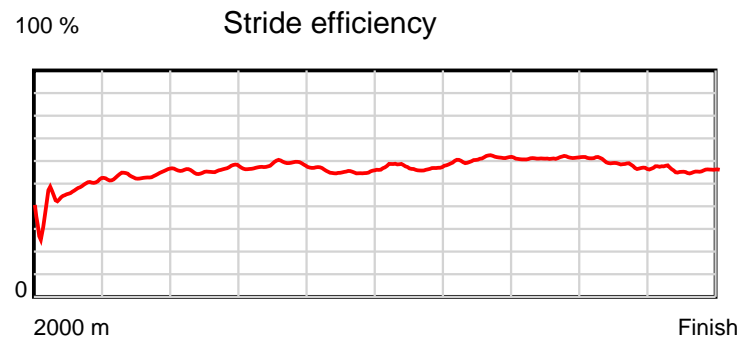
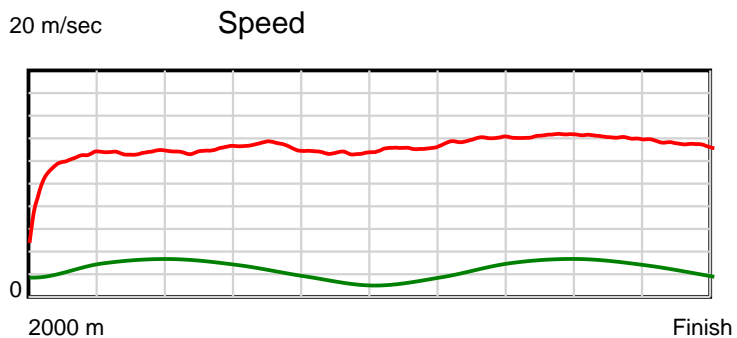
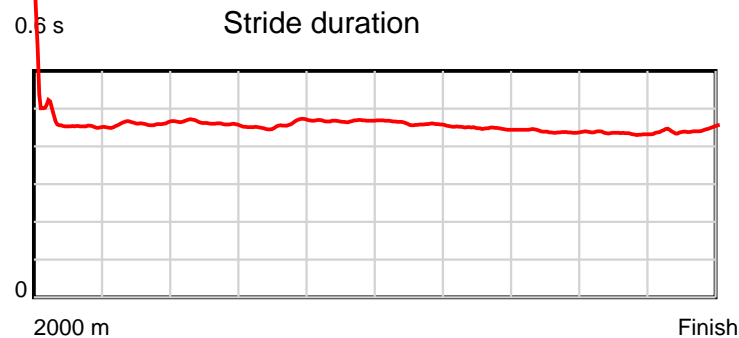
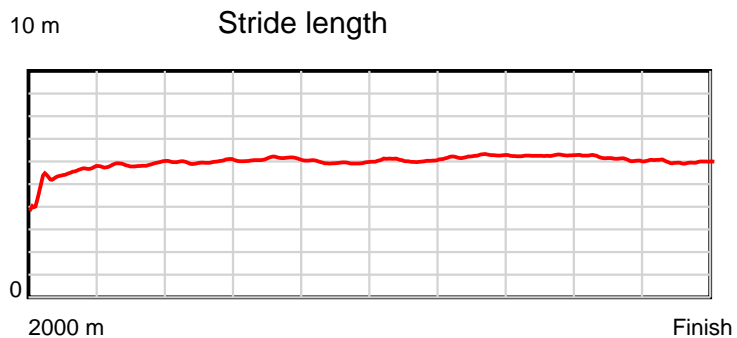
Disclaimer.

HRNZ and NZMTC and Thoroughbred Ratings Pty Ltd accepts no responsibility for the completeness or accuracy of any of the information contained herein, and makes no representations about its suitability for any particular purpose. Users should make their own judgements about those matters and/or seek independent advice. You assume all risks associated with use of the data provided on this page.

Race Results

March 23, 2022, Race 7, PHANTOM BILLSTICKERS TROT, Distance 2000m, Addington - Survey 3200m

Result	TAB no.	Horse (Barrier)	2000 to	1800m to	1600m to	1400m to	1200m to	1000m to	800m to	600m to	400m to	200m to	Total or	Margin
5th	10	Kowhai Sundown (0)	1800m	1600m	1400m	1200m	1000m	800m	600m	400m	200m	WP	Average	
		Position in running (margin)	-	8(14.0)	6(17.0)	6(13.9)	5(6.3)	3(2.9)	3(2.6)	2(1.5)	2(1.7)	3(1.5)		5.70
		Sectional time (s)	18.63	15.77	15.35	15.09	15.95	15.76	14.53	14.45	14.40	15.21		
		Cumulative time (s)	155.14	136.51	120.74	105.39	90.30	74.35	58.59	44.06	29.61	15.21	2:35.14	
		Speed (m/s)	10.73	12.68	13.03	13.25	12.54	12.69	13.76	13.84	13.89	13.15	12.89	
		Stride length (m)	5.42	5.83	6.02	6.06	5.86	5.84	6.17	6.08	6.03	5.84	5.91	
		Stride duration (s)	0.465	0.460	0.462	0.457	0.468	0.460	0.448	0.440	0.435	0.444	0.458	
		Stride efficiency (%)	45.86	53.12	56.64	57.30	53.70	53.36	59.40	57.85	56.91	53.27	54.54	
		Stride count	36.92	34.30	33.22	33.03	34.12	34.23	32.44	32.87	33.14	34.26	338.53	



Note: Horizontal distance axis grid lines are 200m furlongs.

Disclaimer.

HRNZ and NZMTC and Thoroughbred Ratings Pty Ltd accepts no responsibility for the completeness or accuracy of any of the information contained herein, and makes no representations about its suitability for any particular purpose. Users should make their own judgements about those matters and/or seek independent advice. You assume all risks associated with use of the data provided on this page.

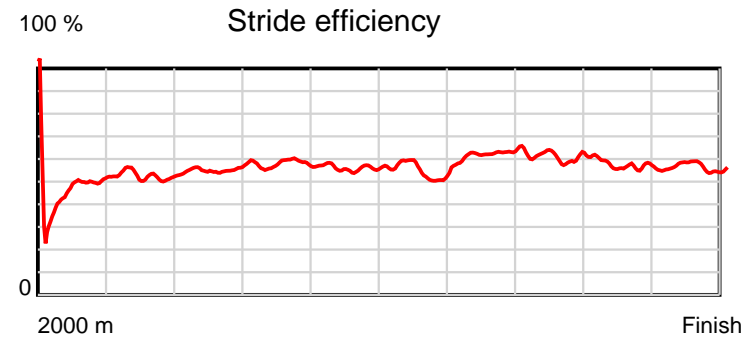
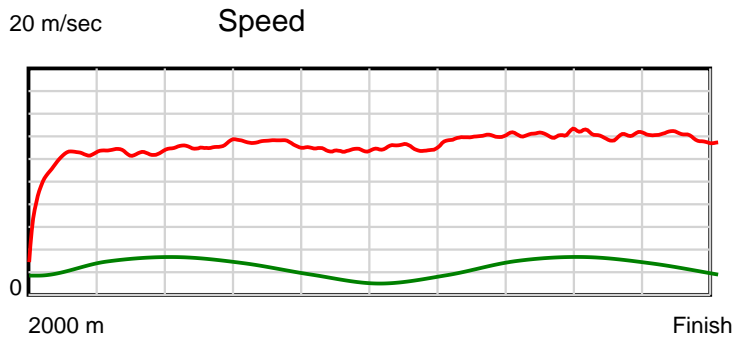
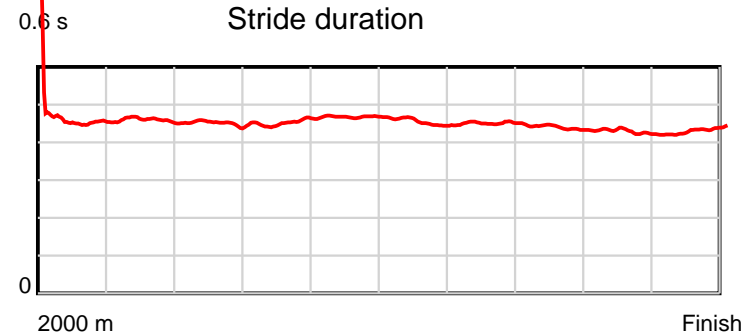
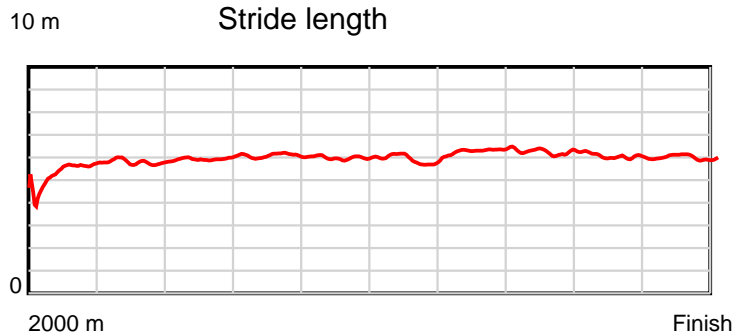


Race Results



March 23, 2022, Race 7, PHANTOM BILLSTICKERS TROT, Distance 2000m, Addington - Survey 3200m

Result	TAB no.	Horse (Barrier)	2000 to	1800m to	1600m to	1400m to	1200m to	1000m to	800m to	600m to	400m to	200m to	Total or	Margin
6th	12	Bill (2)	1800m	1600m	1400m	1200m	1000m	800m	600m	400m	200m	WP	Average	
		Position in running (margin)	-	9(15.6)	7(20.6)	7(16.3)	6(7.7)	5(4.5)	5(5.8)	5(4.1)	5(6.1)	5(4.7)		6.20
		Sectional time (s)	19.16	16.09	15.15	14.93	15.98	16.04	14.44	14.73	14.19	14.52		
		Cumulative time (s)	155.23	136.07	119.98	104.83	89.90	73.92	57.88	43.44	28.71	14.52	2:35.23	
		Speed (m/s)	10.44	12.43	13.20	13.40	12.52	12.47	13.85	13.58	14.09	13.77	12.88	
		Stride length (m)	5.24	5.70	5.95	6.06	5.86	5.65	6.25	5.94	6.03	5.96	5.85	
		Stride duration (s)	0.457	0.459	0.451	0.452	0.468	0.453	0.451	0.438	0.428	0.433	0.454	
		Stride efficiency (%)	42.83	50.84	55.39	57.40	53.58	49.83	61.05	55.19	56.91	55.53	53.51	
		Stride count	38.20	35.06	33.59	33.00	34.16	35.42	32.00	33.65	33.14	33.55	341.77	



Note: Horizontal distance axis grid lines are 200m furlongs.

Disclaimer.

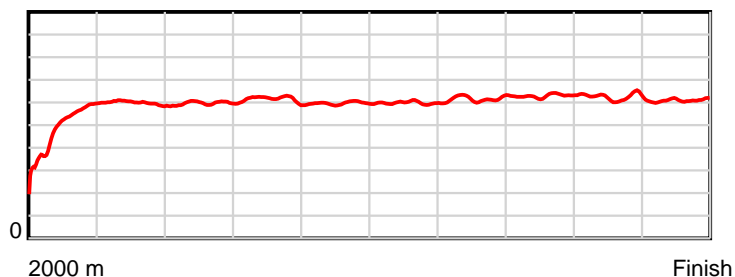
HRNZ and NZMTC and Thoroughbred Ratings Pty Ltd accepts no responsibility for the completeness or accuracy of any of the information contained herein, and makes no representations about its suitability for any particular purpose. Users should make their own judgements about those matters and/or seek independent advice. You assume all risks associated with use of the data provided on this page.

Race Results

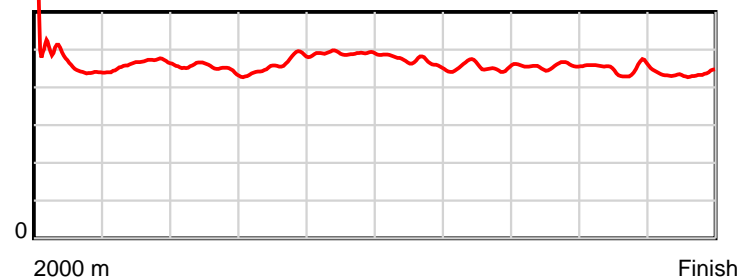
March 23, 2022, Race 7, PHANTOM BILLSTICKERS TROT, Distance 2000m, Addington - Survey 3200m

Result	TAB no.	Horse (Barrier)	2000 to 1800m	1800m to 1600m	1600m to 1400m	1400m to 1200m	1200m to 1000m	1000m to 800m	800m to 600m	600m to 400m	400m to 200m	200m to WP	Total or Average	Margin
7th	1	Ready I Am (3)												
		Position in running (margin)	-	11(20.1)	8(21.9)	8(17.4)	8(9.8)	10(10.8)	10(10.6)	11(10.4)	11(11.4)	11(10.8)		9.90
		Sectional time (s)	19.78	15.58	15.10	15.09	16.68	15.78	14.69	14.57	14.33	14.29		
		Cumulative time (s)	155.89	136.11	120.53	105.43	90.34	73.66	57.88	43.19	28.62	14.29	2:35.89	
		Speed (m/s)	10.11	12.84	13.25	13.25	11.99	12.67	13.61	13.73	13.96	14.00	12.83	
		Stride length (m)	4.77	5.94	5.98	6.12	5.88	5.95	6.19	6.26	6.28	6.09	5.91	
		Stride duration (s)	0.465	0.462	0.451	0.461	0.491	0.469	0.455	0.456	0.450	0.435	0.461	
		Stride efficiency (%)	35.57	55.08	55.84	58.45	54.09	55.28	59.82	61.31	61.71	57.96	54.62	
		Stride count	41.92	33.69	33.46	32.70	33.99	33.62	32.32	31.93	31.83	32.84	338.30	

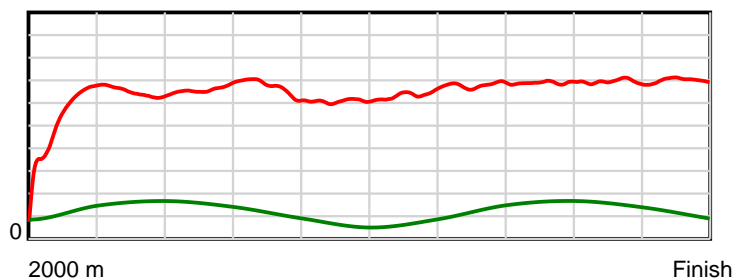
10 m Stride length



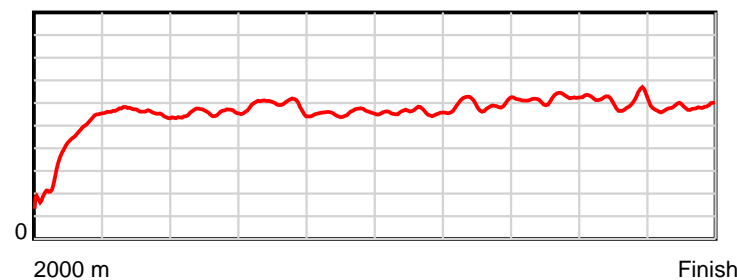
0.6 s Stride duration



20 m/sec Speed



100 % Stride efficiency



Note: Horizontal distance axis grid lines are 200m furlongs.

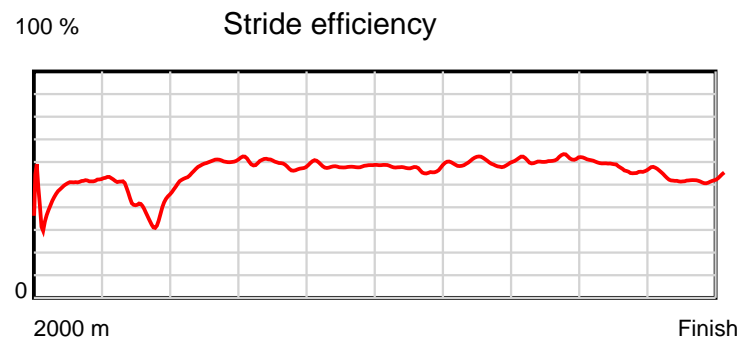
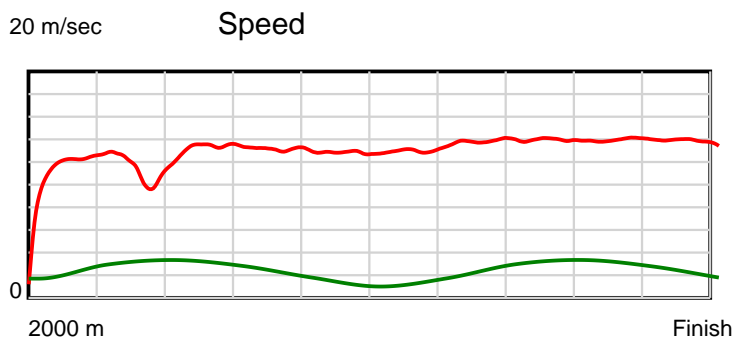
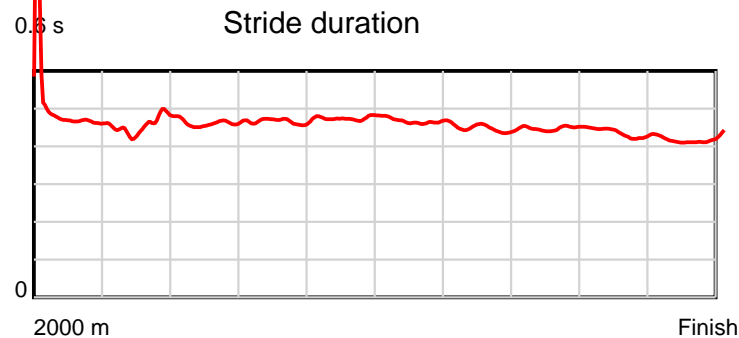
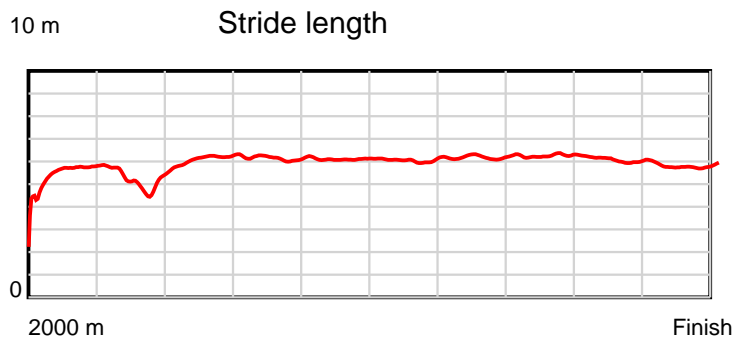
Disclaimer.

HRNZ and NZMTC and Thoroughbred Ratings Pty Ltd accepts no responsibility for the completeness or accuracy of any of the information contained herein, and makes no representations about its suitability for any particular purpose. Users should make their own judgements about those matters and/or seek independent advice. You assume all risks associated with use of the data provided on this page.

Race Results

March 23, 2022, Race 7, PHANTOM BILLSTICKERS TROT, Distance 2000m, Addington - Survey 3200m

Result	TAB no.	Horse (Barrier)	2000 to	1800m to	1600m to	1400m to	1200m to	1000m to	800m to	600m to	400m to	200m to	Total or	Margin
8th	7	Call This Fun (9)	1800m	1600m	1400m	1200m	1000m	800m	600m	400m	200m	WP	Average	
		Position in running (margin)	-	4(8.3)	11(26.0)	12(22.3)	11(15.0)	11(12.1)	11(10.8)	10(9.2)	9(10.1)	10(10.5)		11.10
		Sectional time (s)	17.74	18.23	15.24	15.15	16.01	15.61	14.45	14.55	14.50	14.64		
		Cumulative time (s)	156.12	138.38	120.15	104.91	89.76	73.75	58.14	43.69	29.14	14.64	2:36.12	
		Speed (m/s)	11.27	10.97	13.12	13.20	12.49	12.81	13.84	13.75	13.79	13.66	12.81	
		Stride length (m)	5.49	5.03	6.05	6.16	5.94	5.96	6.18	6.16	5.97	5.73	5.84	
		Stride duration (s)	0.477	0.458	0.461	0.467	0.475	0.465	0.447	0.448	0.433	0.419	0.456	
		Stride efficiency (%)	47.06	39.49	57.27	59.26	55.05	55.44	59.75	59.26	55.64	51.24	53.35	
		Stride count	36.44	39.78	33.04	32.48	33.69	33.58	32.34	32.48	33.52	34.93	342.28	



Note: Horizontal distance axis grid lines are 200m furlongs.

Disclaimer.

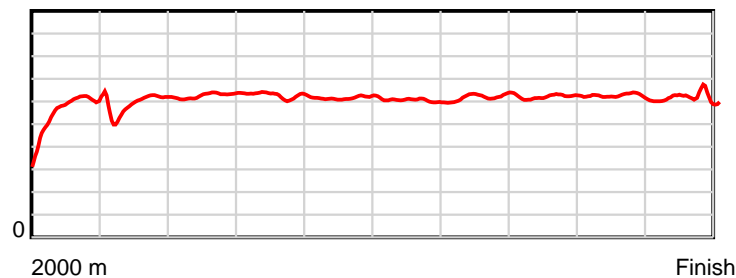
HRNZ and NZMTC and Thoroughbred Ratings Pty Ltd accepts no responsibility for the completeness or accuracy of any of the information contained herein, and makes no representations about its suitability for any particular purpose. Users should make their own judgements about those matters and/or seek independent advice. You assume all risks associated with use of the data provided on this page.

Race Results

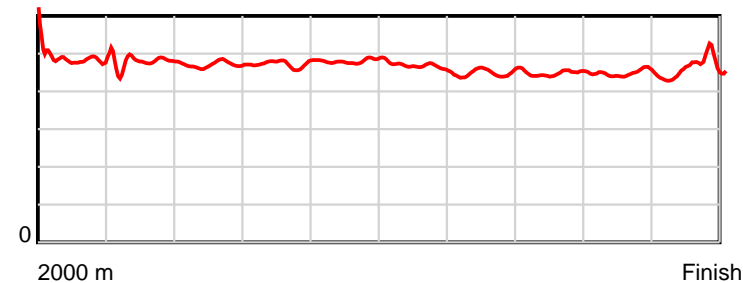
March 23, 2022, Race 7, PHANTOM BILLSTICKERS TROT, Distance 2000m, Addington - Survey 3200m

Result	TAB no.	Horse (Barrier)	2000 to	1800m to	1600m to	1400m to	1200m to	1000m to	800m to	600m to	400m to	200m to	Total or	Margin
9th	11	Wynberg Watch (1)	1800m	1600m	1400m	1200m	1000m	800m	600m	400m	200m	WP	Average	
		Position in running (margin)	-	10(17.9)	10(24.7)	11(20.4)	10(12.6)	9(9.7)	8(8.7)	8(7.1)	8(8.4)	8(9.2)		12.10
		Sectional time (s)	19.30	16.40	15.14	15.06	16.03	15.66	14.45	14.62	14.56	15.08		
		Cumulative time (s)	156.30	137.00	120.60	105.46	90.40	74.37	58.71	44.26	29.64	15.08	2:36.30	
		Speed (m/s)	10.36	12.20	13.21	13.28	12.48	12.77	13.84	13.68	13.74	13.26	12.80	
		Stride length (m)	5.64	5.83	6.21	6.28	6.00	5.93	6.23	6.11	6.15	6.13	6.04	
		Stride duration (s)	0.482	0.478	0.470	0.473	0.481	0.464	0.450	0.447	0.447	0.462	0.472	
		Stride efficiency (%)	49.65	53.14	60.31	61.56	56.30	54.94	60.58	58.31	59.01	58.66	57.08	
		Stride count	35.48	34.30	32.19	31.86	33.32	33.73	32.12	32.74	32.54	32.64	330.92	

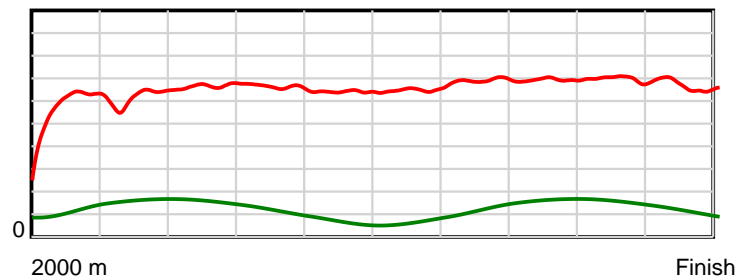
10 m Stride length



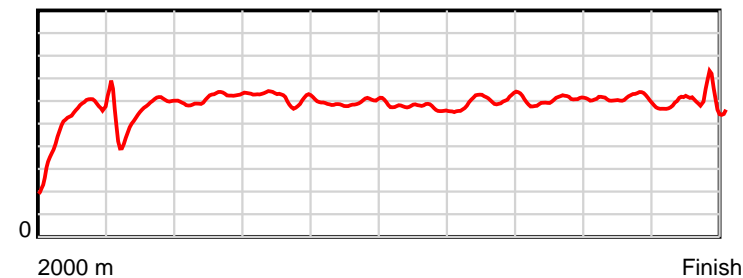
0.6 s Stride duration



20 m/sec Speed



100 % Stride efficiency



Note: Horizontal distance axis grid lines are 200m furlongs.

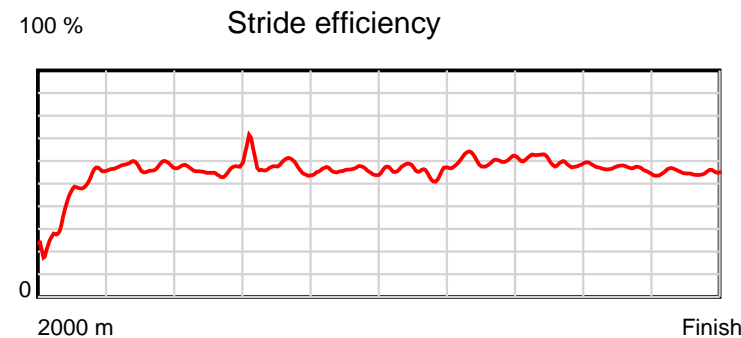
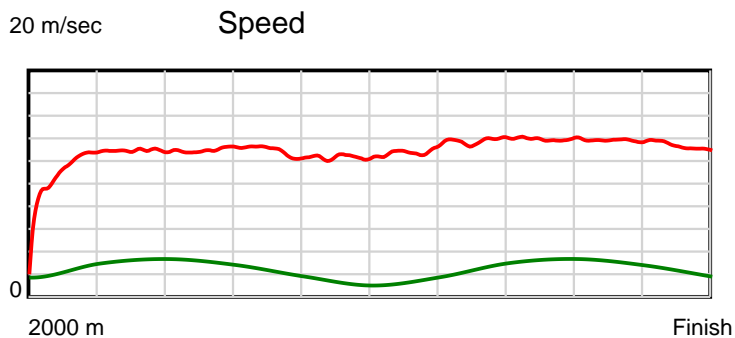
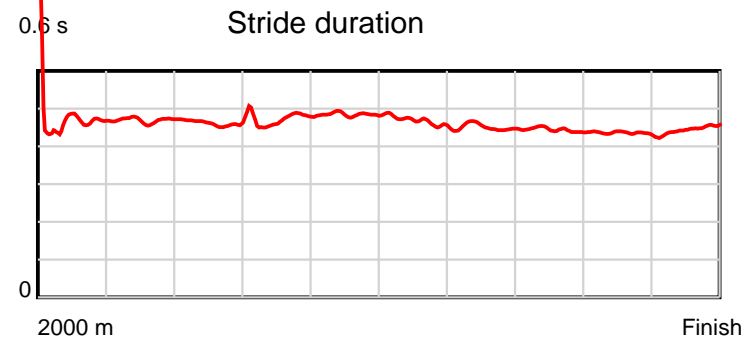
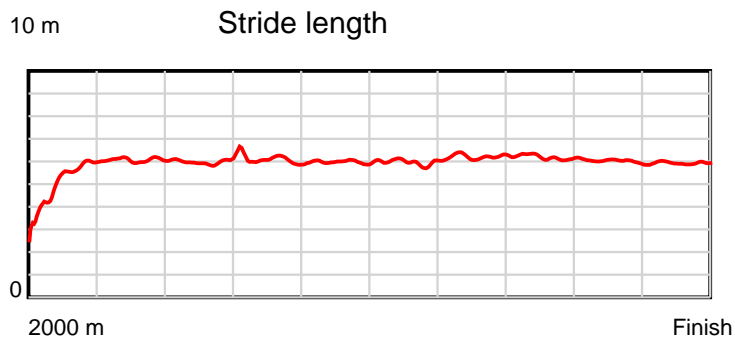
Disclaimer.

HRNZ and NZMTC and Thoroughbred Ratings Pty Ltd accepts no responsibility for the completeness or accuracy of any of the information contained herein, and makes no representations about its suitability for any particular purpose. Users should make their own judgements about those matters and/or seek independent advice. You assume all risks associated with use of the data provided on this page.

Race Results

March 23, 2022, Race 7, PHANTOM BILLSTICKERS TROT, Distance 2000m, Addington - Survey 3200m

Result	TAB no.	Horse (Barrier)	2000 to 1800m	1800m to 1600m	1600m to 1400m	1400m to 1200m	1200m to 1000m	1000m to 800m	800m to 600m	600m to 400m	400m to 200m	200m to WP	Total or Average	Margin
10th	9	South Park (11)												
		Position in running (margin)	-	7(11.8)	5(15.3)	5(12.3)	7(8.2)	8(7.6)	9(9.2)	9(8.5)	10(11.1)	9(9.2)		13.30
		Sectional time (s)	18.34	15.85	15.38	15.68	16.40	16.08	14.61	14.84	14.12	15.20		
		Cumulative time (s)	156.50	138.16	122.31	106.93	91.25	74.85	58.77	44.16	29.32	15.20	2:36.50	
		Speed (m/s)	10.90	12.62	13.00	12.76	12.20	12.44	13.69	13.48	14.16	13.16	12.78	
		Stride length (m)	5.00	5.92	6.02	6.00	5.91	5.79	6.17	5.98	6.15	5.88	5.86	
		Stride duration (s)	0.457	0.469	0.463	0.471	0.485	0.466	0.451	0.444	0.434	0.447	0.459	
		Stride efficiency (%)	39.07	54.85	56.64	56.35	54.63	52.37	59.47	55.88	59.07	54.11	53.74	
		Stride count	40.00	33.76	33.22	33.31	33.83	34.55	32.42	33.44	32.53	33.99	341.05	



Note: Horizontal distance axis grid lines are 200m furlongs.

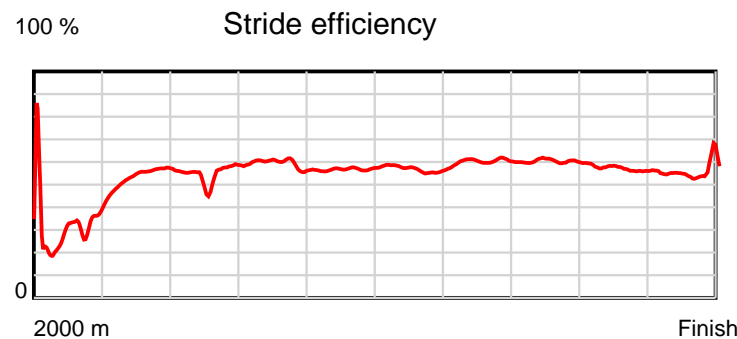
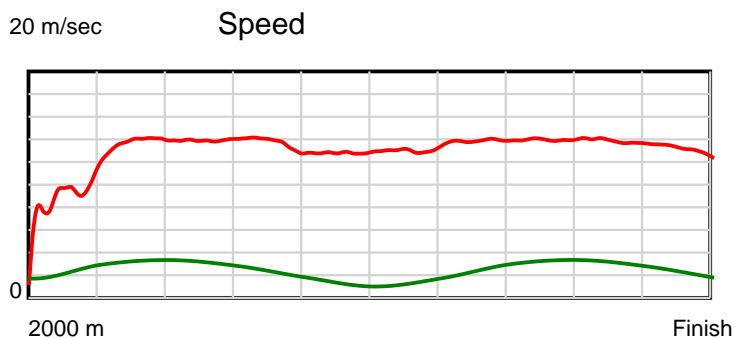
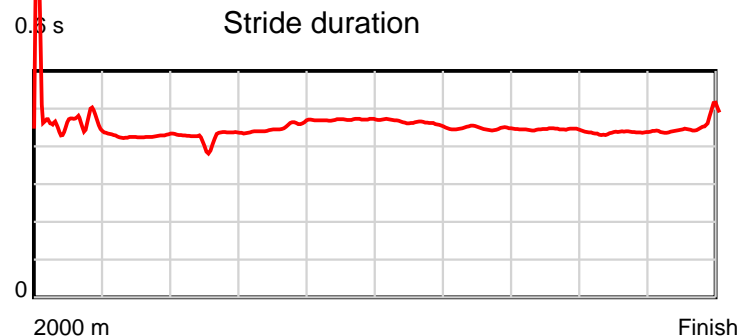
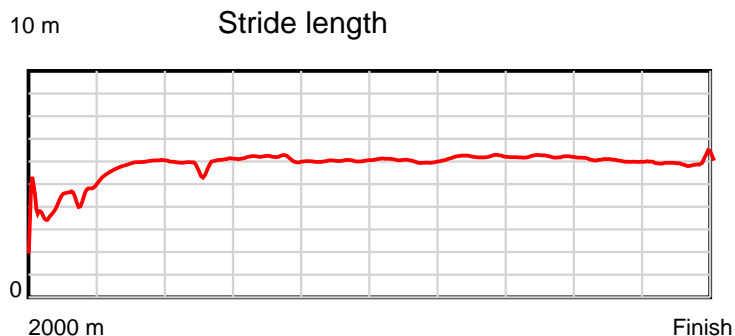
Disclaimer.

HRNZ and NZMTC and Thoroughbred Ratings Pty Ltd accepts no responsibility for the completeness or accuracy of any of the information contained herein, and makes no representations about its suitability for any particular purpose. Users should make their own judgements about those matters and/or seek independent advice. You assume all risks associated with use of the data provided on this page.

Race Results

March 23, 2022, Race 7, PHANTOM BILLSTICKERS TROT, Distance 2000m, Addington - Survey 3200m

Result	TAB no.	Horse (Barrier)	2000 to 1800m	1800m to 1600m	1600m to 1400m	1400m to 1200m	1200m to 1000m	1000m to 800m	800m to 600m	600m to 400m	400m to 200m	200m to WP	Total or Average	Margin
11th	3	Zsahara (5)												
		Position in running (margin)	-	12(33.5)	12(29.5)	10(20.3)	9(10.4)	7(7.5)	7(6.6)	6(4.9)	7(6.6)	7(8.7)		13.90
		Sectional time (s)	22.02	14.59	14.34	14.71	16.01	15.68	14.43	14.68	14.79	15.37		
		Cumulative time (s)	156.62	134.60	120.01	105.67	90.96	74.95	59.27	44.84	30.16	15.37	2:36.62	
		Speed (m/s)	9.08	13.71	13.95	13.60	12.49	12.76	13.86	13.62	13.52	13.01	12.77	
		Stride length (m)	4.24	5.85	5.92	6.12	5.87	5.90	6.20	6.06	5.91	5.90	5.73	
		Stride duration (s)	0.461	0.427	0.424	0.450	0.470	0.462	0.448	0.444	0.437	0.454	0.449	
		Stride efficiency (%)	28.06	53.55	54.69	58.59	53.92	54.36	60.13	57.33	54.55	54.48	51.38	
		Stride count	47.20	34.17	33.81	32.66	34.05	33.91	32.24	33.02	33.85	33.87	348.78	



Note: Horizontal distance axis grid lines are 200m furlongs.

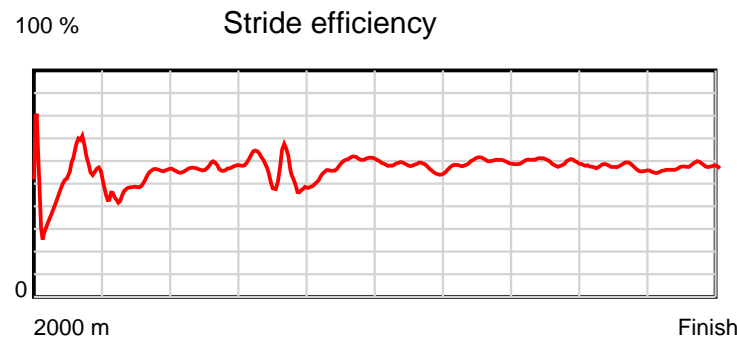
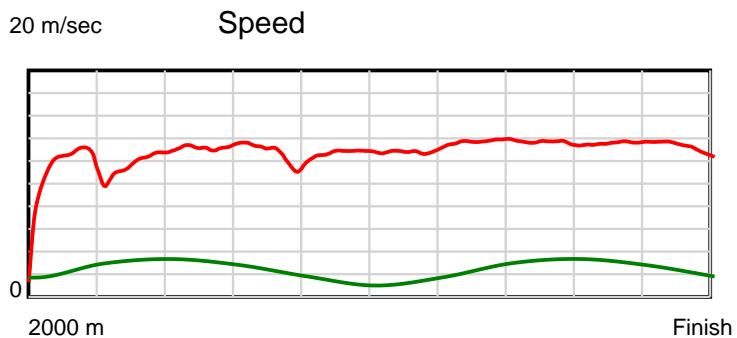
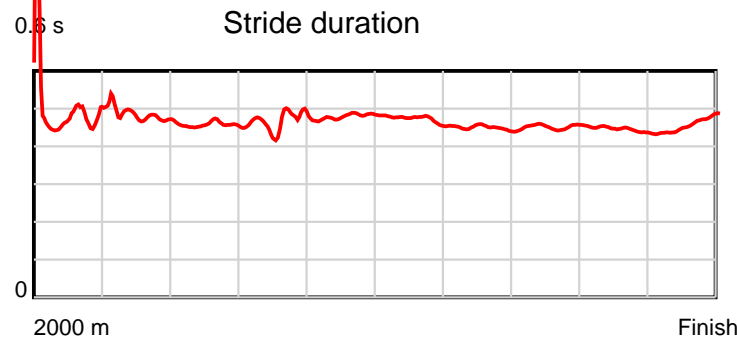
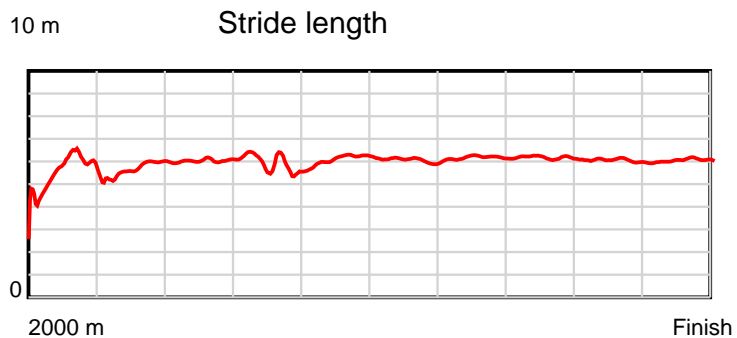
Disclaimer.

HRNZ and NZMTC and Thoroughbred Ratings Pty Ltd accepts no responsibility for the completeness or accuracy of any of the information contained herein, and makes no representations about its suitability for any particular purpose. Users should make their own judgements about those matters and/or seek independent advice. You assume all risks associated with use of the data provided on this page.

Race Results

March 23, 2022, Race 7, PHANTOM BILLSTICKERS TROT, Distance 2000m, Addington - Survey 3200m

Result	TAB no.	Horse (Barrier)	2000 to 1800m	1800m to 1600m	1600m to 1400m	1400m to 1200m	1200m to 1000m	1000m to 800m	800m to 600m	600m to 400m	400m to 200m	200m to WP	Total or Average	Margin
12th	6	Classic Call (8)												
		Position in running (margin)	-	5(8.4)	9(22.8)	9(18.3)	12(16.8)	12(14.0)	12(12.9)	12(11.2)	12(15.1)	12(14.6)		18.50
		Sectional time (s)	17.93	17.67	15.11	16.12	16.03	15.64	14.44	15.04	14.36	15.10		
		Cumulative time (s)	157.44	139.51	121.84	106.73	90.61	74.58	58.94	44.50	29.46	15.10	2:37.44	
		Speed (m/s)	11.15	11.32	13.24	12.41	12.48	12.79	13.85	13.30	13.93	13.25	12.70	
		Stride length (m)	5.43	5.41	6.04	5.75	5.98	6.01	6.21	6.01	6.17	6.10	5.90	
		Stride duration (s)	0.469	0.478	0.456	0.463	0.480	0.470	0.448	0.452	0.443	0.461	0.464	
		Stride efficiency (%)	46.14	45.75	56.92	51.61	55.94	56.49	60.22	56.49	59.47	58.21	54.37	
		Stride count	36.81	36.96	33.14	34.80	33.43	33.26	32.22	33.26	32.42	32.77	339.07	



Note: Horizontal distance axis grid lines are 200m furlongs.

Disclaimer.

HRNZ and NZMTC and Thoroughbred Ratings Pty Ltd accepts no responsibility for the completeness or accuracy of any of the information contained herein, and makes no representations about its suitability for any particular purpose. Users should make their own judgements about those matters and/or seek independent advice. You assume all risks associated with use of the data provided on this page.



Race Results



March 23, 2022, Race 8, FIRST DIRECT TAXIS MOBILE PACE, Distance 2600m, Addington - Survey 3200m

Result	TAB no.	Horse (Barrier)	2600 to	2400m to
1st	5	Kowhai Magic (5)	2400m	2200m
		Position in running (margin)	-	2(2.5)
		Sectional time (s)	13.63	15.88
		Cumulative time (s)	199.64	186.01
		Speed (m/s)	14.67	12.59
		Stride length (m)	6.44	6.00
		Stride duration (s)	0.437	0.476
		Stride efficiency (%)	64.73	56.19
		Stride count	31.08	33.35

Disclaimer.

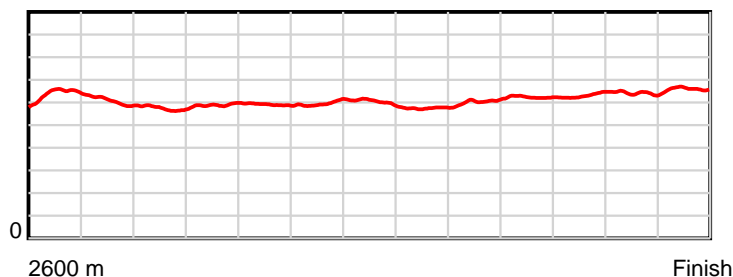
HRNZ and NZMTC and Thoroughbred Ratings Pty Ltd accepts no responsibility for the completeness or accuracy of any of the information contained herein, and makes no representations about its suitability for any particular purpose. Users should make their own judgements about those matters and/or seek independent advice. You assume all risks associated with use of the data provided on this page.

Race Results

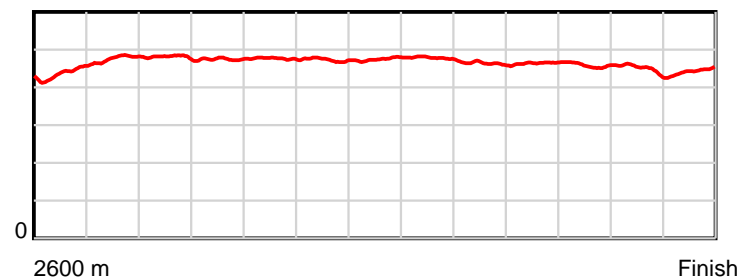
March 23, 2022, Race 8, FIRST DIRECT TAXIS MOBILE PACE, Distance 2600m, Addington - Survey 3200m

Result	TAB no.	Horse (Barrier)	2200m to	2000m to	1800m to	1600m to	1400m to	1200m to	1000m to	800m to	600m to	400m to	200m to	Total or	Margin
1st	5	Kowhai Magic (5)	2000m	1800m	1600m	1400m	1200m	1000m	800m	600m	400m	200m	WP	Average	
		Position in running (margin)	2(1.9)	2(2.6)	2(2.7)	2(1.9)	2(1.7)	2(1.7)	2(1.7)	3(1.9)	3(1.8)	3(1.7)	2(1.4)		0.00
		Sectional time (s)	17.03	16.16	16.26	15.82	15.83	16.61	15.58	14.95	14.63	13.89	13.37		
		Cumulative time (s)	170.13	153.10	136.94	120.68	104.86	89.03	72.42	56.84	41.89	27.26	13.37	3:19.64	
		Speed (m/s)	11.74	12.38	12.30	12.64	12.63	12.04	12.84	13.38	13.67	14.40	14.96	13.02	
		Stride length (m)	5.65	5.87	5.85	5.98	6.00	5.76	5.95	6.21	6.27	6.46	6.64	6.07	
		Stride duration (s)	0.481	0.475	0.476	0.473	0.474	0.478	0.464	0.464	0.458	0.449	0.444	0.466	
		Stride efficiency (%)	49.86	53.92	53.53	55.96	56.18	51.82	55.34	60.28	61.36	65.24	68.90	57.57	
		Stride count	35.41	34.05	34.17	33.42	33.36	34.73	33.61	32.20	31.92	30.95	30.12	428.37	

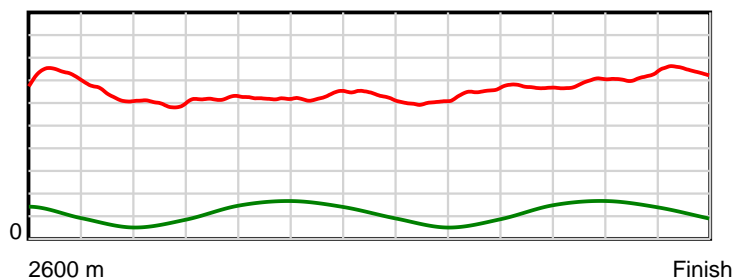
10 m Stride length



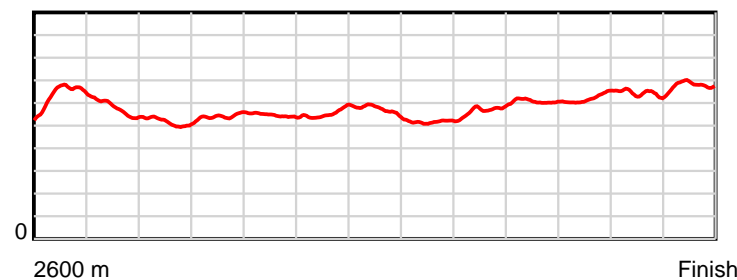
0.6 s Stride duration



20 m/sec Speed



100 % Stride efficiency



Note: Horizontal distance axis grid lines are 200m furlongs.

Disclaimer.

HRNZ and NZMTC and Thoroughbred Ratings Pty Ltd accepts no responsibility for the completeness or accuracy of any of the information contained herein, and makes no representations about its suitability for any particular purpose. Users should make their own judgements about those matters and/or seek independent advice. You assume all risks associated with use of the data provided on this page.



Race Results



March 23, 2022, Race 8, FIRST DIRECT TAXIS MOBILE PACE, Distance 2600m, Addington - Survey 3200m

Result	TAB no.	Horse (Barrier)	2600 to	2400m to
2nd	6	Motor Mouth (6)	2400m	2200m
		Position in running (margin)	-	1(0.0)
		Sectional time (s)	13.02	15.98
		Cumulative time (s)	199.88	186.86
		Speed (m/s)	15.36	12.52
		Stride length (m)	6.73	6.19
		Stride duration (s)	0.443	0.495
		Stride efficiency (%)	70.83	59.93
		Stride count	29.71	32.30

Disclaimer.

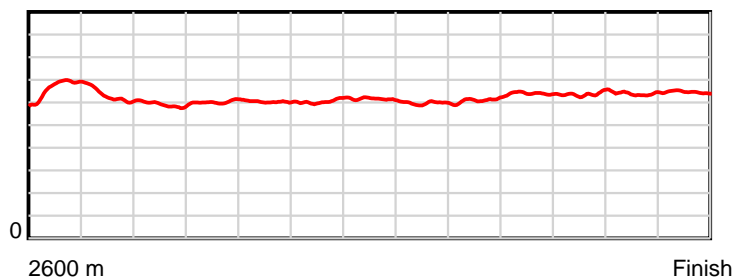
HRNZ and NZMTC and Thoroughbred Ratings Pty Ltd accepts no responsibility for the completeness or accuracy of any of the information contained herein, and makes no representations about its suitability for any particular purpose. Users should make their own judgements about those matters and/or seek independent advice. You assume all risks associated with use of the data provided on this page.

Race Results

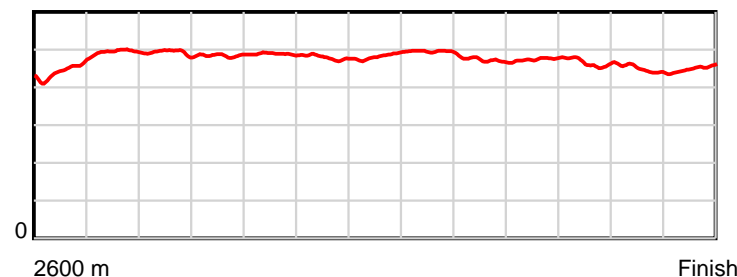
March 23, 2022, Race 8, FIRST DIRECT TAXIS MOBILE PACE, Distance 2600m, Addington - Survey 3200m

Result	TAB no.	Horse (Barrier)	2200m to	2000m to	1800m to	1600m to	1400m to	1200m to	1000m to	800m to	600m to	400m to	200m to	Total or	Margin
2nd	6	Motor Mouth (6)	2000m	1800m	1600m	1400m	1200m	1000m	800m	600m	400m	200m	WP	Average	
		Position in running (margin)	1(0.0)	1(0.0)	1(0.0)	1(0.0)	1(0.0)	1(0.0)	1(0.0)	1(0.0)	1(0.0)	1(0.0)	1(0.0)		1.30
		Sectional time (s)	16.90	16.15	16.39	15.87	15.82	16.61	15.55	14.97	14.64	13.94	14.04		
		Cumulative time (s)	170.88	153.98	137.83	121.44	105.57	89.75	73.14	57.59	42.62	27.98	14.04	3:19.88	
		Speed (m/s)	11.83	12.38	12.20	12.60	12.64	12.04	12.86	13.36	13.66	14.35	14.25	13.01	
		Stride length (m)	5.83	6.00	5.96	6.04	6.10	5.96	6.08	6.34	6.35	6.43	6.42	6.18	
		Stride duration (s)	0.492	0.485	0.488	0.479	0.482	0.495	0.473	0.475	0.465	0.448	0.450	0.475	
		Stride efficiency (%)	53.04	56.26	55.52	57.00	58.11	55.54	57.74	62.77	63.01	64.54	64.33	59.62	
		Stride count	34.33	33.33	33.55	33.11	32.80	33.55	32.90	31.56	31.50	31.12	31.17	420.93	

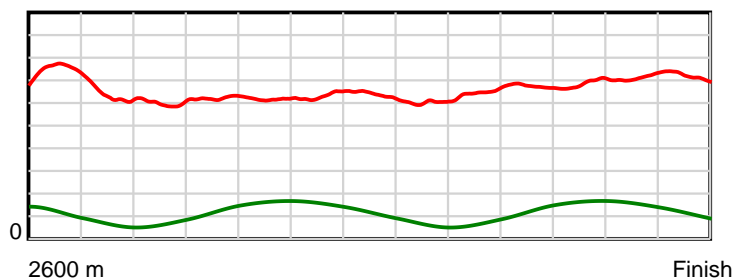
10 m Stride length



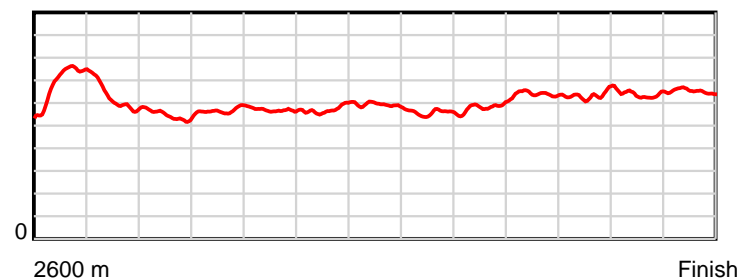
0.6 s Stride duration



20 m/sec Speed



100 % Stride efficiency



Note: Horizontal distance axis grid lines are 200m furlongs.

Disclaimer.

HRNZ and NZMTC and Thoroughbred Ratings Pty Ltd accepts no responsibility for the completeness or accuracy of any of the information contained herein, and makes no representations about its suitability for any particular purpose. Users should make their own judgements about those matters and/or seek independent advice. You assume all risks associated with use of the data provided on this page.



Race Results



March 23, 2022, Race 8, FIRST DIRECT TAXIS MOBILE PACE, Distance 2600m, Addington - Survey 3200m

Result	TAB no.	Horse (Barrier)	2600 to	2400m to
3rd	7	Givemewhatinee... (7)	2400m	2200m
		Position in running (margin)	-	6(9.5)
		Sectional time (s)	14.65	16.93
		Cumulative time (s)	200.03	185.38
		Speed (m/s)	13.65	11.81
		Stride length (m)	6.46	5.80
		Stride duration (s)	0.473	0.491
		Stride efficiency (%)	65.31	52.54
		Stride count	30.94	34.49

Disclaimer.

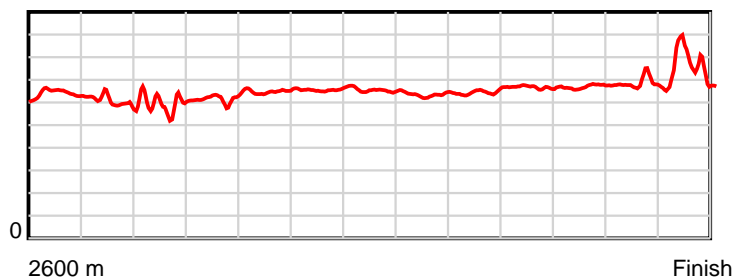
HRNZ and NZMTC and Thoroughbred Ratings Pty Ltd accepts no responsibility for the completeness or accuracy of any of the information contained herein, and makes no representations about its suitability for any particular purpose. Users should make their own judgements about those matters and/or seek independent advice. You assume all risks associated with use of the data provided on this page.

Race Results

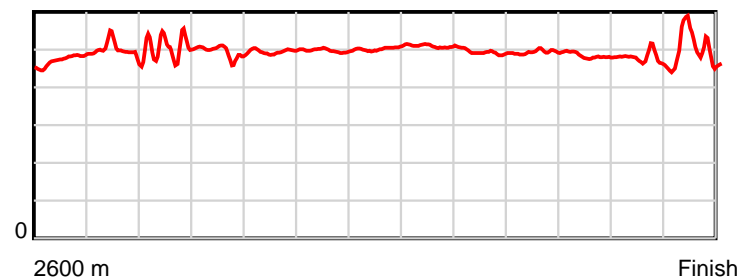
March 23, 2022, Race 8, FIRST DIRECT TAXIS MOBILE PACE, Distance 2600m, Addington - Survey 3200m

Result	TAB no.	Horse (Barrier)	2200m to	2000m to	1800m to	1600m to	1400m to	1200m to	1000m to	800m to	600m to	400m to	200m to	Total or	Margin
3rd	7	Givemewhatinee... (7)	2000m	1800m	1600m	1400m	1200m	1000m	800m	600m	400m	200m	WP	Average	
		Position in running (margin)	8(15.2)	9(17.2)	9(15.8)	9(11.1)	8(8.4)	8(7.3)	7(5.9)	6(5.3)	6(5.0)	6(4.6)	6(4.6)		2.20
		Sectional time (s)	17.23	15.93	15.60	15.42	15.63	16.38	15.46	14.91	14.58	13.94	13.37		
		Cumulative time (s)	168.45	151.22	135.29	119.69	104.27	88.64	72.26	56.80	41.89	27.31	13.37	3:20.03	
		Speed (m/s)	11.61	12.55	12.82	12.97	12.80	12.21	12.94	13.41	13.72	14.35	14.96	13.00	
		Stride length (m)	5.80	6.16	6.36	6.44	6.44	6.21	6.36	6.63	6.61	6.73	7.19	6.38	
		Stride duration (s)	0.499	0.490	0.496	0.497	0.503	0.508	0.491	0.494	0.481	0.469	0.481	0.491	
		Stride efficiency (%)	52.49	59.21	63.16	64.87	64.79	60.21	63.14	68.65	68.19	70.82	80.73	63.56	
		Stride count	34.51	32.49	31.46	31.04	31.06	32.22	31.46	30.17	30.28	29.71	27.83	407.66	

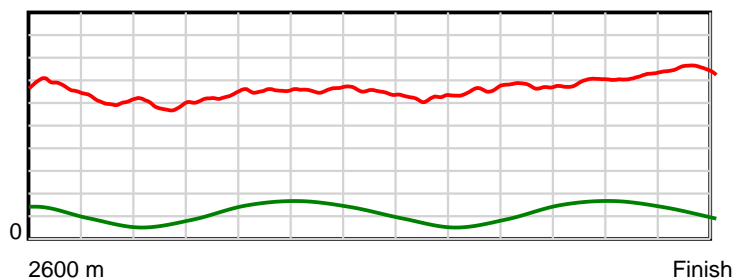
10 m Stride length



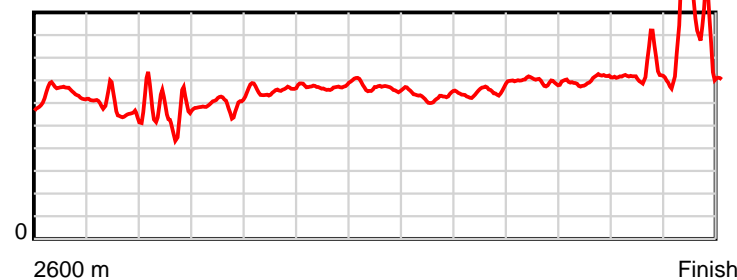
0.6 s Stride duration



20 m/sec Speed



100 % Stride efficiency



Note: Horizontal distance axis grid lines are 200m furlongs.

Disclaimer.

HRNZ and NZMTC and Thoroughbred Ratings Pty Ltd accepts no responsibility for the completeness or accuracy of any of the information contained herein, and makes no representations about its suitability for any particular purpose. Users should make their own judgements about those matters and/or seek independent advice. You assume all risks associated with use of the data provided on this page.



Race Results



March 23, 2022, Race 8, FIRST DIRECT TAXIS MOBILE PACE, Distance 2600m, Addington - Survey 3200m

Result	TAB no.	Horse (Barrier)	2600 to	2400m to
4th	4	Sister's Delig... (4)	2400m	2200m
		Position in running (margin)	-	3(4.1)
		Sectional time (s)	13.77	15.93
		Cumulative time (s)	200.03	186.26
		Speed (m/s)	14.52	12.55
		Stride length (m)	5.78	5.62
		Stride duration (s)	0.402	0.447
		Stride efficiency (%)	52.18	49.34
		Stride count	34.61	35.59

Disclaimer.

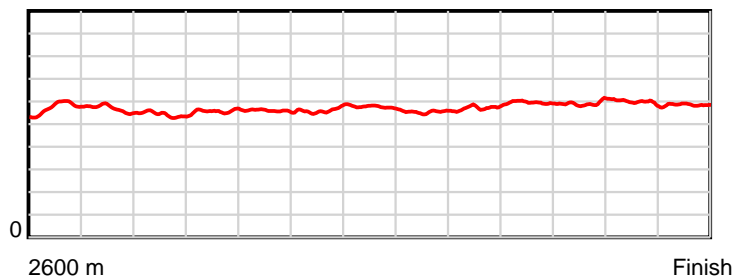
HRNZ and NZMTC and Thoroughbred Ratings Pty Ltd accepts no responsibility for the completeness or accuracy of any of the information contained herein, and makes no representations about its suitability for any particular purpose. Users should make their own judgements about those matters and/or seek independent advice. You assume all risks associated with use of the data provided on this page.

Race Results

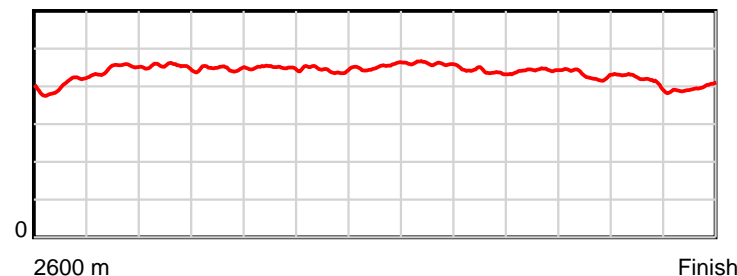
March 23, 2022, Race 8, FIRST DIRECT TAXIS MOBILE PACE, Distance 2600m, Addington - Survey 3200m

Result	TAB no.	Horse (Barrier)	2200m to	2000m to	1800m to	1600m to	1400m to	1200m to	1000m to	800m to	600m to	400m to	200m to	Total or	Margin
4th	4	Sister's Delig... (4)	2000m	1800m	1600m	1400m	1200m	1000m	800m	600m	400m	200m	WP	Average	
		Position in running (margin)	3(3.8)	3(5.0)	3(4.9)	3(4.0)	3(3.4)	3(3.0)	4(3.4)	5(4.4)	5(4.1)	5(3.4)	5(3.0)		2.20
		Sectional time (s)	17.09	16.15	16.23	15.78	15.76	16.67	15.72	14.91	14.53	13.87	13.62		
		Cumulative time (s)	170.33	153.24	137.09	120.86	105.08	89.32	72.65	56.93	42.02	27.49	13.62	3:20.03	
		Speed (m/s)	11.70	12.38	12.32	12.67	12.69	12.00	12.72	13.41	13.76	14.42	14.68	13.00	
		Stride length (m)	5.30	5.54	5.53	5.64	5.74	5.52	5.59	5.93	5.92	6.00	5.82	5.68	
		Stride duration (s)	0.453	0.447	0.449	0.445	0.453	0.460	0.440	0.442	0.430	0.416	0.397	0.437	
		Stride efficiency (%)	43.88	48.00	47.80	49.74	51.55	47.63	48.88	54.96	54.71	56.31	52.96	50.44	
		Stride count	37.74	36.09	36.16	35.45	34.82	36.23	35.76	33.72	33.80	33.32	34.35	457.64	

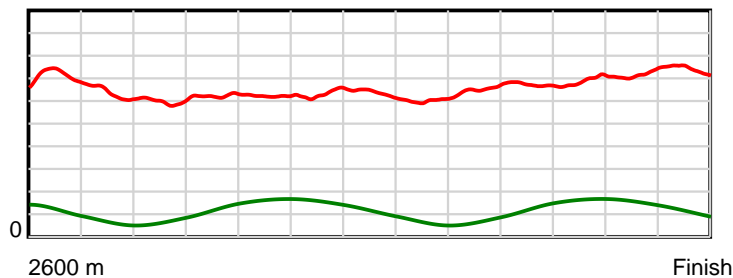
10 m Stride length



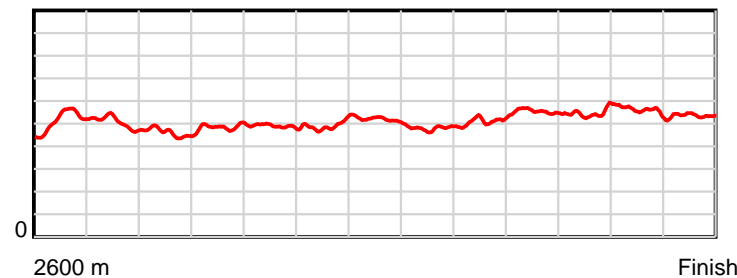
0.6 s Stride duration



20 m/sec Speed



100 % Stride efficiency



Note: Horizontal distance axis grid lines are 200m furlongs.

Disclaimer.

HRNZ and NZMTC and Thoroughbred Ratings Pty Ltd accepts no responsibility for the completeness or accuracy of any of the information contained herein, and makes no representations about its suitability for any particular purpose. Users should make their own judgements about those matters and/or seek independent advice. You assume all risks associated with use of the data provided on this page.



Race Results



March 23, 2022, Race 8, FIRST DIRECT TAXIS MOBILE PACE, Distance 2600m, Addington - Survey 3200m

Result	TAB no.	Horse (Barrier)	2600 to	2400m to
5th	3	Eyecon (3)	2400m	2200m
		Position in running (margin)	-	7(9.9)
		Sectional time (s)	14.57	16.14
		Cumulative time (s)	200.30	185.73
		Speed (m/s)	13.72	12.39
		Stride length (m)	6.03	5.77
		Stride duration (s)	0.441	0.466
		Stride efficiency (%)	56.75	52.07
		Stride count	33.19	34.65

Disclaimer.

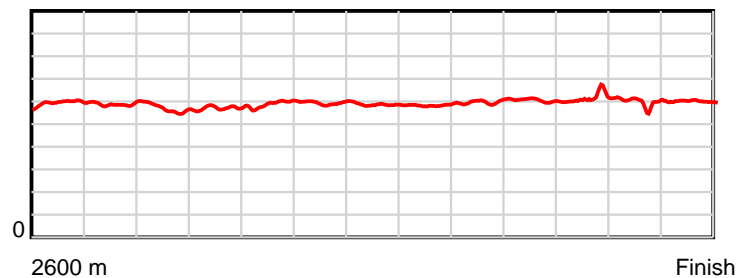
HRNZ and NZMTC and Thoroughbred Ratings Pty Ltd accepts no responsibility for the completeness or accuracy of any of the information contained herein, and makes no representations about its suitability for any particular purpose. Users should make their own judgements about those matters and/or seek independent advice. You assume all risks associated with use of the data provided on this page.

Race Results

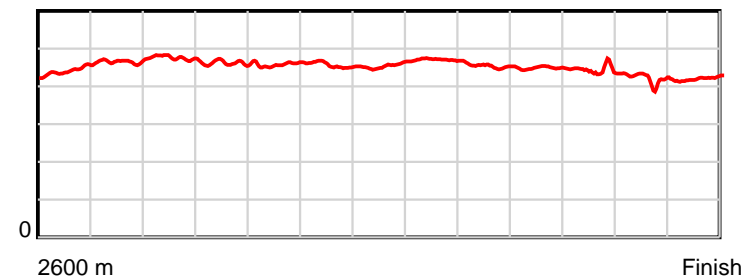
March 23, 2022, Race 8, FIRST DIRECT TAXIS MOBILE PACE, Distance 2600m, Addington - Survey 3200m

Result	TAB no.	Horse (Barrier)	2200m to	2000m to	1800m to	1600m to	1400m to	1200m to	1000m to	800m to	600m to	400m to	200m to	Total or	Margin
5th	3	Eyecon (3)	2000m	1800m	1600m	1400m	1200m	1000m	800m	600m	400m	200m	WP	Average	
		Position in running (margin)	6(10.8)	6(11.5)	6(10.7)	5(7.5)	5(5.3)	4(3.6)	3(1.9)	2(1.7)	2(1.0)	2(1.0)	3(2.2)		3.70
		Sectional time (s)	17.01	16.01	15.85	15.51	15.54	16.33	15.52	14.85	14.63	14.15	14.19		
		Cumulative time (s)	169.59	152.58	136.57	120.72	105.21	89.67	73.34	57.82	42.97	28.34	14.19	3:20.30	
		Speed (m/s)	11.76	12.49	12.62	12.89	12.87	12.25	12.89	13.47	13.67	14.13	14.09	12.98	
		Stride length (m)	5.59	5.76	5.78	5.89	5.85	5.76	5.84	6.04	6.02	5.92	5.94	5.86	
		Stride duration (s)	0.476	0.461	0.458	0.456	0.455	0.470	0.453	0.448	0.440	0.419	0.421	0.451	
		Stride efficiency (%)	48.86	51.87	52.19	54.14	53.53	51.90	53.25	56.93	56.65	54.79	55.12	53.62	
		Stride count	35.77	34.71	34.61	33.98	34.17	34.70	34.26	33.14	33.22	33.78	33.68	443.86	

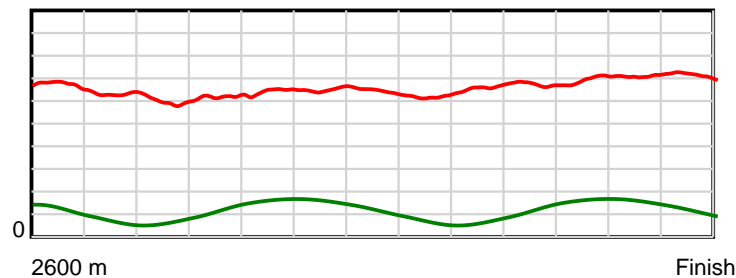
10 m Stride length



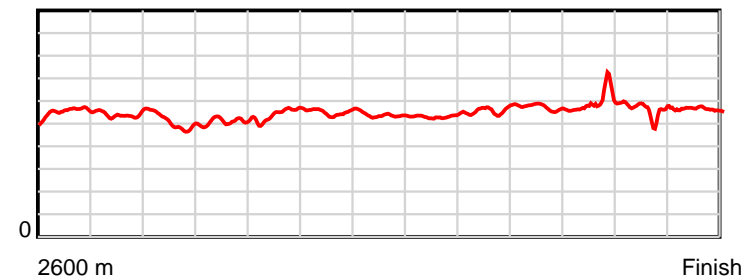
0.6 s Stride duration



20 m/sec Speed



100 % Stride efficiency



Note: Horizontal distance axis grid lines are 200m furlongs.

Disclaimer.

HRNZ and NZMTC and Thoroughbred Ratings Pty Ltd accepts no responsibility for the completeness or accuracy of any of the information contained herein, and makes no representations about its suitability for any particular purpose. Users should make their own judgements about those matters and/or seek independent advice. You assume all risks associated with use of the data provided on this page.



Race Results



March 23, 2022, Race 8, FIRST DIRECT TAXIS MOBILE PACE, Distance 2600m, Addington - Survey 3200m

Result	TAB no.	Horse (Barrier)	2600 to	2400m to
6th	9	The Optimist (0)	2400m	2200m
		Position in running (margin)	-	9(11.9)
		Sectional time (s)	15.11	16.11
		Cumulative time (s)	200.57	185.46
		Speed (m/s)	13.23	12.41
		Stride length (m)	6.50	6.10
		Stride duration (s)	0.482	0.491
		Stride efficiency (%)	66.01	58.11
		Stride count	30.77	32.80

Disclaimer.

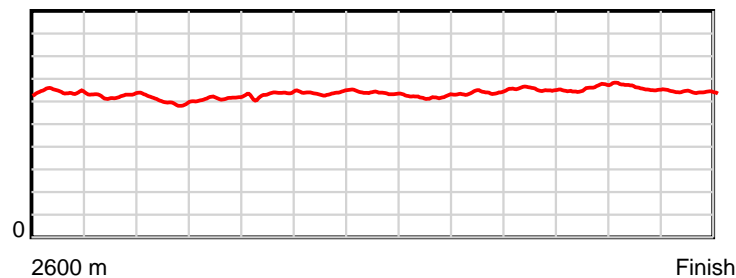
HRNZ and NZMTC and Thoroughbred Ratings Pty Ltd accepts no responsibility for the completeness or accuracy of any of the information contained herein, and makes no representations about its suitability for any particular purpose. Users should make their own judgements about those matters and/or seek independent advice. You assume all risks associated with use of the data provided on this page.

Race Results

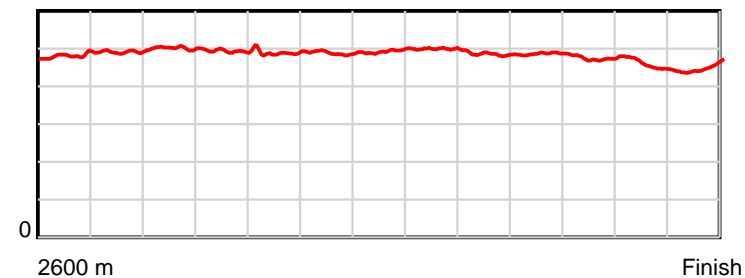
March 23, 2022, Race 8, FIRST DIRECT TAXIS MOBILE PACE, Distance 2600m, Addington - Survey 3200m

Result	TAB no.	Horse (Barrier)	2200m to	2000m to	1800m to	1600m to	1400m to	1200m to	1000m to	800m to	600m to	400m to	200m to	Total or	Margin
6th	9	The Optimist (0)	2000m	1800m	1600m	1400m	1200m	1000m	800m	600m	400m	200m	WP	Average	
		Position in running (margin)	7(12.7)	7(13.1)	7(12.9)	7(9.3)	6(6.9)	6(5.3)	5(3.6)	4(3.4)	4(3.3)	4(2.9)	4(2.6)		5.20
		Sectional time (s)	16.97	16.13	15.77	15.48	15.55	16.33	15.52	14.96	14.58	13.89	14.17		
		Cumulative time (s)	169.35	152.38	136.25	120.48	105.00	89.45	73.12	57.60	42.64	28.06	14.17	3:20.57	
		Speed (m/s)	11.79	12.40	12.68	12.92	12.86	12.25	12.89	13.37	13.72	14.40	14.11	12.96	
		Stride length (m)	5.91	6.12	6.21	6.31	6.34	6.11	6.25	6.50	6.51	6.56	6.35	6.28	
		Stride duration (s)	0.501	0.493	0.490	0.488	0.493	0.499	0.485	0.486	0.474	0.456	0.450	0.485	
		Stride efficiency (%)	54.56	58.48	60.23	62.17	62.76	58.36	61.11	66.04	66.16	67.30	63.04	61.70	
		Stride count	33.85	32.69	32.22	31.71	31.56	32.73	31.98	30.77	30.74	30.48	31.49	413.79	

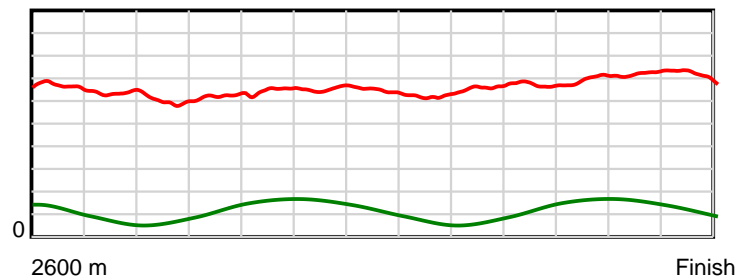
10 m Stride length



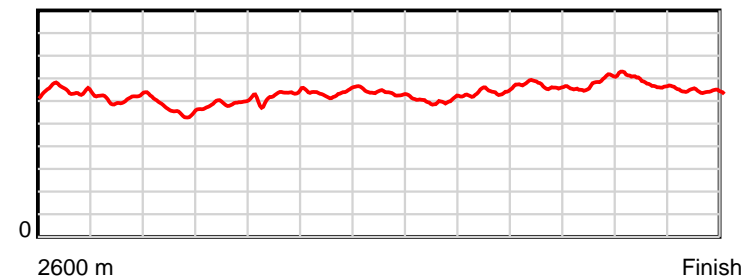
0.6 s Stride duration



20 m/sec Speed



100 % Stride efficiency



Note: Horizontal distance axis grid lines are 200m furlongs.

Disclaimer.

HRNZ and NZMTC and Thoroughbred Ratings Pty Ltd accepts no responsibility for the completeness or accuracy of any of the information contained herein, and makes no representations about its suitability for any particular purpose. Users should make their own judgements about those matters and/or seek independent advice. You assume all risks associated with use of the data provided on this page.



Race Results



March 23, 2022, Race 8, FIRST DIRECT TAXIS MOBILE PACE, Distance 2600m, Addington - Survey 3200m

Result	TAB no.	Horse (Barrier)	2600 to	2400m to
7th	1	Will He Rock (1)	2400m	2200m
		Position in running (margin)	-	4(7.6)
		Sectional time (s)	14.20	15.77
		Cumulative time (s)	200.90	186.70
		Speed (m/s)	14.08	12.68
		Stride length (m)	6.29	6.00
		Stride duration (s)	0.452	0.473
		Stride efficiency (%)	61.90	56.33
		Stride count	31.78	33.31

Disclaimer.

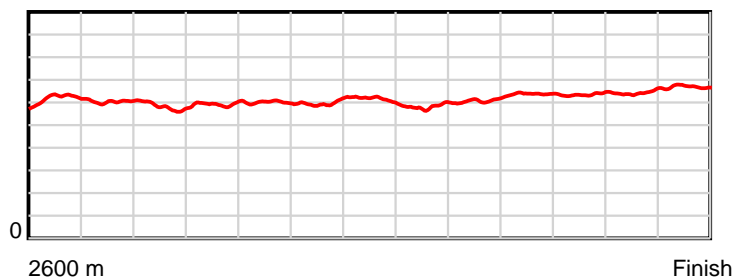
HRNZ and NZMTC and Thoroughbred Ratings Pty Ltd accepts no responsibility for the completeness or accuracy of any of the information contained herein, and makes no representations about its suitability for any particular purpose. Users should make their own judgements about those matters and/or seek independent advice. You assume all risks associated with use of the data provided on this page.

Race Results

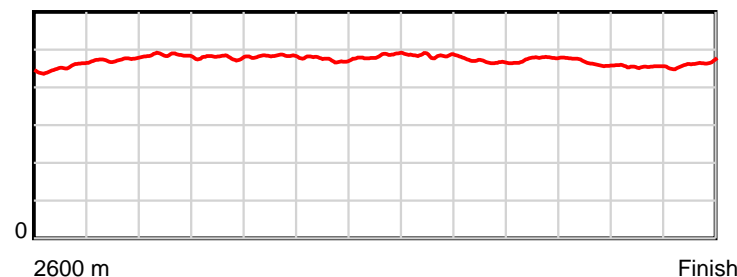
March 23, 2022, Race 8, FIRST DIRECT TAXIS MOBILE PACE, Distance 2600m, Addington - Survey 3200m

Result	TAB no.	Horse (Barrier)	2200m to	2000m to	1800m to	1600m to	1400m to	1200m to	1000m to	800m to	600m to	400m to	200m to	Total or	Margin
7th	1	Will He Rock (1)	2000m	1800m	1600m	1400m	1200m	1000m	800m	600m	400m	200m	WP	Average	
		Position in running (margin)	4(6.4)	4(6.9)	4(7.0)	4(5.8)	4(5.2)	5(4.9)	6(5.3)	7(6.1)	7(5.6)	7(6.1)	8(6.7)		7.00
		Sectional time (s)	16.99	16.17	16.19	15.76	15.77	16.70	15.68	14.89	14.73	14.03	14.02		
		Cumulative time (s)	170.93	153.94	137.77	121.58	105.82	90.05	73.35	57.67	42.78	28.05	14.02	3:20.90	
		Speed (m/s)	11.77	12.37	12.35	12.69	12.68	11.98	12.76	13.43	13.58	14.26	14.27	12.94	
		Stride length (m)	5.71	5.93	5.96	6.02	6.13	5.80	5.99	6.39	6.32	6.49	6.60	6.12	
		Stride duration (s)	0.485	0.480	0.483	0.474	0.483	0.484	0.469	0.476	0.466	0.455	0.463	0.473	
		Stride efficiency (%)	50.94	55.00	55.53	56.66	58.77	52.56	56.00	63.82	62.45	65.74	68.05	58.43	
		Stride count	35.03	33.71	33.55	33.21	32.61	34.48	33.41	31.30	31.64	30.84	30.31	425.18	

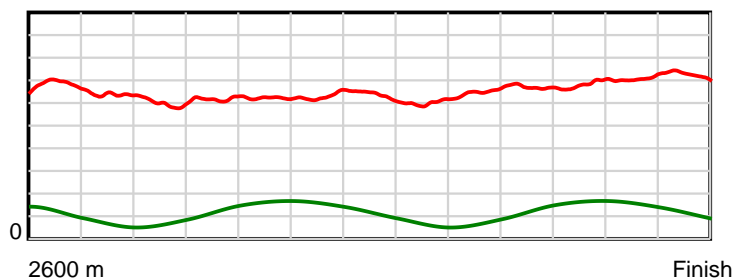
10 m Stride length



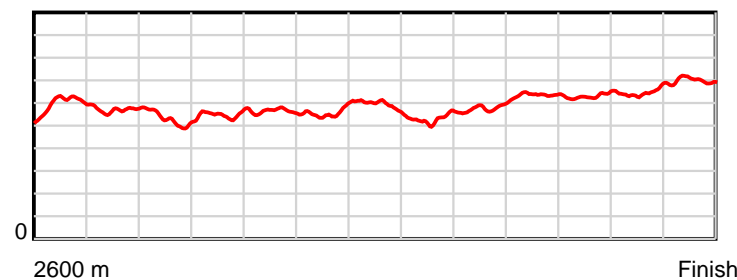
0.6 s Stride duration



20 m/sec Speed



100 % Stride efficiency



Note: Horizontal distance axis grid lines are 200m furlongs.

Disclaimer.

HRNZ and NZMTC and Thoroughbred Ratings Pty Ltd accepts no responsibility for the completeness or accuracy of any of the information contained herein, and makes no representations about its suitability for any particular purpose. Users should make their own judgements about those matters and/or seek independent advice. You assume all risks associated with use of the data provided on this page.



Race Results



March 23, 2022, Race 8, FIRST DIRECT TAXIS MOBILE PACE, Distance 2600m, Addington - Survey 3200m

Result	TAB no.	Horse (Barrier)	2600 to	2400m to
8th	2	Shards Fury (2)	2400m	2200m
		Position in running (margin)	-	5(8.0)
		Sectional time (s)	14.34	16.11
		Cumulative time (s)	200.94	186.60
		Speed (m/s)	13.94	12.41
		Stride length (m)	6.03	5.69
		Stride duration (s)	0.436	0.458
		Stride efficiency (%)	56.82	50.55
		Stride count	33.17	35.17

Disclaimer.

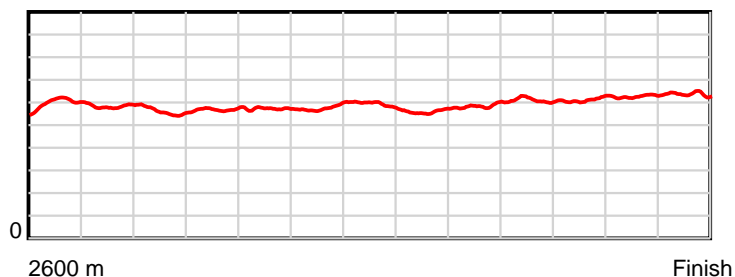
HRNZ and NZMTC and Thoroughbred Ratings Pty Ltd accepts no responsibility for the completeness or accuracy of any of the information contained herein, and makes no representations about its suitability for any particular purpose. Users should make their own judgements about those matters and/or seek independent advice. You assume all risks associated with use of the data provided on this page.

Race Results

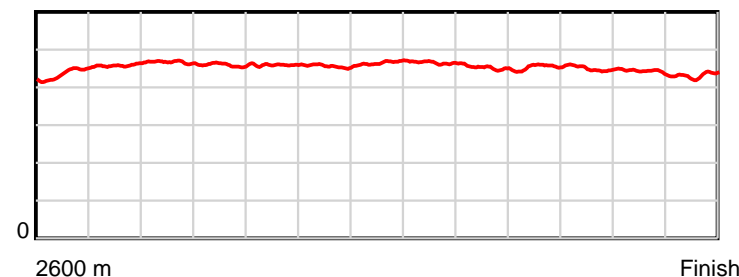
March 23, 2022, Race 8, FIRST DIRECT TAXIS MOBILE PACE, Distance 2600m, Addington - Survey 3200m

Result	TAB no.	Horse (Barrier)	2200m to	2000m to	1800m to	1600m to	1400m to	1200m to	1000m to	800m to	600m to	400m to	200m to	Total or	Margin
8th	2	Shards Fury (2)	2000m	1800m	1600m	1400m	1200m	1000m	800m	600m	400m	200m	WP	Average	
		Position in running (margin)	5(8.8)	5(9.1)	5(9.1)	6(8.1)	7(7.7)	7(7.0)	8(7.4)	9(8.2)	9(7.8)	9(8.0)	9(8.5)		7.20
		Sectional time (s)	16.96	16.15	16.21	15.81	15.70	16.69	15.68	14.90	14.67	14.02	13.70		
		Cumulative time (s)	170.49	153.53	137.38	121.17	105.36	89.66	72.97	57.29	42.39	27.72	13.70	3:20.94	
		Speed (m/s)	11.79	12.38	12.34	12.65	12.74	11.98	12.76	13.42	13.63	14.27	14.60	12.94	
		Stride length (m)	5.50	5.69	5.67	5.77	5.93	5.57	5.76	6.09	6.13	6.31	6.31	5.87	
		Stride duration (s)	0.467	0.459	0.459	0.456	0.466	0.465	0.452	0.454	0.450	0.442	0.432	0.454	
		Stride efficiency (%)	47.29	50.54	50.18	51.98	54.98	48.55	51.93	57.94	58.67	62.17	62.27	53.82	
		Stride count	36.36	35.17	35.29	34.68	33.72	35.88	34.69	32.85	32.64	31.71	31.68	443.01	

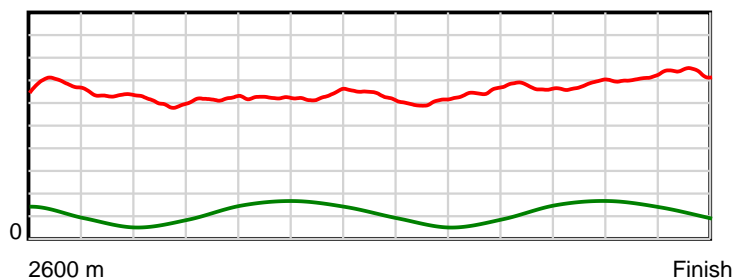
10 m Stride length



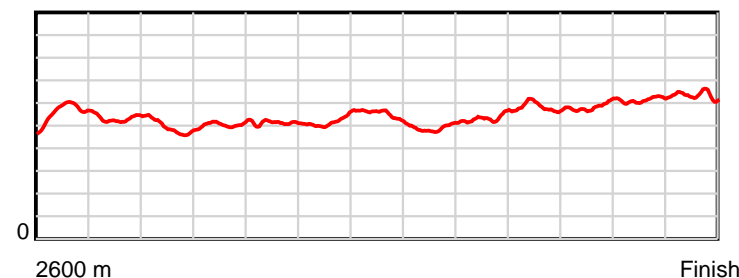
0.6 s Stride duration



20 m/sec Speed



100 % Stride efficiency



Note: Horizontal distance axis grid lines are 200m furlongs.

Disclaimer.

HRNZ and NZMTC and Thoroughbred Ratings Pty Ltd accepts no responsibility for the completeness or accuracy of any of the information contained herein, and makes no representations about its suitability for any particular purpose. Users should make their own judgements about those matters and/or seek independent advice. You assume all risks associated with use of the data provided on this page.



Race Results



March 23, 2022, Race 8, FIRST DIRECT TAXIS MOBILE PACE, Distance 2600m, Addington - Survey 3200m

Result	TAB no.	Horse (Barrier)	2600 to	2400m to
9th	8	ltz To The Mac... (8)	2400m	2200m
		Position in running (margin)	-	8(10.9)
		Sectional time (s)	14.84	16.89
		Cumulative time (s)	200.97	186.13
		Speed (m/s)	13.47	11.84
		Stride length (m)	6.13	5.54
		Stride duration (s)	0.456	0.468
		Stride efficiency (%)	58.81	47.99
		Stride count	32.60	36.09

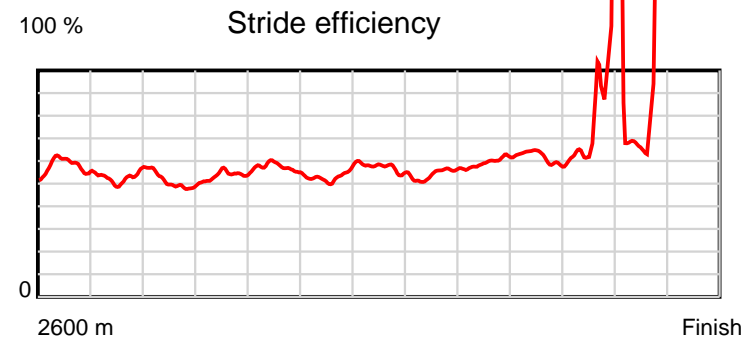
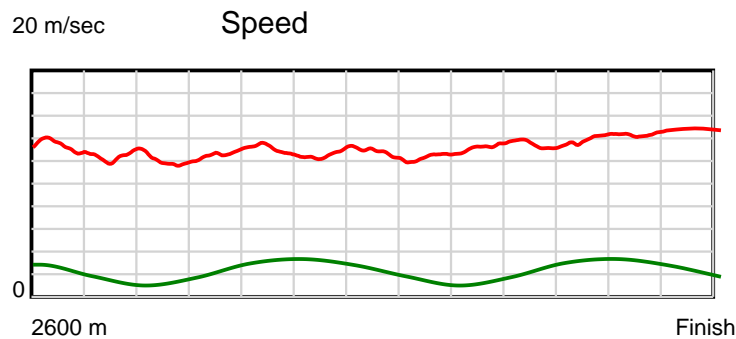
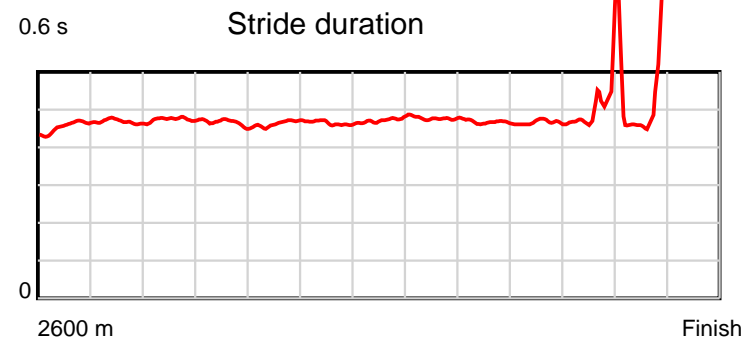
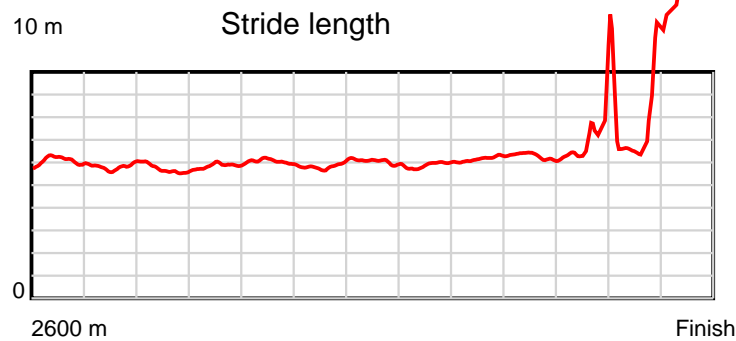
Disclaimer.

HRNZ and NZMTC and Thoroughbred Ratings Pty Ltd accepts no responsibility for the completeness or accuracy of any of the information contained herein, and makes no representations about its suitability for any particular purpose. Users should make their own judgements about those matters and/or seek independent advice. You assume all risks associated with use of the data provided on this page.

Race Results

March 23, 2022, Race 8, FIRST DIRECT TAXIS MOBILE PACE, Distance 2600m, Addington - Survey 3200m

Result	TAB no.	Horse (Barrier)	2200m to	2000m to	1800m to	1600m to	1400m to	1200m to	1000m to	800m to	600m to	400m to	200m to	Total or	Margin
9th	8	ltz To The Mac... (8)	2000m	1800m	1600m	1400m	1200m	1000m	800m	600m	400m	200m	WP	Average	
		Position in running (margin)	9(16.3)	8(15.4)	8(13.4)	8(10.2)	9(10.7)	9(10.5)	9(7.8)	8(6.6)	8(6.2)	8(7.0)	7(6.6)		7.40
		Sectional time (s)	16.75	15.82	15.84	15.95	15.79	16.17	15.34	14.91	14.77	13.87	14.03		
		Cumulative time (s)	169.24	152.49	136.67	120.83	104.88	89.09	72.92	57.58	42.67	27.90	14.03	3:20.97	
		Speed (m/s)	11.94	12.64	12.63	12.54	12.67	12.37	13.04	13.41	13.54	14.42	14.26	12.94	
		Stride length (m)	5.67	5.88	5.86	5.82	6.00	5.88	6.08	6.26	6.90	7.40	26.30	6.46	
		Stride duration (s)	0.475	0.465	0.464	0.465	0.474	0.476	0.466	0.467	0.509	0.513	1.844	0.500	
		Stride efficiency (%)	50.19	53.97	53.64	53.02	56.28	54.12	57.68	61.27	74.33	85.56	1080.71	65.27	
		Stride count	35.29	34.03	34.14	34.34	33.32	33.99	32.92	31.94	29.00	27.03	7.61	402.30	



Note: Horizontal distance axis grid lines are 200m furlongs.

Disclaimer.

HRNZ and NZMTC and Thoroughbred Ratings Pty Ltd accepts no responsibility for the completeness or accuracy of any of the information contained herein, and makes no representations about its suitability for any particular purpose. Users should make their own judgements about those matters and/or seek independent advice. You assume all risks associated with use of the data provided on this page.