



## Race Results

NZ Metropolitan Trotting Club Inc, HRNZ, March 25, 2022

Compilation date: March 25, 2022, 5:39:08 PM (NZDT)

Copyright © 2022 HRNZ and NZMTC. All rights reserved.

### Trademarks.

StrideMASTER is a registered trademark of Thoroughbred Ratings Pty Ltd.

### Disclaimer.

HRNZ and NZMTC and Thoroughbred Ratings Pty Ltd accepts no responsibility for the completeness or accuracy of any of the information contained herein, and makes no representations about its suitability for any particular purpose. Users should make their own judgements about those matters and/or seek independent advice. You assume all risks associated with use of the data provided on this page.



# Race Results



March 25, 2022, Race 2, AVON CITY FORD MOBILE PACE, Distance 2600m, Addington - Survey 3200m

Result	TAB no.	Horse (Barrier)	2600 to	2400m to
1st	3	Ajira (3)	2400m	2200m
		Position in running (margin)	-	2(1.3)
		Sectional time (s)	13.04	15.07
		Cumulative time (s)	195.18	182.14
		Speed (m/s)	15.34	13.27
		Stride length (m)	6.67	6.51
		Stride duration (s)	0.433	0.490
		Stride efficiency (%)	69.51	66.18
		Stride count	29.99	30.73

#### Disclaimer.

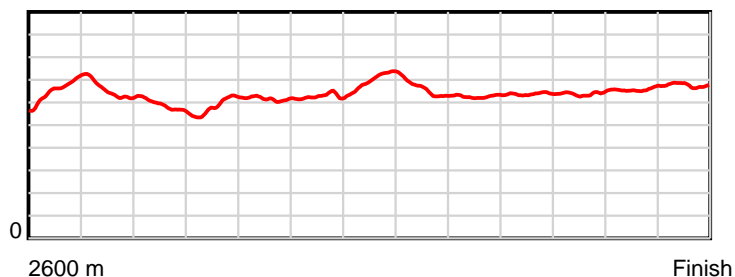
HRNZ and NZMTC and Thoroughbred Ratings Pty Ltd accepts no responsibility for the completeness or accuracy of any of the information contained herein, and makes no representations about its suitability for any particular purpose. Users should make their own judgements about those matters and/or seek independent advice. You assume all risks associated with use of the data provided on this page.

# Race Results

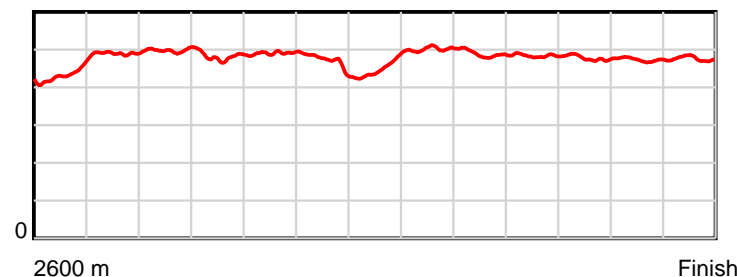
March 25, 2022, Race 2, AVON CITY FORD MOBILE PACE, Distance 2600m, Addington - Survey 3200m

Result	TAB no.	Horse (Barrier)	2200m to	2000m to	1800m to	1600m to	1400m to	1200m to	1000m to	800m to	600m to	400m to	200m to	Total or	Margin
1st	3	Ajira (3)	2000m	1800m	1600m	1400m	1200m	1000m	800m	600m	400m	200m	WP	Average	
		Position in running (margin)	2(1.7)	2(2.6)	3(3.2)	3(3.2)	3(3.4)	1(0.0)	1(0.0)	1(0.0)	1(0.0)	1(0.0)	1(0.0)		0.00
		Sectional time (s)	17.03	16.56	16.01	14.92	12.87	15.24	16.04	15.23	15.10	14.01	14.06		
		Cumulative time (s)	167.07	150.04	133.48	117.47	102.55	89.68	74.44	58.40	43.17	28.07	14.06	3:15.18	
		Speed (m/s)	11.74	12.08	12.49	13.40	15.54	13.12	12.47	13.13	13.25	14.28	14.22	13.32	
		Stride length (m)	5.85	5.83	6.12	6.30	6.98	6.58	6.09	6.36	6.33	6.75	6.77	6.38	
		Stride duration (s)	0.498	0.483	0.490	0.470	0.449	0.501	0.489	0.484	0.478	0.473	0.476	0.479	
		Stride efficiency (%)	53.45	53.17	58.62	62.01	76.22	67.64	57.98	63.12	62.58	71.29	71.67	63.55	
		Stride count	34.20	34.29	32.65	31.75	28.64	30.40	32.84	31.47	31.60	29.61	29.53	407.70	

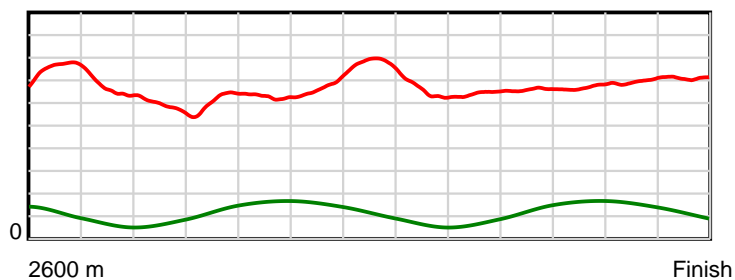
10 m Stride length



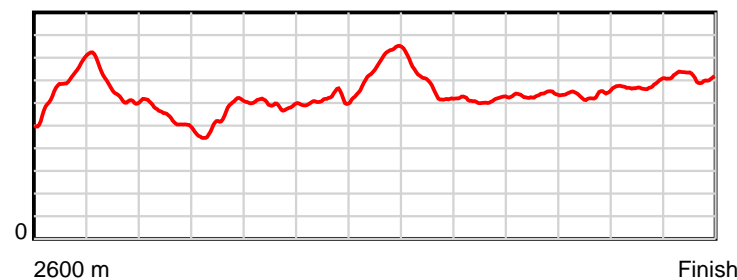
0.6 s Stride duration



20 m/sec Speed



100 % Stride efficiency



Note: Horizontal distance axis grid lines are 200m furlongs.

**Disclaimer.**

HRNZ and NZMTC and Thoroughbred Ratings Pty Ltd accepts no responsibility for the completeness or accuracy of any of the information contained herein, and makes no representations about its suitability for any particular purpose. Users should make their own judgements about those matters and/or seek independent advice. You assume all risks associated with use of the data provided on this page.



# Race Results



March 25, 2022, Race 2, AVON CITY FORD MOBILE PACE, Distance 2600m, Addington - Survey 3200m

Result	TAB no.	Horse (Barrier)	2600 to	2400m to
2nd	7	<b>Bubba Scrub (7)</b>	<b>2400m</b>	<b>2200m</b>
		Position in running (margin)	-	1(0.0)
		Sectional time (s)	12.76	14.99
		Cumulative time (s)	195.30	182.54
		Speed (m/s)	15.68	13.34
		Stride length (m)	7.33	6.30
		Stride duration (s)	0.469	0.473
		Stride efficiency (%)	84.06	62.08
		Stride count	27.27	31.73

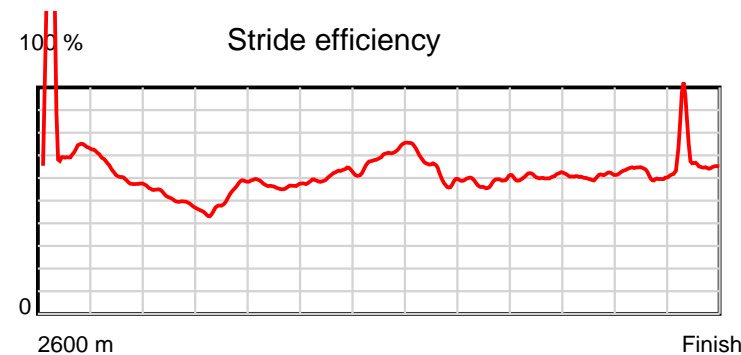
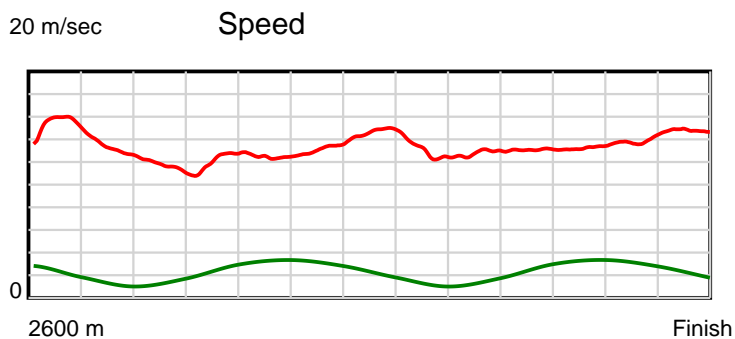
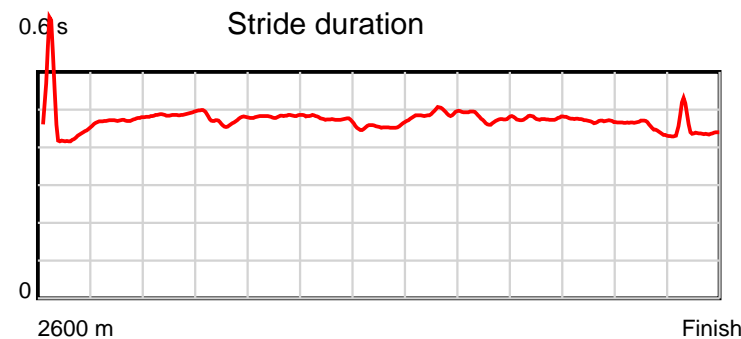
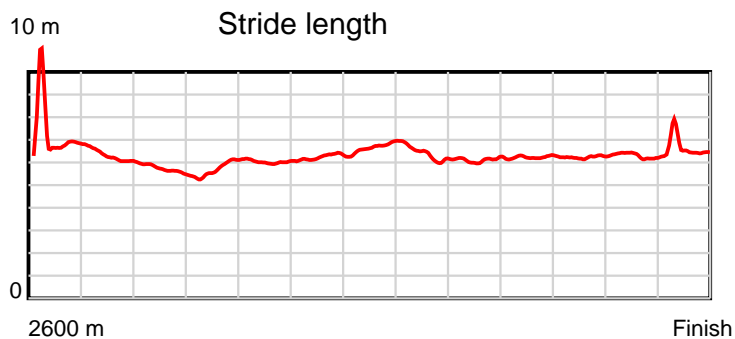
#### Disclaimer.

HRNZ and NZMTC and Thoroughbred Ratings Pty Ltd accepts no responsibility for the completeness or accuracy of any of the information contained herein, and makes no representations about its suitability for any particular purpose. Users should make their own judgements about those matters and/or seek independent advice. You assume all risks associated with use of the data provided on this page.

# Race Results

March 25, 2022, Race 2, AVON CITY FORD MOBILE PACE, Distance 2600m, Addington - Survey 3200m

Result	TAB no.	Horse (Barrier)	2200m to	2000m to	1800m to	1600m to	1400m to	1200m to	1000m to	800m to	600m to	400m to	200m to	Total or	Margin
2nd	7	<b>Bubba Scrub (7)</b>	<b>2000m</b>	<b>1800m</b>	<b>1600m</b>	<b>1400m</b>	<b>1200m</b>	<b>1000m</b>	<b>800m</b>	<b>600m</b>	<b>400m</b>	<b>200m</b>	<b>WP</b>	<b>Average</b>	
		Position in running (margin)	1(0.0)	1(0.0)	2(1.0)	2(1.3)	2(2.6)	3(3.5)	3(4.8)	4(3.1)	4(3.3)	4(2.6)	3(3.5)		0.70
		Sectional time (s)	16.88	16.63	16.07	15.11	13.58	15.45	15.77	15.26	14.98	14.16	13.66		
		Cumulative time (s)	167.55	150.67	134.04	117.97	102.86	89.28	73.83	58.06	42.80	27.82	13.66	3:15.30	
		Speed (m/s)	11.85	12.03	12.45	13.24	14.73	12.94	12.68	13.11	13.35	14.12	14.64	13.31	
		Stride length (m)	5.77	5.71	6.01	6.29	6.71	6.35	6.07	6.24	6.28	6.42	6.55	6.29	
		Stride duration (s)	0.487	0.475	0.483	0.475	0.455	0.491	0.479	0.476	0.470	0.454	0.448	0.472	
		Stride efficiency (%)	52.05	51.00	56.47	61.80	70.27	63.09	57.57	60.89	61.61	64.37	67.14	61.77	
		Stride count	34.65	35.01	33.27	31.80	29.83	31.48	32.95	32.04	31.85	31.16	30.51	413.55	



Note: Horizontal distance axis grid lines are 200m furlongs.

#### Disclaimer.

HRNZ and NZMTC and Thoroughbred Ratings Pty Ltd accepts no responsibility for the completeness or accuracy of any of the information contained herein, and makes no representations about its suitability for any particular purpose. Users should make their own judgements about those matters and/or seek independent advice. You assume all risks associated with use of the data provided on this page.



# Race Results



March 25, 2022, Race 2, AVON CITY FORD MOBILE PACE, Distance 2600m, Addington - Survey 3200m

Result	TAB no.	Horse (Barrier)	2600 to 2400m	2400m to 2200m
3rd	6	Tayla Me (6)	2400m	2200m
		Position in running (margin)	-	6(8.1)
		Sectional time (s)	14.12	15.02
		Cumulative time (s)	195.55	181.43
		Speed (m/s)	14.17	13.32
		Stride length (m)	6.03	5.71
		Stride duration (s)	0.428	0.429
		Stride efficiency (%)	56.86	50.99
		Stride count	33.16	35.01

#### Disclaimer.

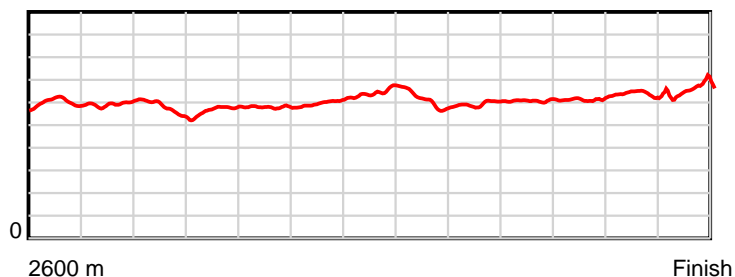
HRNZ and NZMTC and Thoroughbred Ratings Pty Ltd accepts no responsibility for the completeness or accuracy of any of the information contained herein, and makes no representations about its suitability for any particular purpose. Users should make their own judgements about those matters and/or seek independent advice. You assume all risks associated with use of the data provided on this page.

# Race Results

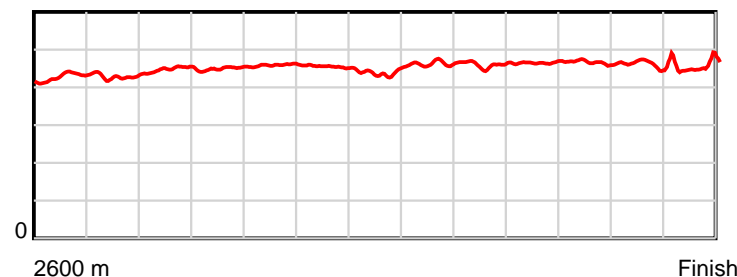
March 25, 2022, Race 2, AVON CITY FORD MOBILE PACE, Distance 2600m, Addington - Survey 3200m

Result	TAB no.	Horse (Barrier)	2200m to	2000m to	1800m to	1600m to	1400m to	1200m to	1000m to	800m to	600m to	400m to	200m to	Total or	Margin
3rd	6	Tayla Me (6)	2000m	1800m	1600m	1400m	1200m	1000m	800m	600m	400m	200m	WP	Average	
		Position in running (margin)	6(8.2)	3(4.2)	1(0.0)	1(0.0)	1(0.0)	2(0.6)	2(1.5)	3(2.9)	3(3.1)	3(2.4)	2(2.5)		2.10
		Sectional time (s)	16.21	15.76	16.02	14.88	13.53	15.39	16.28	15.26	14.98	14.02	14.08		
		Cumulative time (s)	166.41	150.20	134.44	118.42	103.54	90.01	74.62	58.34	43.08	28.10	14.08	3:15.55	
		Speed (m/s)	12.34	12.69	12.48	13.44	14.78	13.00	12.29	13.11	13.35	14.27	14.20	13.30	
		Stride length (m)	5.53	5.71	5.73	6.11	6.50	6.02	5.65	6.10	6.22	6.56	6.43	6.01	
		Stride duration (s)	0.448	0.450	0.459	0.455	0.440	0.463	0.460	0.466	0.466	0.460	0.453	0.452	
		Stride efficiency (%)	47.85	50.92	51.33	58.32	66.04	56.64	49.90	58.20	60.48	67.34	64.67	56.38	
		Stride count	36.14	35.04	34.90	32.74	30.76	33.22	35.39	32.77	32.15	30.47	31.09	432.84	

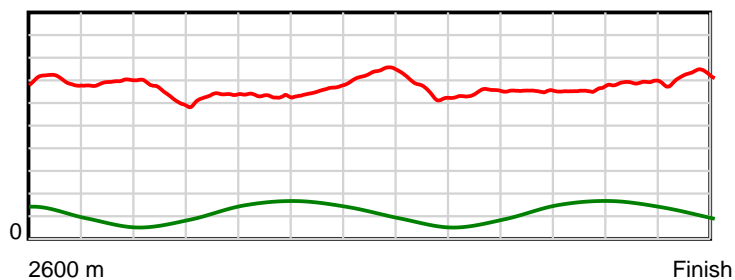
10 m Stride length



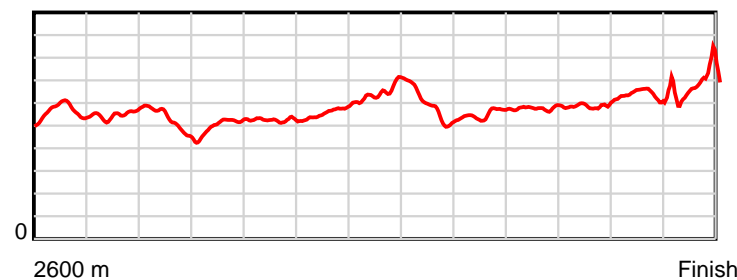
0.6 s Stride duration



20 m/sec Speed



100 % Stride efficiency



Note: Horizontal distance axis grid lines are 200m furlongs.

**Disclaimer.**

HRNZ and NZMTC and Thoroughbred Ratings Pty Ltd accepts no responsibility for the completeness or accuracy of any of the information contained herein, and makes no representations about its suitability for any particular purpose. Users should make their own judgements about those matters and/or seek independent advice. You assume all risks associated with use of the data provided on this page.



# Race Results



March 25, 2022, Race 2, AVON CITY FORD MOBILE PACE, Distance 2600m, Addington - Survey 3200m

Result	TAB no.	Horse (Barrier)	2600 to	2400m to
4th	10	<b>Hey Tonight (10)</b>	<b>2400m</b>	<b>2200m</b>
		Position in running (margin)	-	5(8.0)
		Sectional time (s)	14.07	14.81
		Cumulative time (s)	196.06	181.99
		Speed (m/s)	14.22	13.50
		Stride length (m)	6.41	6.24
		Stride duration (s)	0.438	0.462
		Stride efficiency (%)	64.13	60.76
		Stride count	31.22	32.07

#### Disclaimer.

HRNZ and NZMTC and Thoroughbred Ratings Pty Ltd accepts no responsibility for the completeness or accuracy of any of the information contained herein, and makes no representations about its suitability for any particular purpose. Users should make their own judgements about those matters and/or seek independent advice. You assume all risks associated with use of the data provided on this page.

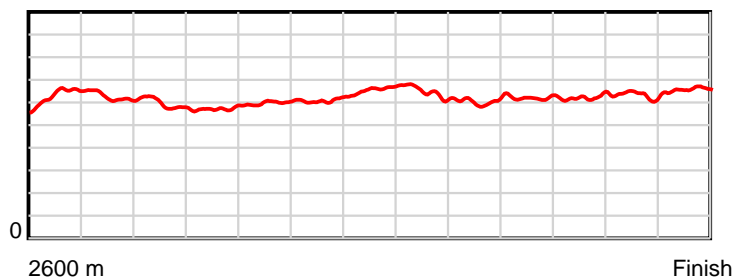


# Race Results

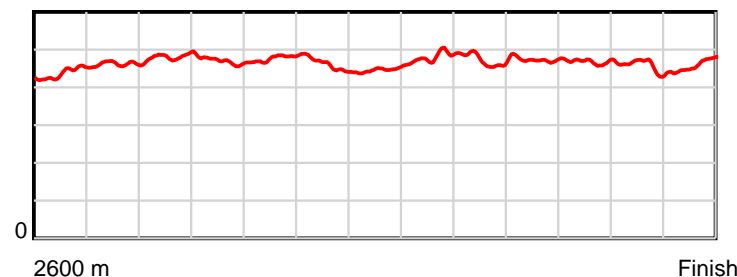
March 25, 2022, Race 2, AVON CITY FORD MOBILE PACE, Distance 2600m, Addington - Survey 3200m

Result	TAB no.	Horse (Barrier)	2200m to	2000m to	1800m to	1600m to	1400m to	1200m to	1000m to	800m to	600m to	400m to	200m to	Total or	Margin
4th	10	<b>Hey Tonight (10)</b>	<b>2000m</b>	<b>1800m</b>	<b>1600m</b>	<b>1400m</b>	<b>1200m</b>	<b>1000m</b>	<b>800m</b>	<b>600m</b>	<b>400m</b>	<b>200m</b>	<b>WP</b>	<b>Average</b>	
		Position in running (margin)	4(6.9)	4(5.6)	4(5.0)	4(6.8)	4(6.1)	4(7.3)	4(5.5)	7(5.3)	7(4.9)	6(5.2)	4(5.7)		4.90
		Sectional time (s)	16.65	16.36	16.32	14.77	13.64	14.93	16.02	15.16	15.15	14.10	14.08		
		Cumulative time (s)	167.18	150.53	134.17	117.85	103.08	89.44	74.51	58.49	43.33	28.18	14.08	3:16.06	
		Speed (m/s)	12.01	12.22	12.25	13.54	14.66	13.40	12.48	13.19	13.20	14.18	14.20	13.26	
		Stride length (m)	5.78	5.74	5.85	6.23	6.55	6.44	5.91	6.24	6.17	6.47	6.53	6.18	
		Stride duration (s)	0.481	0.470	0.477	0.460	0.447	0.481	0.473	0.473	0.467	0.456	0.460	0.466	
		Stride efficiency (%)	52.23	51.53	53.45	60.62	67.10	64.84	54.58	60.84	59.54	65.47	66.66	59.77	
		Stride count	34.59	34.83	34.20	32.11	30.52	31.05	33.84	32.05	32.40	30.90	30.62	420.40	

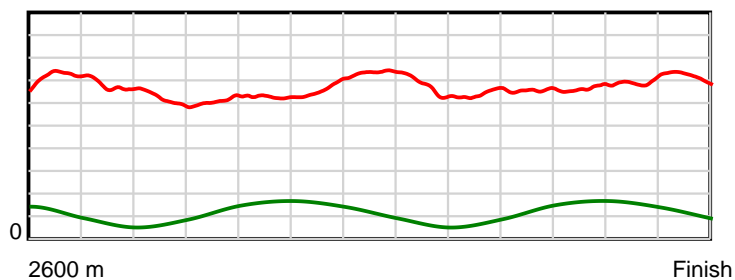
10 m Stride length



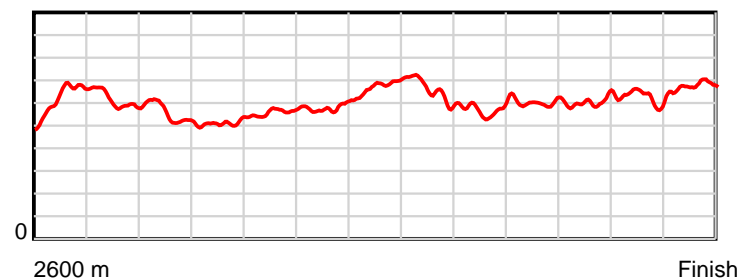
0.6 s Stride duration



20 m/sec Speed



100 % Stride efficiency



Note: Horizontal distance axis grid lines are 200m furlongs.

**Disclaimer.**

HRNZ and NZMTC and Thoroughbred Ratings Pty Ltd accepts no responsibility for the completeness or accuracy of any of the information contained herein, and makes no representations about its suitability for any particular purpose. Users should make their own judgements about those matters and/or seek independent advice. You assume all risks associated with use of the data provided on this page.



# Race Results



March 25, 2022, Race 2, AVON CITY FORD MOBILE PACE, Distance 2600m, Addington - Survey 3200m

Result	TAB no.	Horse (Barrier)	2600 to	2400m to
5th	1	Treasure Trail (1)	2400m	2200m
		Position in running (margin)	-	4(5.4)
		Sectional time (s)	13.72	15.46
		Cumulative time (s)	196.23	182.51
		Speed (m/s)	14.58	12.94
		Stride length (m)	6.32	6.04
		Stride duration (s)	0.428	0.467
		Stride efficiency (%)	62.48	56.96
		Stride count	31.63	33.13

#### Disclaimer.

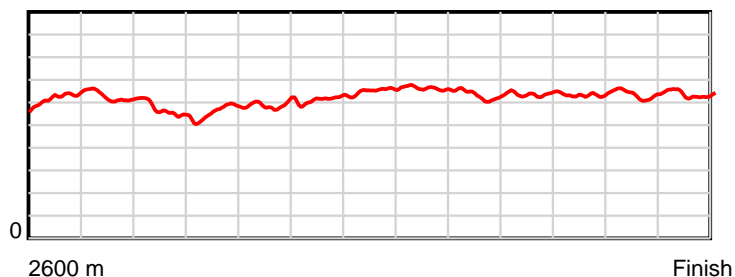
HRNZ and NZMTC and Thoroughbred Ratings Pty Ltd accepts no responsibility for the completeness or accuracy of any of the information contained herein, and makes no representations about its suitability for any particular purpose. Users should make their own judgements about those matters and/or seek independent advice. You assume all risks associated with use of the data provided on this page.

# Race Results

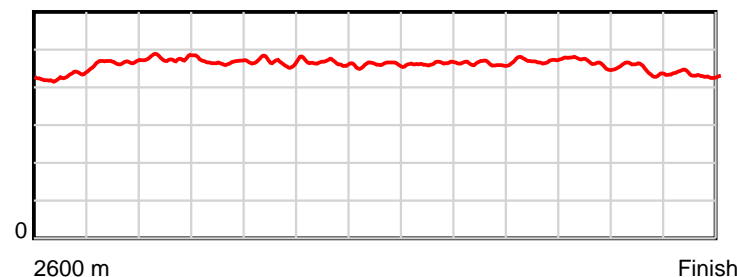
March 25, 2022, Race 2, AVON CITY FORD MOBILE PACE, Distance 2600m, Addington - Survey 3200m

Result	TAB no.	Horse (Barrier)	2200m to	2000m to	1800m to	1600m to	1400m to	1200m to	1000m to	800m to	600m to	400m to	200m to	Total or	Margin
5th	1	Treasure Trail (1)	2000m	1800m	1600m	1400m	1200m	1000m	800m	600m	400m	200m	WP	Average	
		Position in running (margin)	5(8.2)	6(7.0)	7(9.0)	7(9.5)	8(12.9)	9(17.0)	8(12.7)	8(7.5)	8(5.9)	8(8.7)	7(9.6)		5.80
		Sectional time (s)	16.68	16.79	16.10	15.45	14.12	14.52	15.18	14.95	15.56	14.16	13.54		
		Cumulative time (s)	167.05	150.37	133.58	117.48	102.03	87.91	73.39	58.21	43.26	27.70	13.54	3:16.23	
		Speed (m/s)	11.99	11.91	12.42	12.94	14.16	13.77	13.18	13.38	12.85	14.12	14.77	13.25	
		Stride length (m)	5.72	5.57	5.81	6.03	6.51	6.38	6.10	6.31	5.96	6.31	6.39	6.10	
		Stride duration (s)	0.477	0.468	0.468	0.466	0.460	0.463	0.463	0.472	0.464	0.447	0.433	0.460	
		Stride efficiency (%)	51.17	48.56	52.74	56.86	66.28	63.63	58.09	62.23	55.57	62.19	63.89	58.14	
		Stride count	34.95	35.88	34.43	33.16	30.71	31.34	32.80	31.69	33.54	31.70	31.28	426.24	

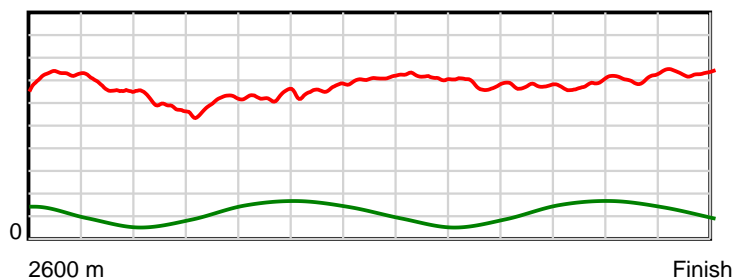
10 m Stride length



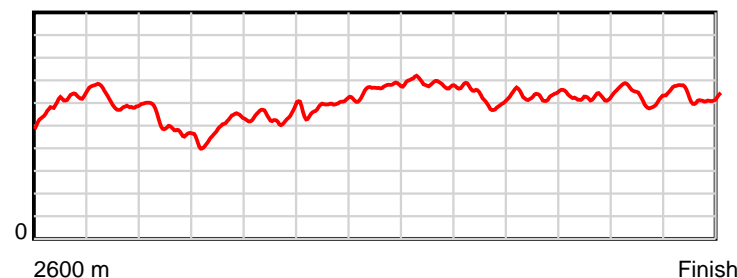
0.6 s Stride duration



20 m/sec Speed



100 % Stride efficiency



Note: Horizontal distance axis grid lines are 200m furlongs.

## Disclaimer.

HRNZ and NZMTC and Thoroughbred Ratings Pty Ltd accepts no responsibility for the completeness or accuracy of any of the information contained herein, and makes no representations about its suitability for any particular purpose. Users should make their own judgements about those matters and/or seek independent advice. You assume all risks associated with use of the data provided on this page.



# Race Results



March 25, 2022, Race 2, AVON CITY FORD MOBILE PACE, Distance 2600m, Addington - Survey 3200m

Result	TAB no.	Horse (Barrier)	2600 to	2400m to
6th	8	<b>Nakula (8)</b>	<b>2400m</b>	<b>2200m</b>
		Position in running (margin)	-	8(9.5)
		Sectional time (s)	14.32	15.37
		Cumulative time (s)	196.44	182.12
		Speed (m/s)	13.97	13.01
		Stride length (m)	6.54	6.11
		Stride duration (s)	0.471	0.469
		Stride efficiency (%)	66.92	58.28
		Stride count	30.56	32.75

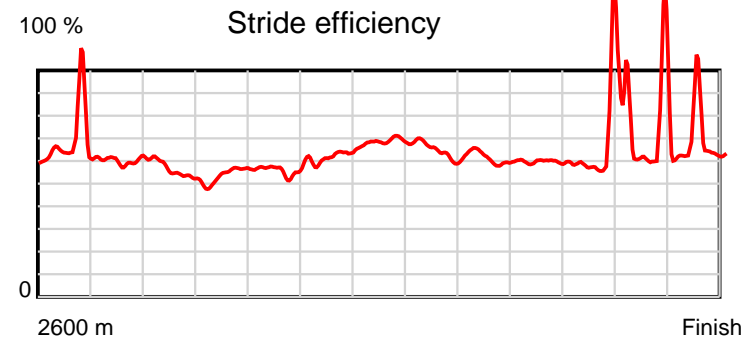
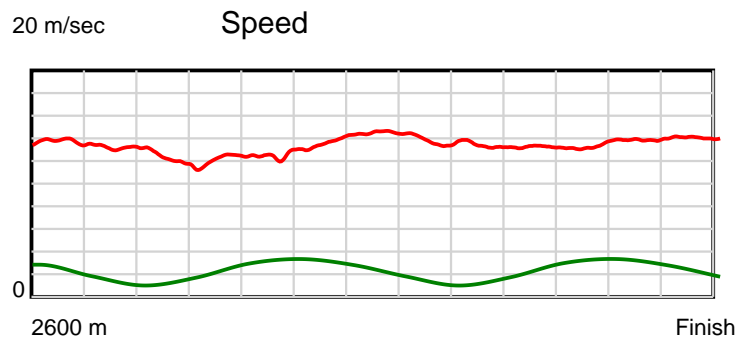
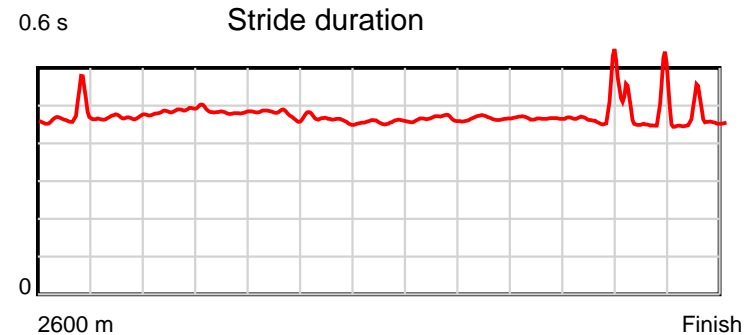
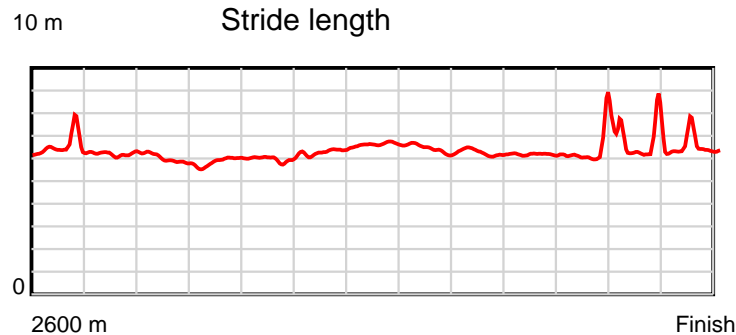
#### Disclaimer.

HRNZ and NZMTC and Thoroughbred Ratings Pty Ltd accepts no responsibility for the completeness or accuracy of any of the information contained herein, and makes no representations about its suitability for any particular purpose. Users should make their own judgements about those matters and/or seek independent advice. You assume all risks associated with use of the data provided on this page.

# Race Results

March 25, 2022, Race 2, AVON CITY FORD MOBILE PACE, Distance 2600m, Addington - Survey 3200m

Result	TAB no.	Horse (Barrier)	2200m to	2000m to	1800m to	1600m to	1400m to	1200m to	1000m to	800m to	600m to	400m to	200m to	Total or	Margin
6th	8	Nakula (8)	2000m	1800m	1600m	1400m	1200m	1000m	800m	600m	400m	200m	WP	Average	
		Position in running (margin)	9(11.8)	9(10.4)	8(9.2)	9(11.4)	6(9.2)	6(11.5)	6(7.8)	5(4.7)	5(3.6)	5(4.5)	6(6.6)		7.00
		Sectional time (s)	16.65	16.25	16.39	14.52	13.81	14.62	15.53	15.04	15.25	14.36	14.33		
		Cumulative time (s)	166.75	150.10	133.85	117.46	102.94	89.13	74.51	58.98	43.94	28.69	14.33	3:16.44	
		Speed (m/s)	12.01	12.31	12.20	13.77	14.48	13.68	12.88	13.30	13.11	13.93	13.96	13.24	
		Stride length (m)	5.85	5.95	5.84	6.36	6.62	6.37	6.02	6.21	6.40	6.54	6.43	6.24	
		Stride duration (s)	0.487	0.484	0.479	0.462	0.457	0.466	0.467	0.467	0.488	0.470	0.461	0.471	
		Stride efficiency (%)	53.43	55.36	53.36	63.22	68.50	63.48	56.55	60.17	63.91	66.91	64.65	60.81	
		Stride count	34.20	33.60	34.23	31.44	30.21	31.38	33.25	32.23	31.27	30.56	31.10	416.78	



Note: Horizontal distance axis grid lines are 200m furlongs.

**Disclaimer.**

HRNZ and NZMTC and Thoroughbred Ratings Pty Ltd accepts no responsibility for the completeness or accuracy of any of the information contained herein, and makes no representations about its suitability for any particular purpose. Users should make their own judgements about those matters and/or seek independent advice. You assume all risks associated with use of the data provided on this page.



# Race Results



March 25, 2022, Race 2, AVON CITY FORD MOBILE PACE, Distance 2600m, Addington - Survey 3200m

Result	TAB no.	Horse (Barrier)	2600 to	2400m to
7th	4	<b>Sargent Best (4)</b>	<b>2400m</b>	<b>2200m</b>
		Position in running (margin)	-	7(9.0)
		Sectional time (s)	14.46	15.19
		Cumulative time (s)	196.99	182.53
		Speed (m/s)	13.83	13.17
		Stride length (m)	6.26	5.96
		Stride duration (s)	0.440	0.453
		Stride efficiency (%)	61.15	55.58
		Stride count	31.97	33.54

#### Disclaimer.

HRNZ and NZMTC and Thoroughbred Ratings Pty Ltd accepts no responsibility for the completeness or accuracy of any of the information contained herein, and makes no representations about its suitability for any particular purpose. Users should make their own judgements about those matters and/or seek independent advice. You assume all risks associated with use of the data provided on this page.



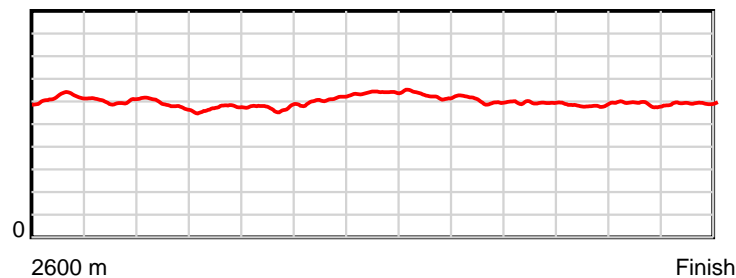
# Race Results



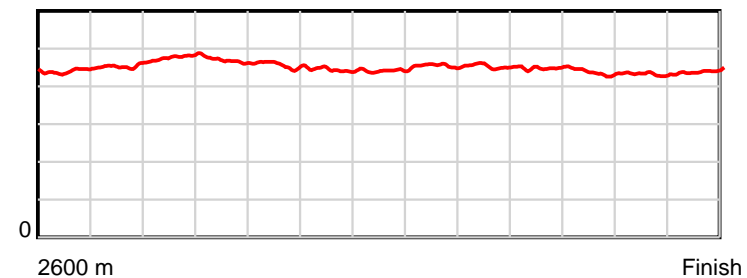
March 25, 2022, Race 2, AVON CITY FORD MOBILE PACE, Distance 2600m, Addington - Survey 3200m

Result	TAB no.	Horse (Barrier)	2200m to	2000m to	1800m to	1600m to	1400m to	1200m to	1000m to	800m to	600m to	400m to	200m to	Total or	Margin
7th	4	<b>Sargent Best (4)</b>	<b>2000m</b>	<b>1800m</b>	<b>1600m</b>	<b>1400m</b>	<b>1200m</b>	<b>1000m</b>	<b>800m</b>	<b>600m</b>	<b>400m</b>	<b>200m</b>	<b>WP</b>	<b>Average</b>	
		Position in running (margin)	8(10.2)	7(7.1)	5(6.9)	6(8.1)	5(7.2)	5(9.5)	5(5.8)	2(2.1)	2(1.5)	2(2.1)	5(5.9)		10.00
		Sectional time (s)	16.37	16.42	16.22	14.74	13.80	14.64	15.42	15.12	15.20	14.65	14.76		
		Cumulative time (s)	167.34	150.97	134.55	118.33	103.59	89.79	75.15	59.73	44.61	29.41	14.76	3:16.99	
		Speed (m/s)	12.22	12.18	12.33	13.57	14.49	13.66	12.97	13.23	13.16	13.65	13.55	13.20	
		Stride length (m)	5.83	5.71	5.64	6.01	6.40	6.21	5.87	5.93	5.74	5.90	5.97	5.95	
		Stride duration (s)	0.477	0.469	0.457	0.443	0.442	0.455	0.453	0.448	0.436	0.432	0.441	0.451	
		Stride efficiency (%)	53.04	51.01	49.62	56.52	64.06	60.35	53.85	54.96	51.40	54.38	55.69	55.29	
		Stride count	34.33	35.01	35.49	33.26	31.24	32.18	34.07	33.73	34.87	33.90	33.50	437.09	

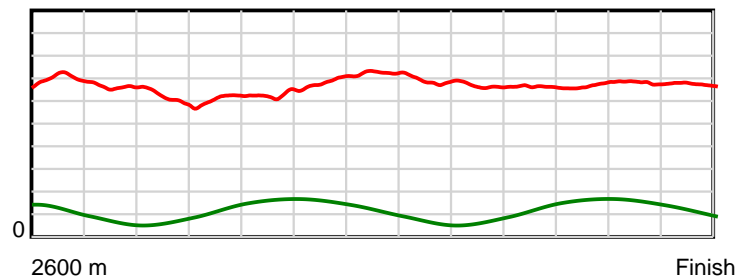
10 m Stride length



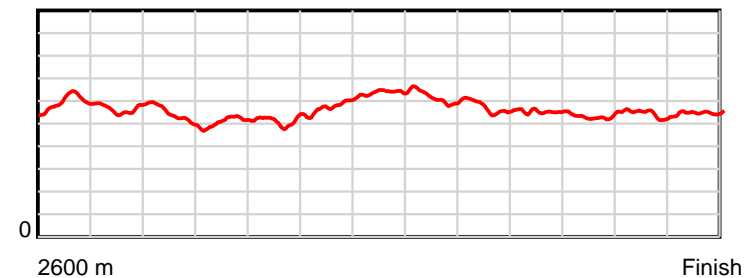
0.6 s Stride duration



20 m/sec Speed



100 % Stride efficiency



Note: Horizontal distance axis grid lines are 200m furlongs.

## Disclaimer.

HRNZ and NZMTC and Thoroughbred Ratings Pty Ltd accepts no responsibility for the completeness or accuracy of any of the information contained herein, and makes no representations about its suitability for any particular purpose. Users should make their own judgements about those matters and/or seek independent advice. You assume all risks associated with use of the data provided on this page.



# Race Results



March 25, 2022, Race 2, AVON CITY FORD MOBILE PACE, Distance 2600m, Addington - Survey 3200m

Result	TAB no.	Horse (Barrier)	2600 to	2400m to
8th	9	<b>Corfu Bromac (9)</b>	<b>2400m</b>	<b>2200m</b>
		Position in running (margin)	-	10(12.8)
		Sectional time (s)	14.67	15.36
		Cumulative time (s)	197.12	182.45
		Speed (m/s)	13.63	13.02
		Stride length (m)	7.26	6.98
		Stride duration (s)	0.535	0.536
		Stride efficiency (%)	82.46	76.14
		Stride count	27.53	28.65

#### Disclaimer.

HRNZ and NZMTC and Thoroughbred Ratings Pty Ltd accepts no responsibility for the completeness or accuracy of any of the information contained herein, and makes no representations about its suitability for any particular purpose. Users should make their own judgements about those matters and/or seek independent advice. You assume all risks associated with use of the data provided on this page.

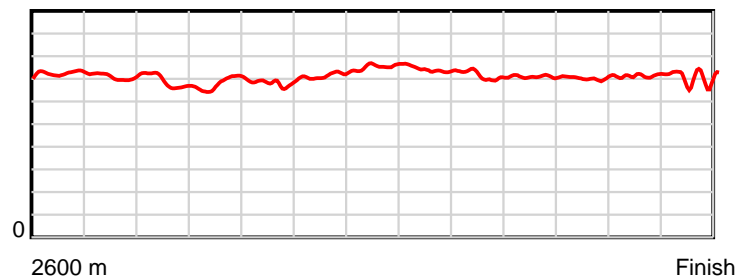


# Race Results

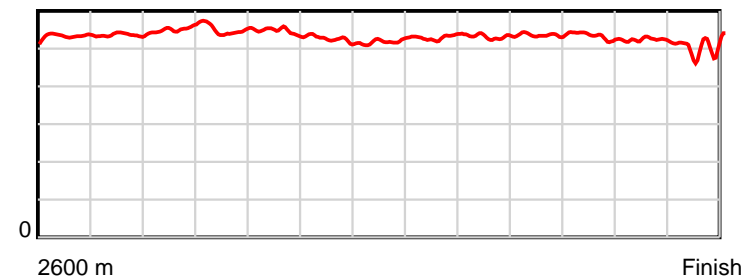
March 25, 2022, Race 2, AVON CITY FORD MOBILE PACE, Distance 2600m, Addington - Survey 3200m

Result	TAB no.	Horse (Barrier)	2200m to	2000m to	1800m to	1600m to	1400m to	1200m to	1000m to	800m to	600m to	400m to	200m to	Total or	Margin
8th	9	Corfu Bromac (9)	2000m	1800m	1600m	1400m	1200m	1000m	800m	600m	400m	200m	WP	Average	
		Position in running (margin)	10(15.0)	10(12.1)	10(11.1)	10(13.4)	9(13.3)	8(15.2)	7(10.7)	6(5.1)	6(4.2)	7(7.0)	8(10.8)		10.80
		Sectional time (s)	16.39	16.31	16.40	14.86	13.75	14.48	15.12	15.07	15.56	14.65	14.50		
		Cumulative time (s)	167.09	150.70	134.39	117.99	103.13	89.38	74.90	59.78	44.71	29.15	14.50	3:17.12	
		Speed (m/s)	12.20	12.26	12.20	13.46	14.55	13.81	13.23	13.27	12.85	13.65	13.79	13.19	
		Stride length (m)	6.74	6.74	6.65	7.06	7.56	7.32	7.02	7.12	6.83	7.13	6.92	7.02	
		Stride duration (s)	0.552	0.550	0.545	0.525	0.520	0.530	0.531	0.537	0.531	0.522	0.502	0.532	
		Stride efficiency (%)	70.97	71.03	69.09	77.97	89.25	83.78	77.12	79.22	72.80	79.40	74.87	76.96	
		Stride count	29.68	29.66	30.08	28.31	26.46	27.31	28.47	28.09	29.30	28.06	28.89	370.49	

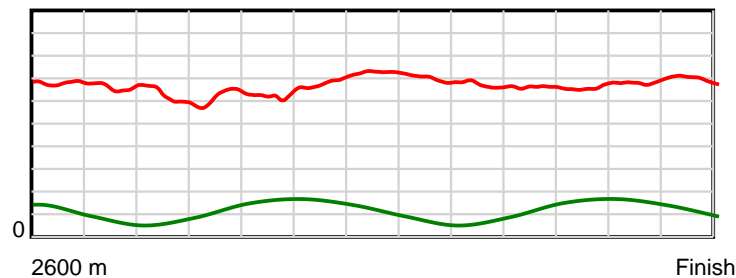
10 m Stride length



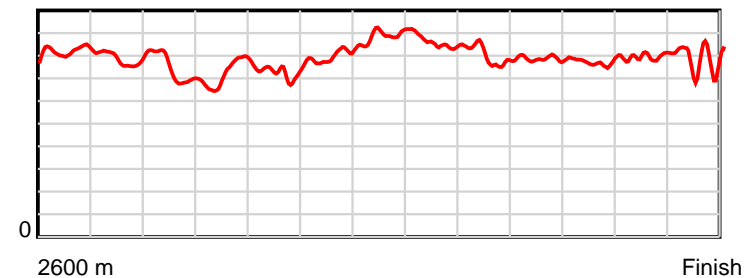
0.6 s Stride duration



20 m/sec Speed



100 % Stride efficiency



Note: Horizontal distance axis grid lines are 200m furlongs.

## Disclaimer.

HRNZ and NZMTC and Thoroughbred Ratings Pty Ltd accepts no responsibility for the completeness or accuracy of any of the information contained herein, and makes no representations about its suitability for any particular purpose. Users should make their own judgements about those matters and/or seek independent advice. You assume all risks associated with use of the data provided on this page.



# Race Results



March 25, 2022, Race 2, AVON CITY FORD MOBILE PACE, Distance 2600m, Addington - Survey 3200m

Result	TAB no.	Horse (Barrier)	2600 to	2400m to
9th	11	<b>Take A Hike (0)</b>	<b>2400m</b>	<b>2200m</b>
		Position in running (margin)	-	11(14.1)
		Sectional time (s)	14.97	15.50
		Cumulative time (s)	199.49	184.52
		Speed (m/s)	13.36	12.90
		Stride length (m)	6.02	5.84
		Stride duration (s)	0.444	0.452
		Stride efficiency (%)	56.70	53.28
		Stride count	33.20	34.25

#### Disclaimer.

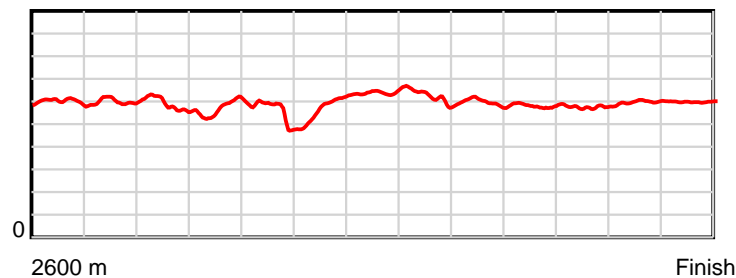
HRNZ and NZMTC and Thoroughbred Ratings Pty Ltd accepts no responsibility for the completeness or accuracy of any of the information contained herein, and makes no representations about its suitability for any particular purpose. Users should make their own judgements about those matters and/or seek independent advice. You assume all risks associated with use of the data provided on this page.

# Race Results

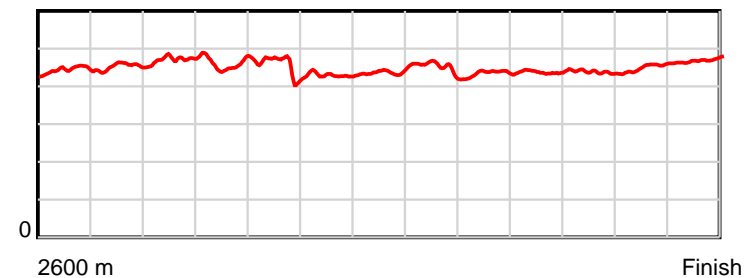
March 25, 2022, Race 2, AVON CITY FORD MOBILE PACE, Distance 2600m, Addington - Survey 3200m

Result	TAB no.	Horse (Barrier)	2200m to	2000m to	1800m to	1600m to	1400m to	1200m to	1000m to	800m to	600m to	400m to	200m to	Total or	Margin
9th	11	Take A Hike (0)	2000m	1800m	1600m	1400m	1200m	1000m	800m	600m	400m	200m	WP	Average	
		Position in running (margin)	11(17.1)	11(14.5)	11(13.4)	11(18.2)	11(20.1)	11(21.4)	10(17.9)	9(9.6)	9(9.0)	9(10.4)	9(17.0)		23.90
		Sectional time (s)	16.44	16.27	16.82	15.20	13.64	14.67	14.66	15.12	15.33	15.10	15.77		
		Cumulative time (s)	169.02	152.58	136.31	119.49	104.29	90.65	75.98	61.32	46.20	30.87	15.77	3:19.49	
		Speed (m/s)	12.17	12.29	11.89	13.16	14.66	13.63	13.64	13.23	13.05	13.25	12.68	13.03	
		Stride length (m)	5.73	5.67	5.36	5.66	6.44	6.11	5.94	5.80	5.71	5.99	5.95	5.85	
		Stride duration (s)	0.471	0.462	0.451	0.430	0.439	0.448	0.436	0.438	0.437	0.452	0.470	0.449	
		Stride efficiency (%)	51.38	50.31	44.86	50.14	64.77	58.25	55.17	52.50	50.93	56.04	55.41	53.53	
		Stride count	34.88	35.25	37.33	35.31	31.07	32.76	33.66	34.50	35.03	33.40	33.59	444.23	

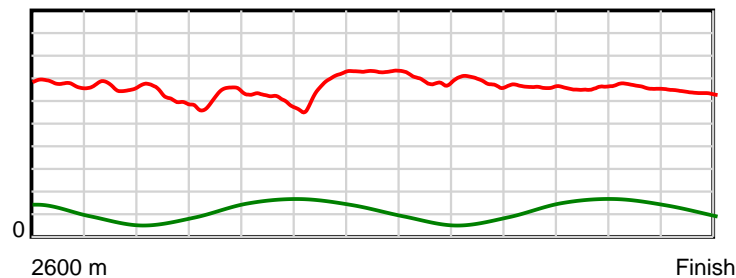
10 m Stride length



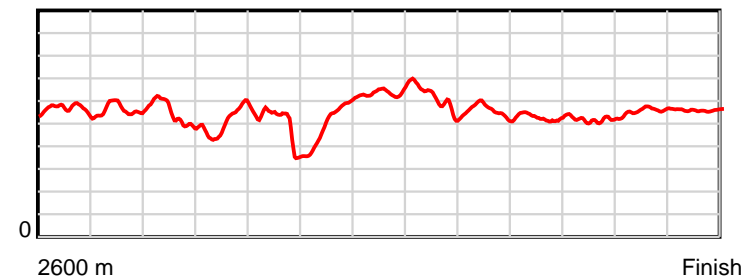
0.6 s Stride duration



20 m/sec Speed



100 % Stride efficiency



Note: Horizontal distance axis grid lines are 200m furlongs.

## Disclaimer.

HRNZ and NZMTC and Thoroughbred Ratings Pty Ltd accepts no responsibility for the completeness or accuracy of any of the information contained herein, and makes no representations about its suitability for any particular purpose. Users should make their own judgements about those matters and/or seek independent advice. You assume all risks associated with use of the data provided on this page.



# Race Results



March 25, 2022, Race 2, AVON CITY FORD MOBILE PACE, Distance 2600m, Addington - Survey 3200m

Result	TAB no.	Horse (Barrier)	2600 to	2400m to
10th	2	Ramada (2)	2400m	2200m
		Position in running (margin)	-	3(3.6)
		Sectional time (s)	13.26	15.09
		Cumulative time (s)	200.61	187.35
		Speed (m/s)	15.08	13.25
		Stride length (m)	6.50	6.17
		Stride duration (s)	0.437	0.466
		Stride efficiency (%)	66.04	59.53
		Stride count	30.77	32.40

#### Disclaimer.

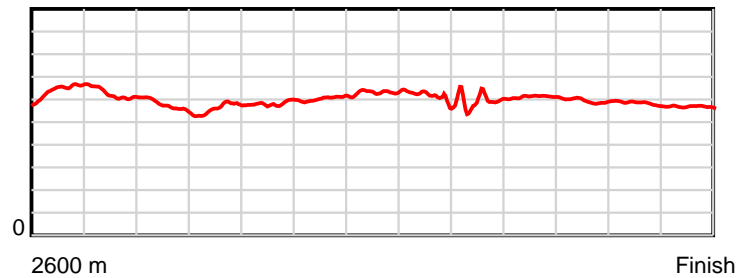
HRNZ and NZMTC and Thoroughbred Ratings Pty Ltd accepts no responsibility for the completeness or accuracy of any of the information contained herein, and makes no representations about its suitability for any particular purpose. Users should make their own judgements about those matters and/or seek independent advice. You assume all risks associated with use of the data provided on this page.

# Race Results

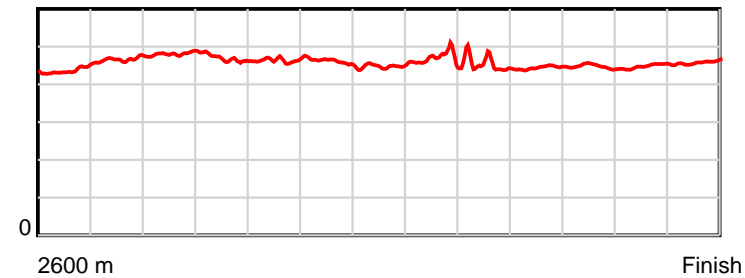
March 25, 2022, Race 2, AVON CITY FORD MOBILE PACE, Distance 2600m, Addington - Survey 3200m

Result	TAB no.	Horse (Barrier)	2200m to	2000m to	1800m to	1600m to	1400m to	1200m to	1000m to	800m to	600m to	400m to	200m to	Total or	Margin
10th	2	Ramada (2)	2000m	1800m	1600m	1400m	1200m	1000m	800m	600m	400m	200m	WP	Average	
		Position in running (margin)	3(4.2)	5(6.4)	6(8.1)	5(6.8)	7(9.4)	7(13.8)	9(16.7)	10(14.5)	10(10.5)	10(11.7)	10(19.6)		30.20
		Sectional time (s)	17.25	16.75	15.80	15.32	14.17	15.73	15.67	14.56	15.31	15.32	16.38		
		Cumulative time (s)	172.26	155.01	138.26	122.46	107.14	92.97	77.24	61.57	47.01	31.70	16.38	3:20.61	
		Speed (m/s)	11.59	11.94	12.66	13.05	14.11	12.71	12.76	13.74	13.06	13.05	12.21	12.96	
		Stride length (m)	5.58	5.60	5.87	6.03	6.32	5.90	5.75	6.11	5.84	5.86	5.61	5.92	
		Stride duration (s)	0.481	0.469	0.463	0.462	0.447	0.464	0.451	0.445	0.447	0.449	0.459	0.457	
		Stride efficiency (%)	48.61	48.96	53.80	56.77	62.32	54.49	51.72	58.36	53.29	53.58	49.10	54.78	
		Stride count	35.86	35.73	34.09	33.18	31.67	33.87	34.76	32.73	34.25	34.16	35.68	439.15	

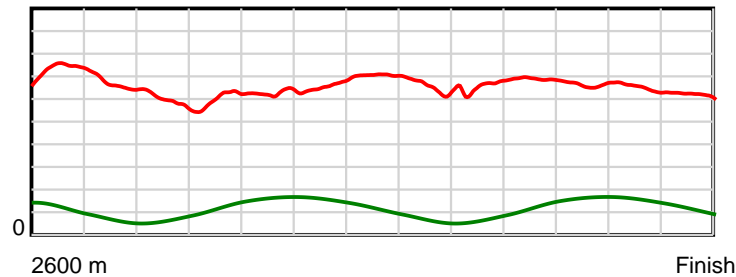
10 m Stride length



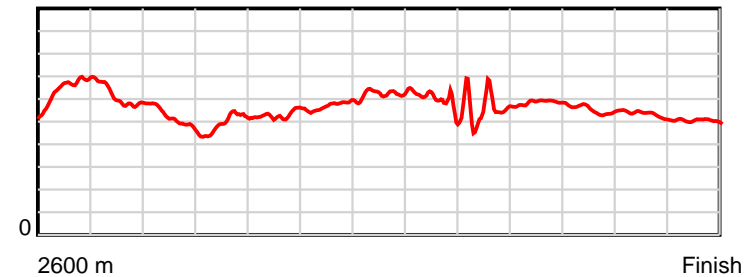
0.6 s Stride duration



20 m/sec Speed



100 % Stride efficiency



Note: Horizontal distance axis grid lines are 200m furlongs.

**Disclaimer.**

HRNZ and NZMTC and Thoroughbred Ratings Pty Ltd accepts no responsibility for the completeness or accuracy of any of the information contained herein, and makes no representations about its suitability for any particular purpose. Users should make their own judgements about those matters and/or seek independent advice. You assume all risks associated with use of the data provided on this page.



# Race Results



March 25, 2022, Race 2, AVON CITY FORD MOBILE PACE, Distance 2600m, Addington - Survey 3200m

Result	TAB no.	Horse (Barrier)	2600 to	2400m to
11th	5	<b>Flyaway (5)</b>	<b>2400m</b>	<b>2200m</b>
		Position in running (margin)	-	9(10.7)
		Sectional time (s)	14.47	14.62
		Cumulative time (s)	206.96	192.49
		Speed (m/s)	13.82	13.68
		Stride length (m)	6.26	6.20
		Stride duration (s)	0.446	0.453
		Stride efficiency (%)	61.25	60.08
		Stride count	31.94	32.25

#### Disclaimer.

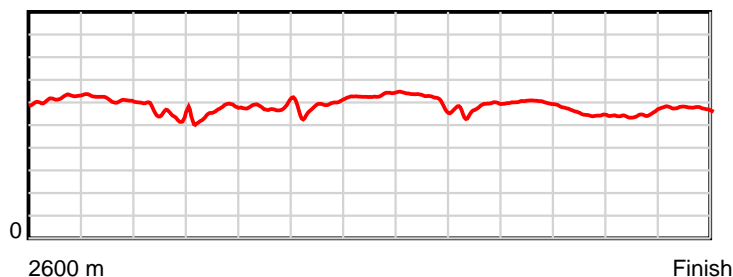
HRNZ and NZMTC and Thoroughbred Ratings Pty Ltd accepts no responsibility for the completeness or accuracy of any of the information contained herein, and makes no representations about its suitability for any particular purpose. Users should make their own judgements about those matters and/or seek independent advice. You assume all risks associated with use of the data provided on this page.

# Race Results

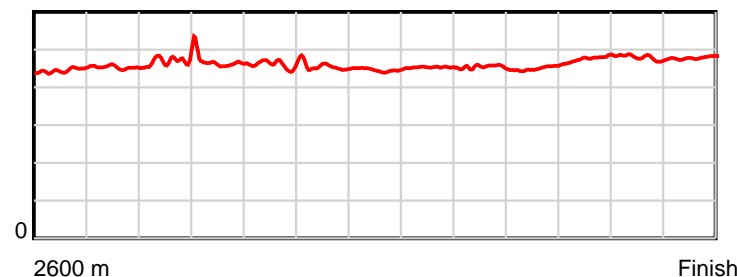
March 25, 2022, Race 2, AVON CITY FORD MOBILE PACE, Distance 2600m, Addington - Survey 3200m

Result	TAB no.	Horse (Barrier)	2200m to	2000m to	1800m to	1600m to	1400m to	1200m to	1000m to	800m to	600m to	400m to	200m to	Total or	Margin
11th	5	Flyaway (5)	2000m	1800m	1600m	1400m	1200m	1000m	800m	600m	400m	200m	WP	Average	
		Position in running (margin)	7(8.4)	8(9.0)	9(11.1)	8(11.2)	10(15.6)	10(20.0)	11(19.0)	11(20.8)	11(20.0)	11(34.8)	11(55.3)		65.40
		Sectional time (s)	16.97	16.81	16.03	15.61	14.17	15.07	16.34	15.10	17.56	17.42	16.79		
		Cumulative time (s)	177.87	160.90	144.09	128.06	112.45	98.28	83.21	66.87	51.77	34.21	16.79	3:26.96	
		Speed (m/s)	11.79	11.90	12.48	12.81	14.11	13.27	12.24	13.25	11.39	11.48	11.91	12.56	
		Stride length (m)	5.55	5.54	5.75	5.82	6.30	6.01	5.55	5.97	5.44	5.49	5.70	5.80	
		Stride duration (s)	0.471	0.466	0.461	0.454	0.446	0.453	0.453	0.451	0.477	0.479	0.478	0.462	
		Stride efficiency (%)	48.09	47.92	51.61	52.91	62.04	56.42	48.08	55.75	46.18	47.18	50.78	52.55	
		Stride count	36.05	36.12	34.80	34.37	31.74	33.28	36.05	33.49	36.79	36.40	35.08	448.36	

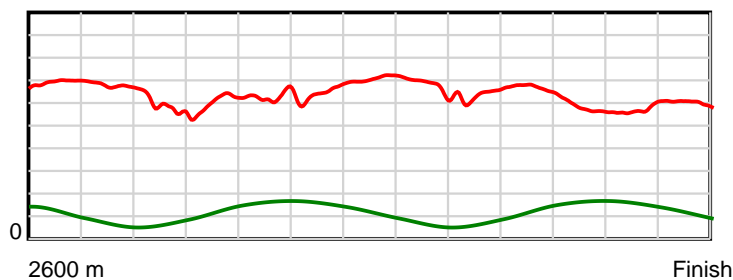
10 m Stride length



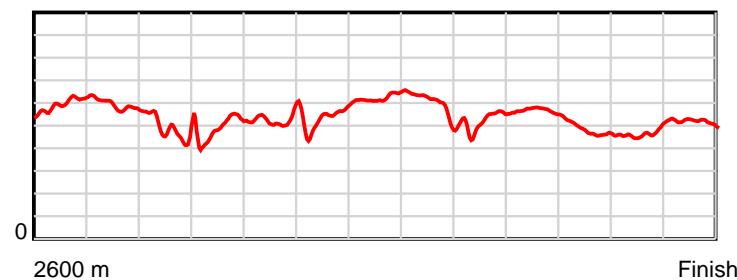
0.6 s Stride duration



20 m/sec Speed



100 % Stride efficiency



Note: Horizontal distance axis grid lines are 200m furlongs.

**Disclaimer.**

HRNZ and NZMTC and Thoroughbred Ratings Pty Ltd accepts no responsibility for the completeness or accuracy of any of the information contained herein, and makes no representations about its suitability for any particular purpose. Users should make their own judgements about those matters and/or seek independent advice. You assume all risks associated with use of the data provided on this page.