



Race Results

NZ Metropolitan Trotting Club Inc, HRNZ, March 25, 2022

Compilation date: March 25, 2022, 6:24:58 PM (NZDT)

Copyright © 2022 HRNZ and NZMTC. All rights reserved.

Trademarks.

StrideMASTER is a registered trademark of Thoroughbred Ratings Pty Ltd.

Disclaimer.

HRNZ and NZMTC and Thoroughbred Ratings Pty Ltd accepts no responsibility for the completeness or accuracy of any of the information contained herein, and makes no representations about its suitability for any particular purpose. Users should make their own judgements about those matters and/or seek independent advice. You assume all risks associated with use of the data provided on this page.



Race Results



March 25, 2022, Race 4, THE CROSSING HANDICAP TROT, Distance 2600m, Addington - Survey 3200m

Result	TAB no.	Horse (Barrier)	2600 to	2400m to
1st	11	Belisma (4)	2400m	2200m
		Position in running (margin)	-	10(14.2)
		Sectional time (s)	20.03	15.05
		Cumulative time (s)	201.29	181.26
		Speed (m/s)	9.98	13.29
		Stride length (m)	5.27	5.73
		Stride duration (s)	0.441	0.431
		Stride efficiency (%)	43.32	51.35
		Stride count	37.99	34.89

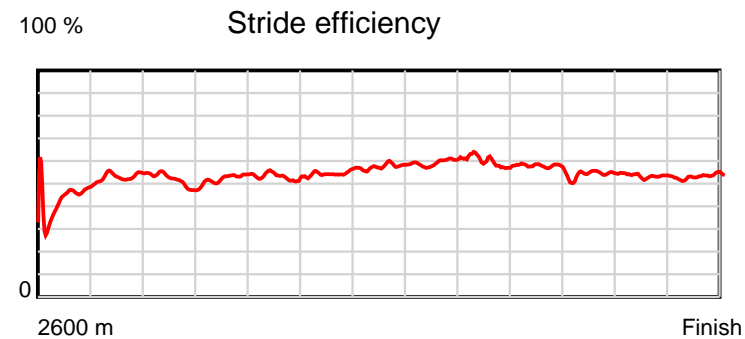
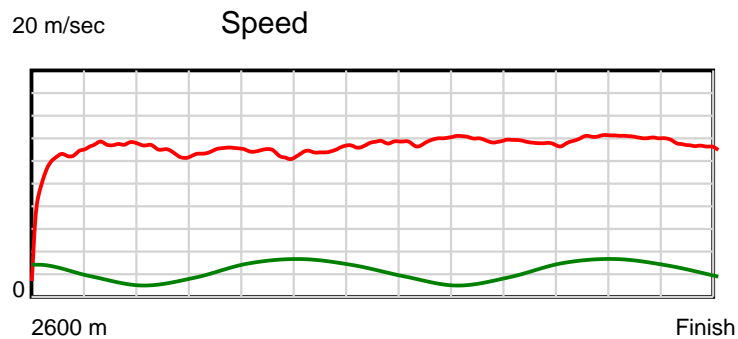
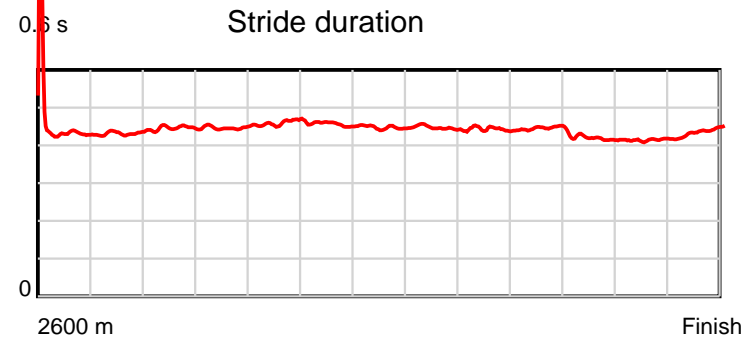
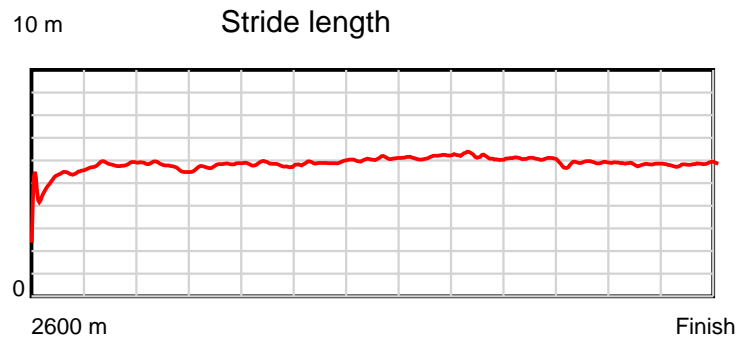
Disclaimer.

HRNZ and NZMTC and Thoroughbred Ratings Pty Ltd accepts no responsibility for the completeness or accuracy of any of the information contained herein, and makes no representations about its suitability for any particular purpose. Users should make their own judgements about those matters and/or seek independent advice. You assume all risks associated with use of the data provided on this page.

Race Results

March 25, 2022, Race 4, THE CROSSING HANDICAP TROT, Distance 2600m, Addington - Survey 3200m

Result	TAB no.	Horse (Barrier)	2200m to	2000m to	1800m to	1600m to	1400m to	1200m to	1000m to	800m to	600m to	400m to	200m to	Total or	Margin
1st	11	Belisma (4)	2000m	1800m	1600m	1400m	1200m	1000m	800m	600m	400m	200m	WP	Average	
		Position in running (margin)	8(14.4)	8(22.9)	8(20.9)	8(19.5)	8(17.0)	8(16.0)	9(16.0)	7(16.2)	7(14.9)	3(9.1)	2(1.4)		0.00
		Sectional time (s)	16.22	15.33	15.88	15.15	14.83	14.80	14.96	14.76	14.62	14.38	15.28		
		Cumulative time (s)	166.21	149.99	134.66	118.78	103.63	88.80	74.00	59.04	44.28	29.66	15.28	3:21.29	
		Speed (m/s)	12.33	13.05	12.59	13.20	13.49	13.51	13.37	13.55	13.68	13.91	13.09	12.92	
		Stride length (m)	5.50	5.84	5.79	6.02	6.03	6.04	5.88	6.03	5.72	5.77	5.74	5.79	
		Stride duration (s)	0.446	0.447	0.460	0.456	0.447	0.447	0.440	0.445	0.419	0.415	0.439	0.448	
		Stride efficiency (%)	47.20	53.21	52.33	56.56	56.89	57.02	53.97	56.80	51.22	51.96	51.50	52.34	
		Stride count	36.39	34.27	34.56	33.24	33.15	33.11	34.03	33.17	34.94	34.69	34.84	449.27	



Note: Horizontal distance axis grid lines are 200m furlongs.

Disclaimer.

HRNZ and NZMTC and Thoroughbred Ratings Pty Ltd accepts no responsibility for the completeness or accuracy of any of the information contained herein, and makes no representations about its suitability for any particular purpose. Users should make their own judgements about those matters and/or seek independent advice. You assume all risks associated with use of the data provided on this page.



Race Results



March 25, 2022, Race 4, THE CROSSING HANDICAP TROT, Distance 2600m, Addington - Survey 3200m

Result	TAB no.	Horse (Barrier)	2600 to	2400m to
2nd	3	Take After Me (5)	2400m	2200m
		Position in running (margin)	-	1(0.0)
		Sectional time (s)	17.78	15.58
		Cumulative time (s)	201.58	183.80
		Speed (m/s)	11.25	12.84
		Stride length (m)	5.50	5.61
		Stride duration (s)	0.478	0.437
		Stride efficiency (%)	47.33	49.22
		Stride count	36.34	35.63

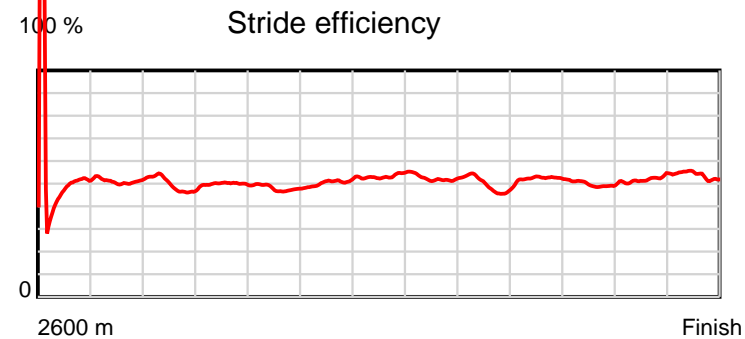
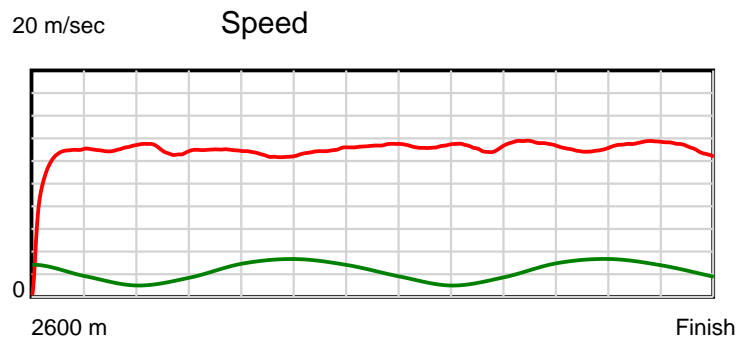
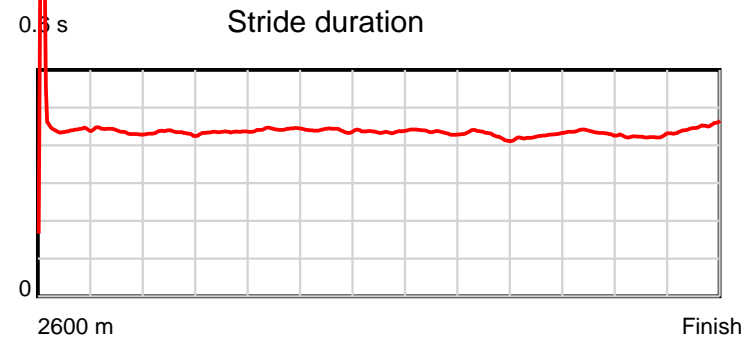
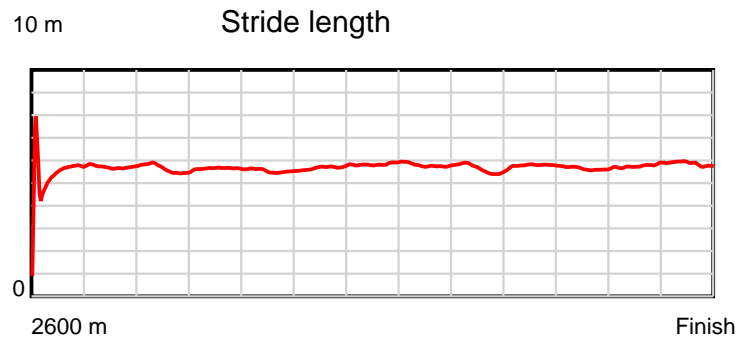
Disclaimer.

HRNZ and NZMTC and Thoroughbred Ratings Pty Ltd accepts no responsibility for the completeness or accuracy of any of the information contained herein, and makes no representations about its suitability for any particular purpose. Users should make their own judgements about those matters and/or seek independent advice. You assume all risks associated with use of the data provided on this page.

Race Results

March 25, 2022, Race 4, THE CROSSING HANDICAP TROT, Distance 2600m, Addington - Survey 3200m

Result	TAB no.	Horse (Barrier)	2200m to	2000m to	1800m to	1600m to	1400m to	1200m to	1000m to	800m to	600m to	400m to	200m to	Total or	Margin
2nd	3	Take After Me (5)	2000m	1800m	1600m	1400m	1200m	1000m	800m	600m	400m	200m	WP	Average	
		Position in running (margin)	2(3.4)	2(7.8)	2(6.4)	2(4.9)	2(4.6)	2(4.9)	2(7.9)	2(10.0)	2(8.2)	2(7.4)	3(1.5)		1.60
		Sectional time (s)	15.54	15.44	15.86	15.52	15.04	15.32	15.26	14.68	15.44	14.70	15.42		
		Cumulative time (s)	168.22	152.68	137.24	121.38	105.86	90.82	75.50	60.24	45.56	30.12	15.42	3:21.58	
		Speed (m/s)	12.87	12.95	12.61	12.89	13.30	13.05	13.11	13.62	12.95	13.61	12.97	12.90	
		Stride length (m)	5.57	5.64	5.58	5.66	5.80	5.68	5.60	5.80	5.63	5.77	5.82	5.66	
		Stride duration (s)	0.433	0.435	0.443	0.439	0.436	0.435	0.427	0.426	0.435	0.424	0.449	0.439	
		Stride efficiency (%)	48.54	49.63	48.65	50.04	52.56	50.45	48.95	52.52	49.51	51.95	52.93	50.13	
		Stride count	35.89	35.49	35.84	35.34	34.48	35.20	35.74	34.50	35.53	34.69	34.36	459.03	



Note: Horizontal distance axis grid lines are 200m furlongs.

Disclaimer.

HRNZ and NZMTC and Thoroughbred Ratings Pty Ltd accepts no responsibility for the completeness or accuracy of any of the information contained herein, and makes no representations about its suitability for any particular purpose. Users should make their own judgements about those matters and/or seek independent advice. You assume all risks associated with use of the data provided on this page.



Race Results



March 25, 2022, Race 4, THE CROSSING HANDICAP TROT, Distance 2600m, Addington - Survey 3200m

Result	TAB no.	Horse (Barrier)	2600 to	2400m to
3rd	1	Rachmaninov (0)	2400m	2200m
		Position in running (margin)	-	5(6.3)
		Sectional time (s)	18.92	15.54
		Cumulative time (s)	201.62	182.70
		Speed (m/s)	10.57	12.87
		Stride length (m)	5.56	6.11
		Stride duration (s)	0.478	0.475
		Stride efficiency (%)	48.34	58.34
		Stride count	35.96	32.73

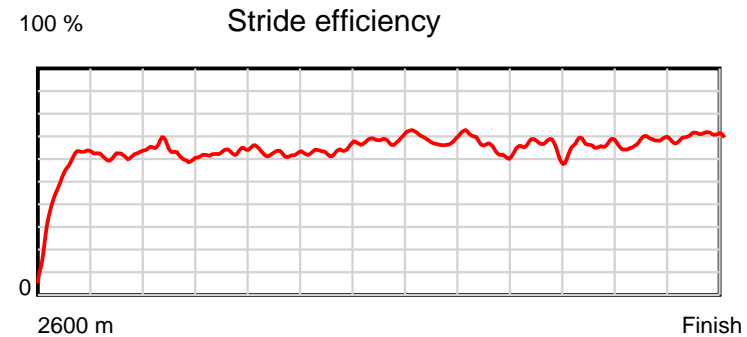
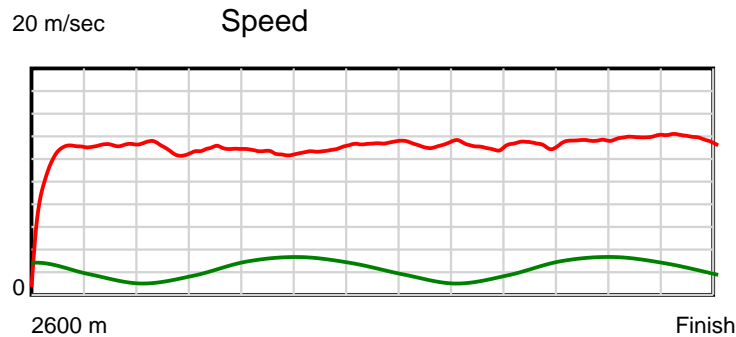
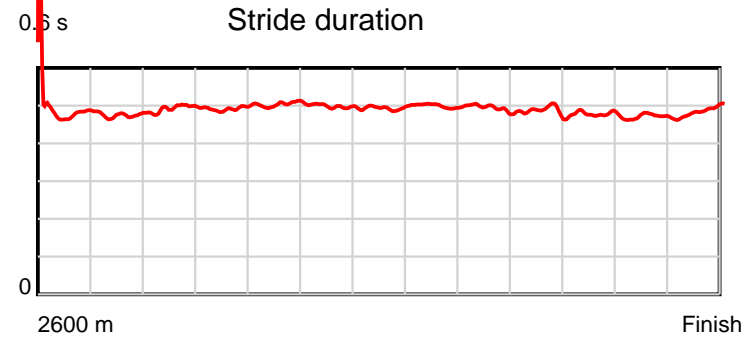
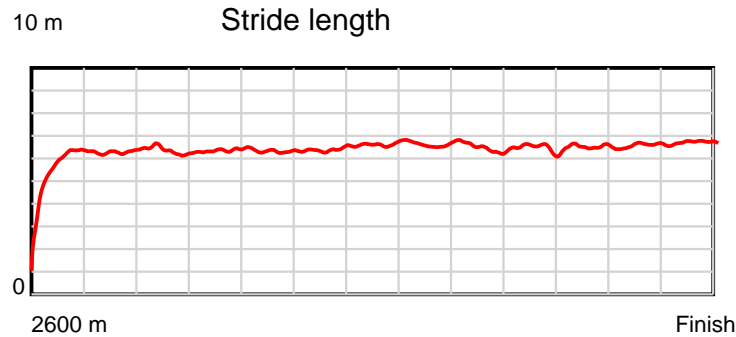
Disclaimer.

HRNZ and NZMTC and Thoroughbred Ratings Pty Ltd accepts no responsibility for the completeness or accuracy of any of the information contained herein, and makes no representations about its suitability for any particular purpose. Users should make their own judgements about those matters and/or seek independent advice. You assume all risks associated with use of the data provided on this page.

Race Results

March 25, 2022, Race 4, THE CROSSING HANDICAP TROT, Distance 2600m, Addington - Survey 3200m

Result	TAB no.	Horse (Barrier)	2200m to	2000m to	1800m to	1600m to	1400m to	1200m to	1000m to	800m to	600m to	400m to	200m to	Total or	Margin
3rd	1	Rachmaninov (0)	2000m	1800m	1600m	1400m	1200m	1000m	800m	600m	400m	200m	WP	Average	
		Position in running (margin)	5(9.4)	5(15.1)	5(14.3)	5(12.8)	5(11.4)	5(10.8)	6(12.5)	8(16.5)	8(16.8)	7(13.1)	6(7.1)		1.90
		Sectional time (s)	15.77	15.53	15.85	15.34	14.90	15.08	15.59	15.02	14.97	14.67	14.44		
		Cumulative time (s)	167.16	151.39	135.86	120.01	104.67	89.77	74.69	59.10	44.08	29.11	14.44	3:21.62	
		Speed (m/s)	12.68	12.88	12.62	13.04	13.42	13.26	12.83	13.32	13.36	13.63	13.85	12.90	
		Stride length (m)	6.25	6.34	6.36	6.50	6.62	6.62	6.33	6.47	6.39	6.41	6.75	6.35	
		Stride duration (s)	0.493	0.493	0.504	0.499	0.493	0.499	0.494	0.486	0.478	0.470	0.487	0.492	
		Stride efficiency (%)	61.13	62.88	63.12	66.01	68.53	68.42	62.62	65.39	63.80	64.21	71.20	62.99	
		Stride count	31.98	31.53	31.47	30.77	30.20	30.22	31.59	30.92	31.30	31.20	29.63	409.50	



Note: Horizontal distance axis grid lines are 200m furlongs.

Disclaimer.

HRNZ and NZMTC and Thoroughbred Ratings Pty Ltd accepts no responsibility for the completeness or accuracy of any of the information contained herein, and makes no representations about its suitability for any particular purpose. Users should make their own judgements about those matters and/or seek independent advice. You assume all risks associated with use of the data provided on this page.



Race Results



March 25, 2022, Race 4, THE CROSSING HANDICAP TROT, Distance 2600m, Addington - Survey 3200m

Result	TAB no.	Horse (Barrier)	2600 to	2400m to
4th	2	Sally Lindenny (2)	2400m	2200m
		Position in running (margin)	-	3(4.3)
		Sectional time (s)	18.57	15.49
		Cumulative time (s)	201.75	183.18
		Speed (m/s)	10.77	12.91
		Stride length (m)	5.15	5.64
		Stride duration (s)	0.463	0.437
		Stride efficiency (%)	41.43	49.64
		Stride count	38.84	35.48

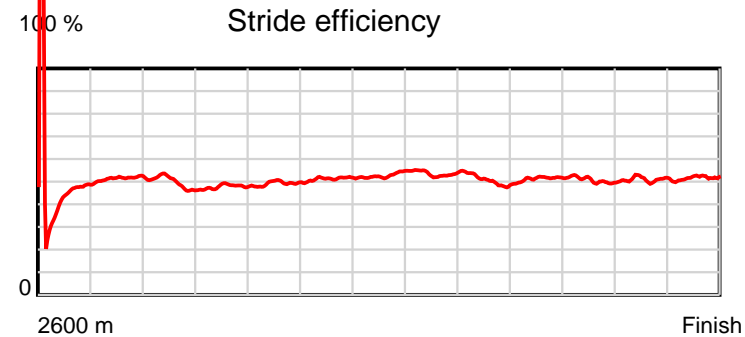
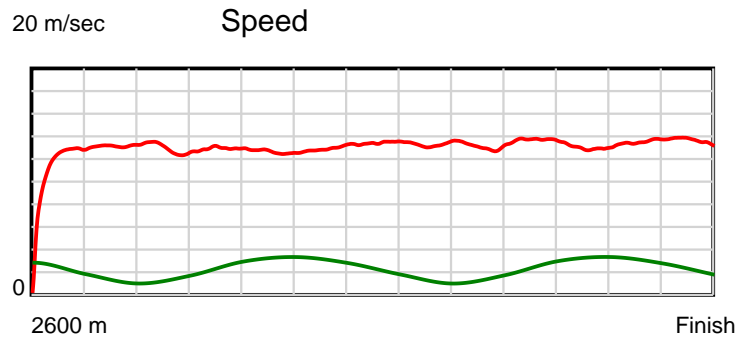
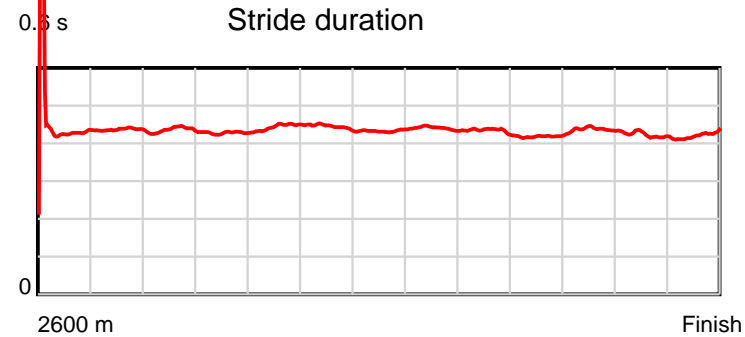
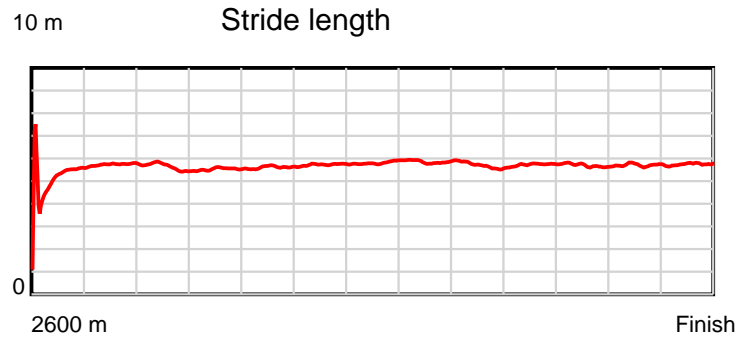
Disclaimer.

HRNZ and NZMTC and Thoroughbred Ratings Pty Ltd accepts no responsibility for the completeness or accuracy of any of the information contained herein, and makes no representations about its suitability for any particular purpose. Users should make their own judgements about those matters and/or seek independent advice. You assume all risks associated with use of the data provided on this page.

Race Results

March 25, 2022, Race 4, THE CROSSING HANDICAP TROT, Distance 2600m, Addington - Survey 3200m

Result	TAB no.	Horse (Barrier)	2200m to	2000m to	1800m to	1600m to	1400m to	1200m to	1000m to	800m to	600m to	400m to	200m to	Total or	Margin
4th	2	Sally Lindenny (2)	2000m	1800m	1600m	1400m	1200m	1000m	800m	600m	400m	200m	WP	Average	
		Position in running (margin)	4(7.2)	4(13.3)	4(11.9)	4(10.2)	4(8.5)	4(8.4)	4(10.7)	5(14.7)	5(12.9)	6(12.5)	5(6.4)		2.60
		Sectional time (s)	15.84	15.44	15.82	15.29	14.98	15.18	15.59	14.68	15.51	14.66	14.70		
		Cumulative time (s)	167.69	151.85	136.41	120.59	105.30	90.32	75.14	59.55	44.87	29.36	14.70	3:21.75	
		Speed (m/s)	12.63	12.95	12.64	13.08	13.35	13.18	12.83	13.62	12.89	13.64	13.61	12.89	
		Stride length (m)	5.50	5.54	5.61	5.81	5.78	5.80	5.56	5.70	5.64	5.76	5.75	5.63	
		Stride duration (s)	0.436	0.428	0.444	0.444	0.433	0.440	0.433	0.419	0.437	0.422	0.422	0.437	
		Stride efficiency (%)	47.29	48.01	49.20	52.73	52.28	52.57	48.30	50.85	49.72	51.89	51.64	49.52	
		Stride count	36.36	36.08	35.64	34.43	34.58	34.48	35.97	35.06	35.46	34.71	34.79	461.88	



Note: Horizontal distance axis grid lines are 200m furlongs.

Disclaimer.

HRNZ and NZMTC and Thoroughbred Ratings Pty Ltd accepts no responsibility for the completeness or accuracy of any of the information contained herein, and makes no representations about its suitability for any particular purpose. Users should make their own judgements about those matters and/or seek independent advice. You assume all risks associated with use of the data provided on this page.



Race Results



March 25, 2022, Race 4, THE CROSSING HANDICAP TROT, Distance 2600m, Addington - Survey 3200m

Result	TAB no.	Horse (Barrier)	2600 to	2400m to
5th	12	Escargo (6)	2400m	2200m
		Position in running (margin)	-	4(6.2)
		Sectional time (s)	18.99	13.99
		Cumulative time (s)	201.86	182.87
		Speed (m/s)	10.53	14.30
		Stride length (m)	5.34	5.73
		Stride duration (s)	0.430	0.401
		Stride efficiency (%)	44.50	51.38
		Stride count	37.48	34.88

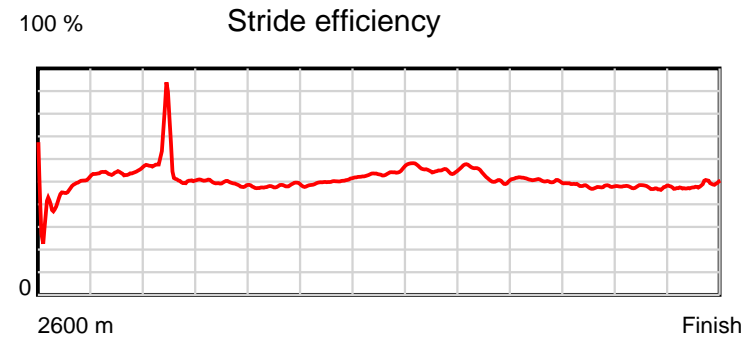
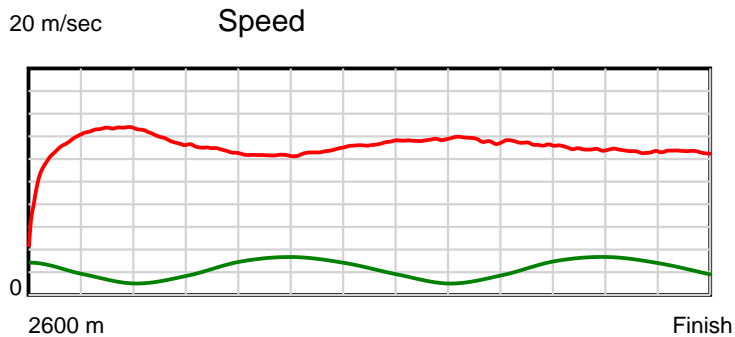
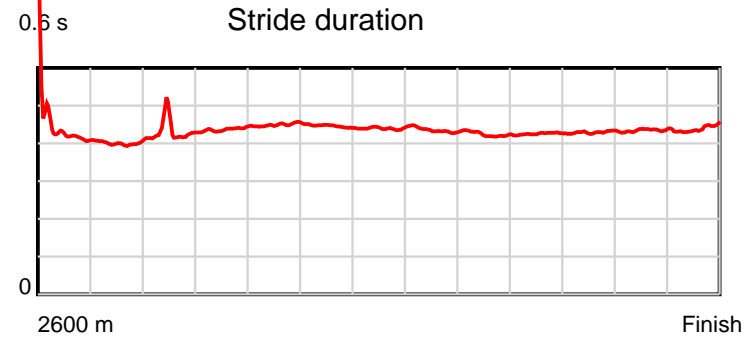
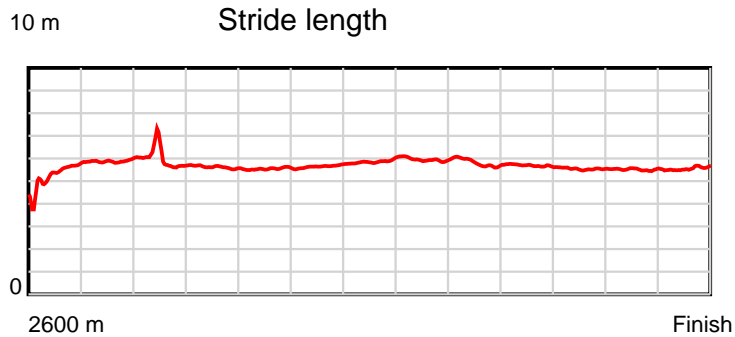
Disclaimer.

HRNZ and NZMTC and Thoroughbred Ratings Pty Ltd accepts no responsibility for the completeness or accuracy of any of the information contained herein, and makes no representations about its suitability for any particular purpose. Users should make their own judgements about those matters and/or seek independent advice. You assume all risks associated with use of the data provided on this page.

Race Results

March 25, 2022, Race 4, THE CROSSING HANDICAP TROT, Distance 2600m, Addington - Survey 3200m

Result	TAB no.	Horse (Barrier)	2200m to	2000m to	1800m to	1600m to	1400m to	1200m to	1000m to	800m to	600m to	400m to	200m to	Total or	Margin
5th	12	Escargo (6)	2000m	1800m	1600m	1400m	1200m	1000m	800m	600m	400m	200m	WP	Average	
		Position in running (margin)	1(0.0)	1(0.0)	1(0.0)	1(0.0)	1(0.0)	1(0.0)	1(0.0)	1(0.0)	1(0.0)	1(0.0)	1(0.0)		3.20
		Sectional time (s)	14.81	15.67	16.11	15.57	14.99	14.81	14.92	14.98	15.58	15.68	15.76		
		Cumulative time (s)	168.88	154.07	138.40	122.29	106.72	91.73	76.92	62.00	47.02	31.44	15.76	3:21.86	
		Speed (m/s)	13.50	12.76	12.41	12.85	13.34	13.50	13.40	13.35	12.84	12.76	12.69	12.88	
		Stride length (m)	5.74	5.59	5.58	5.72	5.86	5.87	5.68	5.68	5.52	5.55	5.58	5.65	
		Stride duration (s)	0.425	0.438	0.449	0.446	0.439	0.435	0.424	0.426	0.430	0.435	0.439	0.438	
		Stride efficiency (%)	51.53	48.79	48.61	51.19	53.67	53.87	50.44	50.49	47.53	48.05	48.61	49.80	
		Stride count	34.83	35.79	35.86	34.95	34.13	34.06	35.20	35.18	36.26	36.07	35.86	460.55	



Note: Horizontal distance axis grid lines are 200m furlongs.

Disclaimer.

HRNZ and NZMTC and Thoroughbred Ratings Pty Ltd accepts no responsibility for the completeness or accuracy of any of the information contained herein, and makes no representations about its suitability for any particular purpose. Users should make their own judgements about those matters and/or seek independent advice. You assume all risks associated with use of the data provided on this page.



Race Results



March 25, 2022, Race 4, THE CROSSING HANDICAP TROT, Distance 2600m, Addington - Survey 3200m

Result	TAB no.	Horse (Barrier)	2600 to	2400m to
6th	5	That's Enterta... (8)	2400m	2200m
		Position in running (margin)	-	2(2.2)
		Sectional time (s)	18.19	15.31
		Cumulative time (s)	203.68	185.49
		Speed (m/s)	10.99	13.06
		Stride length (m)	5.70	6.19
		Stride duration (s)	0.513	0.474
		Stride efficiency (%)	50.68	59.90
		Stride count	35.12	32.30

Disclaimer.

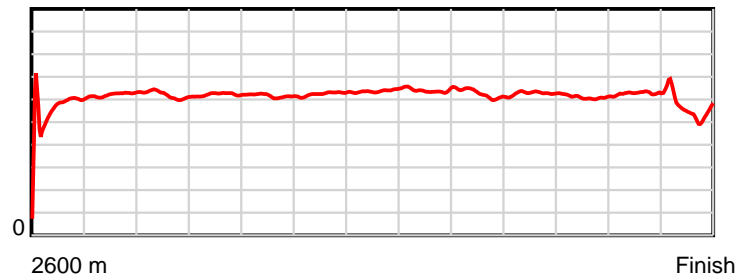
HRNZ and NZMTC and Thoroughbred Ratings Pty Ltd accepts no responsibility for the completeness or accuracy of any of the information contained herein, and makes no representations about its suitability for any particular purpose. Users should make their own judgements about those matters and/or seek independent advice. You assume all risks associated with use of the data provided on this page.

Race Results

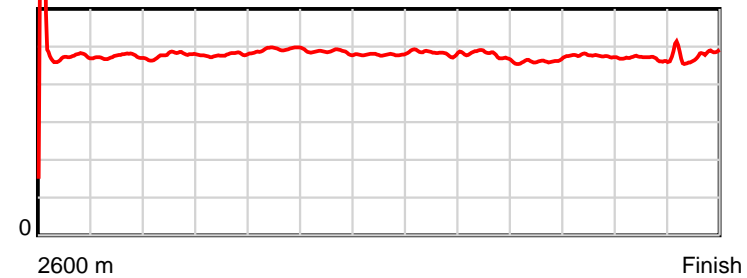
March 25, 2022, Race 4, THE CROSSING HANDICAP TROT, Distance 2600m, Addington - Survey 3200m

Result	TAB no.	Horse (Barrier)	2200m to	2000m to	1800m to	1600m to	1400m to	1200m to	1000m to	800m to	600m to	400m to	200m to	Total or	Margin
6th	5	That's Enterta... (8)	2000m	1800m	1600m	1400m	1200m	1000m	800m	600m	400m	200m	WP	Average	
		Position in running (margin)	3(3.9)	3(10.6)	3(9.3)	3(9.0)	3(5.8)	3(6.0)	3(8.2)	4(12.9)	4(11.2)	4(10.1)	4(3.9)		13.30
		Sectional time (s)	15.92	15.45	16.07	15.04	15.01	15.18	15.71	14.70	15.39	14.64	17.07		
		Cumulative time (s)	170.18	154.26	138.81	122.74	107.70	92.69	77.51	61.80	47.10	31.71	17.07	3:23.68	
		Speed (m/s)	12.56	12.94	12.45	13.30	13.32	13.18	12.73	13.61	13.00	13.66	11.72	12.77	
		Stride length (m)	5.99	6.20	6.14	6.46	6.38	6.38	6.07	6.29	6.18	6.39	5.62	6.14	
		Stride duration (s)	0.477	0.479	0.493	0.486	0.479	0.484	0.476	0.462	0.475	0.468	0.479	0.481	
		Stride efficiency (%)	56.16	59.99	58.90	65.29	63.56	63.61	57.49	61.88	59.66	63.71	49.32	58.95	
		Stride count	33.36	32.28	32.58	30.94	31.36	31.35	32.97	31.78	32.37	31.32	35.60	423.33	

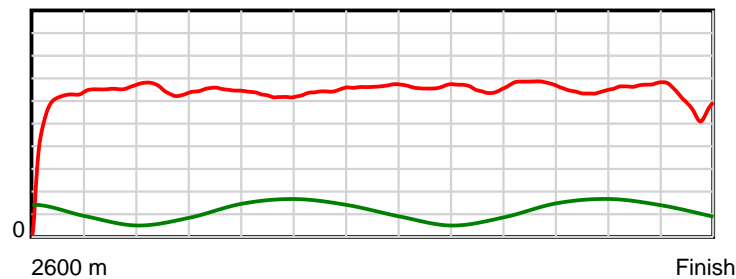
10 m Stride length



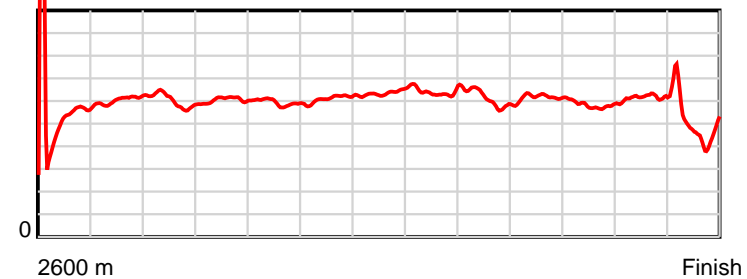
0.5 s Stride duration



20 m/sec Speed



100 % Stride efficiency



Note: Horizontal distance axis grid lines are 200m furlongs.

Disclaimer.

HRNZ and NZMTC and Thoroughbred Ratings Pty Ltd accepts no responsibility for the completeness or accuracy of any of the information contained herein, and makes no representations about its suitability for any particular purpose. Users should make their own judgements about those matters and/or seek independent advice. You assume all risks associated with use of the data provided on this page.



Race Results



March 25, 2022, Race 4, THE CROSSING HANDICAP TROT, Distance 2600m, Addington - Survey 3200m

Result	TAB no.	Horse (Barrier)	2600 to	2400m to
7th	9	Jakarta (1)	2400m	2200m
		Position in running (margin)	-	8(10.8)
		Sectional time (s)	19.49	15.19
		Cumulative time (s)	204.29	184.80
		Speed (m/s)	10.26	13.17
		Stride length (m)	5.64	6.21
		Stride duration (s)	0.470	0.472
		Stride efficiency (%)	49.66	60.26
		Stride count	35.48	32.21

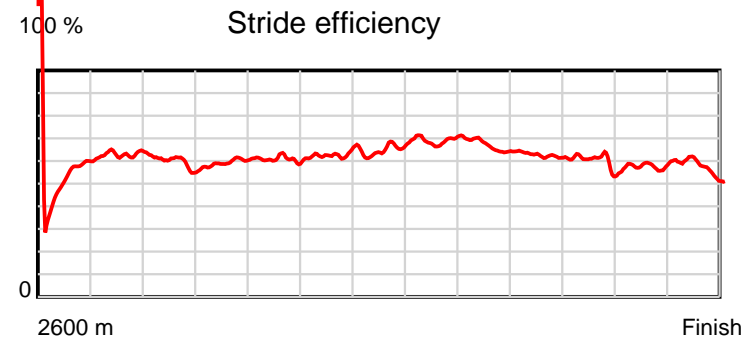
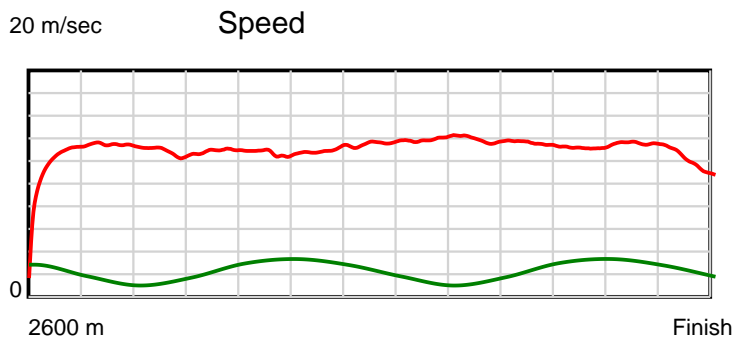
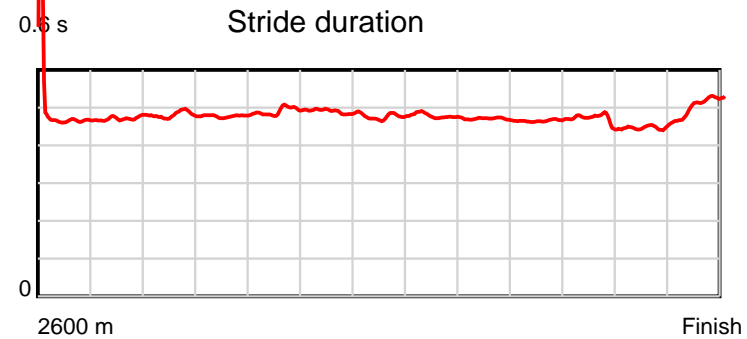
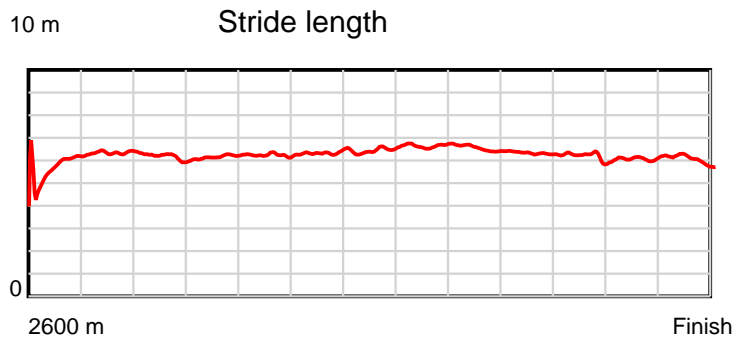
Disclaimer.

HRNZ and NZMTC and Thoroughbred Ratings Pty Ltd accepts no responsibility for the completeness or accuracy of any of the information contained herein, and makes no representations about its suitability for any particular purpose. Users should make their own judgements about those matters and/or seek independent advice. You assume all risks associated with use of the data provided on this page.

Race Results

March 25, 2022, Race 4, THE CROSSING HANDICAP TROT, Distance 2600m, Addington - Survey 3200m

Result	TAB no.	Horse (Barrier)	2200m to	2000m to	1800m to	1600m to	1400m to	1200m to	1000m to	800m to	600m to	400m to	200m to	Total or	Margin
7th	9	Jakarta (1)	2000m	1800m	1600m	1400m	1200m	1000m	800m	600m	400m	200m	WP	Average	
		Position in running (margin)	7(11.9)	7(21.6)	7(20.5)	7(18.8)	7(13.9)	7(13.2)	7(13.1)	6(15.3)	6(14.4)	8(14.0)	7(7.3)		16.70
		Sectional time (s)	16.43	15.48	15.84	14.74	14.88	14.80	15.28	14.84	15.51	14.56	17.25		
		Cumulative time (s)	169.61	153.18	137.70	121.86	107.12	92.24	77.44	62.16	47.32	31.81	17.25	3:24.29	
		Speed (m/s)	12.17	12.92	12.63	13.57	13.44	13.51	13.09	13.48	12.89	13.74	11.59	12.73	
		Stride length (m)	5.85	6.18	6.21	6.65	6.40	6.46	6.14	6.27	6.02	6.17	5.93	6.15	
		Stride duration (s)	0.480	0.478	0.491	0.490	0.476	0.478	0.469	0.465	0.467	0.449	0.511	0.483	
		Stride efficiency (%)	53.43	59.60	60.22	69.05	63.94	65.29	58.98	61.47	56.62	59.58	54.89	59.15	
		Stride count	34.20	32.38	32.22	30.09	31.27	30.94	32.55	31.89	33.22	32.39	33.75	422.59	



Note: Horizontal distance axis grid lines are 200m furlongs.

Disclaimer.

HRNZ and NZMTC and Thoroughbred Ratings Pty Ltd accepts no responsibility for the completeness or accuracy of any of the information contained herein, and makes no representations about its suitability for any particular purpose. Users should make their own judgements about those matters and/or seek independent advice. You assume all risks associated with use of the data provided on this page.



Race Results



March 25, 2022, Race 4, THE CROSSING HANDICAP TROT, Distance 2600m, Addington - Survey 3200m

Result	TAB no.	Horse (Barrier)	2600 to	2400m to
8th	10	Winning Bones (3)	2400m	2200m
		Position in running (margin)	-	7(8.6)
		Sectional time (s)	19.22	15.28
		Cumulative time (s)	204.56	185.34
		Speed (m/s)	10.41	13.09
		Stride length (m)	5.48	6.02
		Stride duration (s)	0.450	0.460
		Stride efficiency (%)	46.96	56.62
		Stride count	36.48	33.23

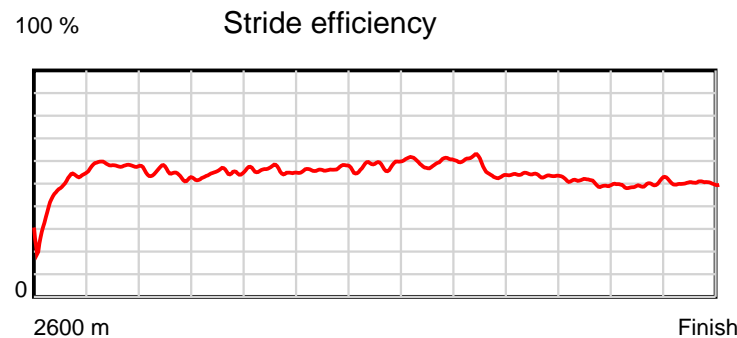
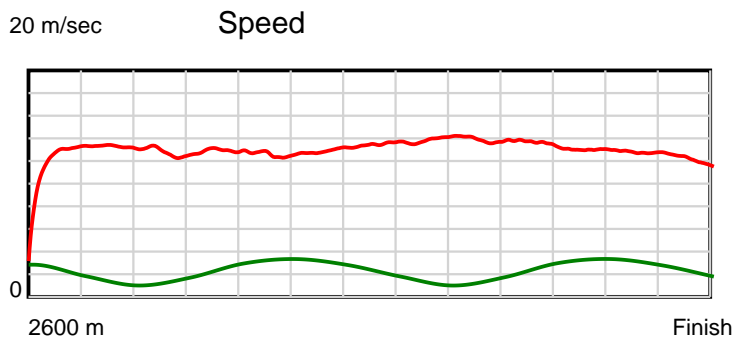
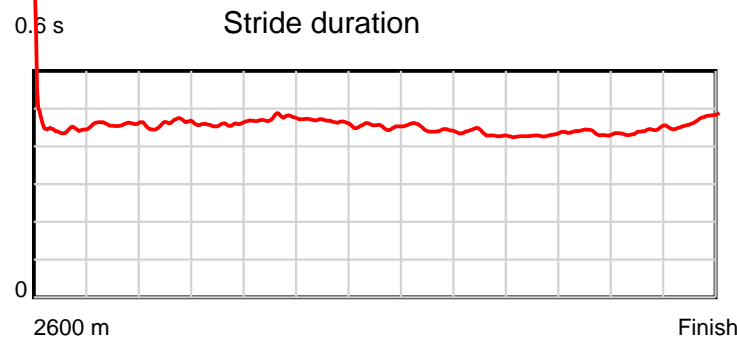
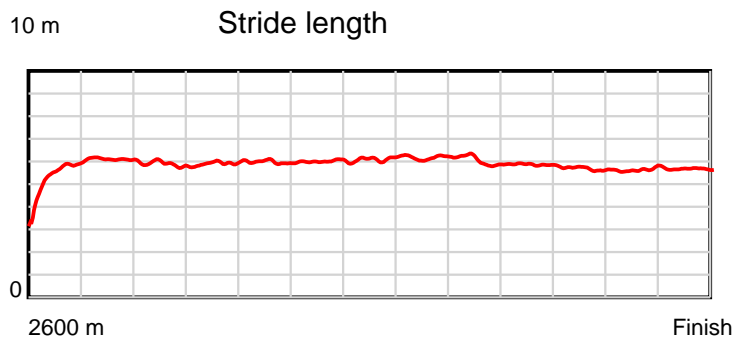
Disclaimer.

HRNZ and NZMTC and Thoroughbred Ratings Pty Ltd accepts no responsibility for the completeness or accuracy of any of the information contained herein, and makes no representations about its suitability for any particular purpose. Users should make their own judgements about those matters and/or seek independent advice. You assume all risks associated with use of the data provided on this page.

Race Results

March 25, 2022, Race 4, THE CROSSING HANDICAP TROT, Distance 2600m, Addington - Survey 3200m

Result	TAB no.	Horse (Barrier)	2200m to	2000m to	1800m to	1600m to	1400m to	1200m to	1000m to	800m to	600m to	400m to	200m to	Total or	Margin
8th	10	Winning Bones (3)	2000m	1800m	1600m	1400m	1200m	1000m	800m	600m	400m	200m	WP	Average	
		Position in running (margin)	6(10.2)	6(17.4)	6(16.1)	6(15.0)	6(12.6)	6(11.8)	5(11.9)	3(12.4)	3(10.6)	5(11.4)	8(10.9)		18.20
		Sectional time (s)	16.01	15.45	15.94	15.17	14.86	14.82	15.01	14.68	15.71	15.60	16.81		
		Cumulative time (s)	170.06	154.05	138.60	122.66	107.49	92.63	77.81	62.80	48.12	32.41	16.81	3:24.56	
		Speed (m/s)	12.49	12.94	12.55	13.18	13.46	13.50	13.32	13.62	12.73	12.82	11.90	12.71	
		Stride length (m)	5.75	5.93	5.95	6.16	6.09	6.02	5.78	5.86	5.55	5.66	5.59	5.83	
		Stride duration (s)	0.460	0.458	0.474	0.467	0.453	0.446	0.434	0.430	0.436	0.441	0.470	0.458	
		Stride efficiency (%)	51.70	55.04	55.36	59.24	57.99	56.58	52.18	53.60	48.16	50.03	48.75	53.04	
		Stride count	34.77	33.70	33.60	32.48	32.83	33.24	34.61	34.15	36.03	35.35	35.81	446.28	



Note: Horizontal distance axis grid lines are 200m furlongs.

Disclaimer.

HRNZ and NZMTC and Thoroughbred Ratings Pty Ltd accepts no responsibility for the completeness or accuracy of any of the information contained herein, and makes no representations about its suitability for any particular purpose. Users should make their own judgements about those matters and/or seek independent advice. You assume all risks associated with use of the data provided on this page.



Race Results



March 25, 2022, Race 4, THE CROSSING HANDICAP TROT, Distance 2600m, Addington - Survey 3200m

Result	TAB no.	Horse (Barrier)	2600 to	2400m to
9th	6	Bellerophonte (9)	2400m	2200m
		Position in running (margin)	-	6(7.2)
		Sectional time (s)	18.95	19.73
		Cumulative time (s)	205.11	186.16
		Speed (m/s)	10.55	10.14
		Stride length (m)	5.44	4.88
		Stride duration (s)	0.511	0.481
		Stride efficiency (%)	46.27	37.18
		Stride count	36.76	41.00

Disclaimer.

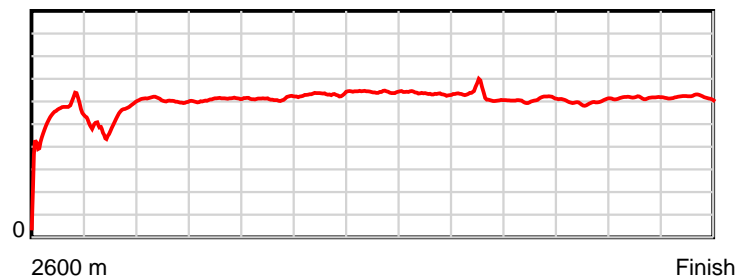
HRNZ and NZMTC and Thoroughbred Ratings Pty Ltd accepts no responsibility for the completeness or accuracy of any of the information contained herein, and makes no representations about its suitability for any particular purpose. Users should make their own judgements about those matters and/or seek independent advice. You assume all risks associated with use of the data provided on this page.

Race Results

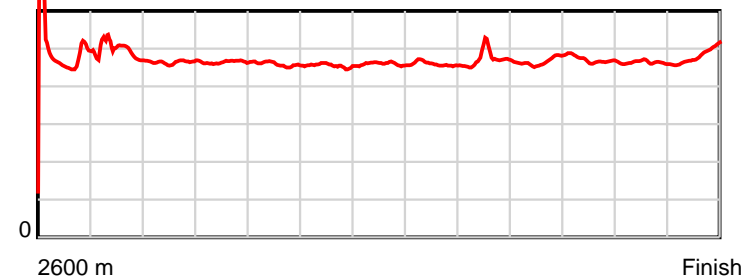
March 25, 2022, Race 4, THE CROSSING HANDICAP TROT, Distance 2600m, Addington - Survey 3200m

Result	TAB no.	Horse (Barrier)	2200m to	2000m to	1800m to	1600m to	1400m to	1200m to	1000m to	800m to	600m to	400m to	200m to	Total or	Margin
9th	6	Bellerophonte (9)	2000m	1800m	1600m	1400m	1200m	1000m	800m	600m	400m	200m	WP	Average	
		Position in running (margin)	10(35.5)	10(41.0)	10(38.7)	10(31.5)	10(23.2)	10(19.3)	10(18.5)	10(21.7)	9(24.2)	9(24.8)	9(20.1)		21.30
		Sectional time (s)	15.74	15.28	14.91	14.19	14.34	14.66	15.45	15.40	15.68	14.89	15.89		
		Cumulative time (s)	166.43	150.69	135.41	120.50	106.31	91.97	77.31	61.86	46.46	30.78	15.89	3:25.11	
		Speed (m/s)	12.71	13.09	13.41	14.09	13.95	13.64	12.94	12.99	12.76	13.43	12.59	12.68	
		Stride length (m)	5.89	6.07	6.13	6.40	6.39	6.26	6.08	6.08	5.98	6.22	6.12	5.97	
		Stride duration (s)	0.464	0.464	0.457	0.454	0.458	0.459	0.470	0.468	0.469	0.463	0.486	0.471	
		Stride efficiency (%)	54.29	57.62	58.77	64.03	63.76	61.29	57.80	57.70	55.85	60.48	58.49	55.62	
		Stride count	33.93	32.94	32.61	31.24	31.31	31.93	32.89	32.91	33.45	32.15	32.69	435.81	

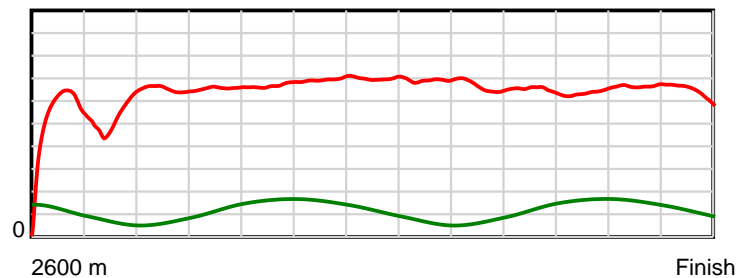
10 m Stride length



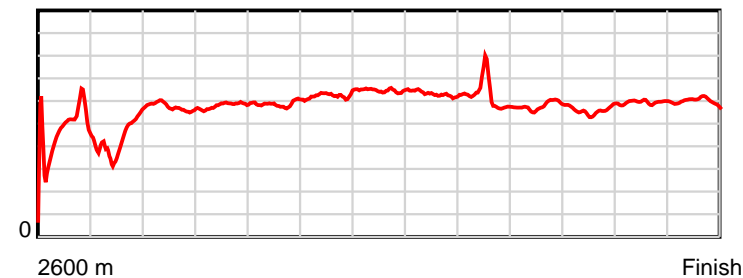
0.5 s Stride duration



20 m/sec Speed



100 % Stride efficiency



Note: Horizontal distance axis grid lines are 200m furlongs.

Disclaimer.

HRNZ and NZMTC and Thoroughbred Ratings Pty Ltd accepts no responsibility for the completeness or accuracy of any of the information contained herein, and makes no representations about its suitability for any particular purpose. Users should make their own judgements about those matters and/or seek independent advice. You assume all risks associated with use of the data provided on this page.



Race Results



March 25, 2022, Race 4, THE CROSSING HANDICAP TROT, Distance 2600m, Addington - Survey 3200m

Result	TAB no.	Horse (Barrier)	2600 to	2400m to
10th	4	Aldebaran Heat... (7)	2400m	2200m
		Position in running (margin)	-	9(11.8)
		Sectional time (s)	19.73	16.10
		Cumulative time (s)	216.50	196.77
		Speed (m/s)	10.14	12.42
		Stride length (m)	5.19	5.73
		Stride duration (s)	0.488	0.461
		Stride efficiency (%)	42.02	51.37
		Stride count	38.57	34.88

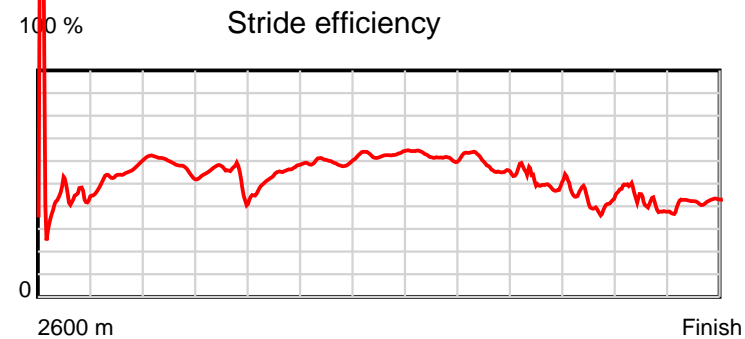
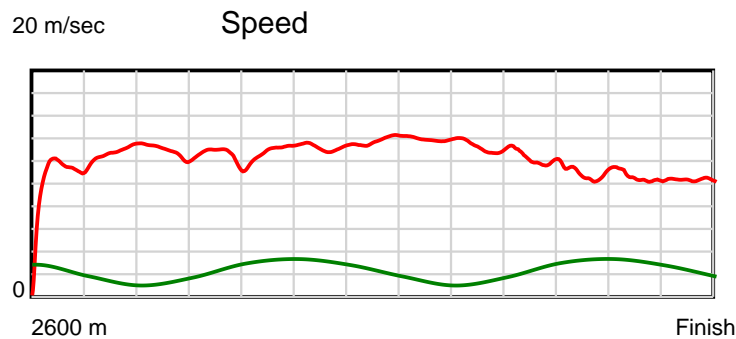
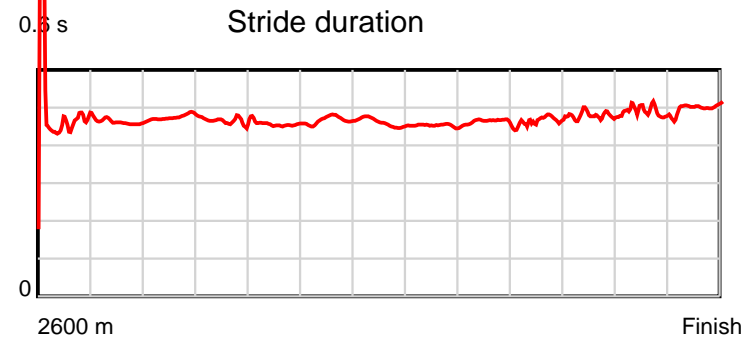
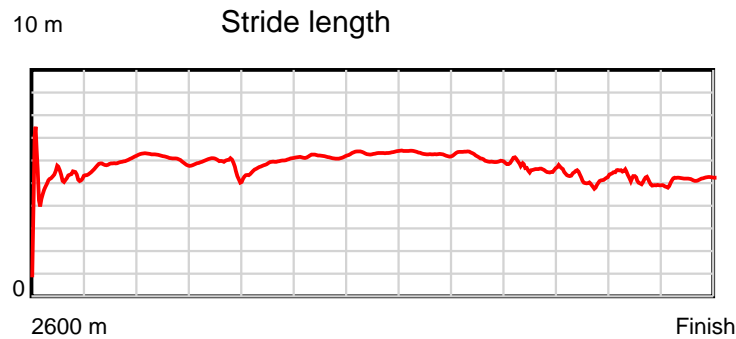
Disclaimer.

HRNZ and NZMTC and Thoroughbred Ratings Pty Ltd accepts no responsibility for the completeness or accuracy of any of the information contained herein, and makes no representations about its suitability for any particular purpose. Users should make their own judgements about those matters and/or seek independent advice. You assume all risks associated with use of the data provided on this page.

Race Results

March 25, 2022, Race 4, THE CROSSING HANDICAP TROT, Distance 2600m, Addington - Survey 3200m

Result	TAB no.	Horse (Barrier)	2200m to	2000m to	1800m to	1600m to	1400m to	1200m to	1000m to	800m to	600m to	400m to	200m to	Total or	Margin
10th	4	Aldebaran Heat... (7)	2000m	1800m	1600m	1400m	1200m	1000m	800m	600m	400m	200m	WP	Average	
		Position in running (margin)	9(18.3)	9(23.2)	9(25.1)	9(22.2)	9(21.0)	9(17.8)	8(15.9)	9(18.0)	10(27.5)	10(46.2)	10(66.4)		84.50
		Sectional time (s)	15.64	15.97	15.63	15.38	14.46	14.48	15.27	16.56	18.70	19.03	19.55		
		Cumulative time (s)	180.67	165.03	149.06	133.43	118.05	103.59	89.11	73.84	57.28	38.58	19.55	3:36.50	
		Speed (m/s)	12.79	12.52	12.80	13.00	13.83	13.81	13.10	12.08	10.70	10.51	10.23	12.01	
		Stride length (m)	6.08	5.77	5.83	6.08	6.36	6.25	6.03	5.44	5.08	5.01	5.16	5.66	
		Stride duration (s)	0.476	0.461	0.455	0.467	0.459	0.453	0.461	0.451	0.475	0.477	0.505	0.471	
		Stride efficiency (%)	57.81	52.06	53.05	57.71	63.13	61.10	56.90	46.31	40.31	39.26	41.68	50.02	
		Stride count	32.88	34.65	34.32	32.91	31.46	31.99	33.14	36.74	39.38	39.90	38.72	459.54	



Note: Horizontal distance axis grid lines are 200m furlongs.

Disclaimer.

HRNZ and NZMTC and Thoroughbred Ratings Pty Ltd accepts no responsibility for the completeness or accuracy of any of the information contained herein, and makes no representations about its suitability for any particular purpose. Users should make their own judgements about those matters and/or seek independent advice. You assume all risks associated with use of the data provided on this page.