



## Race Results

NZ Metropolitan Trotting Club Inc, HRNZ, March 25, 2022

Compilation date: March 25, 2022, 7:55:45 PM (NZDT)

Copyright © 2022 HRNZ and NZMTC. All rights reserved.

### Trademarks.

StrideMASTER is a registered trademark of Thoroughbred Ratings Pty Ltd.

### Disclaimer.

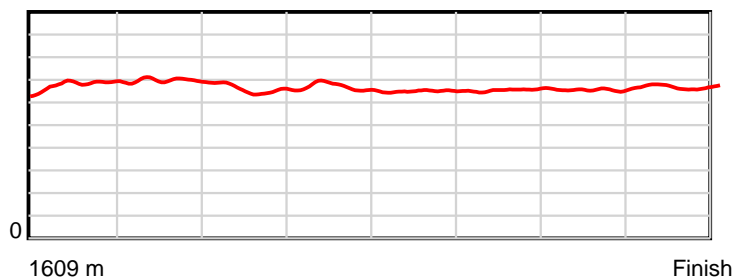
HRNZ and NZMTC and Thoroughbred Ratings Pty Ltd accepts no responsibility for the completeness or accuracy of any of the information contained herein, and makes no representations about its suitability for any particular purpose. Users should make their own judgements about those matters and/or seek independent advice. You assume all risks associated with use of the data provided on this page.

# Race Results

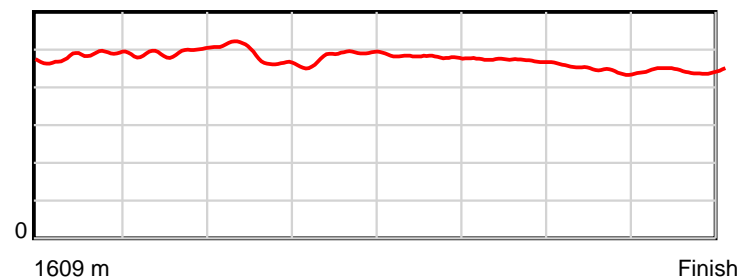
March 25, 2022, Race 7, NEVELE R STUD TROTTERS MOBILE FLYING MILE, Distance 1609m, Addington - Survey 1609m

Result	TAB no.	Horse (Barrier)	1609 to	1600m to	1400m to	1200m to	1000m to	800m to	600m to	400m to	200m to	Total or	Margin
1st	5	Muscle Mountai... (5)	1600m	1400m	1200m	1000m	800m	600m	400m	200m	WP	Average	
		Position in running (margin)	-	5(0.8)	5(5.2)	5(4.6)	3(2.1)	2(2.3)	2(2.0)	2(1.3)	1(0.0)		0.00
		Sectional time (s)	0.83	14.93	14.16	15.14	14.82	14.75	14.57	13.78	13.23		
		Cumulative time (s)	116.21	115.38	100.45	86.29	71.15	56.33	41.58	27.01	13.23	1:56.21	
		Speed (m/s)	10.87	13.40	14.12	13.21	13.50	13.56	13.73	14.51	15.12	13.85	
		Stride length (m)	5.85	6.48	6.98	6.38	6.56	6.51	6.46	6.46	6.73	6.56	
		Stride duration (s)	0.457	0.484	0.494	0.483	0.486	0.480	0.471	0.445	0.445	0.474	
		Stride efficiency (%)	53.50	65.59	76.09	63.63	67.32	66.17	65.22	65.27	70.80	67.27	
		Stride count	1.54	30.87	28.66	31.34	30.47	30.74	30.96	30.95	29.71	245.24	

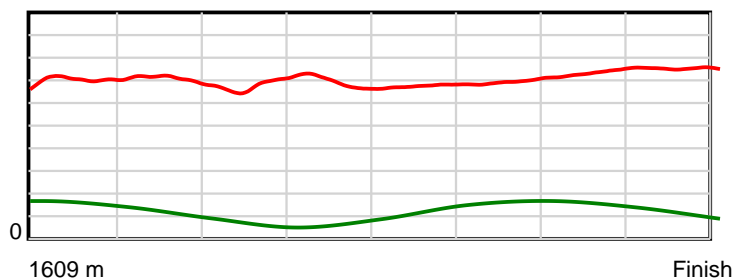
10 m Stride length



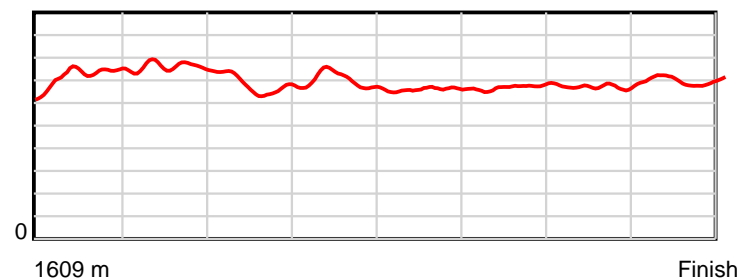
0.6 s Stride duration



20 m/sec Speed



100 % Stride efficiency



Note: Horizontal distance axis grid lines are 200m furlongs.

**Disclaimer.**

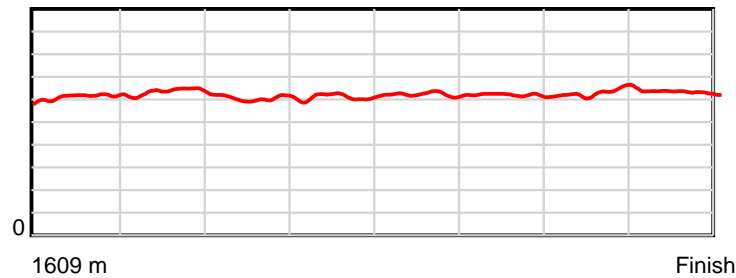
HRNZ and NZMTC and Thoroughbred Ratings Pty Ltd accepts no responsibility for the completeness or accuracy of any of the information contained herein, and makes no representations about its suitability for any particular purpose. Users should make their own judgements about those matters and/or seek independent advice. You assume all risks associated with use of the data provided on this page.

# Race Results

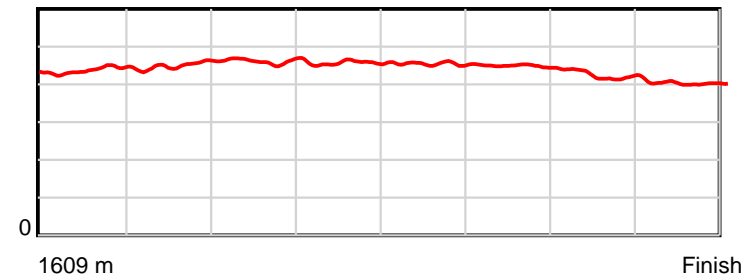
March 25, 2022, Race 7, NEVELE R STUD TROTTERS MOBILE FLYING MILE, Distance 1609m, Addington - Survey 1609m

Result	TAB no.	Horse (Barrier)	1609 to	1600m to	1400m to	1200m to	1000m to	800m to	600m to	400m to	200m to	Total or	Margin
2nd	6	<b>Oscar Bonavena (6)</b>	<b>1600m</b>	<b>1400m</b>	<b>1200m</b>	<b>1000m</b>	<b>800m</b>	<b>600m</b>	<b>400m</b>	<b>200m</b>	<b>WP</b>	<b>Average</b>	
		Position in running (margin)	-	6(1.7)	6(7.0)	6(6.3)	6(6.0)	6(9.1)	6(8.5)	6(8.4)	4(3.3)		1.00
		Sectional time (s)	1.15	15.08	14.13	15.53	15.30	14.71	14.65	13.15	12.69		
		Cumulative time (s)	116.39	115.24	100.16	86.03	70.50	55.20	40.49	25.84	12.69	1:56.39	
		Speed (m/s)	7.84	13.26	14.15	12.88	13.07	13.60	13.65	15.21	15.76	13.82	
		Stride length (m)	5.36	5.81	6.38	5.95	5.97	6.17	6.11	6.40	6.35	6.13	
		Stride duration (s)	0.437	0.438	0.451	0.462	0.457	0.454	0.447	0.421	0.403	0.443	
		Stride efficiency (%)	44.88	52.68	63.63	55.30	55.67	59.55	58.31	64.04	63.00	58.72	
		Stride count	1.68	34.45	31.34	33.62	33.51	32.40	32.74	31.24	31.50	262.48	

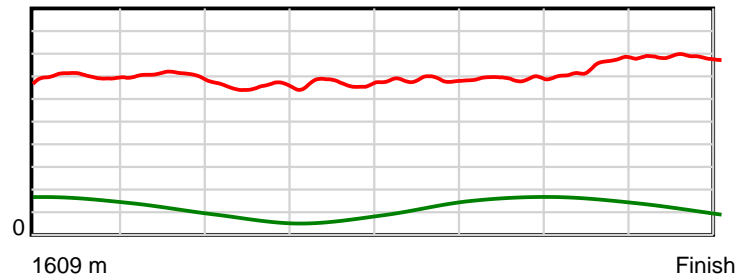
10 m Stride length



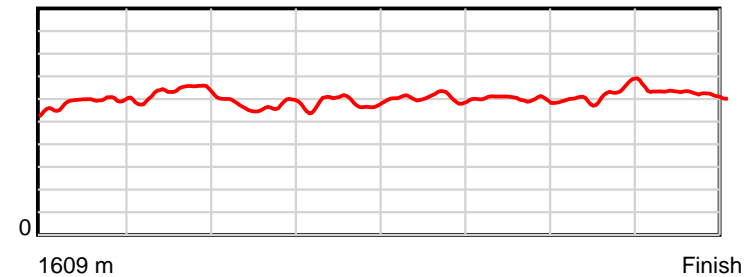
0.6 s Stride duration



20 m/sec Speed



100 % Stride efficiency



Note: Horizontal distance axis grid lines are 200m furlongs.

### Disclaimer.

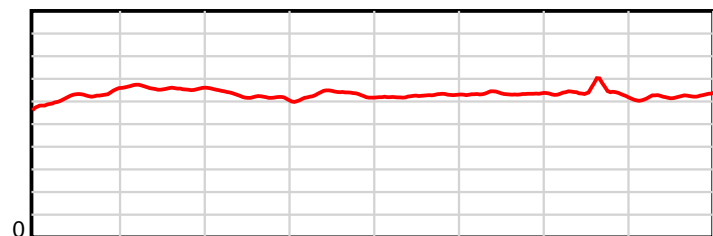
HRNZ and NZMTC and Thoroughbred Ratings Pty Ltd accepts no responsibility for the completeness or accuracy of any of the information contained herein, and makes no representations about its suitability for any particular purpose. Users should make their own judgements about those matters and/or seek independent advice. You assume all risks associated with use of the data provided on this page.

# Race Results

March 25, 2022, Race 7, NEVELE R STUD TROTTERS MOBILE FLYING MILE, Distance 1609m, Addington - Survey 1609m

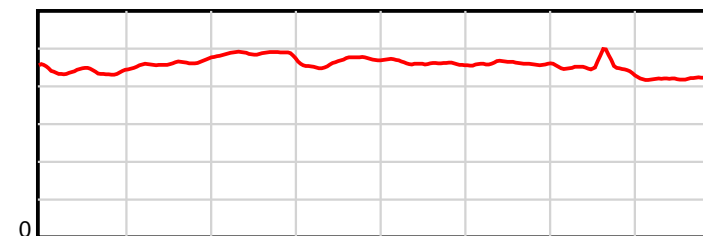
Result	TAB no.	Horse (Barrier)	1609 to	1600m to	1400m to	1200m to	1000m to	800m to	600m to	400m to	200m to	Total or	Margin
3rd	1	Time Up The Hi... (1)	1600m	1400m	1200m	1000m	800m	600m	400m	200m	WP	Average	
		Position in running (margin)	-	1(0.0)	2(0.7)	2(0.4)	2(1.8)	3(3.5)	4(3.7)	3(1.8)	3(2.9)		3.30
		Sectional time (s)	0.76	14.30	14.20	15.81	15.06	14.83	14.35	14.18	13.32		
		Cumulative time (s)	116.81	116.05	101.75	87.55	71.74	56.68	41.85	27.50	13.32	1:56.81	
		Speed (m/s)	11.88	13.99	14.08	12.65	13.28	13.49	13.94	14.10	15.02	13.77	
		Stride length (m)	5.62	6.13	6.53	6.14	6.19	6.20	6.42	6.31	6.36	6.28	
		Stride duration (s)	0.448	0.438	0.463	0.485	0.466	0.460	0.461	0.448	0.424	0.456	
		Stride efficiency (%)	49.27	58.63	66.54	58.84	59.83	60.15	64.37	62.27	63.28	61.58	
		Stride count	1.60	32.65	30.65	32.59	32.32	32.24	31.16	31.68	31.43	256.32	

10 m Stride length



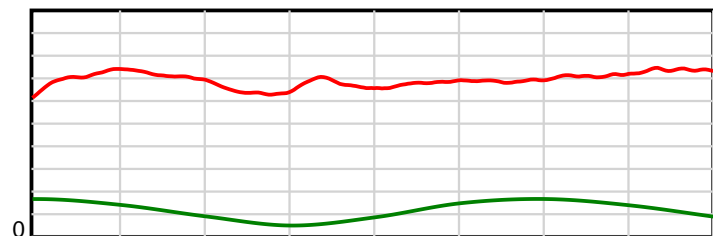
1609 m Finish

0.6 s Stride duration



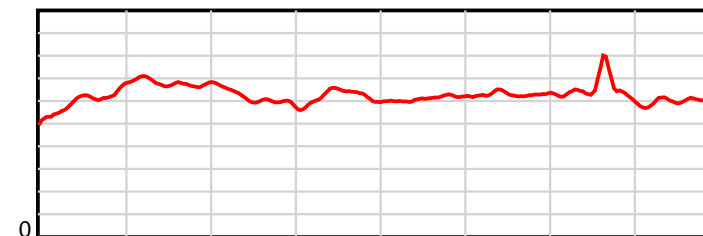
1609 m Finish

20 m/sec Speed



1609 m Finish

100 % Stride efficiency



1609 m Finish

Note: Horizontal distance axis grid lines are 200m furlongs.

## Disclaimer.

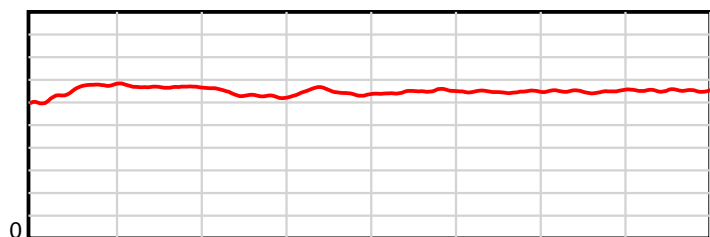
HRNZ and NZMTC and Thoroughbred Ratings Pty Ltd accepts no responsibility for the completeness or accuracy of any of the information contained herein, and makes no representations about its suitability for any particular purpose. Users should make their own judgements about those matters and/or seek independent advice. You assume all risks associated with use of the data provided on this page.

# Race Results

March 25, 2022, Race 7, NEVELE R STUD TROTTERS MOBILE FLYING MILE, Distance 1609m, Addington - Survey 1609m

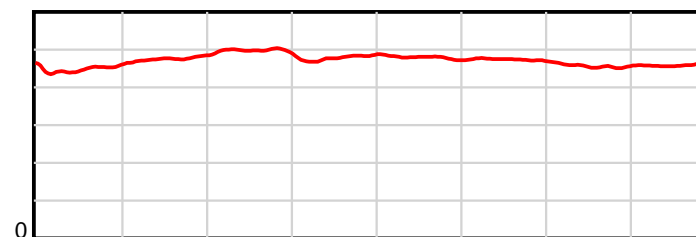
Result	TAB no.	Horse (Barrier)	1609 to	1600m to	1400m to	1200m to	1000m to	800m to	600m to	400m to	200m to	Total or	Margin
4th	2	<b>The Dominator (2)</b>	<b>1600m</b>	<b>1400m</b>	<b>1200m</b>	<b>1000m</b>	<b>800m</b>	<b>600m</b>	<b>400m</b>	<b>200m</b>	<b>WP</b>	<b>Average</b>	
		Position in running (margin)	-	4(0.6)	1(0.0)	1(0.0)	1(0.0)	1(0.0)	1(0.0)	1(0.0)	2(1.0)		5.70
		Sectional time (s)	0.83	14.09	14.26	15.57	14.78	14.80	14.67	14.17	14.07		
		Cumulative time (s)	117.24	116.41	102.32	88.06	72.49	57.71	42.91	28.24	14.07	1:57.24	
		Speed (m/s)	10.87	14.19	14.03	12.85	13.53	13.51	13.63	14.11	14.21	13.72	
		Stride length (m)	5.49	6.37	6.69	6.38	6.48	6.46	6.45	6.44	6.56	6.47	
		Stride duration (s)	0.441	0.449	0.477	0.497	0.479	0.478	0.473	0.457	0.461	0.472	
		Stride efficiency (%)	47.10	63.37	70.04	63.66	65.66	65.31	65.04	64.88	67.27	65.48	
		Stride count	1.64	31.41	29.87	31.34	30.85	30.94	31.00	31.04	30.48	248.57	

10 m Stride length



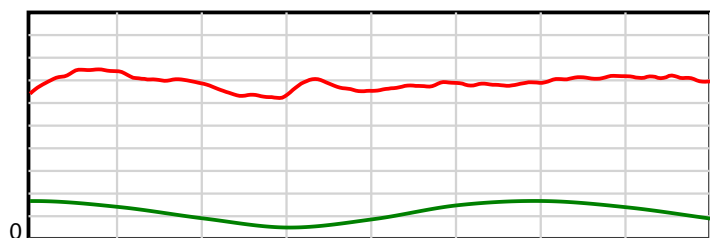
1609 m Finish

0.6 s Stride duration



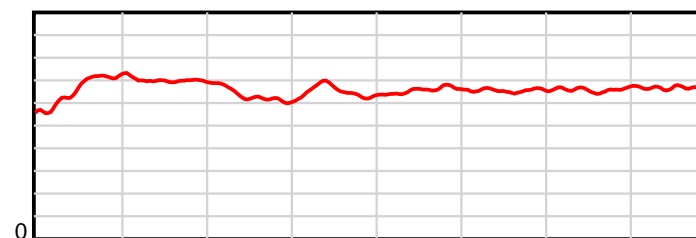
1609 m Finish

20 m/sec Speed



1609 m Finish

100 % Stride efficiency



1609 m Finish

Note: Horizontal distance axis grid lines are 200m furlongs.

## Disclaimer.

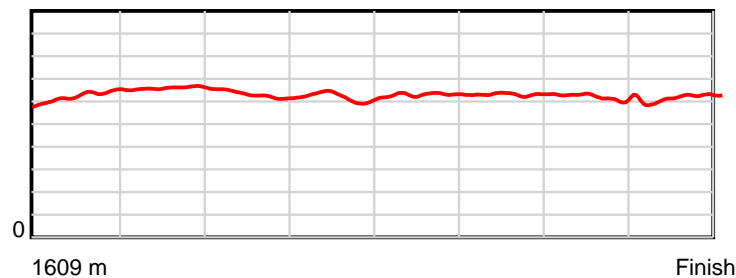
HRNZ and NZMTC and Thoroughbred Ratings Pty Ltd accepts no responsibility for the completeness or accuracy of any of the information contained herein, and makes no representations about its suitability for any particular purpose. Users should make their own judgements about those matters and/or seek independent advice. You assume all risks associated with use of the data provided on this page.

# Race Results

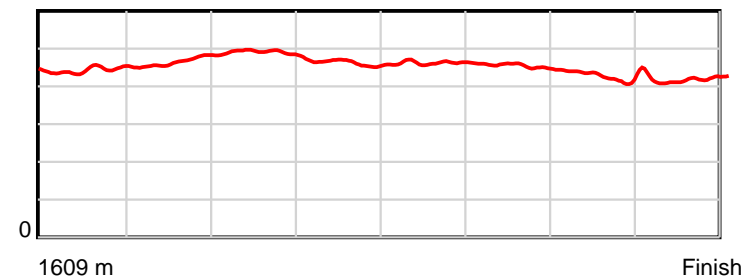
March 25, 2022, Race 7, NEVELE R STUD TROTTERS MOBILE FLYING MILE, Distance 1609m, Addington - Survey 1609m

Result	TAB no.	Horse (Barrier)	1609 to	1600m to	1400m to	1200m to	1000m to	800m to	600m to	400m to	200m to	Total or	Margin
5th	3	Midnight Dash (3)	1600m	1400m	1200m	1000m	800m	600m	400m	200m	WP	Average	
		Position in running (margin)	-	3(0.4)	4(3.5)	4(3.3)	5(4.9)	5(5.9)	5(5.3)	5(5.2)	6(6.8)		7.30
		Sectional time (s)	0.62	14.70	14.22	15.83	14.96	14.70	14.65	14.26	13.58		
		Cumulative time (s)	117.52	116.90	102.20	87.98	72.15	57.19	42.49	27.84	13.58	1:57.52	
		Speed (m/s)	14.57	13.61	14.06	12.63	13.37	13.61	13.65	14.03	14.73	13.69	
		Stride length (m)	5.41	6.03	6.57	6.19	6.17	6.29	6.19	6.01	6.16	6.19	
		Stride duration (s)	0.440	0.443	0.467	0.490	0.462	0.462	0.453	0.428	0.418	0.452	
		Stride efficiency (%)	45.81	56.80	67.36	59.83	59.57	61.83	59.85	56.41	59.33	59.91	
		Stride count	1.66	33.17	30.46	32.32	32.39	31.79	32.32	33.29	32.46	259.86	

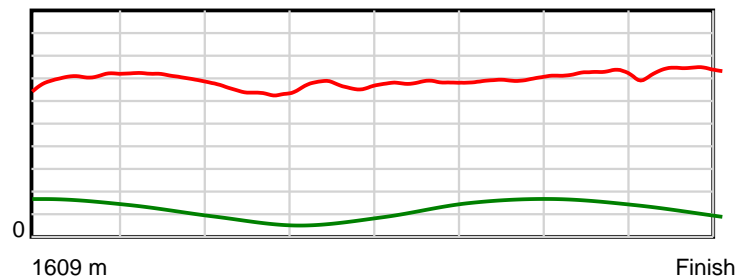
10 m Stride length



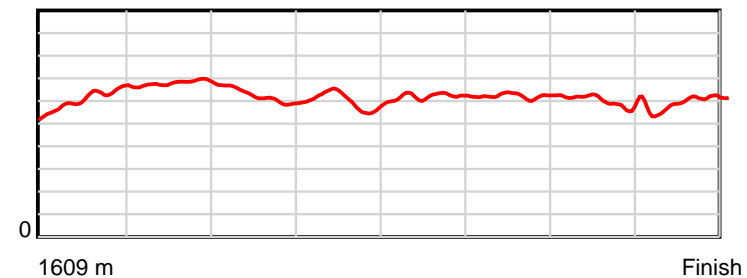
0.6 s Stride duration



20 m/sec Speed



100 % Stride efficiency



Note: Horizontal distance axis grid lines are 200m furlongs.

## Disclaimer.

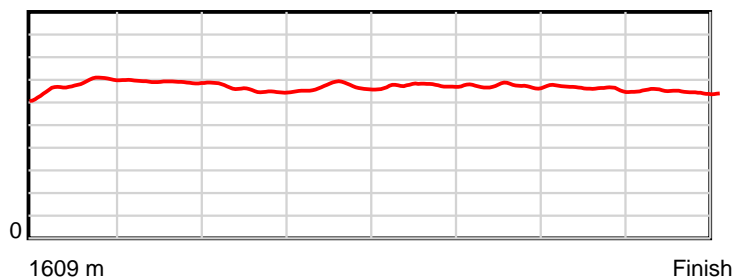
HRNZ and NZMTC and Thoroughbred Ratings Pty Ltd accepts no responsibility for the completeness or accuracy of any of the information contained herein, and makes no representations about its suitability for any particular purpose. Users should make their own judgements about those matters and/or seek independent advice. You assume all risks associated with use of the data provided on this page.

# Race Results

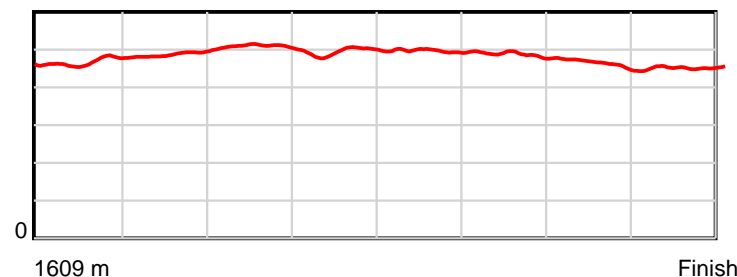
March 25, 2022, Race 7, NEVELE R STUD TROTTERS MOBILE FLYING MILE, Distance 1609m, Addington - Survey 1609m

Result	TAB no.	Horse (Barrier)	1609 to	1600m to	1400m to	1200m to	1000m to	800m to	600m to	400m to	200m to	Total or	Margin
6th	4	Heavyweight He... (4)	1600m	1400m	1200m	1000m	800m	600m	400m	200m	WP	Average	
		Position in running (margin)	-	2(0.4)	3(1.6)	3(1.6)	4(3.8)	4(3.6)	3(3.2)	4(2.8)	5(4.8)		7.40
		Sectional time (s)	0.80	14.38	14.25	15.94	14.75	14.73	14.61	14.34	13.75		
		Cumulative time (s)	117.55	116.75	102.37	88.12	72.18	57.43	42.70	28.09	13.75	1:57.55	
		Speed (m/s)	11.28	13.91	14.04	12.55	13.56	13.58	13.69	13.95	14.55	13.69	
		Stride length (m)	5.66	6.51	6.86	6.38	6.71	6.75	6.65	6.43	6.58	6.60	
		Stride duration (s)	0.462	0.468	0.489	0.508	0.495	0.497	0.486	0.461	0.453	0.482	
		Stride efficiency (%)	50.07	66.29	73.50	63.56	70.38	71.13	69.15	64.54	67.75	68.05	
		Stride count	1.59	30.71	29.16	31.36	29.80	29.64	30.07	31.12	30.37	243.82	

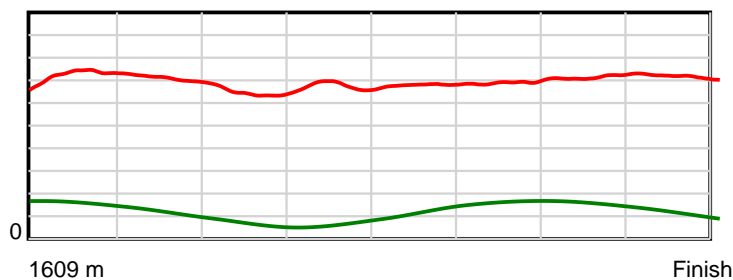
10 m Stride length



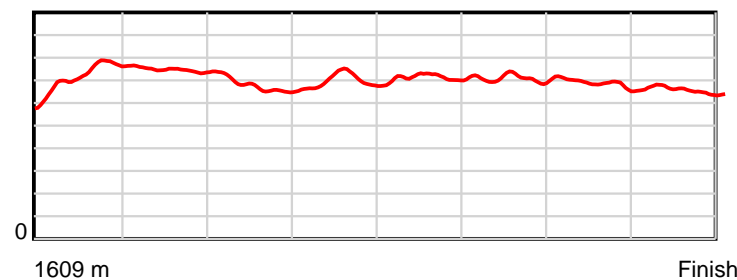
0.6 s Stride duration



20 m/sec Speed



100 % Stride efficiency



Note: Horizontal distance axis grid lines are 200m furlongs.

## Disclaimer.

HRNZ and NZMTC and Thoroughbred Ratings Pty Ltd accepts no responsibility for the completeness or accuracy of any of the information contained herein, and makes no representations about its suitability for any particular purpose. Users should make their own judgements about those matters and/or seek independent advice. You assume all risks associated with use of the data provided on this page.