



Race Results

NZ Metropolitan Trotting Club Inc, HRNZ, April 08, 2022

Compilation date: April 8, 2022, 7:21:49 PM (NZST)

Copyright © 2022 HRNZ and NZMTC. All rights reserved.

Trademarks.

StrideMASTER is a registered trademark of Thoroughbred Ratings Pty Ltd.

Disclaimer.

HRNZ and NZMTC and Thoroughbred Ratings Pty Ltd accepts no responsibility for the completeness or accuracy of any of the information contained herein, and makes no representations about its suitability for any particular purpose. Users should make their own judgements about those matters and/or seek independent advice. You assume all risks associated with use of the data provided on this page.



Race Results



April 08, 2022, Race 5, FRED SHAW MEMORIAL NZ TROTTING CHAMPIONSHIP (MOBILE TROT), Distance 2600m, Addington - Survey 3200m

Result	TAB no.	Horse (Barrier)	2600 to	2400m to
1st	1	Sundees Son (1)	2400m	2200m
		Position in running (margin)	-	2(2.5)
		Sectional time (s)	13.12	15.20
		Cumulative time (s)	190.53	177.41
		Speed (m/s)	15.24	13.16
		Stride length (m)	6.15	5.89
		Stride duration (s)	0.398	0.448
		Stride efficiency (%)	59.13	54.23
		Stride count	32.51	33.95

Disclaimer.

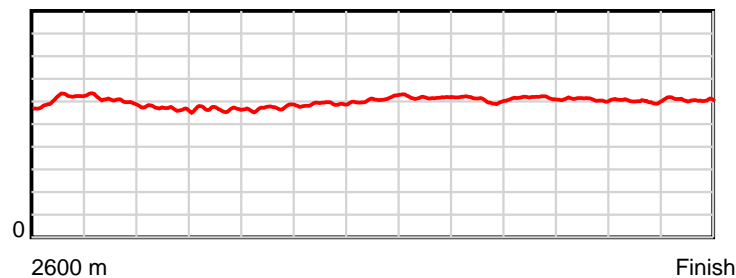
HRNZ and NZMTC and Thoroughbred Ratings Pty Ltd accepts no responsibility for the completeness or accuracy of any of the information contained herein, and makes no representations about its suitability for any particular purpose. Users should make their own judgements about those matters and/or seek independent advice. You assume all risks associated with use of the data provided on this page.

Race Results

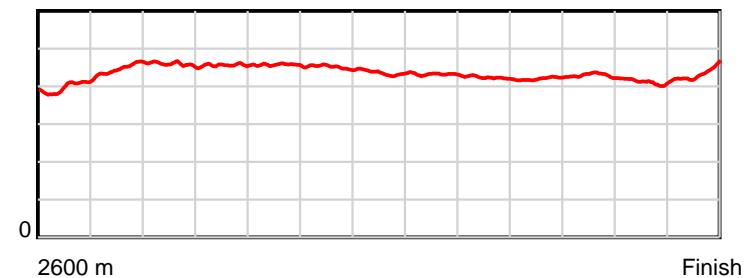
April 08, 2022, Race 5, FRED SHAW MEMORIAL NZ TROTTING CHAMPIONSHIP (MOBILE TROT), Distance 2600m, Addington - Survey 3200m

Result	TAB no.	Horse (Barrier)	2200m to	2000m to	1800m to	1600m to	1400m to	1200m to	1000m to	800m to	600m to	400m to	200m to	Total or	Margin
1st	1	Sundees Son (1)	2000m	1800m	1600m	1400m	1200m	1000m	800m	600m	400m	200m	WP	Average	
		Position in running (margin)	1(0.0)	1(0.0)	1(0.0)	1(0.0)	1(0.0)	1(0.0)	1(0.0)	1(0.0)	1(0.0)	1(0.0)	1(0.0)		0.00
		Sectional time (s)	16.02	16.08	16.01	15.31	14.26	14.25	13.92	13.74	14.14	13.86	14.62		
		Cumulative time (s)	162.21	146.19	130.11	114.10	98.79	84.53	70.28	56.36	42.62	28.48	14.62	3:10.53	
		Speed (m/s)	12.48	12.44	12.49	13.06	14.03	14.04	14.37	14.56	14.14	14.43	13.68	13.65	
		Stride length (m)	5.73	5.67	5.71	5.89	6.11	6.06	6.08	6.12	6.06	5.94	5.97	5.95	
		Stride duration (s)	0.459	0.456	0.457	0.451	0.436	0.432	0.423	0.420	0.429	0.412	0.437	0.436	
		Stride efficiency (%)	51.22	50.32	50.92	54.30	58.42	57.41	57.79	58.51	57.46	55.15	55.73	55.31	
		Stride count	34.93	35.24	35.04	33.93	32.71	33.00	32.89	32.69	32.98	33.67	33.49	437.03	

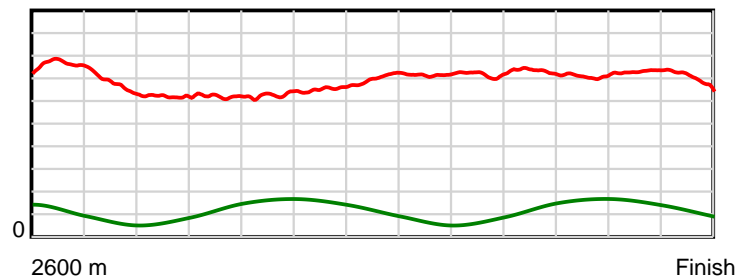
10 m Stride length



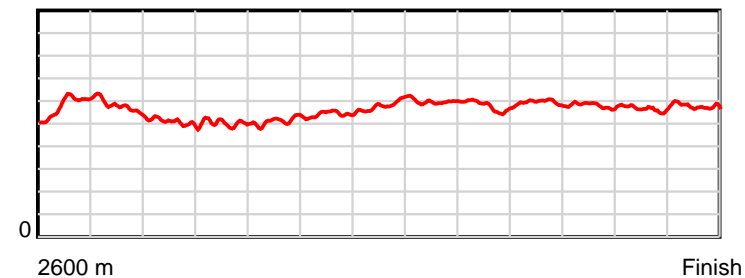
0.6 s Stride duration



20 m/sec Speed



100 % Stride efficiency



Note: Horizontal distance axis grid lines are 200m furlongs.

Disclaimer.

HRNZ and NZMTC and Thoroughbred Ratings Pty Ltd accepts no responsibility for the completeness or accuracy of any of the information contained herein, and makes no representations about its suitability for any particular purpose. Users should make their own judgements about those matters and/or seek independent advice. You assume all risks associated with use of the data provided on this page.



Race Results



April 08, 2022, Race 5, FRED SHAW MEMORIAL NZ TROTTING CHAMPIONSHIP (MOBILE TROT), Distance 2600m, Addington - Survey 3200m

Result	TAB no.	Horse (Barrier)	2600 to	2400m to
2nd	5	Muscle Mountai... (5)	2400m	2200m
		Position in running (margin)	-	1(0.0)
		Sectional time (s)	12.95	15.79
		Cumulative time (s)	190.89	177.94
		Speed (m/s)	15.44	12.67
		Stride length (m)	7.06	6.62
		Stride duration (s)	0.449	0.523
		Stride efficiency (%)	77.90	68.50
		Stride count	28.33	30.21

Disclaimer.

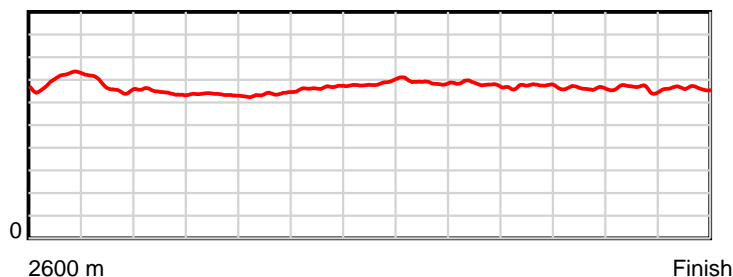
HRNZ and NZMTC and Thoroughbred Ratings Pty Ltd accepts no responsibility for the completeness or accuracy of any of the information contained herein, and makes no representations about its suitability for any particular purpose. Users should make their own judgements about those matters and/or seek independent advice. You assume all risks associated with use of the data provided on this page.

Race Results

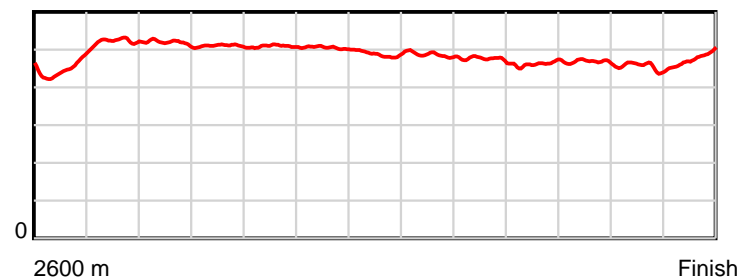
April 08, 2022, Race 5, FRED SHAW MEMORIAL NZ TROTTING CHAMPIONSHIP (MOBILE TROT), Distance 2600m, Addington - Survey 3200m

Result	TAB no.	Horse (Barrier)	2200m to	2000m to	1800m to	1600m to	1400m to	1200m to	1000m to	800m to	600m to	400m to	200m to	Total or	Margin
2nd	5	Muscle Mountai... (5)	2000m	1800m	1600m	1400m	1200m	1000m	800m	600m	400m	200m	WP	Average	
		Position in running (margin)	2(1.1)	2(2.1)	2(2.4)	2(1.9)	2(1.1)	2(1.4)	3(1.0)	2(1.9)	3(2.0)	2(2.2)	2(1.7)		2.00
		Sectional time (s)	16.19	16.12	15.93	15.18	14.31	14.19	14.07	13.75	14.17	13.78	14.46		
		Cumulative time (s)	162.15	145.96	129.84	113.91	98.73	84.42	70.23	56.16	42.41	28.24	14.46	3:10.89	
		Speed (m/s)	12.35	12.41	12.55	13.18	13.98	14.09	14.21	14.55	14.11	14.51	13.83	13.62	
		Stride length (m)	6.40	6.33	6.39	6.65	6.83	6.86	6.75	6.73	6.60	6.61	6.62	6.64	
		Stride duration (s)	0.519	0.510	0.509	0.505	0.488	0.487	0.475	0.463	0.467	0.455	0.478	0.488	
		Stride efficiency (%)	64.08	62.60	63.81	69.16	72.80	73.59	71.16	70.74	67.99	68.24	68.42	68.97	
		Stride count	31.23	31.60	31.30	30.06	29.30	29.14	29.64	29.73	30.32	30.26	30.23	391.35	

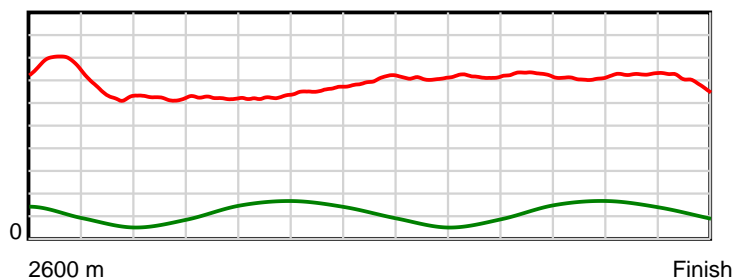
10 m Stride length



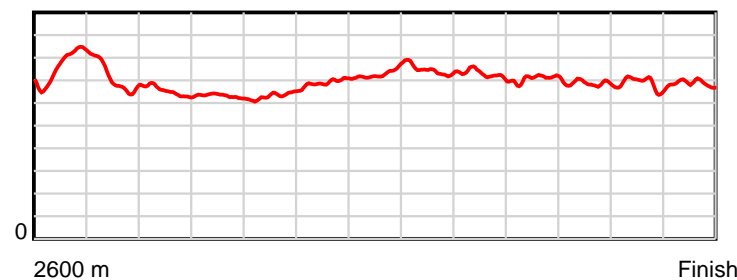
0.6 s Stride duration



20 m/sec Speed



100 % Stride efficiency



Note: Horizontal distance axis grid lines are 200m furlongs.

Disclaimer.

HRNZ and NZMTC and Thoroughbred Ratings Pty Ltd accepts no responsibility for the completeness or accuracy of any of the information contained herein, and makes no representations about its suitability for any particular purpose. Users should make their own judgements about those matters and/or seek independent advice. You assume all risks associated with use of the data provided on this page.



Race Results



April 08, 2022, Race 5, FRED SHAW MEMORIAL NZ TROTTING CHAMPIONSHIP (MOBILE TROT), Distance 2600m, Addington - Survey 3200m

Result	TAB no.	Horse (Barrier)	2600 to	2400m to
3rd	3	Five Wise Men (3)	2400m	2200m
		Position in running (margin)	-	4(7.0)
		Sectional time (s)	14.10	15.37
		Cumulative time (s)	191.42	177.32
		Speed (m/s)	14.19	13.01
		Stride length (m)	6.77	6.60
		Stride duration (s)	0.463	0.507
		Stride efficiency (%)	71.58	67.98
		Stride count	29.55	30.32

Disclaimer.

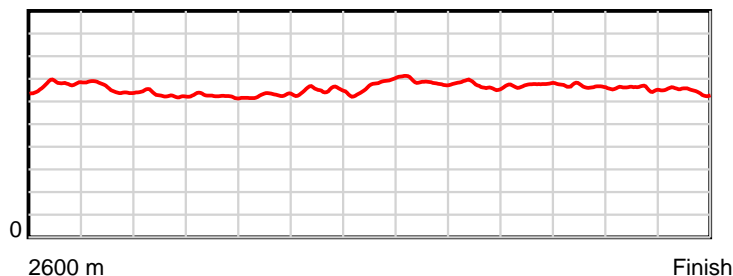
HRNZ and NZMTC and Thoroughbred Ratings Pty Ltd accepts no responsibility for the completeness or accuracy of any of the information contained herein, and makes no representations about its suitability for any particular purpose. Users should make their own judgements about those matters and/or seek independent advice. You assume all risks associated with use of the data provided on this page.

Race Results

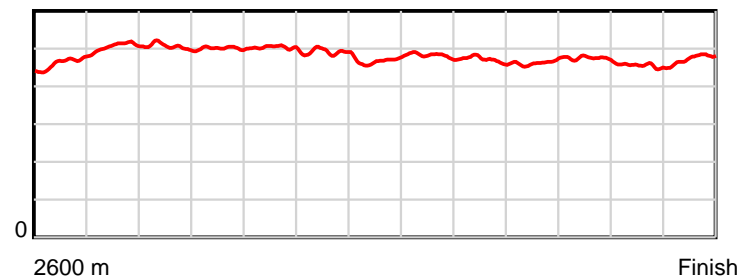
April 08, 2022, Race 5, FRED SHAW MEMORIAL NZ TROTTING CHAMPIONSHIP (MOBILE TROT), Distance 2600m, Addington - Survey 3200m

Result	TAB no.	Horse (Barrier)	2200m to	2000m to	1800m to	1600m to	1400m to	1200m to	1000m to	800m to	600m to	400m to	200m to	Total or	Margin
3rd	3	Five Wise Men (3)	2000m	1800m	1600m	1400m	1200m	1000m	800m	600m	400m	200m	WP	Average	
		Position in running (margin)	4(5.5)	4(6.6)	4(6.3)	4(6.8)	4(6.0)	4(3.8)	4(2.9)	5(3.8)	5(3.8)	5(4.3)	3(3.7)		5.00
		Sectional time (s)	16.20	16.03	16.10	15.17	13.90	14.10	14.07	13.74	14.23	13.75	14.66		
		Cumulative time (s)	161.95	145.75	129.72	113.62	98.45	84.55	70.45	56.38	42.64	28.41	14.66	3:11.42	
		Speed (m/s)	12.35	12.48	12.42	13.18	14.39	14.18	14.21	14.56	14.05	14.55	13.64	13.58	
		Stride length (m)	6.24	6.26	6.25	6.47	6.72	6.83	6.69	6.74	6.66	6.61	6.47	6.56	
		Stride duration (s)	0.505	0.501	0.503	0.491	0.467	0.481	0.471	0.463	0.474	0.455	0.474	0.483	
		Stride efficiency (%)	60.82	61.14	61.05	65.51	70.58	72.86	69.96	71.06	69.33	68.34	65.44	67.17	
		Stride count	32.06	31.97	32.00	30.89	29.76	29.29	29.89	29.66	30.03	30.24	30.91	396.57	

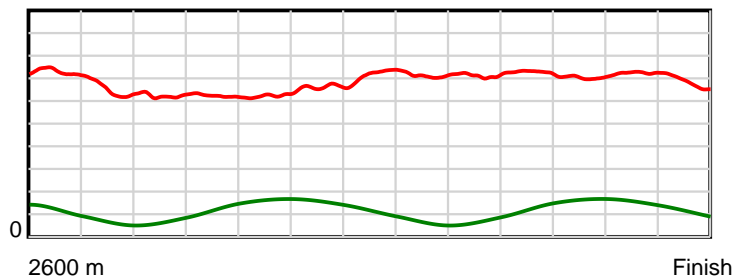
10 m Stride length



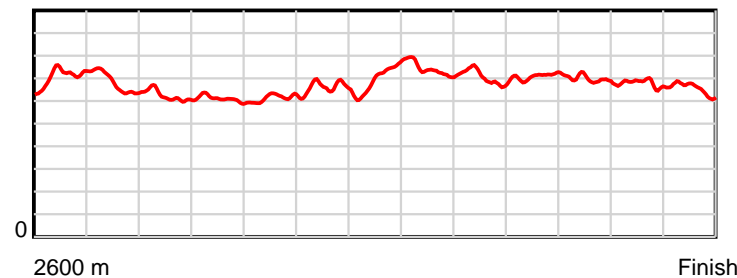
0.6 s Stride duration



20 m/sec Speed



100 % Stride efficiency



Note: Horizontal distance axis grid lines are 200m furlongs.

Disclaimer.

HRNZ and NZMTC and Thoroughbred Ratings Pty Ltd accepts no responsibility for the completeness or accuracy of any of the information contained herein, and makes no representations about its suitability for any particular purpose. Users should make their own judgements about those matters and/or seek independent advice. You assume all risks associated with use of the data provided on this page.



Race Results



April 08, 2022, Race 5, FRED SHAW MEMORIAL NZ TROTTING CHAMPIONSHIP (MOBILE TROT), Distance 2600m, Addington - Survey 3200m

Result	TAB no.	Horse (Barrier)	2600 to	2400m to
4th	2	Bolt For Brill... (2)	2400m	2200m
		Position in running (margin)	-	3(3.8)
		Sectional time (s)	13.42	15.59
		Cumulative time (s)	191.57	178.15
		Speed (m/s)	14.90	12.83
		Stride length (m)	6.97	6.41
		Stride duration (s)	0.459	0.500
		Stride efficiency (%)	75.99	64.19
		Stride count	28.68	31.21

Disclaimer.

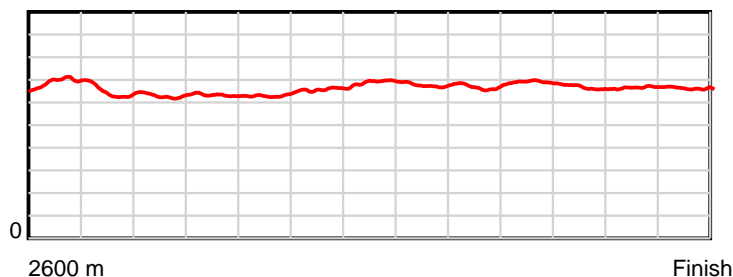
HRNZ and NZMTC and Thoroughbred Ratings Pty Ltd accepts no responsibility for the completeness or accuracy of any of the information contained herein, and makes no representations about its suitability for any particular purpose. Users should make their own judgements about those matters and/or seek independent advice. You assume all risks associated with use of the data provided on this page.

Race Results

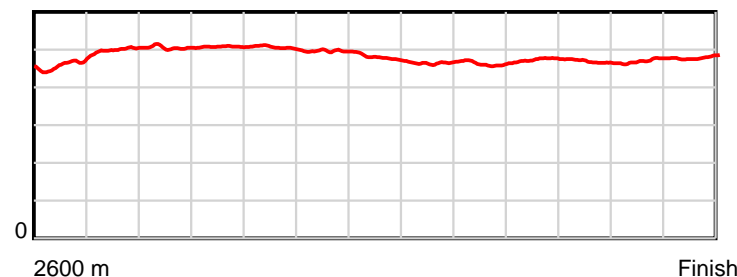
April 08, 2022, Race 5, FRED SHAW MEMORIAL NZ TROTTING CHAMPIONSHIP (MOBILE TROT), Distance 2600m, Addington - Survey 3200m

Result	TAB no.	Horse (Barrier)	2200m to	2000m to	1800m to	1600m to	1400m to	1200m to	1000m to	800m to	600m to	400m to	200m to	Total or	Margin
4th	2	Bolt For Brill... (2)	2000m	1800m	1600m	1400m	1200m	1000m	800m	600m	400m	200m	WP	Average	
		Position in running (margin)	3(3.6)	3(4.7)	3(4.4)	3(5.0)	3(3.6)	3(1.9)	2(0.9)	3(2.1)	2(2.0)	3(3.0)	4(5.3)		5.80
		Sectional time (s)	16.19	16.03	16.10	15.08	13.97	14.09	14.12	13.72	14.32	14.24	14.70		
		Cumulative time (s)	162.56	146.37	130.34	114.24	99.16	85.19	71.10	56.98	43.26	28.94	14.70	3:11.57	
		Speed (m/s)	12.35	12.48	12.42	13.26	14.32	14.19	14.16	14.58	13.97	14.04	13.61	13.57	
		Stride length (m)	6.24	6.33	6.29	6.58	6.86	6.60	6.55	6.90	6.54	6.61	6.52	6.56	
		Stride duration (s)	0.505	0.508	0.506	0.496	0.480	0.465	0.462	0.474	0.468	0.471	0.479	0.484	
		Stride efficiency (%)	60.87	62.71	61.79	67.62	73.63	67.99	67.04	74.49	66.79	68.33	66.35	67.30	
		Stride count	32.04	31.57	31.81	30.40	29.14	30.32	30.53	28.97	30.59	30.24	30.69	396.19	

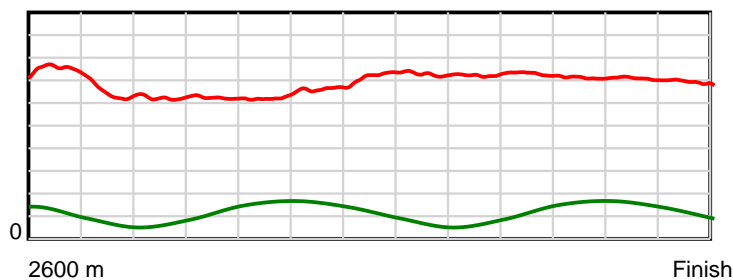
10 m Stride length



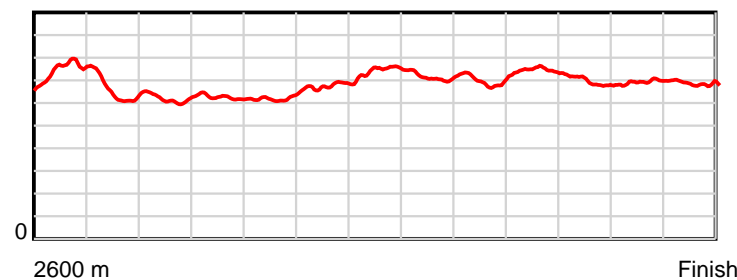
0.6 s Stride duration



20 m/sec Speed



100 % Stride efficiency



Note: Horizontal distance axis grid lines are 200m furlongs.

Disclaimer.

HRNZ and NZMTC and Thoroughbred Ratings Pty Ltd accepts no responsibility for the completeness or accuracy of any of the information contained herein, and makes no representations about its suitability for any particular purpose. Users should make their own judgements about those matters and/or seek independent advice. You assume all risks associated with use of the data provided on this page.



Race Results



April 08, 2022, Race 5, FRED SHAW MEMORIAL NZ TROTTING CHAMPIONSHIP (MOBILE TROT), Distance 2600m, Addington - Survey 3200m

Result	TAB no.	Horse (Barrier)	2600 to	2400m to
5th	4	Oscar Bonavena (4)	2400m	2200m
		Position in running (margin)	-	5(8.7)
		Sectional time (s)	14.19	15.54
		Cumulative time (s)	192.10	177.91
		Speed (m/s)	14.10	12.87
		Stride length (m)	6.36	6.01
		Stride duration (s)	0.442	0.467
		Stride efficiency (%)	63.14	56.47
		Stride count	31.46	33.27

Disclaimer.

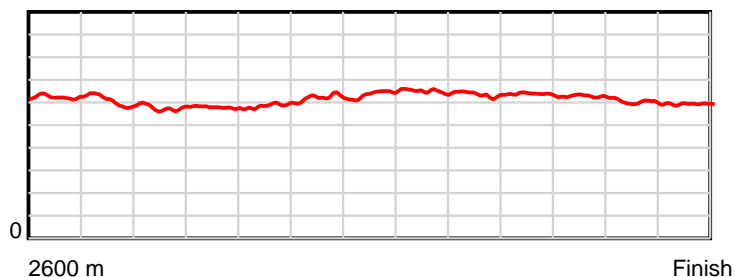
HRNZ and NZMTC and Thoroughbred Ratings Pty Ltd accepts no responsibility for the completeness or accuracy of any of the information contained herein, and makes no representations about its suitability for any particular purpose. Users should make their own judgements about those matters and/or seek independent advice. You assume all risks associated with use of the data provided on this page.

Race Results

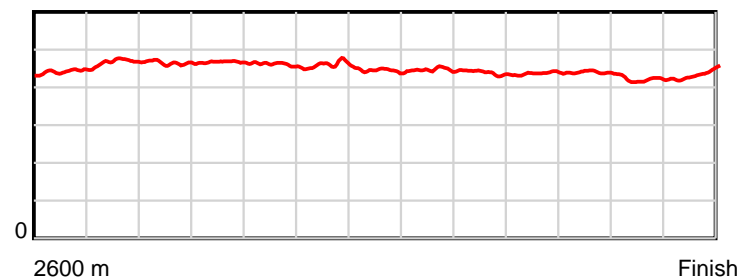
April 08, 2022, Race 5, FRED SHAW MEMORIAL NZ TROTTING CHAMPIONSHIP (MOBILE TROT), Distance 2600m, Addington - Survey 3200m

Result	TAB no.	Horse (Barrier)	2200m to	2000m to	1800m to	1600m to	1400m to	1200m to	1000m to	800m to	600m to	400m to	200m to	Total or	Margin
5th	4	Oscar Bonavena (4)	2000m	1800m	1600m	1400m	1200m	1000m	800m	600m	400m	200m	WP	Average	
		Position in running (margin)	5(8.2)	5(8.0)	5(8.0)	5(7.5)	5(6.4)	5(4.5)	5(2.9)	4(3.1)	4(3.1)	4(4.2)	5(7.4)		8.70
		Sectional time (s)	15.98	16.08	15.93	15.12	13.94	14.00	13.94	13.74	14.33	14.38	14.93		
		Cumulative time (s)	162.37	146.39	130.31	114.38	99.26	85.32	71.32	57.38	43.64	29.31	14.93	3:12.10	
		Speed (m/s)	12.52	12.44	12.55	13.23	14.35	14.29	14.35	14.56	13.96	13.91	13.40	13.53	
		Stride length (m)	5.82	5.81	5.79	6.08	6.38	6.38	6.28	6.36	6.13	5.85	5.85	6.08	
		Stride duration (s)	0.465	0.467	0.461	0.459	0.445	0.447	0.438	0.437	0.440	0.421	0.436	0.449	
		Stride efficiency (%)	52.89	52.70	52.46	57.70	63.64	63.60	61.71	63.28	58.79	53.45	53.43	57.68	
		Stride count	34.38	34.44	34.52	32.91	31.34	31.35	31.83	31.43	32.61	34.20	34.20	427.94	

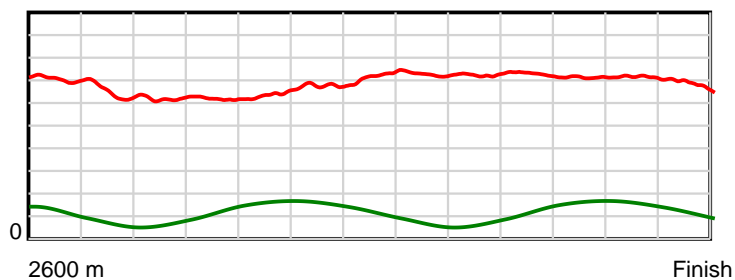
10 m Stride length



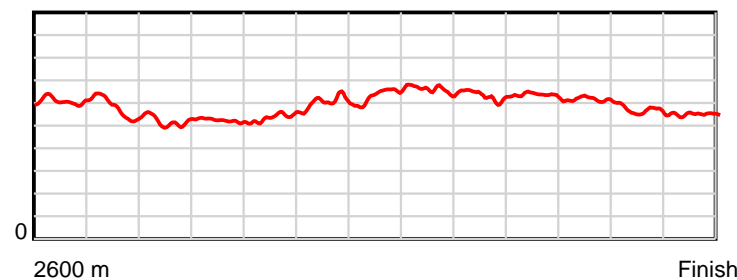
0.6 s Stride duration



20 m/sec Speed



100 % Stride efficiency



Note: Horizontal distance axis grid lines are 200m furlongs.

Disclaimer.

HRNZ and NZMTC and Thoroughbred Ratings Pty Ltd accepts no responsibility for the completeness or accuracy of any of the information contained herein, and makes no representations about its suitability for any particular purpose. Users should make their own judgements about those matters and/or seek independent advice. You assume all risks associated with use of the data provided on this page.



Race Results



April 08, 2022, Race 5, FRED SHAW MEMORIAL NZ TROTTING CHAMPIONSHIP (MOBILE TROT), Distance 2600m, Addington - Survey 3200m

Result	TAB no.	Horse (Barrier)	2600 to	2400m to
6th	6	Heavyweight He... (6)	2400m	2200m
		Position in running (margin)	-	6(9.8)
		Sectional time (s)	14.61	15.74
		Cumulative time (s)	194.21	179.60
		Speed (m/s)	13.69	12.71
		Stride length (m)	7.06	6.63
		Stride duration (s)	0.499	0.522
		Stride efficiency (%)	77.93	68.71
		Stride count	28.32	30.16

Disclaimer.

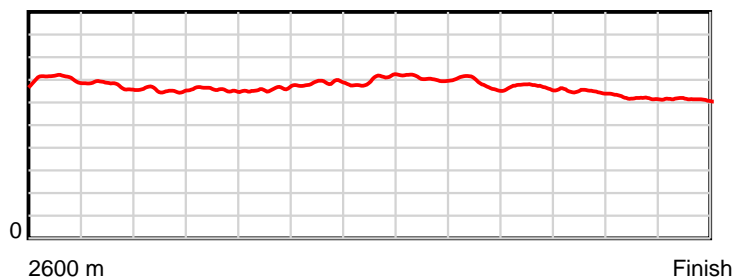
HRNZ and NZMTC and Thoroughbred Ratings Pty Ltd accepts no responsibility for the completeness or accuracy of any of the information contained herein, and makes no representations about its suitability for any particular purpose. Users should make their own judgements about those matters and/or seek independent advice. You assume all risks associated with use of the data provided on this page.

Race Results

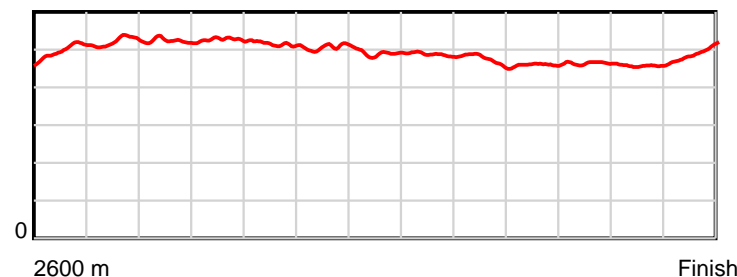
April 08, 2022, Race 5, FRED SHAW MEMORIAL NZ TROTTING CHAMPIONSHIP (MOBILE TROT), Distance 2600m, Addington - Survey 3200m

Result	TAB no.	Horse (Barrier)	2200m to	2000m to	1800m to	1600m to	1400m to	1200m to	1000m to	800m to	600m to	400m to	200m to	Total or	Margin
6th	6	Heavyweight He... (6)	2000m	1800m	1600m	1400m	1200m	1000m	800m	600m	400m	200m	WP	Average	
		Position in running (margin)	6(10.6)	6(10.4)	6(10.2)	6(9.2)	6(8.1)	6(6.3)	6(4.8)	6(5.3)	6(5.5)	6(7.1)	6(12.8)		20.50
		Sectional time (s)	15.99	16.05	15.84	15.12	13.95	14.02	13.99	13.78	14.41	14.80	15.91		
		Cumulative time (s)	163.86	147.87	131.82	115.98	100.86	86.91	72.89	58.90	45.12	30.71	15.91	3:14.21	
		Speed (m/s)	12.51	12.46	12.63	13.23	14.34	14.27	14.30	14.51	13.88	13.51	12.57	13.39	
		Stride length (m)	6.55	6.56	6.51	6.70	7.02	6.95	6.74	6.68	6.43	6.18	6.20	6.62	
		Stride duration (s)	0.523	0.526	0.516	0.506	0.489	0.487	0.472	0.460	0.463	0.458	0.493	0.495	
		Stride efficiency (%)	66.96	67.23	66.24	70.09	76.91	75.48	71.03	69.77	64.64	59.76	60.00	68.50	
		Stride count	30.55	30.49	30.72	29.86	28.51	28.78	29.66	29.93	31.10	32.34	32.28	392.70	

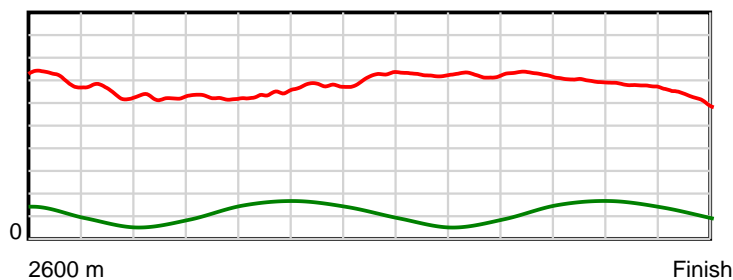
10 m Stride length



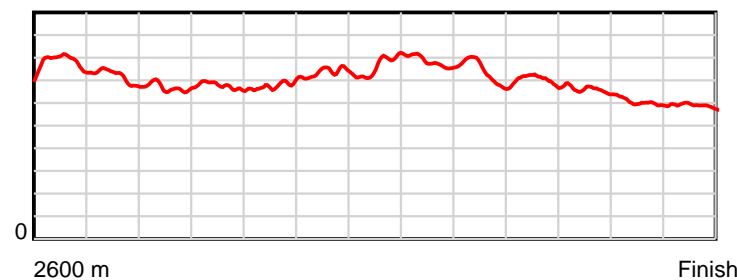
0.6 s Stride duration



20 m/sec Speed



100 % Stride efficiency



Note: Horizontal distance axis grid lines are 200m furlongs.

Disclaimer.

HRNZ and NZMTC and Thoroughbred Ratings Pty Ltd accepts no responsibility for the completeness or accuracy of any of the information contained herein, and makes no representations about its suitability for any particular purpose. Users should make their own judgements about those matters and/or seek independent advice. You assume all risks associated with use of the data provided on this page.



Race Results



April 08, 2022, Race 5, FRED SHAW MEMORIAL NZ TROTTING CHAMPIONSHIP (MOBILE TROT), Distance 2600m, Addington - Survey 3200m

Result	TAB no.	Horse (Barrier)	2600 to	2400m to
7th	7	Mataderos (0)	2400m	2200m
		Position in running (margin)	-	7(12.2)
		Sectional time (s)	14.90	15.72
		Cumulative time (s)	198.19	183.29
		Speed (m/s)	13.42	12.72
		Stride length (m)	6.39	5.89
		Stride duration (s)	0.450	0.463
		Stride efficiency (%)	63.75	54.13
		Stride count	31.31	33.98

Disclaimer.

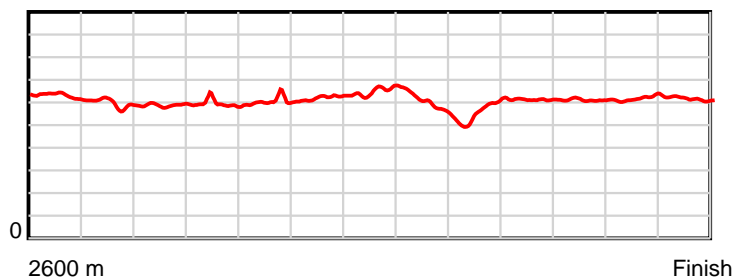
HRNZ and NZMTC and Thoroughbred Ratings Pty Ltd accepts no responsibility for the completeness or accuracy of any of the information contained herein, and makes no representations about its suitability for any particular purpose. Users should make their own judgements about those matters and/or seek independent advice. You assume all risks associated with use of the data provided on this page.

Race Results

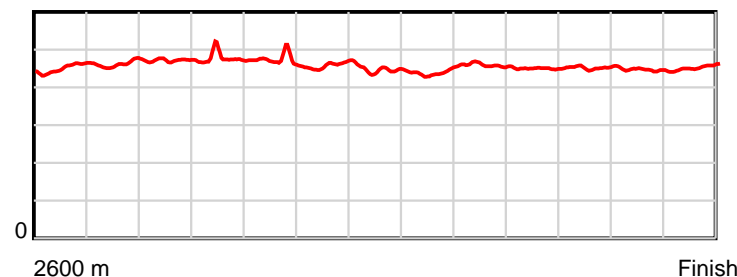
April 08, 2022, Race 5, FRED SHAW MEMORIAL NZ TROTTING CHAMPIONSHIP (MOBILE TROT), Distance 2600m, Addington - Survey 3200m

Result	TAB no.	Horse (Barrier)	2200m to	2000m to	1800m to	1600m to	1400m to	1200m to	1000m to	800m to	600m to	400m to	200m to	Total or	Margin
7th	7	Mataderos (0)	2000m	1800m	1600m	1400m	1200m	1000m	800m	600m	400m	200m	WP	Average	
		Position in running (margin)	7(12.8)	7(11.8)	7(11.6)	7(11.2)	7(9.8)	7(7.9)	7(13.5)	7(28.8)	7(35.2)	7(40.4)	7(44.4)		42.60
		Sectional time (s)	15.85	16.05	15.94	15.07	13.95	15.19	16.46	14.80	15.01	14.53	14.72		
		Cumulative time (s)	167.57	151.72	135.67	119.73	104.66	90.71	75.52	59.06	44.26	29.25	14.72	3:18.19	
		Speed (m/s)	12.62	12.46	12.55	13.27	14.34	13.17	12.15	13.51	13.32	13.76	13.59	13.12	
		Stride length (m)	5.95	5.93	5.93	6.09	6.40	5.80	5.58	6.08	6.03	6.14	6.16	6.02	
		Stride duration (s)	0.472	0.476	0.473	0.459	0.446	0.440	0.459	0.450	0.452	0.446	0.454	0.459	
		Stride efficiency (%)	55.34	54.98	54.99	57.94	64.03	52.50	48.63	57.68	56.78	58.88	59.33	56.63	
		Stride count	33.61	33.72	33.71	32.84	31.24	34.51	35.85	32.92	33.18	32.58	32.46	431.91	

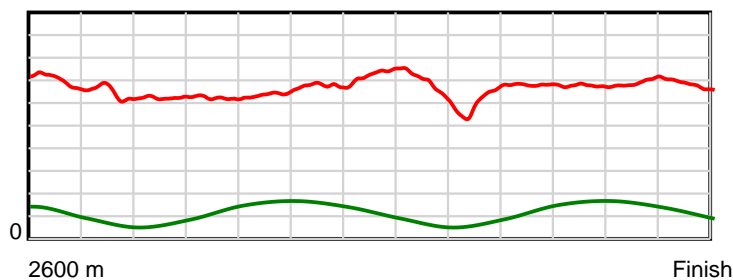
10 m Stride length



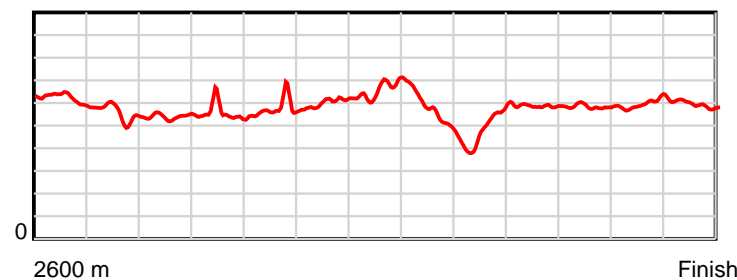
0.6 s Stride duration



20 m/sec Speed



100 % Stride efficiency



Note: Horizontal distance axis grid lines are 200m furlongs.

Disclaimer.

HRNZ and NZMTC and Thoroughbred Ratings Pty Ltd accepts no responsibility for the completeness or accuracy of any of the information contained herein, and makes no representations about its suitability for any particular purpose. Users should make their own judgements about those matters and/or seek independent advice. You assume all risks associated with use of the data provided on this page.