



Race Results

NZ Metropolitan Trotting Club Inc, HRNZ, April 08, 2022

Compilation date: April 8, 2022, 9:26:10 PM (NZST)

Copyright © 2022 HRNZ and NZMTC. All rights reserved.

Trademarks.

StrideMASTER is a registered trademark of Thoroughbred Ratings Pty Ltd.

Disclaimer.

HRNZ and NZMTC and Thoroughbred Ratings Pty Ltd accepts no responsibility for the completeness or accuracy of any of the information contained herein, and makes no representations about its suitability for any particular purpose. Users should make their own judgements about those matters and/or seek independent advice. You assume all risks associated with use of the data provided on this page.



Race Results



April 08, 2022, Race 8, 'CAPTAIN CRUNCH' PASSING LANE PACE, Distance 2600m, Addington - Survey 3200m

Result	TAB no.	Horse (Barrier)	2600 to	2400m to
1st	4	Here's Herbie (4)	2400m	2200m
		Position in running (margin)	-	2(0.2)
		Sectional time (s)	15.33	13.81
		Cumulative time (s)	194.31	178.98
		Speed (m/s)	13.05	14.48
		Stride length (m)	5.78	6.59
		Stride duration (s)	0.438	0.455
		Stride efficiency (%)	52.16	67.78
		Stride count	34.62	30.37

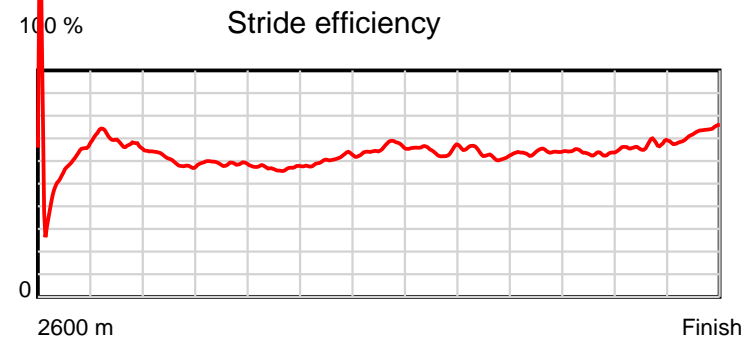
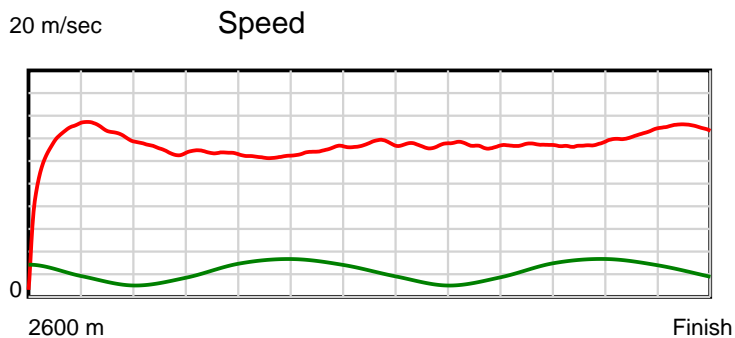
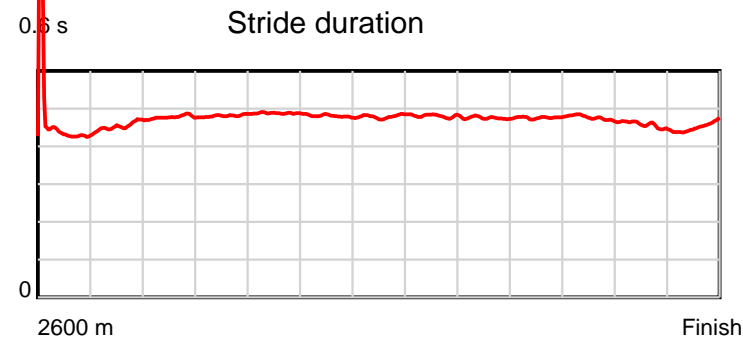
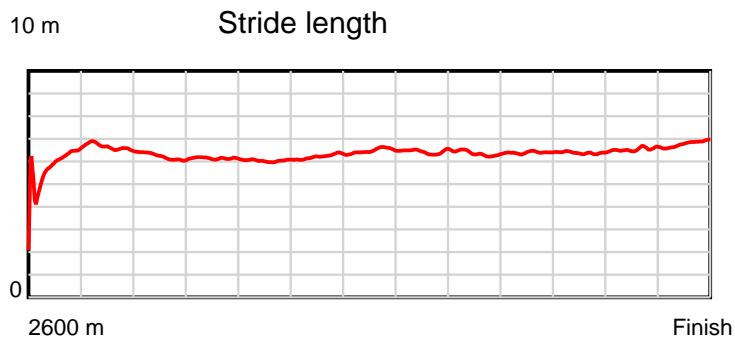
Disclaimer.

HRNZ and NZMTC and Thoroughbred Ratings Pty Ltd accepts no responsibility for the completeness or accuracy of any of the information contained herein, and makes no representations about its suitability for any particular purpose. Users should make their own judgements about those matters and/or seek independent advice. You assume all risks associated with use of the data provided on this page.

Race Results

April 08, 2022, Race 8, 'CAPTAIN CRUNCH' PASSING LANE PACE, Distance 2600m, Addington - Survey 3200m

Result	TAB no.	Horse (Barrier)	2200m to	2000m to	1800m to	1600m to	1400m to	1200m to	1000m to	800m to	600m to	400m to	200m to	Total or	Margin
1st	4	Here's Herbie (4)	2000m	1800m	1600m	1400m	1200m	1000m	800m	600m	400m	200m	WP	Average	
		Position in running (margin)	1(0.0)	1(0.0)	1(0.0)	1(0.0)	1(0.0)	1(0.0)	1(0.0)	1(0.0)	1(0.0)	1(0.0)	1(0.0)		0.00
		Sectional time (s)	15.50	15.71	16.20	15.49	14.85	14.97	15.07	15.01	14.97	14.00	13.40		
		Cumulative time (s)	165.17	149.67	133.96	117.76	102.27	87.42	72.45	57.38	42.37	27.40	13.40	3:14.31	
		Speed (m/s)	12.90	12.73	12.35	12.91	13.47	13.36	13.27	13.32	13.36	14.29	14.93	13.38	
		Stride length (m)	6.17	6.12	6.02	6.20	6.46	6.42	6.30	6.35	6.35	6.53	6.76	6.30	
		Stride duration (s)	0.478	0.481	0.488	0.480	0.480	0.481	0.475	0.476	0.475	0.457	0.453	0.471	
		Stride efficiency (%)	59.43	58.59	56.61	60.08	65.27	64.47	62.01	62.97	63.09	66.56	71.34	62.04	
		Stride count	32.43	32.66	33.23	32.26	30.95	31.14	31.75	31.51	31.48	30.64	29.60	412.64	



Note: Horizontal distance axis grid lines are 200m furlongs.

Disclaimer.

HRNZ and NZMTC and Thoroughbred Ratings Pty Ltd accepts no responsibility for the completeness or accuracy of any of the information contained herein, and makes no representations about its suitability for any particular purpose. Users should make their own judgements about those matters and/or seek independent advice. You assume all risks associated with use of the data provided on this page.



Race Results



April 08, 2022, Race 8, 'CAPTAIN CRUNCH' PASSING LANE PACE, Distance 2600m, Addington - Survey 3200m

Result	TAB no.	Horse (Barrier)	2600 to	2400m to
2nd	3	Maid Of Money (3)	2400m	2200m
		Position in running (margin)	-	9(12.8)
		Sectional time (s)	17.45	14.18
		Cumulative time (s)	195.30	177.85
		Speed (m/s)	11.46	14.10
		Stride length (m)	5.15	5.90
		Stride duration (s)	0.433	0.418
		Stride efficiency (%)	41.51	54.37
		Stride count	38.81	33.91

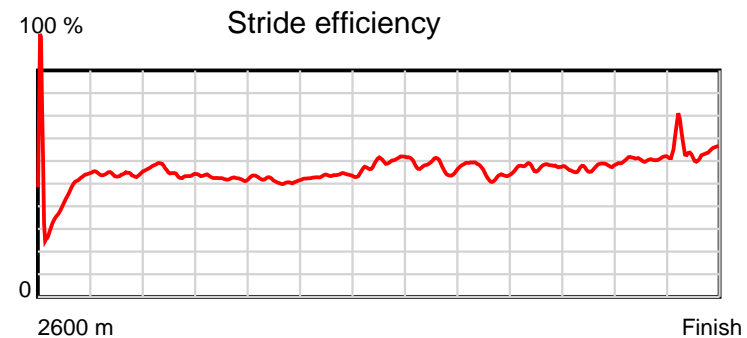
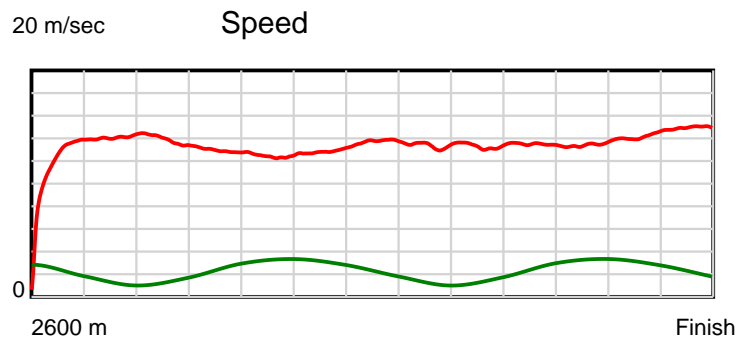
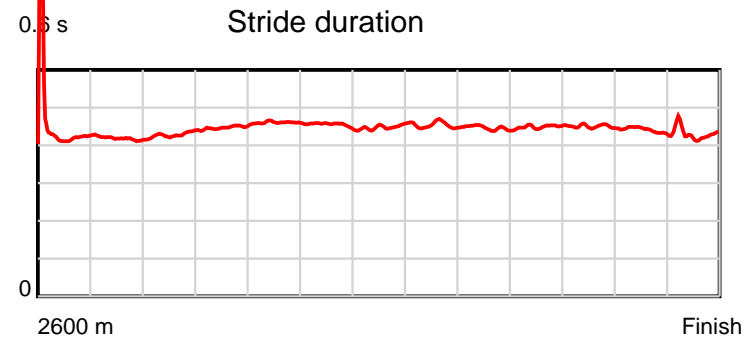
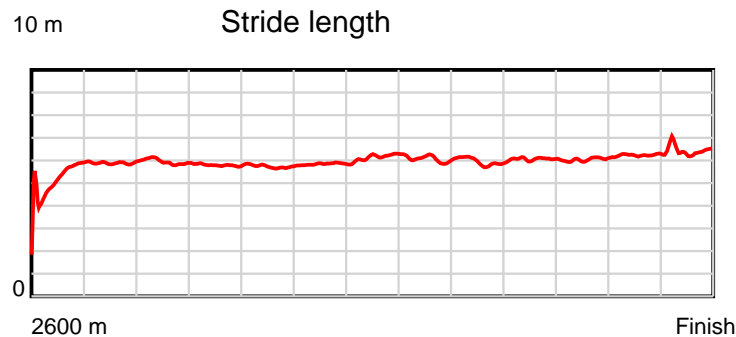
Disclaimer.

HRNZ and NZMTC and Thoroughbred Ratings Pty Ltd accepts no responsibility for the completeness or accuracy of any of the information contained herein, and makes no representations about its suitability for any particular purpose. Users should make their own judgements about those matters and/or seek independent advice. You assume all risks associated with use of the data provided on this page.

Race Results

April 08, 2022, Race 8, 'CAPTAIN CRUNCH' PASSING LANE PACE, Distance 2600m, Addington - Survey 3200m

Result	TAB no.	Horse (Barrier)	2200m to	2000m to	1800m to	1600m to	1400m to	1200m to	1000m to	800m to	600m to	400m to	200m to	Total or	Margin
2nd	3	Maid Of Money (3)	2000m	1800m	1600m	1400m	1200m	1000m	800m	600m	400m	200m	WP	Average	
		Position in running (margin)	8(14.9)	7(8.5)	6(7.1)	5(6.8)	6(7.2)	8(5.9)	7(6.0)	6(6.4)	6(5.4)	6(5.8)	5(6.5)		6.10
		Sectional time (s)	14.43	15.47	16.16	15.56	14.63	14.98	15.15	14.84	15.03	14.11	13.31		
		Cumulative time (s)	163.67	149.24	133.77	117.61	102.05	87.42	72.44	57.29	42.45	27.42	13.31	3:15.30	
		Speed (m/s)	13.86	12.93	12.38	12.85	13.67	13.35	13.20	13.48	13.31	14.17	15.03	13.31	
		Stride length (m)	5.94	5.78	5.70	5.85	6.13	6.05	5.89	6.06	5.99	6.23	6.45	5.92	
		Stride duration (s)	0.428	0.447	0.461	0.455	0.448	0.454	0.446	0.450	0.450	0.440	0.430	0.444	
		Stride efficiency (%)	55.06	52.18	50.80	53.43	58.64	57.27	54.15	57.38	56.07	60.63	65.07	54.70	
		Stride count	33.69	34.61	35.08	34.20	32.65	33.04	33.97	33.00	33.39	32.11	30.99	439.45	



Note: Horizontal distance axis grid lines are 200m furlongs.

Disclaimer.

HRNZ and NZMTC and Thoroughbred Ratings Pty Ltd accepts no responsibility for the completeness or accuracy of any of the information contained herein, and makes no representations about its suitability for any particular purpose. Users should make their own judgements about those matters and/or seek independent advice. You assume all risks associated with use of the data provided on this page.



Race Results



April 08, 2022, Race 8, 'CAPTAIN CRUNCH' PASSING LANE PACE, Distance 2600m, Addington - Survey 3200m

Result	TAB no.	Horse (Barrier)	2600 to	2400m to
3rd	5	Kingsdown Atom (5)	2400m	2200m
		Position in running (margin)	-	4(5.4)
		Sectional time (s)	16.21	13.76
		Cumulative time (s)	195.43	179.22
		Speed (m/s)	12.34	14.53
		Stride length (m)	5.39	6.33
		Stride duration (s)	0.433	0.435
		Stride efficiency (%)	45.43	62.59
		Stride count	37.09	31.60

Disclaimer.

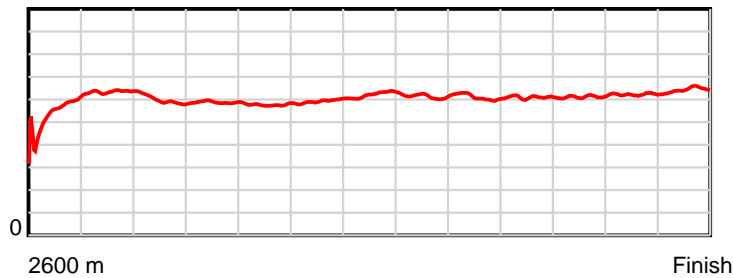
HRNZ and NZMTC and Thoroughbred Ratings Pty Ltd accepts no responsibility for the completeness or accuracy of any of the information contained herein, and makes no representations about its suitability for any particular purpose. Users should make their own judgements about those matters and/or seek independent advice. You assume all risks associated with use of the data provided on this page.

Race Results

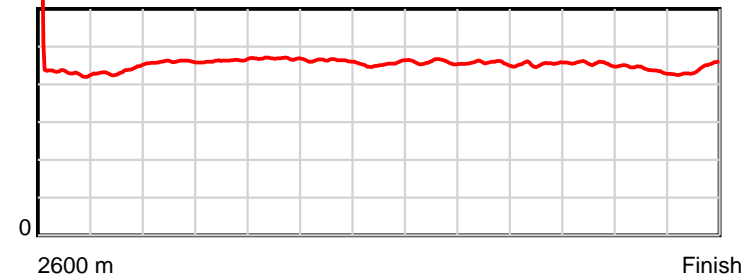
April 08, 2022, Race 8, 'CAPTAIN CRUNCH' PASSING LANE PACE, Distance 2600m, Addington - Survey 3200m

Result	TAB no.	Horse (Barrier)	2200m to	2000m to	1800m to	1600m to	1400m to	1200m to	1000m to	800m to	600m to	400m to	200m to	Total or	Margin
3rd	5	Kingsdown Atom (5)	2000m	1800m	1600m	1400m	1200m	1000m	800m	600m	400m	200m	WP	Average	
		Position in running (margin)	4(5.0)	4(4.5)	3(4.5)	4(4.8)	4(5.3)	5(4.1)	5(4.5)	4(4.4)	4(3.6)	5(3.8)	4(4.6)		0.00
		Sectional time (s)	15.43	15.71	16.25	15.57	14.65	15.03	15.07	14.87	14.99	14.14	13.75		
		Cumulative time (s)	165.46	150.03	134.32	118.07	102.50	87.85	72.82	57.75	42.88	27.89	13.75	3:15.43	
		Speed (m/s)	12.96	12.73	12.31	12.85	13.65	13.31	13.27	13.45	13.34	14.14	14.55	13.30	
		Stride length (m)	5.97	5.89	5.77	5.95	6.20	6.11	6.06	6.10	6.07	6.22	6.42	6.03	
		Stride duration (s)	0.460	0.463	0.469	0.463	0.454	0.459	0.457	0.454	0.455	0.440	0.442	0.453	
		Stride efficiency (%)	55.62	54.18	51.95	55.32	60.08	58.27	57.46	58.23	57.56	60.49	64.48	56.75	
		Stride count	33.52	33.97	34.69	33.61	32.25	32.75	32.98	32.76	32.95	32.15	31.14	431.46	

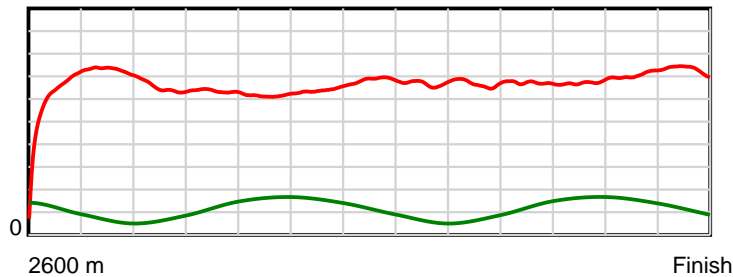
10 m Stride length



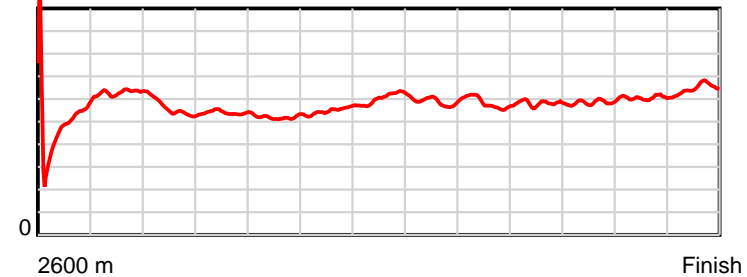
0.6 s Stride duration



20 m/sec Speed



100 % Stride efficiency



Note: Horizontal distance axis grid lines are 200m furlongs.

Disclaimer.

HRNZ and NZMTC and Thoroughbred Ratings Pty Ltd accepts no responsibility for the completeness or accuracy of any of the information contained herein, and makes no representations about its suitability for any particular purpose. Users should make their own judgements about those matters and/or seek independent advice. You assume all risks associated with use of the data provided on this page.



Race Results



April 08, 2022, Race 8, 'CAPTAIN CRUNCH' PASSING LANE PACE, Distance 2600m, Addington - Survey 3200m

Result	TAB no.	Horse (Barrier)	2600 to	2400m to
4th	1	Justace (1)	2400m	2200m
		Position in running (margin)	-	3(3.0)
		Sectional time (s)	15.80	13.73
		Cumulative time (s)	195.91	180.11
		Speed (m/s)	12.66	14.57
		Stride length (m)	5.74	6.60
		Stride duration (s)	0.440	0.453
		Stride efficiency (%)	51.41	67.97
		Stride count	34.87	30.32

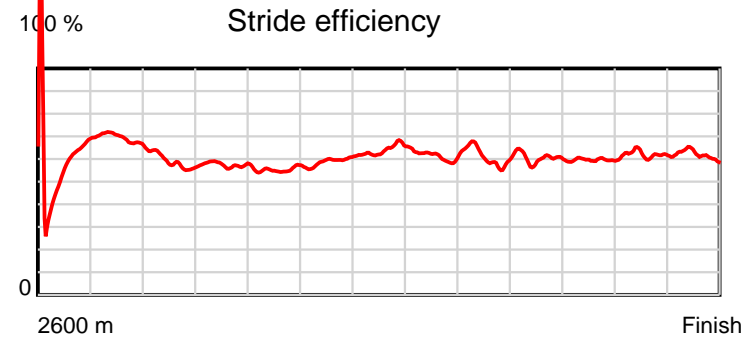
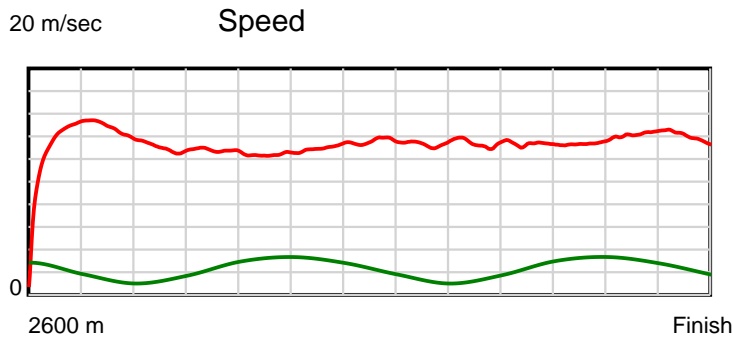
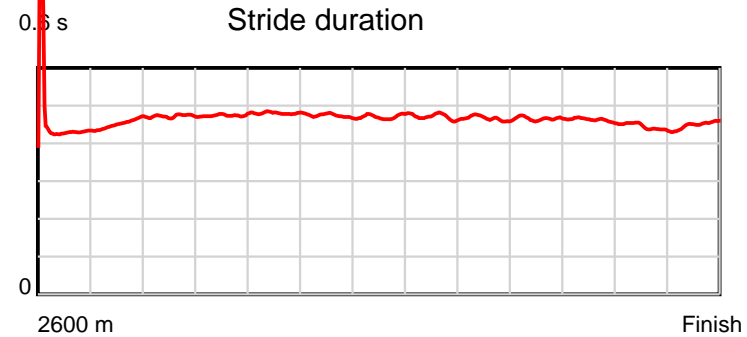
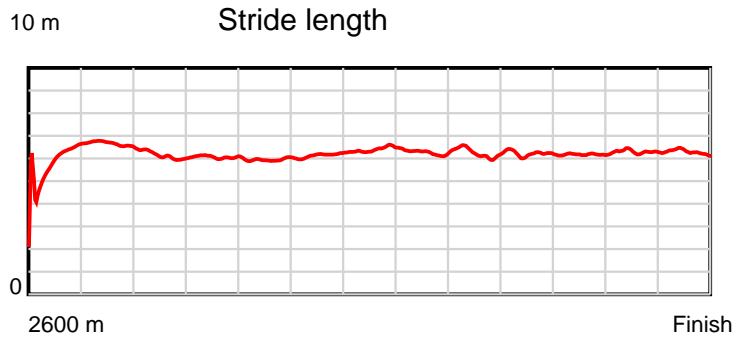
Disclaimer.

HRNZ and NZMTC and Thoroughbred Ratings Pty Ltd accepts no responsibility for the completeness or accuracy of any of the information contained herein, and makes no representations about its suitability for any particular purpose. Users should make their own judgements about those matters and/or seek independent advice. You assume all risks associated with use of the data provided on this page.

Race Results

April 08, 2022, Race 8, 'CAPTAIN CRUNCH' PASSING LANE PACE, Distance 2600m, Addington - Survey 3200m

Result	TAB no.	Horse (Barrier)	2200m to	2000m to	1800m to	1600m to	1400m to	1200m to	1000m to	800m to	600m to	400m to	200m to	Total or	Margin
4th	1	Justace (1)	2000m	1800m	1600m	1400m	1200m	1000m	800m	600m	400m	200m	WP	Average	
		Position in running (margin)	3(2.4)	2(2.7)	2(2.1)	2(3.3)	2(2.1)	2(1.7)	2(1.9)	2(2.3)	2(1.6)	3(2.8)	3(3.5)		8.10
		Sectional time (s)	15.56	15.61	16.40	15.30	14.77	15.01	15.14	14.89	15.16	14.12	14.42		
		Cumulative time (s)	166.38	150.82	135.21	118.81	103.51	88.74	73.73	58.59	43.70	28.54	14.42	3:15.91	
		Speed (m/s)	12.85	12.81	12.20	13.07	13.54	13.32	13.21	13.43	13.19	14.16	13.87	13.27	
		Stride length (m)	6.07	6.08	5.85	6.18	6.38	6.26	6.15	6.26	6.09	6.28	6.26	6.16	
		Stride duration (s)	0.472	0.474	0.480	0.473	0.471	0.470	0.466	0.466	0.462	0.443	0.451	0.464	
		Stride efficiency (%)	57.52	57.75	53.55	59.75	63.66	61.33	59.15	61.16	58.02	61.55	61.25	59.33	
		Stride count	32.97	32.90	34.16	32.34	31.34	31.93	32.51	31.97	32.82	31.87	31.94	421.94	



Note: Horizontal distance axis grid lines are 200m furlongs.

Disclaimer.

HRNZ and NZMTC and Thoroughbred Ratings Pty Ltd accepts no responsibility for the completeness or accuracy of any of the information contained herein, and makes no representations about its suitability for any particular purpose. Users should make their own judgements about those matters and/or seek independent advice. You assume all risks associated with use of the data provided on this page.



Race Results



April 08, 2022, Race 8, 'CAPTAIN CRUNCH' PASSING LANE PACE, Distance 2600m, Addington - Survey 3200m

Result	TAB no.	Horse (Barrier)	2600 to	2400m to
5th	14	Dannemora (13)	2400m	2200m
		Position in running (margin)	-	10(13.1)
		Sectional time (s)	17.50	14.32
		Cumulative time (s)	195.74	178.24
		Speed (m/s)	11.43	13.97
		Stride length (m)	5.48	6.14
		Stride duration (s)	0.447	0.439
		Stride efficiency (%)	46.98	58.82
		Stride count	36.47	32.60

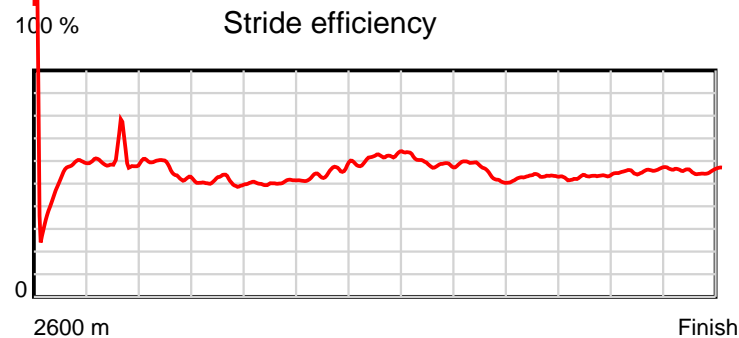
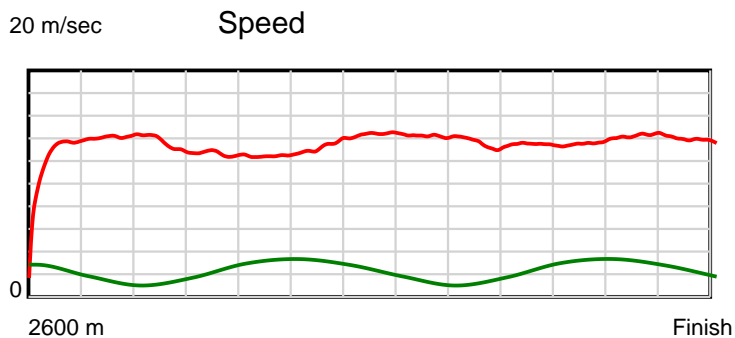
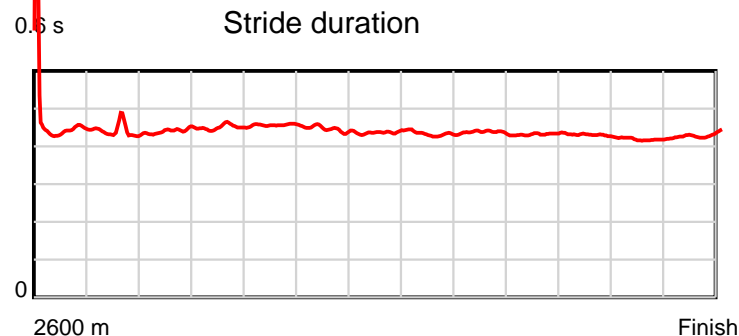
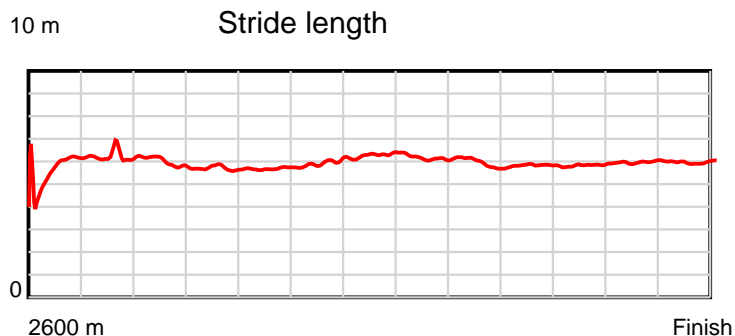
Disclaimer.

HRNZ and NZMTC and Thoroughbred Ratings Pty Ltd accepts no responsibility for the completeness or accuracy of any of the information contained herein, and makes no representations about its suitability for any particular purpose. Users should make their own judgements about those matters and/or seek independent advice. You assume all risks associated with use of the data provided on this page.

Race Results

April 08, 2022, Race 8, 'CAPTAIN CRUNCH' PASSING LANE PACE, Distance 2600m, Addington - Survey 3200m

Result	TAB no.	Horse (Barrier)	2200m to	2000m to	1800m to	1600m to	1400m to	1200m to	1000m to	800m to	600m to	400m to	200m to	Total or	Margin
5th	14	Dannemora (13)	2000m	1800m	1600m	1400m	1200m	1000m	800m	600m	400m	200m	WP	Average	
		Position in running (margin)	9(16.1)	9(12.8)	9(12.7)	11(13.0)	12(11.0)	7(5.2)	3(2.2)	3(2.8)	3(1.7)	2(1.4)	2(2.5)		8.40
		Sectional time (s)	14.95	15.70	16.26	15.16	13.87	14.47	15.17	14.84	14.91	14.18	14.41		
		Cumulative time (s)	163.92	148.97	133.27	117.01	101.85	87.98	73.51	58.34	43.50	28.59	14.41	3:15.74	
		Speed (m/s)	13.38	12.74	12.30	13.19	14.42	13.82	13.18	13.48	13.41	14.10	13.88	13.28	
		Stride length (m)	5.90	5.74	5.62	5.89	6.30	5.98	5.76	5.83	5.76	5.90	5.98	5.86	
		Stride duration (s)	0.441	0.451	0.457	0.446	0.437	0.433	0.437	0.432	0.429	0.419	0.431	0.441	
		Stride efficiency (%)	54.40	51.50	49.33	54.20	61.93	55.94	51.90	53.10	51.84	54.46	55.85	53.67	
		Stride count	33.90	34.84	35.60	33.96	31.77	33.43	34.70	34.31	34.73	33.88	33.45	443.64	



Note: Horizontal distance axis grid lines are 200m furlongs.

Disclaimer.

HRNZ and NZMTC and Thoroughbred Ratings Pty Ltd accepts no responsibility for the completeness or accuracy of any of the information contained herein, and makes no representations about its suitability for any particular purpose. Users should make their own judgements about those matters and/or seek independent advice. You assume all risks associated with use of the data provided on this page.



Race Results



April 08, 2022, Race 8, 'CAPTAIN CRUNCH' PASSING LANE PACE, Distance 2600m, Addington - Survey 3200m

Result	TAB no.	Horse (Barrier)	2600 to	2400m to
6th	8	Loyalist (8)	2400m	2200m
		Position in running (margin)	-	1(0.0)
		Sectional time (s)	15.31	13.98
		Cumulative time (s)	196.55	181.24
		Speed (m/s)	13.06	14.31
		Stride length (m)	0.00	162.62
		Stride duration (s)	0.000	11.369
		Stride efficiency (%)	0.00	41323.99
		Stride count	0.00	1.23

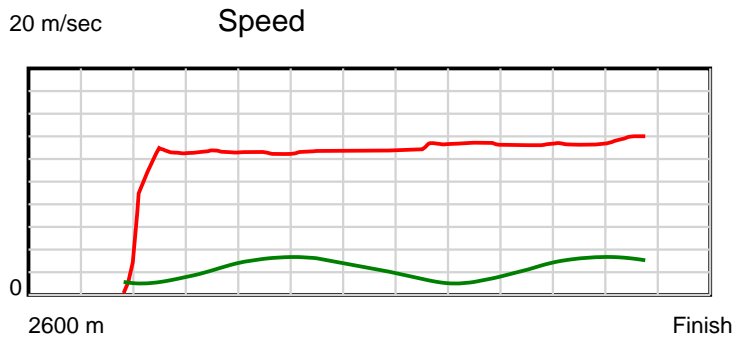
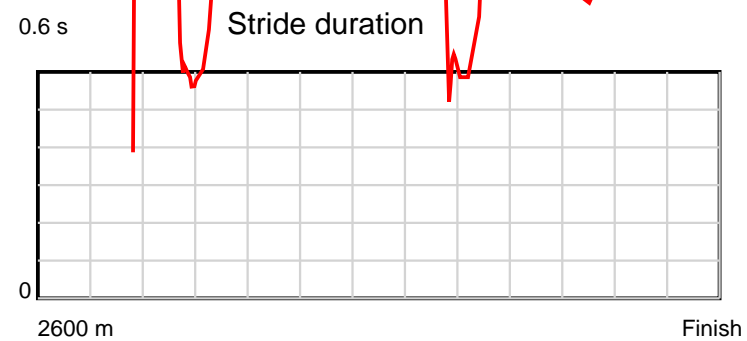
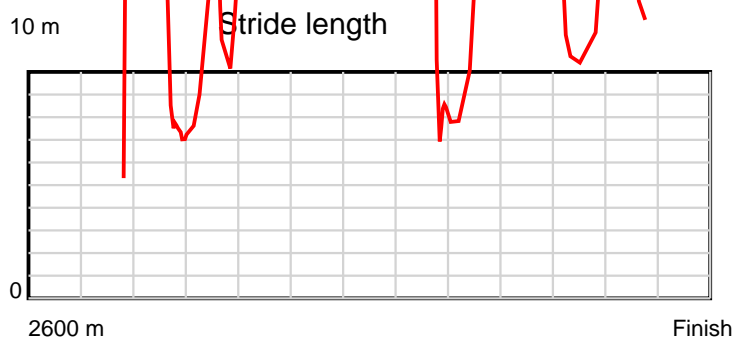
Disclaimer.

HRNZ and NZMTC and Thoroughbred Ratings Pty Ltd accepts no responsibility for the completeness or accuracy of any of the information contained herein, and makes no representations about its suitability for any particular purpose. Users should make their own judgements about those matters and/or seek independent advice. You assume all risks associated with use of the data provided on this page.

Race Results

April 08, 2022, Race 8, 'CAPTAIN CRUNCH' PASSING LANE PACE, Distance 2600m, Addington - Survey 3200m

Result	TAB no.	Horse (Barrier)	2200m to	2000m to	1800m to	1600m to	1400m to	1200m to	1000m to	800m to	600m to	400m to	200m to	Total or	Margin
6th	8	Loyalist (8)	2000m	1800m	1600m	1400m	1200m	1000m	800m	600m	400m	200m	WP	Average	
		Position in running (margin)	2(0.9)	3(4.1)	4(4.6)	3(4.8)	3(5.2)	6(4.7)	8(6.6)	8(8.7)	9(7.2)	9(7.6)	8(9.2)		12.00
		Sectional time (s)	16.04	15.78	16.24	15.56	14.77	15.28	15.42	14.76	15.03	14.28	14.10		
		Cumulative time (s)	167.26	151.22	135.44	119.20	103.64	88.87	73.59	58.17	43.41	28.38	14.10	3:16.55	
		Speed (m/s)	12.47	12.67	12.32	12.85	13.54	13.09	12.97	13.55	13.31	14.01	14.18	13.23	
		Stride length (m)	8.01	9.00	7.50	9.85	14.40	13.67	16.04	15.87	18.60	13.71	24.46	14.25	
		Stride duration (s)	0.642	0.711	0.609	0.767	1.064	1.044	1.237	1.171	1.398	0.979	1.725	1.077	
		Stride efficiency (%)	100.18	126.65	87.97	151.75	324.23	291.95	402.18	393.41	540.72	293.91	934.88	317.23	
		Stride count	24.98	22.22	26.66	20.30	13.88	14.63	12.47	12.60	10.75	14.58	8.18	182.48	



Note: Horizontal distance axis grid lines are 200m furlongs.

Disclaimer.

HRNZ and NZMTC and Thoroughbred Ratings Pty Ltd accepts no responsibility for the completeness or accuracy of any of the information contained herein, and makes no representations about its suitability for any particular purpose. Users should make their own judgements about those matters and/or seek independent advice. You assume all risks associated with use of the data provided on this page.



Race Results



April 08, 2022, Race 8, 'CAPTAIN CRUNCH' PASSING LANE PACE, Distance 2600m, Addington - Survey 3200m

Result	TAB no.	Horse (Barrier)	2600 to	2400m to
7th	15	Sophia Bromac (0)	2400m	2200m
		Position in running (margin)	-	12(18.9)
		Sectional time (s)	18.47	14.72
		Cumulative time (s)	196.70	178.23
		Speed (m/s)	10.83	13.59
		Stride length (m)	5.20	5.82
		Stride duration (s)	0.424	0.428
		Stride efficiency (%)	42.19	52.92
		Stride count	38.49	34.37

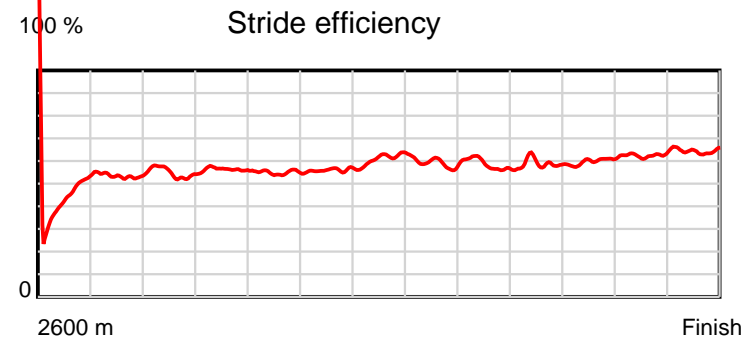
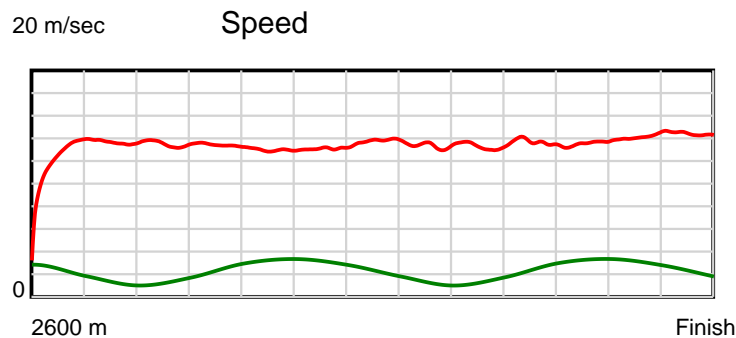
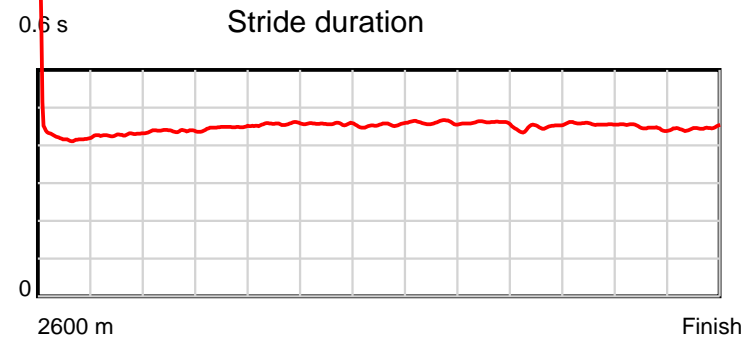
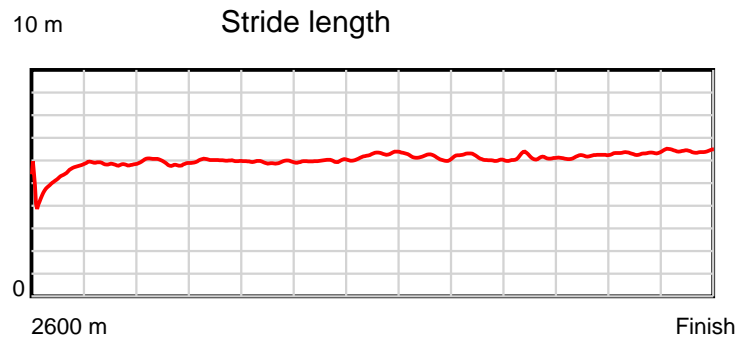
Disclaimer.

HRNZ and NZMTC and Thoroughbred Ratings Pty Ltd accepts no responsibility for the completeness or accuracy of any of the information contained herein, and makes no representations about its suitability for any particular purpose. Users should make their own judgements about those matters and/or seek independent advice. You assume all risks associated with use of the data provided on this page.

Race Results

April 08, 2022, Race 8, 'CAPTAIN CRUNCH' PASSING LANE PACE, Distance 2600m, Addington - Survey 3200m

Result	TAB no.	Horse (Barrier)	2200m to	2000m to	1800m to	1600m to	1400m to	1200m to	1000m to	800m to	600m to	400m to	200m to	Total or	Margin
7th	15	Sophia Bromac (0)	2000m	1800m	1600m	1400m	1200m	1000m	800m	600m	400m	200m	WP	Average	
		Position in running (margin)	12(24.3)	12(21.0)	12(16.4)	10(12.2)	11(10.9)	12(9.6)	11(10.5)	11(10.8)	11(8.8)	12(9.0)	12(11.0)		13.50
		Sectional time (s)	14.94	14.95	15.51	15.28	14.63	15.11	15.13	14.68	14.99	14.33	13.96		
		Cumulative time (s)	163.51	148.57	133.62	118.11	102.83	88.20	73.09	57.96	43.28	28.29	13.96	3:16.70	
		Speed (m/s)	13.39	13.38	12.89	13.09	13.67	13.24	13.22	13.62	13.34	13.96	14.33	13.22	
		Stride length (m)	5.87	5.98	5.89	5.99	6.20	6.10	6.08	6.11	6.10	6.25	6.39	5.98	
		Stride duration (s)	0.438	0.447	0.456	0.457	0.454	0.461	0.460	0.448	0.457	0.447	0.446	0.453	
		Stride efficiency (%)	53.80	55.85	54.17	56.02	60.12	58.11	57.76	58.25	58.12	60.97	63.90	55.94	
		Stride count	34.09	33.45	33.97	33.40	32.24	32.80	32.90	32.76	32.79	32.02	31.28	434.56	



Note: Horizontal distance axis grid lines are 200m furlongs.

Disclaimer.

HRNZ and NZMTC and Thoroughbred Ratings Pty Ltd accepts no responsibility for the completeness or accuracy of any of the information contained herein, and makes no representations about its suitability for any particular purpose. Users should make their own judgements about those matters and/or seek independent advice. You assume all risks associated with use of the data provided on this page.



Race Results



April 08, 2022, Race 8, 'CAPTAIN CRUNCH' PASSING LANE PACE, Distance 2600m, Addington - Survey 3200m

Result	TAB no.	Horse (Barrier)	2600 to	2400m to
8th	12	Teds Legacy (11)	2400m	2200m
		Position in running (margin)	-	6(9.4)
		Sectional time (s)	16.87	13.88
		Cumulative time (s)	196.75	179.88
		Speed (m/s)	11.86	14.41
		Stride length (m)	5.67	6.38
		Stride duration (s)	0.446	0.443
		Stride efficiency (%)	50.29	63.58
		Stride count	35.26	31.35

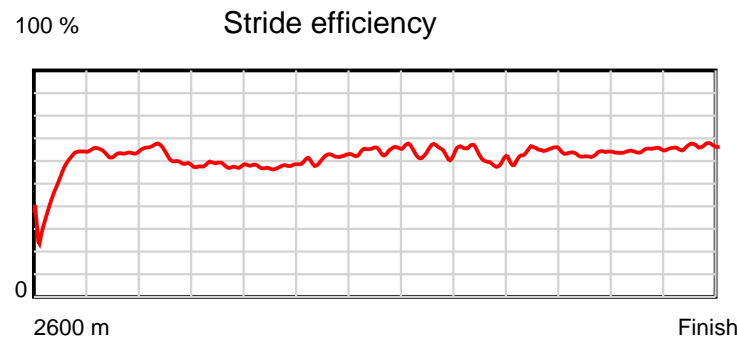
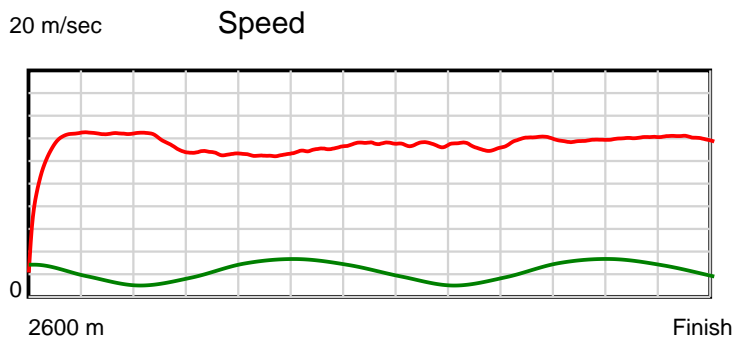
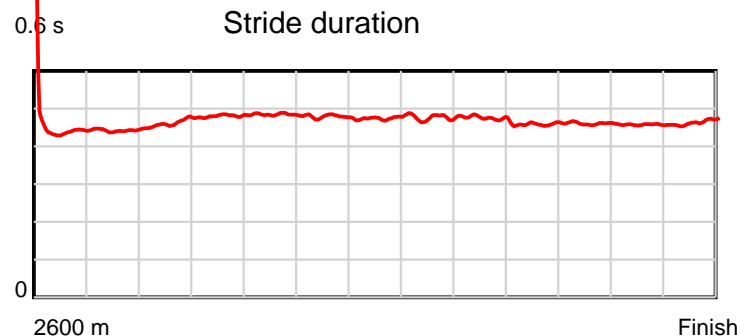
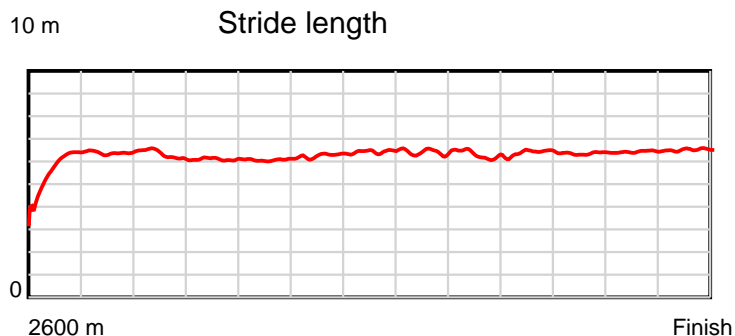
Disclaimer.

HRNZ and NZMTC and Thoroughbred Ratings Pty Ltd accepts no responsibility for the completeness or accuracy of any of the information contained herein, and makes no representations about its suitability for any particular purpose. Users should make their own judgements about those matters and/or seek independent advice. You assume all risks associated with use of the data provided on this page.

Race Results

April 08, 2022, Race 8, 'CAPTAIN CRUNCH' PASSING LANE PACE, Distance 2600m, Addington - Survey 3200m

Result	TAB no.	Horse (Barrier)	2200m to	2000m to	1800m to	1600m to	1400m to	1200m to	1000m to	800m to	600m to	400m to	200m to	Total or	Margin
8th	12	Teds Legacy (11)	2000m	1800m	1600m	1400m	1200m	1000m	800m	600m	400m	200m	WP	Average	
		Position in running (margin)	5(9.7)	5(6.2)	5(6.6)	6(6.8)	5(6.9)	9(6.4)	9(8.1)	10(10.6)	8(6.5)	8(6.4)	9(9.4)		13.90
		Sectional time (s)	14.91	15.78	16.25	15.51	14.76	15.25	15.48	14.33	14.95	14.51	14.27		
		Cumulative time (s)	166.00	151.09	135.31	119.06	103.55	88.79	73.54	58.06	43.73	28.78	14.27	3:16.75	
		Speed (m/s)	13.41	12.67	12.31	12.89	13.55	13.11	12.92	13.96	13.38	13.78	14.02	13.21	
		Stride length (m)	6.19	6.09	5.96	6.18	6.43	6.25	6.12	6.40	6.16	6.31	6.52	6.20	
		Stride duration (s)	0.461	0.481	0.484	0.479	0.474	0.477	0.474	0.459	0.461	0.457	0.465	0.469	
		Stride efficiency (%)	59.80	57.93	55.57	59.75	64.52	61.11	58.60	64.09	59.29	62.16	66.52	60.03	
		Stride count	32.33	32.85	33.54	32.35	31.12	31.98	32.66	31.23	32.47	31.71	30.65	419.50	



Note: Horizontal distance axis grid lines are 200m furlongs.

Disclaimer.

HRNZ and NZMTC and Thoroughbred Ratings Pty Ltd accepts no responsibility for the completeness or accuracy of any of the information contained herein, and makes no representations about its suitability for any particular purpose. Users should make their own judgements about those matters and/or seek independent advice. You assume all risks associated with use of the data provided on this page.



Race Results



April 08, 2022, Race 8, 'CAPTAIN CRUNCH' PASSING LANE PACE, Distance 2600m, Addington - Survey 3200m

Result	TAB no.	Horse (Barrier)	2600 to	2400m to
9th	7	Hidden Desire (7)	2400m	2200m
		Position in running (margin)	-	5(8.1)
		Sectional time (s)	16.66	14.29
		Cumulative time (s)	196.76	180.10
		Speed (m/s)	12.00	14.00
		Stride length (m)	5.68	6.15
		Stride duration (s)	0.466	0.439
		Stride efficiency (%)	50.34	59.09
		Stride count	35.24	32.52

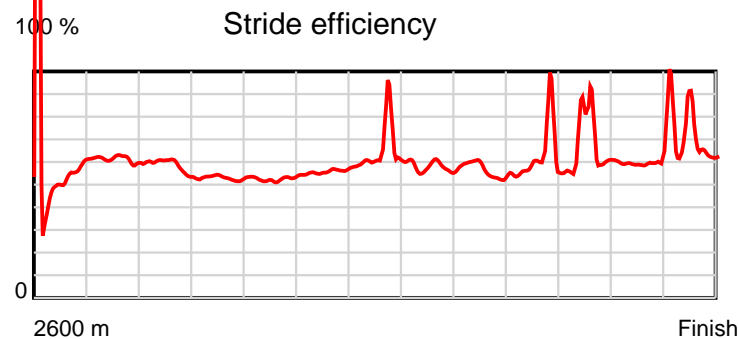
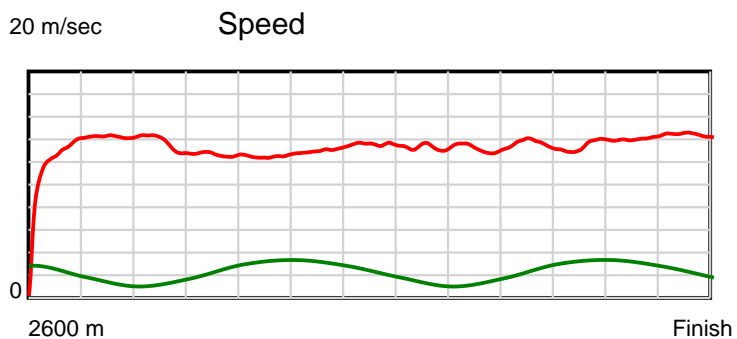
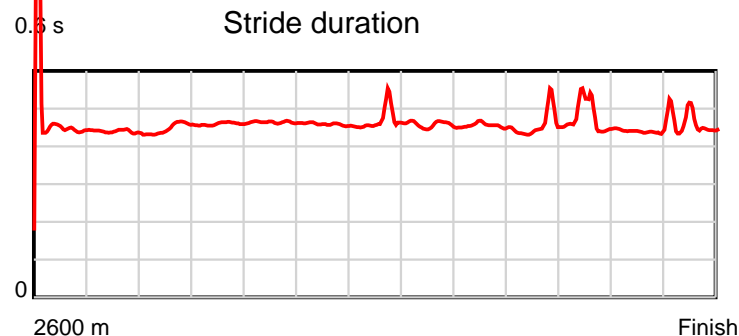
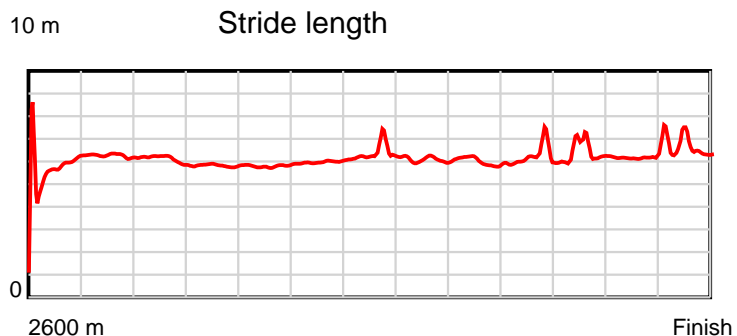
Disclaimer.

HRNZ and NZMTC and Thoroughbred Ratings Pty Ltd accepts no responsibility for the completeness or accuracy of any of the information contained herein, and makes no representations about its suitability for any particular purpose. Users should make their own judgements about those matters and/or seek independent advice. You assume all risks associated with use of the data provided on this page.

Race Results

April 08, 2022, Race 8, 'CAPTAIN CRUNCH' PASSING LANE PACE, Distance 2600m, Addington - Survey 3200m

Result	TAB no.	Horse (Barrier)	2200m to	2000m to	1800m to	1600m to	1400m to	1200m to	1000m to	800m to	600m to	400m to	200m to	Total or	Margin
9th	7	Hidden Desire (7)	2000m	1800m	1600m	1400m	1200m	1000m	800m	600m	400m	200m	WP	Average	
		Position in running (margin)	6(10.9)	6(8.2)	7(8.8)	7(8.9)	8(8.8)	11(8.2)	12(10.6)	12(12.9)	14(10.9)	14(11.2)	13(12.0)		14.20
		Sectional time (s)	15.06	15.82	16.22	15.47	14.75	15.35	15.46	14.68	15.02	14.13	13.85		
		Cumulative time (s)	165.81	150.75	134.93	118.71	103.24	88.49	73.14	57.68	43.00	27.98	13.85	3:16.76	
		Speed (m/s)	13.28	12.64	12.33	12.93	13.56	13.03	12.94	13.62	13.32	14.15	14.44	13.21	
		Stride length (m)	5.95	5.81	5.72	5.93	6.27	5.96	5.89	6.13	6.14	6.27	6.50	6.02	
		Stride duration (s)	0.448	0.460	0.464	0.458	0.463	0.457	0.455	0.450	0.461	0.443	0.450	0.456	
		Stride efficiency (%)	55.39	52.76	51.17	54.87	61.44	55.46	54.18	58.64	58.97	61.34	66.02	56.65	
		Stride count	33.59	34.42	34.95	33.75	31.90	33.57	33.97	32.65	32.56	31.92	30.77	431.81	



Note: Horizontal distance axis grid lines are 200m furlongs.

Disclaimer.

HRNZ and NZMTC and Thoroughbred Ratings Pty Ltd accepts no responsibility for the completeness or accuracy of any of the information contained herein, and makes no representations about its suitability for any particular purpose. Users should make their own judgements about those matters and/or seek independent advice. You assume all risks associated with use of the data provided on this page.



Race Results



April 08, 2022, Race 8, 'CAPTAIN CRUNCH' PASSING LANE PACE, Distance 2600m, Addington - Survey 3200m

Result	TAB no.	Horse (Barrier)	2600 to	2400m to
10th	13	Emma's Boy (12)	2400m	2200m
		Position in running (margin)	-	13(22.3)
		Sectional time (s)	19.02	14.93
		Cumulative time (s)	196.92	177.90
		Speed (m/s)	10.52	13.40
		Stride length (m)	5.08	6.17
		Stride duration (s)	0.443	0.460
		Stride efficiency (%)	40.30	59.46
		Stride count	39.38	32.42

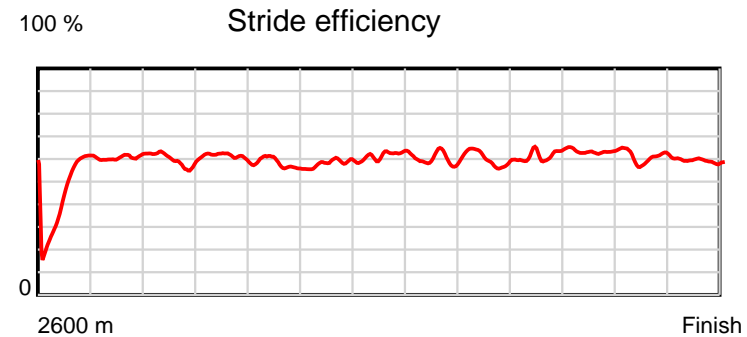
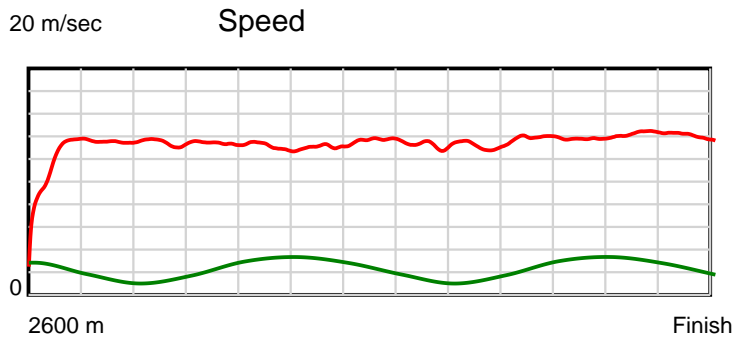
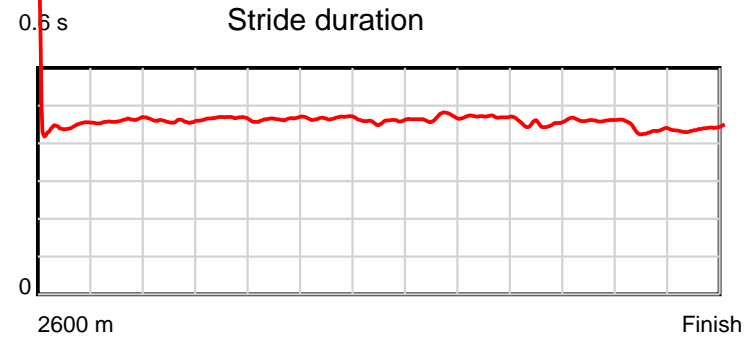
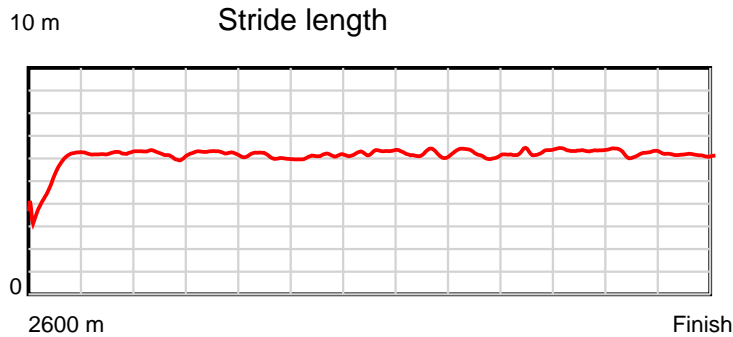
Disclaimer.

HRNZ and NZMTC and Thoroughbred Ratings Pty Ltd accepts no responsibility for the completeness or accuracy of any of the information contained herein, and makes no representations about its suitability for any particular purpose. Users should make their own judgements about those matters and/or seek independent advice. You assume all risks associated with use of the data provided on this page.

Race Results

April 08, 2022, Race 8, 'CAPTAIN CRUNCH' PASSING LANE PACE, Distance 2600m, Addington - Survey 3200m

Result	TAB no.	Horse (Barrier)	2200m to	2000m to	1800m to	1600m to	1400m to	1200m to	1000m to	800m to	600m to	400m to	200m to	Total or	Margin
10th	13	Emma's Boy (12)	2000m	1800m	1600m	1400m	1200m	1000m	800m	600m	400m	200m	WP	Average	
		Position in running (margin)	13(28.8)	13(25.5)	13(20.3)	13(15.2)	14(13.5)	14(11.2)	14(13.1)	13(13.6)	12(9.1)	11(8.6)	11(10.5)		14.30
		Sectional time (s)	14.95	14.84	15.36	15.20	14.46	15.29	15.15	14.26	14.88	14.32	14.26		
		Cumulative time (s)	162.97	148.02	133.18	117.82	102.62	88.16	72.87	57.72	43.46	28.58	14.26	3:16.92	
		Speed (m/s)	13.38	13.48	13.02	13.16	13.83	13.08	13.20	14.03	13.44	13.97	14.03	13.20	
		Stride length (m)	6.14	6.29	6.04	6.14	6.35	6.12	6.21	6.34	6.21	6.09	6.16	6.09	
		Stride duration (s)	0.459	0.467	0.464	0.467	0.459	0.468	0.471	0.452	0.462	0.436	0.439	0.461	
		Stride efficiency (%)	58.91	61.91	57.03	58.94	62.93	58.56	60.33	62.81	60.19	58.00	59.25	57.86	
		Stride count	32.57	31.77	33.11	32.56	31.52	32.67	32.19	31.55	32.23	32.83	32.48	427.28	



Note: Horizontal distance axis grid lines are 200m furlongs.

Disclaimer.

HRNZ and NZMTC and Thoroughbred Ratings Pty Ltd accepts no responsibility for the completeness or accuracy of any of the information contained herein, and makes no representations about its suitability for any particular purpose. Users should make their own judgements about those matters and/or seek independent advice. You assume all risks associated with use of the data provided on this page.



Race Results



April 08, 2022, Race 8, 'CAPTAIN CRUNCH' PASSING LANE PACE, Distance 2600m, Addington - Survey 3200m

Result	TAB no.	Horse (Barrier)	2600 to	2400m to
11th	6	He's Tough (6)	2400m	2200m
		Position in running (margin)	-	11(14.2)
		Sectional time (s)	17.66	14.50
		Cumulative time (s)	197.08	179.42
		Speed (m/s)	11.32	13.79
		Stride length (m)	5.16	6.04
		Stride duration (s)	0.443	0.438
		Stride efficiency (%)	41.60	57.05
		Stride count	38.76	33.10

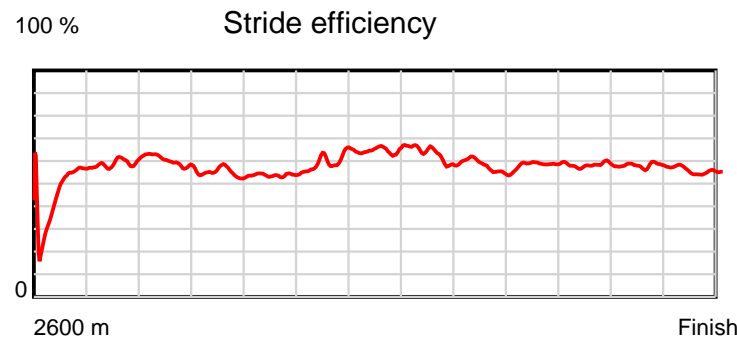
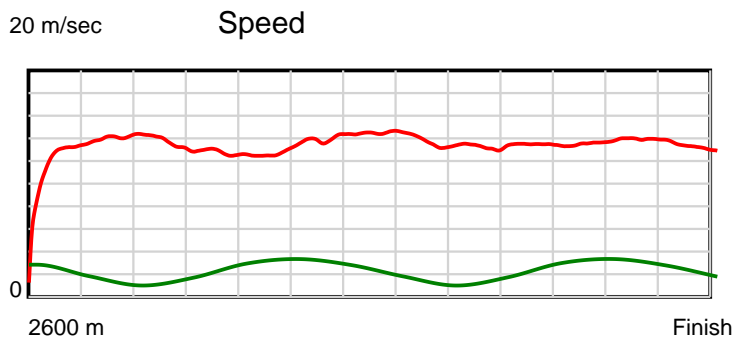
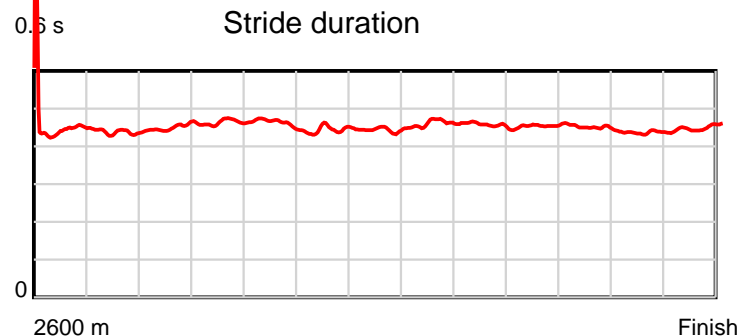
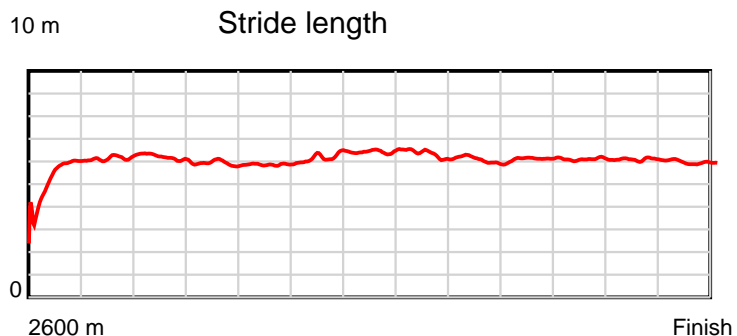
Disclaimer.

HRNZ and NZMTC and Thoroughbred Ratings Pty Ltd accepts no responsibility for the completeness or accuracy of any of the information contained herein, and makes no representations about its suitability for any particular purpose. Users should make their own judgements about those matters and/or seek independent advice. You assume all risks associated with use of the data provided on this page.

Race Results

April 08, 2022, Race 8, 'CAPTAIN CRUNCH' PASSING LANE PACE, Distance 2600m, Addington - Survey 3200m

Result	TAB no.	Horse (Barrier)	2200m to	2000m to	1800m to	1600m to	1400m to	1200m to	1000m to	800m to	600m to	400m to	200m to	Total or	Margin
11th	6	He's Tough (6)	2000m	1800m	1600m	1400m	1200m	1000m	800m	600m	400m	200m	WP	Average	
		Position in running (margin)	10(18.3)	10(14.9)	11(15.2)	12(14.4)	10(9.3)	4(3.2)	4(2.7)	5(4.7)	5(3.6)	4(3.7)	6(6.7)		15.50
		Sectional time (s)	14.95	15.76	16.08	14.63	13.83	14.89	15.40	14.84	14.98	14.50	15.06		
		Cumulative time (s)	164.92	149.97	134.21	118.13	103.50	89.67	74.78	59.38	44.54	29.56	15.06	3:17.08	
		Speed (m/s)	13.38	12.69	12.44	13.67	14.46	13.43	12.99	13.48	13.35	13.79	13.28	13.19	
		Stride length (m)	6.03	5.88	5.75	6.07	6.42	6.19	5.92	6.14	6.00	6.02	5.99	5.96	
		Stride duration (s)	0.451	0.463	0.462	0.444	0.444	0.461	0.456	0.456	0.449	0.436	0.451	0.451	
		Stride efficiency (%)	56.79	53.95	51.72	57.59	64.34	59.86	54.69	58.93	56.27	56.64	56.05	55.42	
		Stride count	33.18	34.04	34.76	32.95	31.17	32.32	33.81	32.57	33.33	33.22	33.39	436.60	



Note: Horizontal distance axis grid lines are 200m furlongs.

Disclaimer.

HRNZ and NZMTC and Thoroughbred Ratings Pty Ltd accepts no responsibility for the completeness or accuracy of any of the information contained herein, and makes no representations about its suitability for any particular purpose. Users should make their own judgements about those matters and/or seek independent advice. You assume all risks associated with use of the data provided on this page.



Race Results



April 08, 2022, Race 8, 'CAPTAIN CRUNCH' PASSING LANE PACE, Distance 2600m, Addington - Survey 3200m

Result	TAB no.	Horse (Barrier)	2600 to	2400m to
12th	10	Grinning Again (10)	2400m	2200m
		Position in running (margin)	-	8(12.0)
		Sectional time (s)	17.31	15.46
		Cumulative time (s)	197.07	179.76
		Speed (m/s)	11.56	12.94
		Stride length (m)	5.08	5.63
		Stride duration (s)	0.420	0.436
		Stride efficiency (%)	40.35	49.61
		Stride count	39.36	35.50

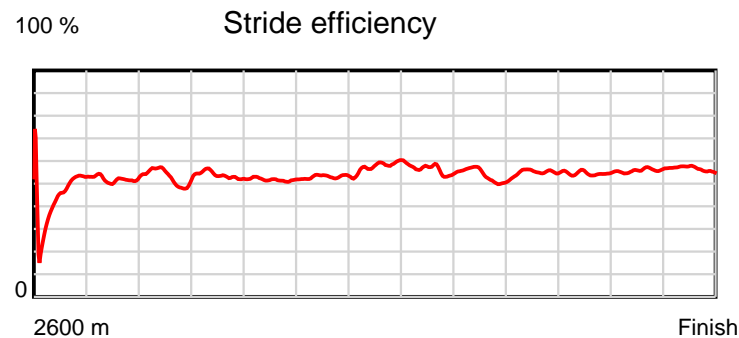
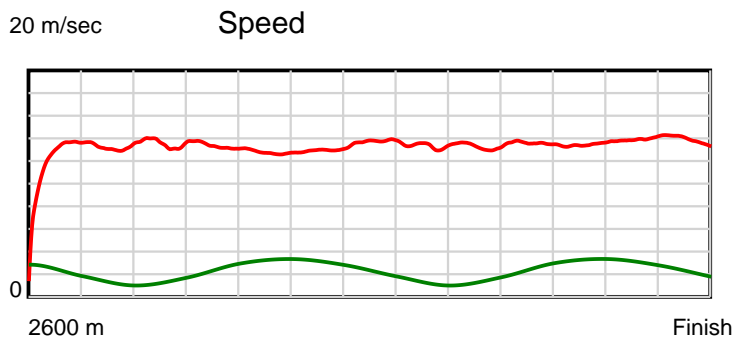
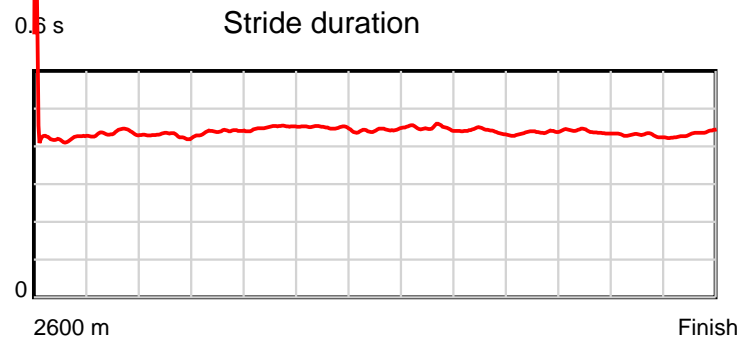
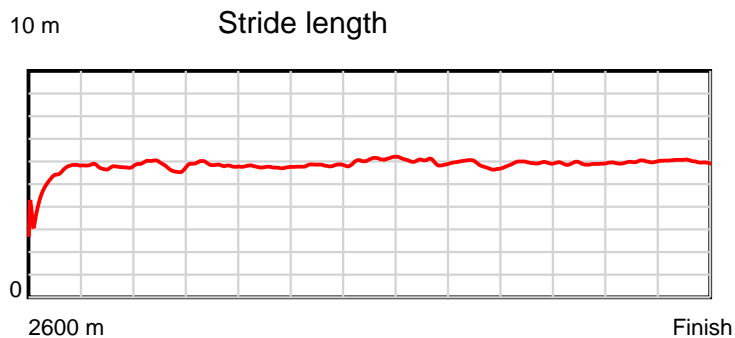
Disclaimer.

HRNZ and NZMTC and Thoroughbred Ratings Pty Ltd accepts no responsibility for the completeness or accuracy of any of the information contained herein, and makes no representations about its suitability for any particular purpose. Users should make their own judgements about those matters and/or seek independent advice. You assume all risks associated with use of the data provided on this page.

Race Results

April 08, 2022, Race 8, 'CAPTAIN CRUNCH' PASSING LANE PACE, Distance 2600m, Addington - Survey 3200m

Result	TAB no.	Horse (Barrier)	2200m to	2000m to	1800m to	1600m to	1400m to	1200m to	1000m to	800m to	600m to	400m to	200m to	Total or	Margin
12th	10	Grinning Again (10)	2000m	1800m	1600m	1400m	1200m	1000m	800m	600m	400m	200m	WP	Average	
		Position in running (margin)	11(21.8)	11(17.6)	10(12.8)	8(9.8)	9(9.0)	10(7.7)	10(8.4)	9(9.2)	10(7.7)	10(8.0)	10(10.4)		15.90
		Sectional time (s)	14.81	14.92	15.69	15.35	14.63	15.09	15.21	14.76	15.02	14.40	14.42		
		Cumulative time (s)	164.30	149.49	134.57	118.88	103.53	88.90	73.81	58.60	43.84	28.82	14.42	3:17.07	
		Speed (m/s)	13.50	13.40	12.75	13.03	13.67	13.25	13.15	13.55	13.32	13.89	13.87	13.19	
		Stride length (m)	5.79	5.89	5.74	5.86	6.06	5.95	5.79	5.92	5.85	5.96	6.02	5.80	
		Stride duration (s)	0.429	0.439	0.451	0.450	0.443	0.449	0.440	0.437	0.439	0.429	0.434	0.440	
		Stride efficiency (%)	52.41	54.15	51.54	53.68	57.32	55.41	52.32	54.85	53.42	55.53	56.60	52.58	
		Stride count	34.53	33.97	34.83	34.12	33.02	33.59	34.56	33.76	34.21	33.55	33.23	448.23	



Note: Horizontal distance axis grid lines are 200m furlongs.

Disclaimer.

HRNZ and NZMTC and Thoroughbred Ratings Pty Ltd accepts no responsibility for the completeness or accuracy of any of the information contained herein, and makes no representations about its suitability for any particular purpose. Users should make their own judgements about those matters and/or seek independent advice. You assume all risks associated with use of the data provided on this page.



Race Results



April 08, 2022, Race 8, 'CAPTAIN CRUNCH' PASSING LANE PACE, Distance 2600m, Addington - Survey 3200m

Result	TAB no.	Horse (Barrier)	2600 to	2400m to
13th	2	Hey Tonight (2)	2400m	2200m
		Position in running (margin)	-	14(26.2)
		Sectional time (s)	19.67	14.62
		Cumulative time (s)	197.07	177.40
		Speed (m/s)	10.17	13.68
		Stride length (m)	4.75	6.19
		Stride duration (s)	0.452	0.452
		Stride efficiency (%)	35.23	59.82
		Stride count	42.12	32.32

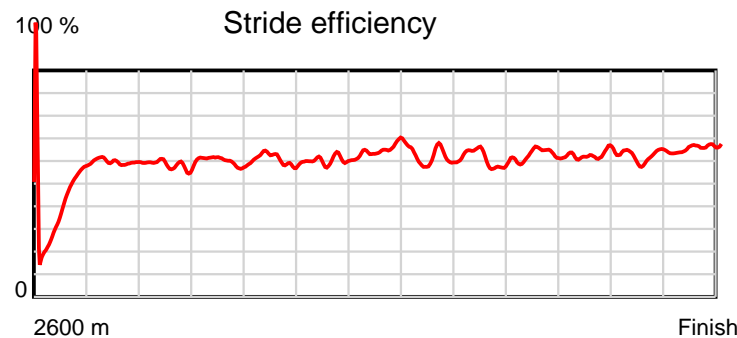
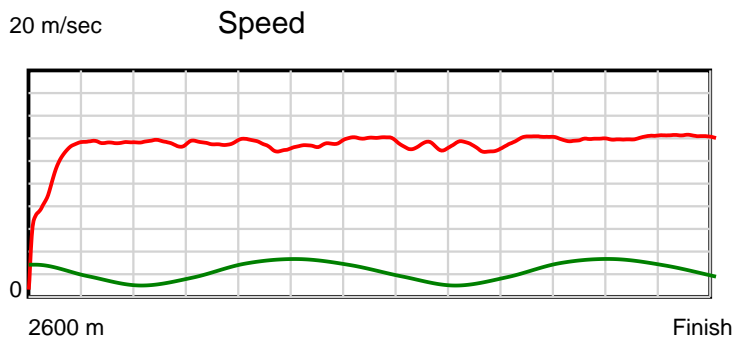
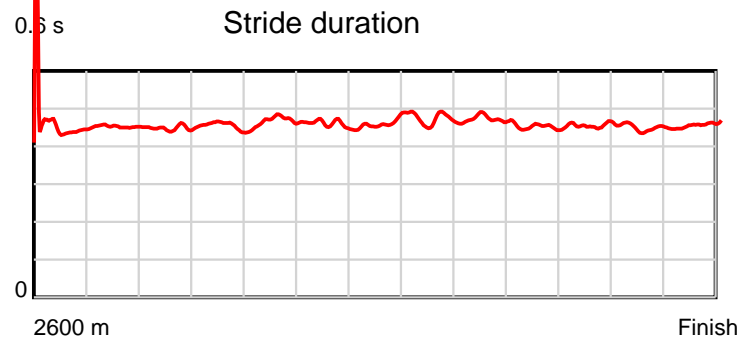
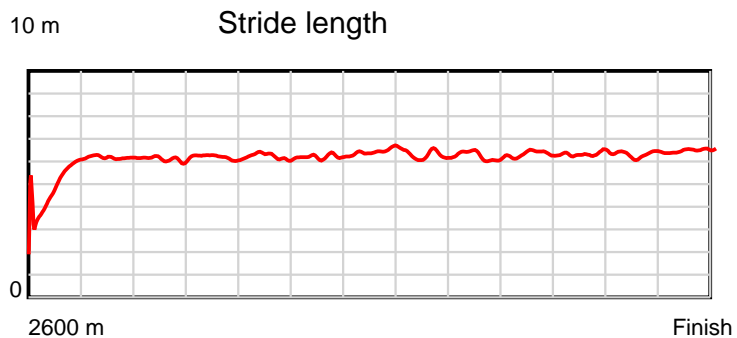
Disclaimer.

HRNZ and NZMTC and Thoroughbred Ratings Pty Ltd accepts no responsibility for the completeness or accuracy of any of the information contained herein, and makes no representations about its suitability for any particular purpose. Users should make their own judgements about those matters and/or seek independent advice. You assume all risks associated with use of the data provided on this page.

Race Results

April 08, 2022, Race 8, 'CAPTAIN CRUNCH' PASSING LANE PACE, Distance 2600m, Addington - Survey 3200m

Result	TAB no.	Horse (Barrier)	2200m to	2000m to	1800m to	1600m to	1400m to	1200m to	1000m to	800m to	600m to	400m to	200m to	Total or	Margin
13th	2	Hey Tonight (2)	2000m	1800m	1600m	1400m	1200m	1000m	800m	600m	400m	200m	WP	Average	
		Position in running (margin)	14(30.9)	14(26.8)	14(21.1)	14(16.3)	13(13.5)	13(10.2)	13(11.7)	14(14.3)	13(10.3)	13(9.4)	14(12.6)		16.20
		Sectional time (s)	14.82	14.76	15.40	15.03	14.29	15.22	15.51	14.34	14.82	14.53	14.06		
		Cumulative time (s)	162.78	147.96	133.20	117.80	102.77	88.48	73.26	57.75	43.41	28.59	14.06	3:17.07	
		Speed (m/s)	13.50	13.55	12.99	13.31	14.00	13.14	12.89	13.95	13.50	13.76	14.22	13.19	
		Stride length (m)	6.05	6.17	6.06	6.12	6.46	6.21	6.09	6.28	6.15	6.18	6.52	6.06	
		Stride duration (s)	0.448	0.455	0.467	0.460	0.462	0.473	0.472	0.451	0.456	0.449	0.459	0.459	
		Stride efficiency (%)	57.22	59.43	57.40	58.48	65.17	60.32	57.99	61.70	59.09	59.77	66.51	57.41	
		Stride count	33.05	32.43	33.00	32.69	30.97	32.19	32.83	31.83	32.52	32.34	30.66	428.95	



Note: Horizontal distance axis grid lines are 200m furlongs.

Disclaimer.

HRNZ and NZMTC and Thoroughbred Ratings Pty Ltd accepts no responsibility for the completeness or accuracy of any of the information contained herein, and makes no representations about its suitability for any particular purpose. Users should make their own judgements about those matters and/or seek independent advice. You assume all risks associated with use of the data provided on this page.



Race Results



April 08, 2022, Race 8, 'CAPTAIN CRUNCH' PASSING LANE PACE, Distance 2600m, Addington - Survey 3200m

Result	TAB no.	Horse (Barrier)	2600 to	2400m to
14th	9	Reformed (9)	2400m	2200m
		Position in running (margin)	-	7(10.2)
		Sectional time (s)	17.01	14.23
		Cumulative time (s)	197.43	180.42
		Speed (m/s)	11.76	14.05
		Stride length (m)	5.36	6.31
		Stride duration (s)	0.446	0.449
		Stride efficiency (%)	44.88	62.13
		Stride count	37.32	31.72

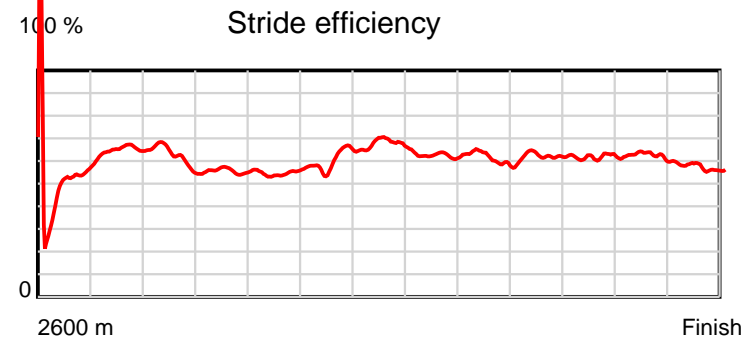
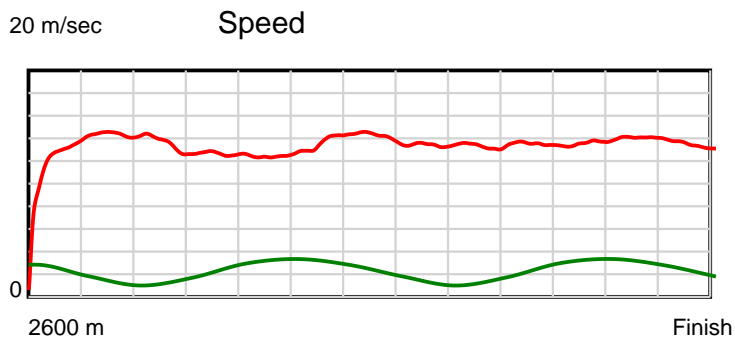
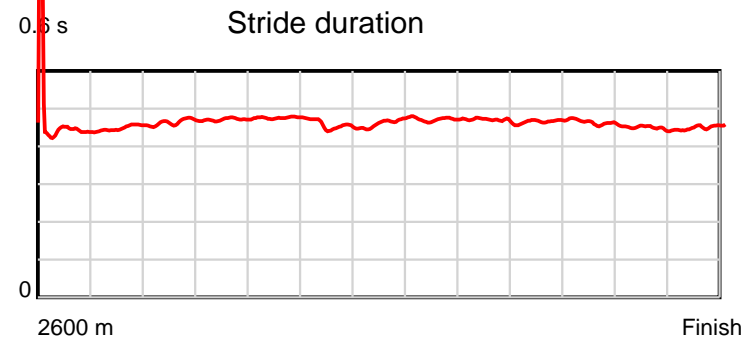
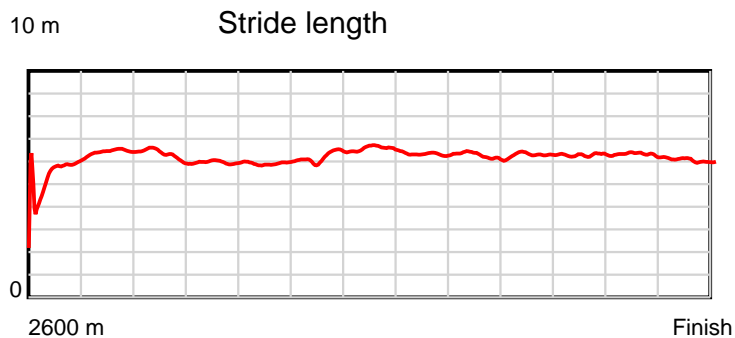
Disclaimer.

HRNZ and NZMTC and Thoroughbred Ratings Pty Ltd accepts no responsibility for the completeness or accuracy of any of the information contained herein, and makes no representations about its suitability for any particular purpose. Users should make their own judgements about those matters and/or seek independent advice. You assume all risks associated with use of the data provided on this page.

Race Results

April 08, 2022, Race 8, 'CAPTAIN CRUNCH' PASSING LANE PACE, Distance 2600m, Addington - Survey 3200m

Result	TAB no.	Horse (Barrier)	2200m to	2000m to	1800m to	1600m to	1400m to	1200m to	1000m to	800m to	600m to	400m to	200m to	Total or	Margin
14th	9	Reformed (9)	2000m	1800m	1600m	1400m	1200m	1000m	800m	600m	400m	200m	WP	Average	
		Position in running (margin)	7(12.6)	8(10.4)	8(10.8)	9(11.0)	7(7.4)	3(2.9)	6(4.6)	7(6.8)	7(5.4)	7(5.8)	7(8.3)		16.80
		Sectional time (s)	15.13	15.78	16.23	14.90	14.10	15.24	15.45	14.78	15.03	14.42	15.13		
		Cumulative time (s)	166.19	151.06	135.28	119.05	104.15	90.05	74.81	59.36	44.58	29.55	15.13	3:17.43	
		Speed (m/s)	13.22	12.67	12.32	13.42	14.18	13.12	12.94	13.53	13.31	13.87	13.22	13.17	
		Stride length (m)	6.14	5.97	5.86	6.11	6.58	6.18	6.06	6.33	6.13	6.21	5.97	6.08	
		Stride duration (s)	0.464	0.471	0.476	0.455	0.463	0.471	0.468	0.467	0.461	0.448	0.452	0.462	
		Stride efficiency (%)	58.85	55.69	53.73	58.40	67.59	59.76	57.43	62.55	58.77	60.32	55.73	57.77	
		Stride count	32.59	33.50	34.11	32.72	30.41	32.34	32.99	31.61	32.61	32.19	33.49	427.60	



Note: Horizontal distance axis grid lines are 200m furlongs.

Disclaimer.

HRNZ and NZMTC and Thoroughbred Ratings Pty Ltd accepts no responsibility for the completeness or accuracy of any of the information contained herein, and makes no representations about its suitability for any particular purpose. Users should make their own judgements about those matters and/or seek independent advice. You assume all risks associated with use of the data provided on this page.