



Race Results

NZ Metropolitan Trotting Club Inc, HRNZ, April 13, 2022

Compilation date: April 13, 2022, 3:29:04 PM (NZST)

Copyright © 2022 HRNZ and NZMTC. All rights reserved.

Trademarks.

StrideMASTER is a registered trademark of Thoroughbred Ratings Pty Ltd.

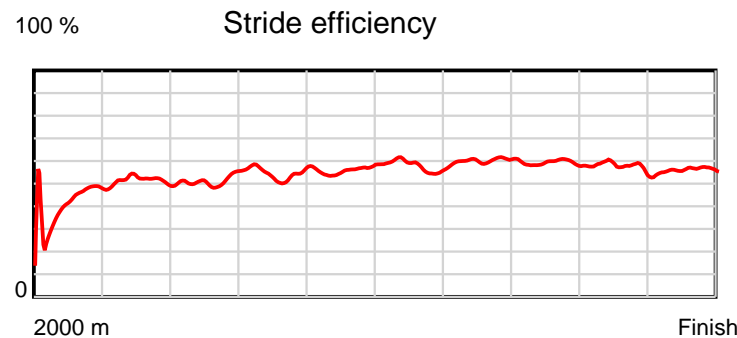
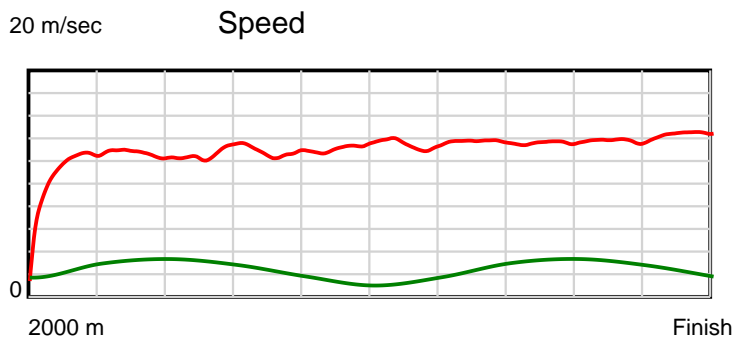
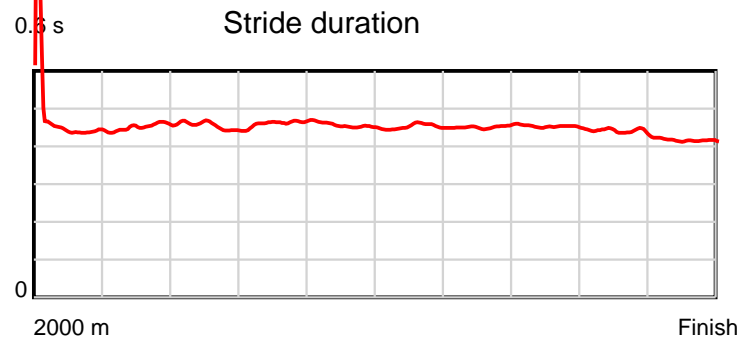
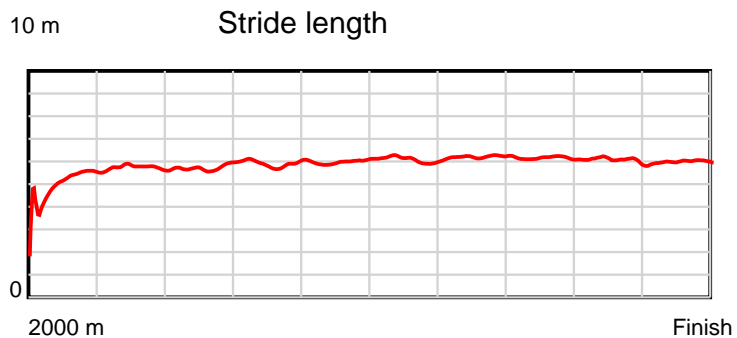
Disclaimer.

HRNZ and NZMTC and Thoroughbred Ratings Pty Ltd accepts no responsibility for the completeness or accuracy of any of the information contained herein, and makes no representations about its suitability for any particular purpose. Users should make their own judgements about those matters and/or seek independent advice. You assume all risks associated with use of the data provided on this page.

Race Results

April 13, 2022, Race 1, IRT. YOUR HORSE. OUR PASSION. HANDICAP TROT, Distance 2000m, Addington - Survey 3200m

Result	TAB no.	Horse (Barrier)	2000 to	1800m to	1600m to	1400m to	1200m to	1000m to	800m to	600m to	400m to	200m to	Total or	Margin
1st	4	Majestic Love (6)	1800m	1600m	1400m	1200m	1000m	800m	600m	400m	200m	WP	Average	
		Position in running (margin)	-	3(5.4)	6(6.5)	7(7.1)	7(9.2)	8(10.0)	7(9.0)	6(7.0)	6(7.2)	5(4.7)		0.00
		Sectional time (s)	18.89	15.76	15.93	15.57	15.47	15.09	14.53	14.92	14.80	13.77		
		Cumulative time (s)	154.73	135.84	120.08	104.15	88.58	73.11	58.02	43.49	28.57	13.77	2:34.73	
		Speed (m/s)	10.59	12.69	12.55	12.85	12.93	13.25	13.76	13.40	13.51	14.52	12.93	
		Stride length (m)	4.91	5.73	5.71	5.93	5.89	5.99	6.22	6.06	5.93	6.03	5.82	
		Stride duration (s)	0.464	0.452	0.455	0.462	0.456	0.452	0.452	0.452	0.439	0.415	0.450	
		Stride efficiency (%)	37.67	51.30	50.96	55.01	54.25	56.13	60.48	57.37	55.04	56.91	52.92	
		Stride count	40.74	34.91	35.02	33.71	33.94	33.37	32.15	33.01	33.70	33.14	343.69	



Note: Horizontal distance axis grid lines are 200m furlongs.

Disclaimer.

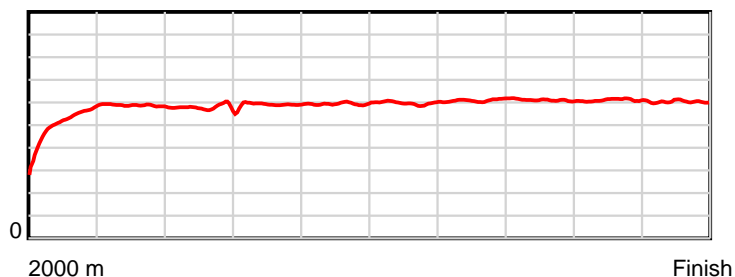
HRNZ and NZMTC and Thoroughbred Ratings Pty Ltd accepts no responsibility for the completeness or accuracy of any of the information contained herein, and makes no representations about its suitability for any particular purpose. Users should make their own judgements about those matters and/or seek independent advice. You assume all risks associated with use of the data provided on this page.

Race Results

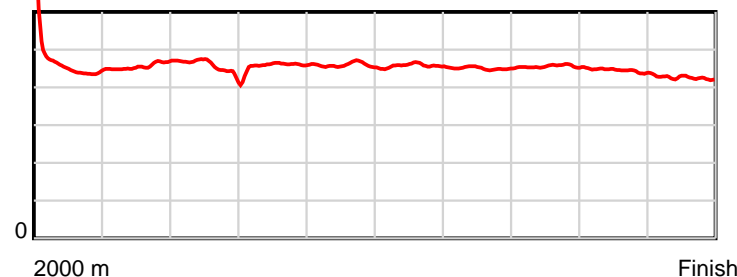
April 13, 2022, Race 1, IRT. YOUR HORSE. OUR PASSION. HANDICAP TROT, Distance 2000m, Addington - Survey 3200m

Result	TAB no.	Horse (Barrier)	2000 to	1800m to	1600m to	1400m to	1200m to	1000m to	800m to	600m to	400m to	200m to	Total or	Margin
2nd	6	Racey Krusa (7)	1800m	1600m	1400m	1200m	1000m	800m	600m	400m	200m	WP	Average	
		Position in running (margin)	-	4(5.4)	4(5.9)	4(3.3)	5(4.9)	5(5.6)	6(8.0)	7(7.1)	7(7.3)	3(3.1)		0.01
		Sectional time (s)	18.78	15.65	15.40	15.49	15.42	15.67	14.72	14.92	14.50	14.19		
		Cumulative time (s)	154.74	135.96	120.31	104.91	89.42	74.00	58.33	43.61	28.69	14.19	2:34.74	
		Speed (m/s)	10.65	12.78	12.99	12.91	12.97	12.76	13.59	13.40	13.79	14.09	12.92	
		Stride length (m)	5.14	5.84	5.88	5.94	5.95	5.83	6.12	6.11	6.13	5.98	5.88	
		Stride duration (s)	0.458	0.457	0.453	0.460	0.459	0.457	0.451	0.456	0.445	0.424	0.455	
		Stride efficiency (%)	41.30	53.29	53.97	55.19	55.40	53.10	58.55	58.31	58.81	55.94	54.02	
		Stride count	38.90	34.25	34.03	33.65	33.59	34.31	32.67	32.74	32.60	33.43	340.17	

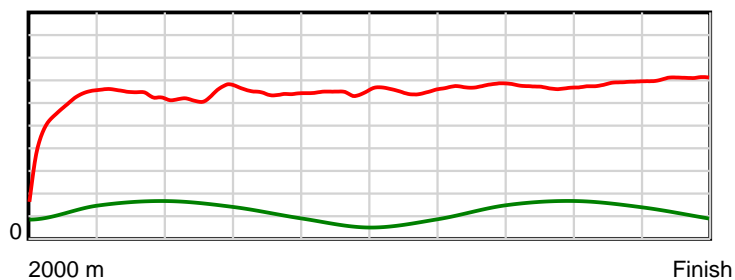
10 m Stride length



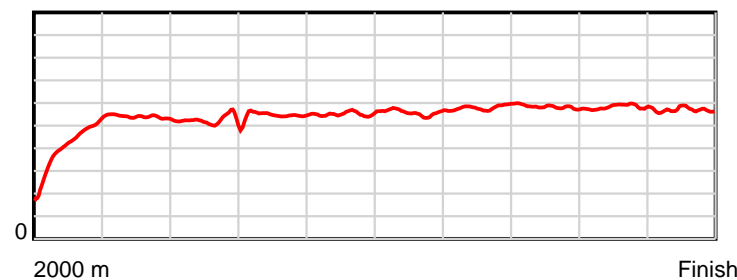
0.6 s Stride duration



20 m/sec Speed



100 % Stride efficiency



Note: Horizontal distance axis grid lines are 200m furlongs.

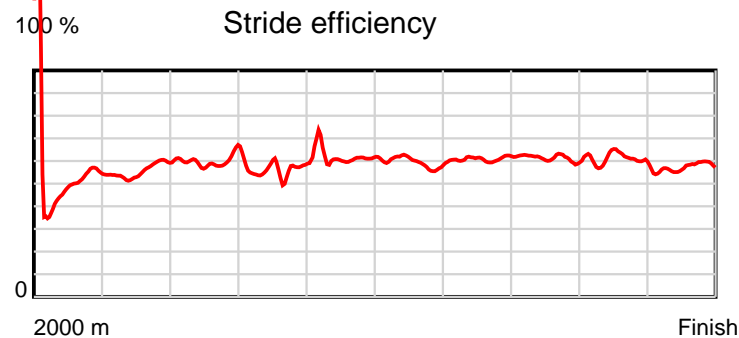
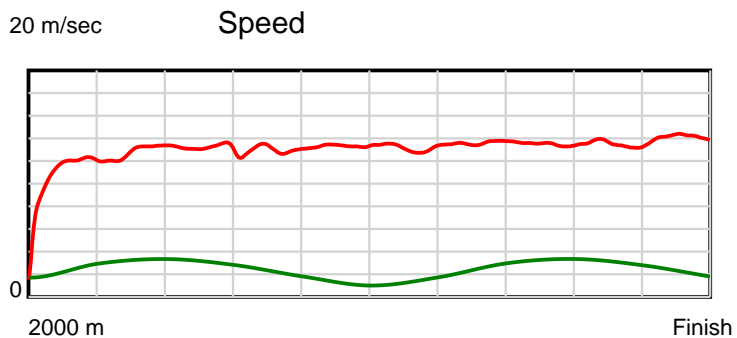
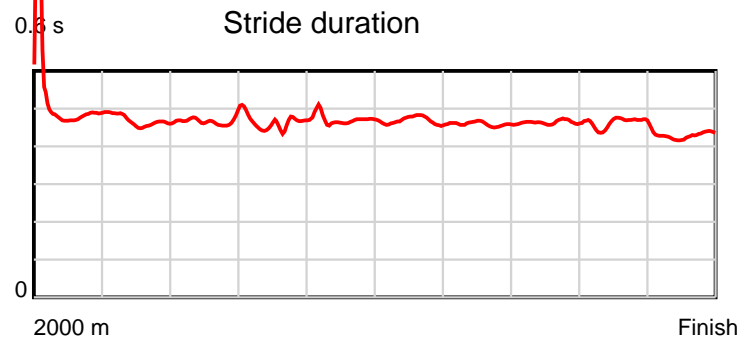
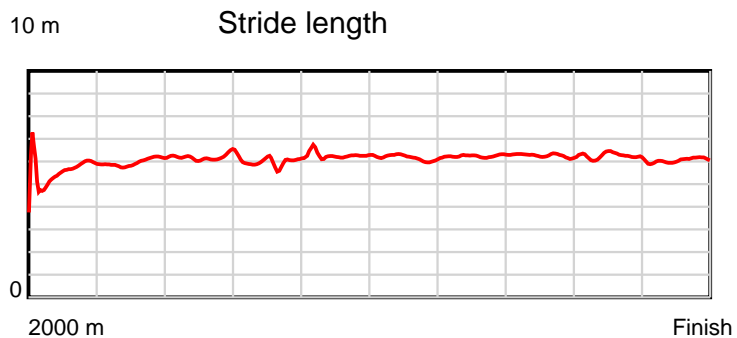
Disclaimer.

HRNZ and NZMTC and Thoroughbred Ratings Pty Ltd accepts no responsibility for the completeness or accuracy of any of the information contained herein, and makes no representations about its suitability for any particular purpose. Users should make their own judgements about those matters and/or seek independent advice. You assume all risks associated with use of the data provided on this page.

Race Results

April 13, 2022, Race 1, IRT. YOUR HORSE. OUR PASSION. HANDICAP TROT, Distance 2000m, Addington - Survey 3200m

Result	TAB no.	Horse (Barrier)	2000 to	1800m to	1600m to	1400m to	1200m to	1000m to	800m to	600m to	400m to	200m to	Total or	Margin
3rd	12	Raining In My ... (0)	1800m	1600m	1400m	1200m	1000m	800m	600m	400m	200m	WP	Average	
		Position in running (margin)	-	10(12.7)	9(13.7)	9(9.9)	8(11.0)	7(9.0)	8(9.0)	8(8.1)	8(8.7)	8(6.3)		3.20
		Sectional time (s)	19.95	15.74	15.19	15.41	14.98	15.26	14.72	14.99	14.81	14.26		
		Cumulative time (s)	155.31	135.36	119.62	104.43	89.02	74.04	58.78	44.06	29.07	14.26	2:35.31	
		Speed (m/s)	10.02	12.71	13.17	12.98	13.35	13.11	13.59	13.34	13.50	14.03	12.88	
		Stride length (m)	5.47	5.93	6.21	5.96	6.26	6.13	6.23	6.18	6.23	6.02	6.05	
		Stride duration (s)	0.491	0.467	0.472	0.459	0.469	0.468	0.459	0.463	0.461	0.429	0.470	
		Stride efficiency (%)	46.76	54.99	60.27	55.43	61.29	58.64	60.65	59.67	60.68	56.55	57.24	
		Stride count	36.56	33.72	32.20	33.58	31.94	32.65	32.10	32.37	32.09	33.25	330.46	



Note: Horizontal distance axis grid lines are 200m furlongs.

Disclaimer.

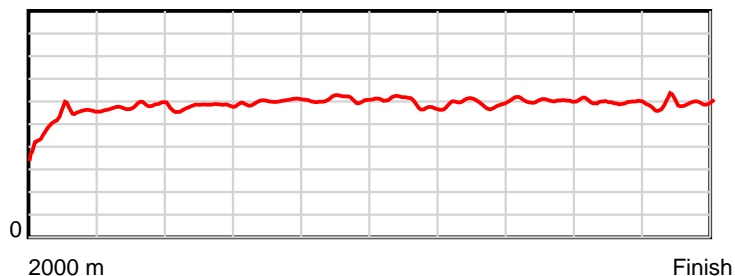
HRNZ and NZMTC and Thoroughbred Ratings Pty Ltd accepts no responsibility for the completeness or accuracy of any of the information contained herein, and makes no representations about its suitability for any particular purpose. Users should make their own judgements about those matters and/or seek independent advice. You assume all risks associated with use of the data provided on this page.

Race Results

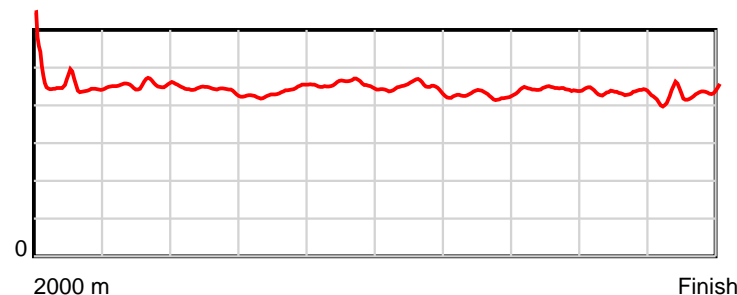
April 13, 2022, Race 1, IRT. YOUR HORSE. OUR PASSION. HANDICAP TROT, Distance 2000m, Addington - Survey 3200m

Result	TAB no.	Horse (Barrier)	2000 to	1800m to	1600m to	1400m to	1200m to	1000m to	800m to	600m to	400m to	200m to	Total or	Margin
4th	13	Ginas Majesty (1)	1800m	1600m	1400m	1200m	1000m	800m	600m	400m	200m	WP	Average	
		Position in running (margin)	-	13(17.6)	11(20.6)	10(18.1)	9(14.2)	9(12.2)	9(12.1)	9(9.4)	9(10.5)	9(7.1)		6.00
		Sectional time (s)	20.84	16.06	15.42	14.58	14.98	15.24	14.42	15.07	14.65	14.56		
		Cumulative time (s)	155.82	134.98	118.92	103.50	88.92	73.94	58.70	44.28	29.21	14.56	2:35.82	
		Speed (m/s)	9.60	12.45	12.97	13.72	13.35	13.12	13.87	13.27	13.65	13.74	12.84	
		Stride length (m)	5.22	5.65	5.73	5.99	6.08	5.87	5.92	5.89	5.91	5.90	5.81	
		Stride duration (s)	0.452	0.454	0.442	0.437	0.455	0.447	0.427	0.444	0.433	0.429	0.452	
		Stride efficiency (%)	42.62	49.88	51.27	56.03	57.75	53.76	54.81	54.21	54.58	54.35	52.67	
		Stride count	38.30	35.40	34.92	33.40	32.90	34.10	33.77	33.96	33.84	33.91	344.50	

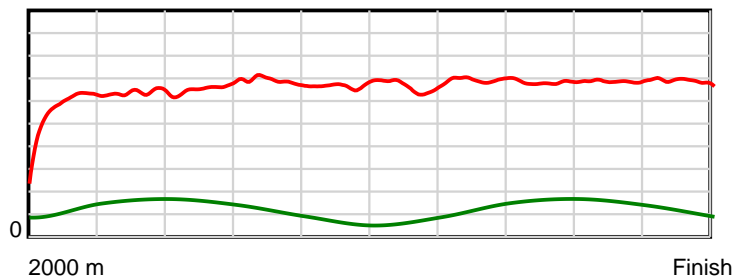
10 m Stride length



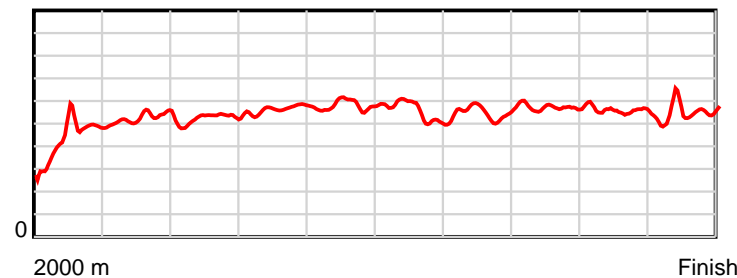
0.6 s Stride duration



20 m/sec Speed



100 % Stride efficiency



Note: Horizontal distance axis grid lines are 200m furlongs.

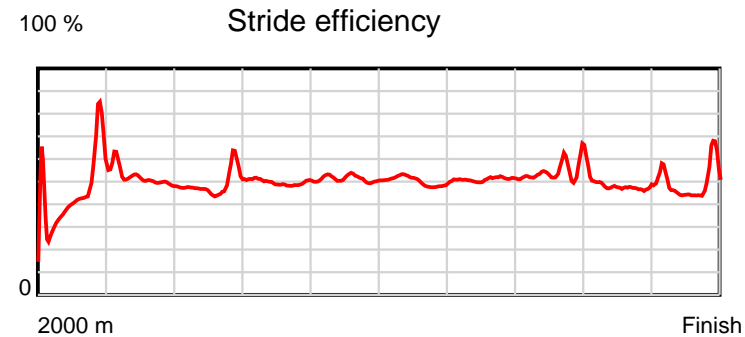
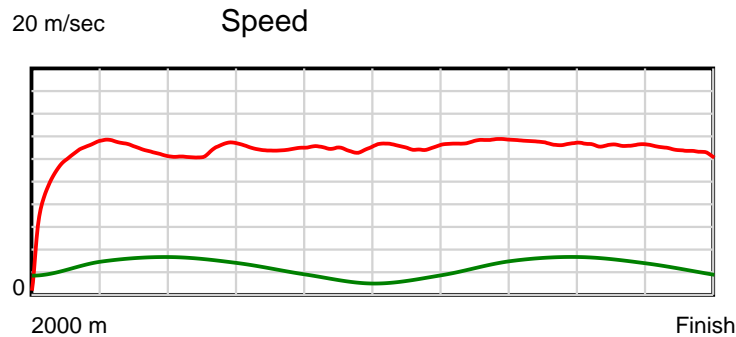
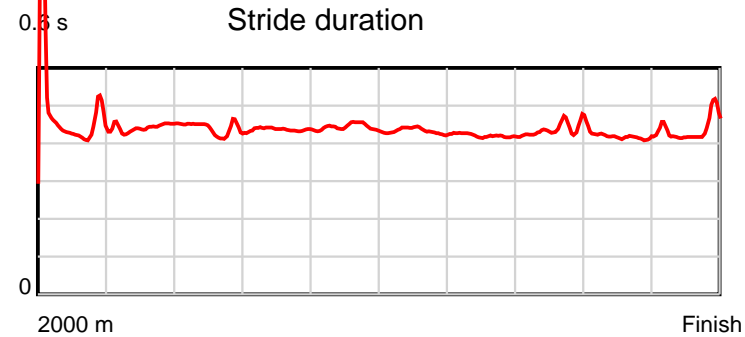
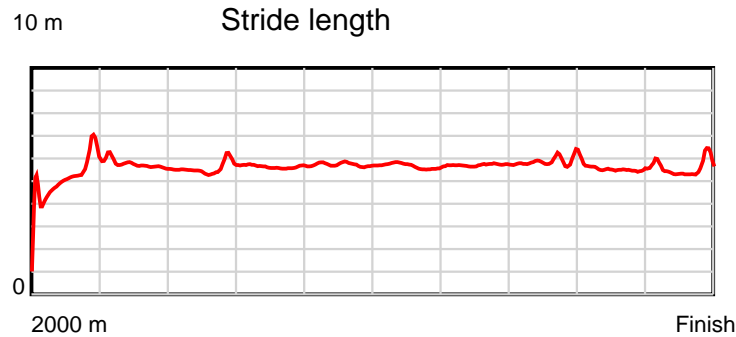
Disclaimer.

HRNZ and NZMTC and Thoroughbred Ratings Pty Ltd accepts no responsibility for the completeness or accuracy of any of the information contained herein, and makes no representations about its suitability for any particular purpose. Users should make their own judgements about those matters and/or seek independent advice. You assume all risks associated with use of the data provided on this page.

Race Results

April 13, 2022, Race 1, IRT. YOUR HORSE. OUR PASSION. HANDICAP TROT, Distance 2000m, Addington - Survey 3200m

Result	TAB no.	Horse (Barrier)	2000 to	1800m to	1600m to	1400m to	1200m to	1000m to	800m to	600m to	400m to	200m to	Total or	Margin
5th	10	Random Spur (11)	1800m	1600m	1400m	1200m	1000m	800m	600m	400m	200m	WP	Average	
		Position in running (margin)	-	1(0.0)	1(0.0)	1(0.0)	2(2.2)	2(2.8)	2(2.5)	2(1.9)	2(2.4)	2(2.5)		7.60
		Sectional time (s)	17.73	15.57	15.83	15.59	15.43	15.20	14.77	14.97	15.24	15.77		
		Cumulative time (s)	156.10	138.37	122.80	106.97	91.38	75.95	60.75	45.98	31.01	15.77	2:36.10	
		Speed (m/s)	11.28	12.85	12.63	12.83	12.96	13.16	13.54	13.36	13.12	12.68	12.81	
		Stride length (m)	5.11	5.69	5.51	5.61	5.74	5.69	5.69	5.82	5.46	5.51	5.58	
		Stride duration (s)	0.460	0.443	0.436	0.437	0.443	0.432	0.420	0.436	0.416	0.434	0.435	
		Stride efficiency (%)	40.82	50.58	47.42	49.17	51.57	50.58	50.53	52.93	46.63	47.42	48.59	
		Stride count	39.13	35.16	36.31	35.65	34.82	35.15	35.17	34.36	36.61	36.31	358.67	



Note: Horizontal distance axis grid lines are 200m furlongs.

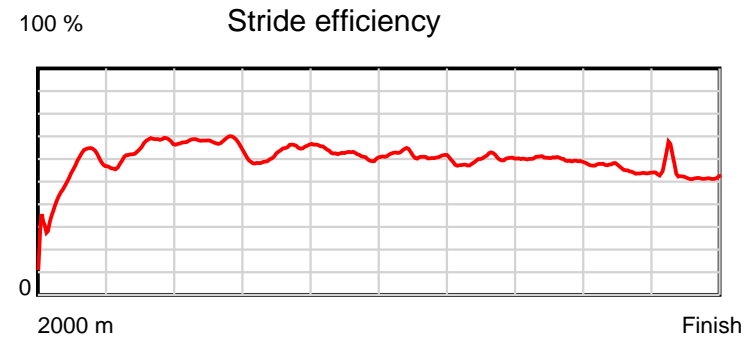
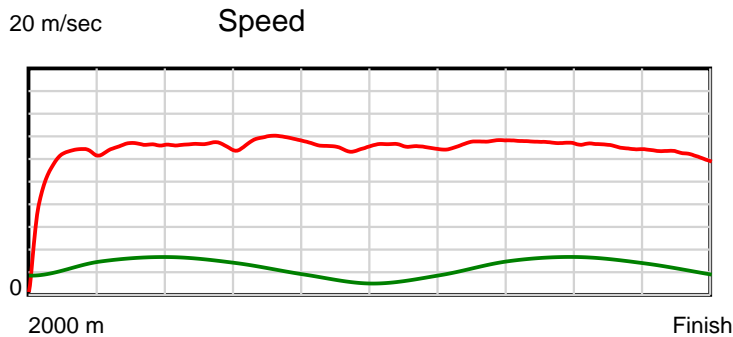
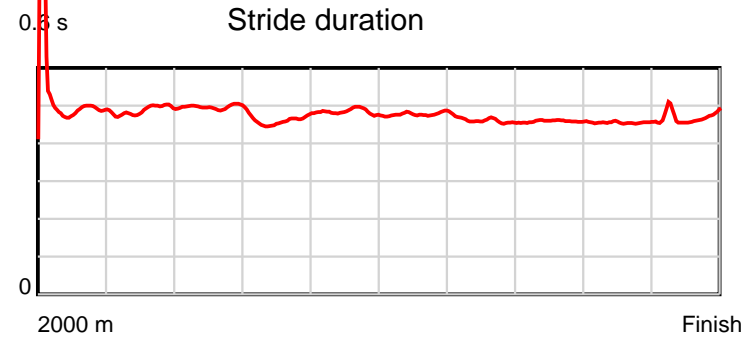
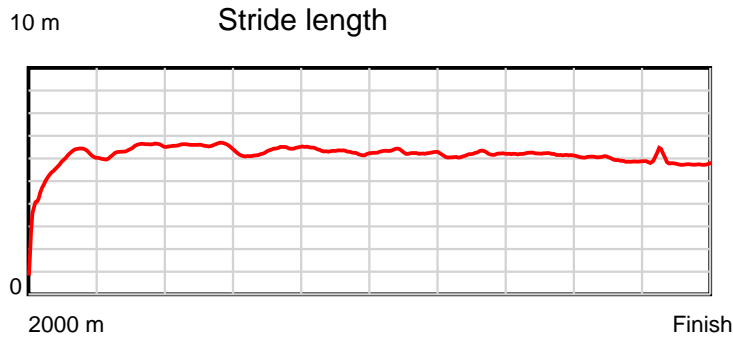
Disclaimer.

HRNZ and NZMTC and Thoroughbred Ratings Pty Ltd accepts no responsibility for the completeness or accuracy of any of the information contained herein, and makes no representations about its suitability for any particular purpose. Users should make their own judgements about those matters and/or seek independent advice. You assume all risks associated with use of the data provided on this page.

Race Results

April 13, 2022, Race 1, IRT. YOUR HORSE. OUR PASSION. HANDICAP TROT, Distance 2000m, Addington - Survey 3200m

Result	TAB no.	Horse (Barrier)	2000 to 1800m	1800m to 1600m	1600m to 1400m	1400m to 1200m	1200m to 1000m	1000m to 800m	800m to 600m	600m to 400m	400m to 200m	200m to WP	Total or Average	Margin
6th	1	Aditi (2)	-	7(7.0)	5(6.1)	5(4.2)	1(0.0)	1(0.0)	1(0.0)	1(0.0)	1(0.0)	1(0.0)		8.80
		Position in running (margin)	-	7(7.0)	5(6.1)	5(4.2)	1(0.0)	1(0.0)	1(0.0)	1(0.0)	1(0.0)	1(0.0)		8.80
		Sectional time (s)	19.03	15.43	15.50	14.53	15.32	15.26	14.87	14.88	15.21	16.29		
		Cumulative time (s)	156.32	137.29	121.86	106.36	91.83	76.51	61.25	46.38	31.50	16.29	2:36.32	
		Speed (m/s)	10.51	12.96	12.90	13.76	13.05	13.11	13.45	13.44	13.15	12.28	12.79	
		Stride length (m)	5.66	6.32	6.40	6.35	6.30	6.26	6.18	6.16	5.98	5.78	6.13	
		Stride duration (s)	0.508	0.487	0.496	0.461	0.483	0.478	0.459	0.458	0.455	0.471	0.479	
		Stride efficiency (%)	50.07	62.36	63.97	62.96	62.07	61.33	59.64	59.28	55.80	52.26	58.70	
		Stride count	35.33	31.66	31.26	31.51	31.73	31.93	32.37	32.47	33.47	34.58	326.31	



Note: Horizontal distance axis grid lines are 200m furlongs.

Disclaimer.

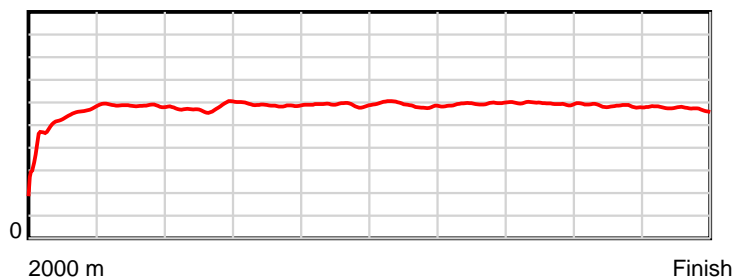
HRNZ and NZMTC and Thoroughbred Ratings Pty Ltd accepts no responsibility for the completeness or accuracy of any of the information contained herein, and makes no representations about its suitability for any particular purpose. Users should make their own judgements about those matters and/or seek independent advice. You assume all risks associated with use of the data provided on this page.

Race Results

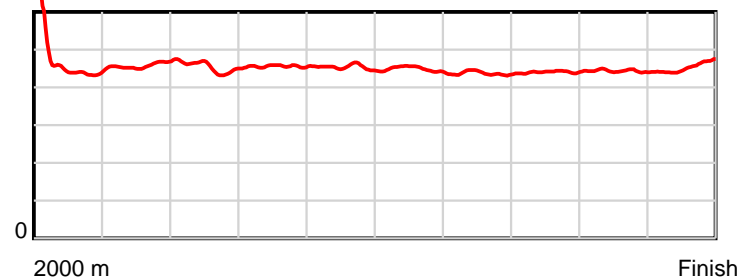
April 13, 2022, Race 1, IRT. YOUR HORSE. OUR PASSION. HANDICAP TROT, Distance 2000m, Addington - Survey 3200m

Result	TAB no.	Horse (Barrier)	2000 to	1800m to	1600m to	1400m to	1200m to	1000m to	800m to	600m to	400m to	200m to	Total or	Margin
7th	3	Trueblue Waihe... (5)	1800m	1600m	1400m	1200m	1000m	800m	600m	400m	200m	WP	Average	
		Position in running (margin)	-	2(1.0)	2(2.6)	3(2.3)	3(4.0)	3(4.5)	4(5.0)	4(4.4)	4(4.8)	4(4.3)		11.40
		Sectional time (s)	17.99	15.82	15.79	15.51	15.41	15.33	14.77	14.96	15.13	16.08		
		Cumulative time (s)	156.79	138.80	122.98	107.19	91.68	76.27	60.94	46.17	31.21	16.08	2:36.79	
		Speed (m/s)	11.12	12.64	12.67	12.89	12.98	13.05	13.54	13.37	13.22	12.44	12.76	
		Stride length (m)	5.20	5.80	5.75	5.88	5.88	5.85	5.92	5.89	5.86	5.65	5.76	
		Stride duration (s)	0.470	0.458	0.454	0.456	0.453	0.448	0.437	0.441	0.443	0.455	0.452	
		Stride efficiency (%)	42.33	52.49	51.66	54.02	54.08	53.47	54.72	54.28	53.65	49.95	51.86	
		Stride count	38.43	34.51	34.78	34.02	34.00	34.19	33.80	33.94	34.13	35.38	347.18	

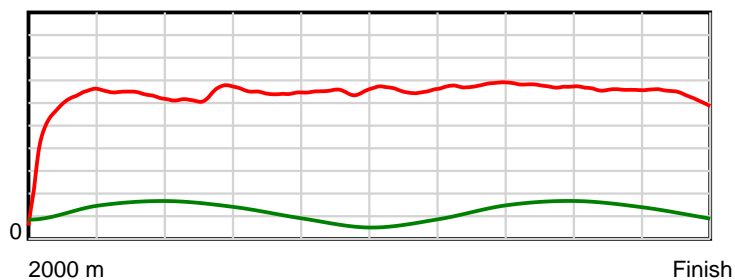
10 m Stride length



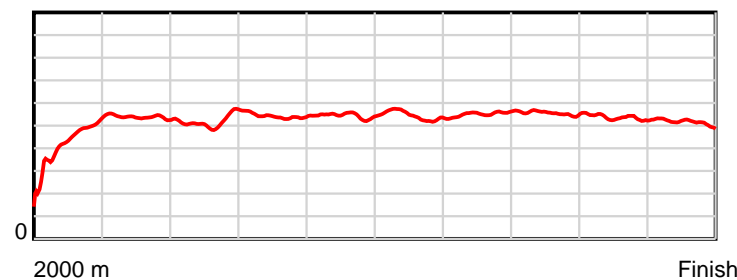
0.6 s Stride duration



20 m/sec Speed



100 % Stride efficiency



Note: Horizontal distance axis grid lines are 200m furlongs.

Disclaimer.

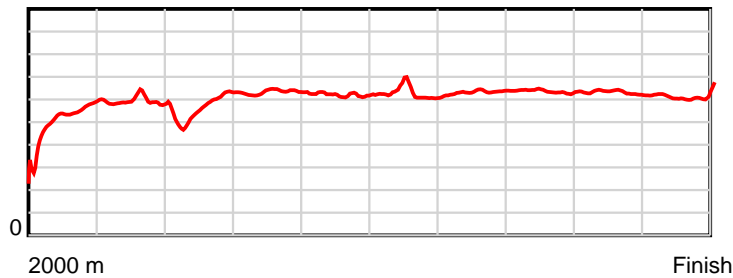
HRNZ and NZMTC and Thoroughbred Ratings Pty Ltd accepts no responsibility for the completeness or accuracy of any of the information contained herein, and makes no representations about its suitability for any particular purpose. Users should make their own judgements about those matters and/or seek independent advice. You assume all risks associated with use of the data provided on this page.

Race Results

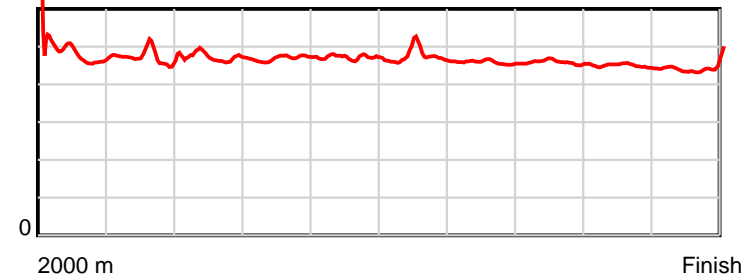
April 13, 2022, Race 1, IRT. YOUR HORSE. OUR PASSION. HANDICAP TROT, Distance 2000m, Addington - Survey 3200m

Result	TAB no.	Horse (Barrier)	2000 to	1800m to	1600m to	1400m to	1200m to	1000m to	800m to	600m to	400m to	200m to	Total or	Margin
8th	11	Ti Amo Belle (12)	1800m	1600m	1400m	1200m	1000m	800m	600m	400m	200m	WP	Average	
		Position in running (margin)	-	11(13.2)	10(18.2)	13(25.4)	13(22.9)	13(21.6)	13(21.9)	13(20.2)	13(19.3)	12(15.0)		13.10
		Sectional time (s)	20.20	16.40	17.04	14.81	15.09	15.31	14.59	14.73	14.49	14.43		
		Cumulative time (s)	157.09	136.89	120.49	103.45	88.64	73.55	58.24	43.65	28.92	14.43	2:37.09	
		Speed (m/s)	9.90	12.20	11.74	13.50	13.25	13.06	13.71	13.58	13.80	13.86	12.73	
		Stride length (m)	4.93	5.74	5.51	6.33	6.20	6.13	6.27	6.21	6.18	6.16	5.93	
		Stride duration (s)	0.475	0.471	0.470	0.468	0.468	0.470	0.458	0.457	0.448	0.444	0.466	
		Stride efficiency (%)	38.05	51.45	47.47	62.53	60.15	58.81	61.50	60.27	59.76	59.30	55.03	
		Stride count	40.53	34.85	36.29	31.62	32.24	32.60	31.88	32.21	32.34	32.47	337.03	

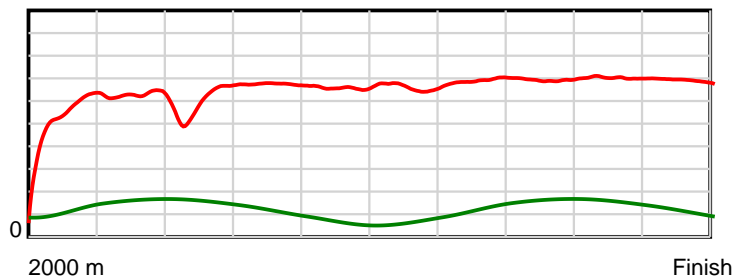
10 m Stride length



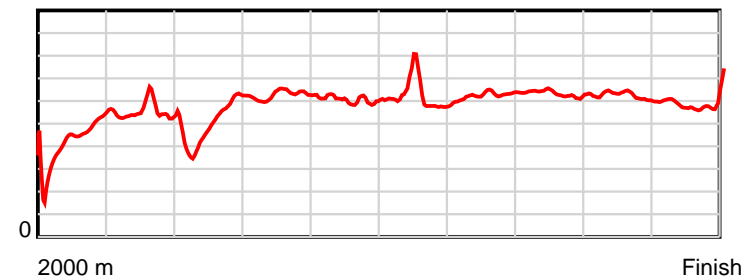
0.6 s Stride duration



20 m/sec Speed



100 % Stride efficiency



Note: Horizontal distance axis grid lines are 200m furlongs.

Disclaimer.

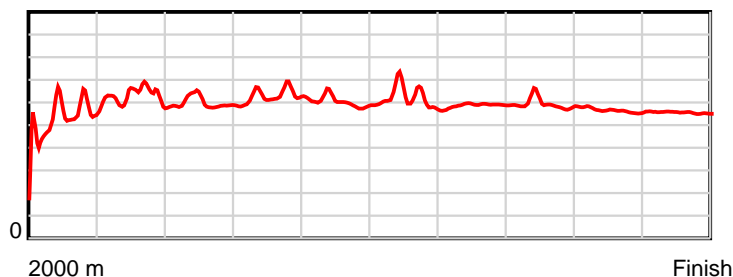
HRNZ and NZMTC and Thoroughbred Ratings Pty Ltd accepts no responsibility for the completeness or accuracy of any of the information contained herein, and makes no representations about its suitability for any particular purpose. Users should make their own judgements about those matters and/or seek independent advice. You assume all risks associated with use of the data provided on this page.

Race Results

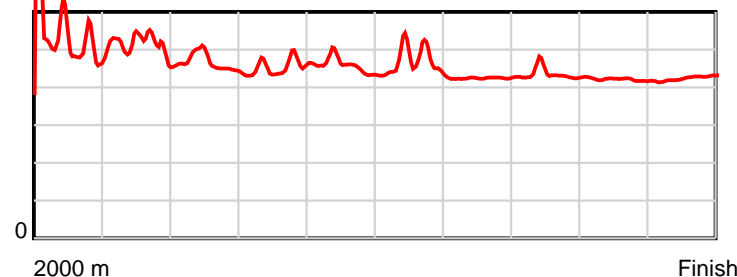
April 13, 2022, Race 1, IRT. YOUR HORSE. OUR PASSION. HANDICAP TROT, Distance 2000m, Addington - Survey 3200m

Result	TAB no.	Horse (Barrier)	2000 to 1800m	1800m to 1600m	1600m to 1400m	1400m to 1200m	1200m to 1000m	1000m to 800m	800m to 600m	600m to 400m	400m to 200m	200m to WP	Total or Average	Margin
9th	9	Butcher Kate (10)												
		Position in running (margin)	-	12(13.8)	12(22.1)	11(20.6)	10(16.4)	10(15.1)	11(14.9)	10(12.1)	10(11.4)	10(10.8)		13.80
		Sectional time (s)	20.15	16.95	15.58	14.52	15.10	15.23	14.40	14.77	15.11	15.42		
		Cumulative time (s)	157.23	137.08	120.13	104.55	90.03	74.93	59.70	45.30	30.53	15.42	2:37.23	
		Speed (m/s)	9.92	11.80	12.84	13.77	13.25	13.13	13.89	13.54	13.24	12.97	12.72	
		Stride length (m)	5.27	5.85	5.88	6.22	6.00	6.06	5.90	5.85	5.57	5.51	5.80	
		Stride duration (s)	0.520	0.496	0.458	0.452	0.453	0.462	0.425	0.432	0.421	0.425	0.456	
		Stride efficiency (%)	43.48	53.44	53.97	60.52	56.24	57.40	54.34	53.40	48.42	47.40	52.52	
		Stride count	37.92	34.20	34.03	32.14	33.34	33.00	33.92	34.21	35.93	36.31	345.00	

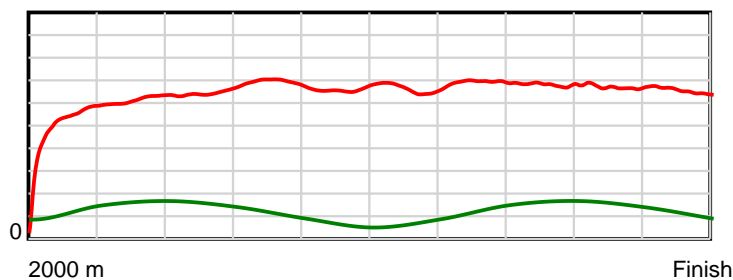
10 m Stride length



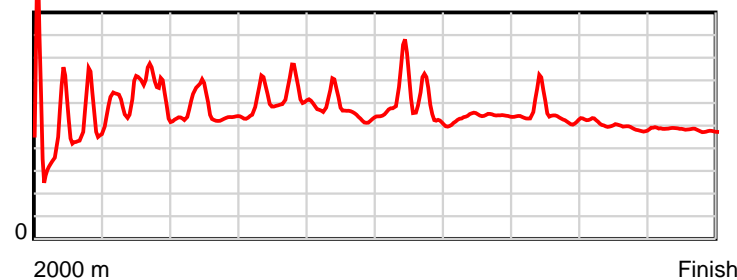
0.5 s Stride duration



20 m/sec Speed



100 % Stride efficiency



Note: Horizontal distance axis grid lines are 200m furlongs.

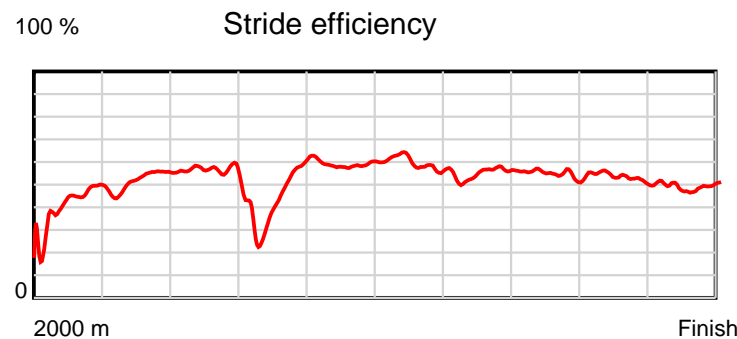
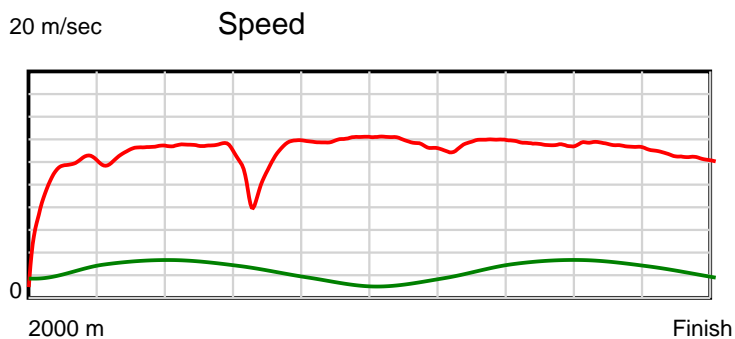
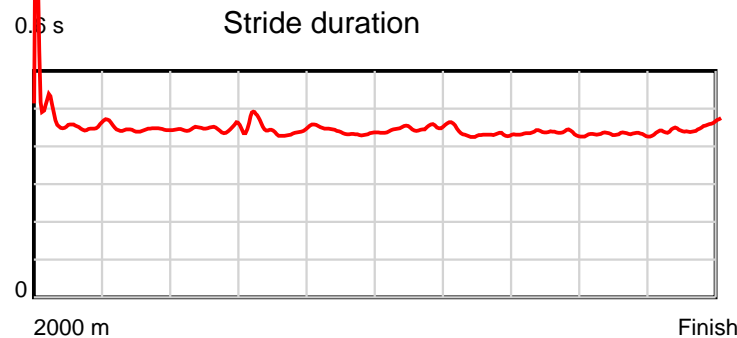
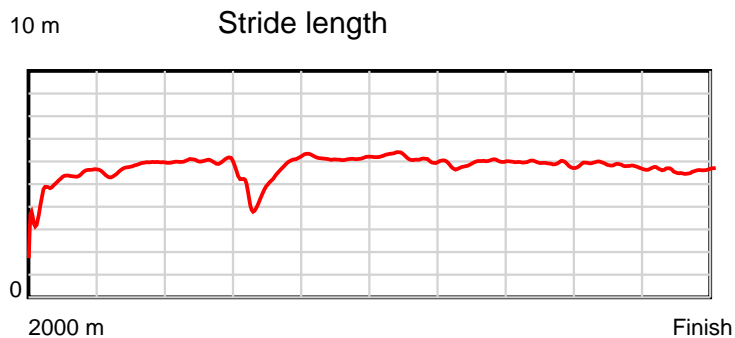
Disclaimer.

HRNZ and NZMTC and Thoroughbred Ratings Pty Ltd accepts no responsibility for the completeness or accuracy of any of the information contained herein, and makes no representations about its suitability for any particular purpose. Users should make their own judgements about those matters and/or seek independent advice. You assume all risks associated with use of the data provided on this page.

Race Results

April 13, 2022, Race 1, IRT. YOUR HORSE. OUR PASSION. HANDICAP TROT, Distance 2000m, Addington - Survey 3200m

Result	TAB no.	Horse (Barrier)	2000 to 1800m	1800m to 1600m	1600m to 1400m	1400m to 1200m	1200m to 1000m	1000m to 800m	800m to 600m	600m to 400m	400m to 200m	200m to WP	Total or Average	Margin
10th	8	Miss Millie (9)	-	9(10.4)	8(12.0)	8(8.2)	12(19.8)	11(15.4)	10(13.7)	11(12.2)	11(12.7)	11(11.1)		18.00
		Position in running (margin)	-	9(10.4)	8(12.0)	8(8.2)	12(19.8)	11(15.4)	10(13.7)	11(12.2)	11(12.7)	11(11.1)		18.00
		Sectional time (s)	19.50	15.82	15.21	17.15	14.58	14.99	14.62	14.96	14.94	16.21		
		Cumulative time (s)	157.98	138.48	122.66	107.45	90.30	75.72	60.73	46.11	31.15	16.21	2:37.98	
		Speed (m/s)	10.26	12.64	13.15	11.66	13.72	13.34	13.68	13.37	13.39	12.34	12.66	
		Stride length (m)	4.95	5.63	5.85	5.26	6.01	6.00	5.90	5.83	5.79	5.56	5.66	
		Stride duration (s)	0.472	0.446	0.445	0.451	0.438	0.449	0.431	0.436	0.433	0.451	0.447	
		Stride efficiency (%)	38.32	49.59	53.47	43.22	56.41	56.19	54.43	53.10	52.38	48.39	50.04	
		Stride count	40.39	35.50	34.19	38.03	33.29	33.35	33.89	34.31	34.55	35.94	353.44	



Note: Horizontal distance axis grid lines are 200m furlongs.

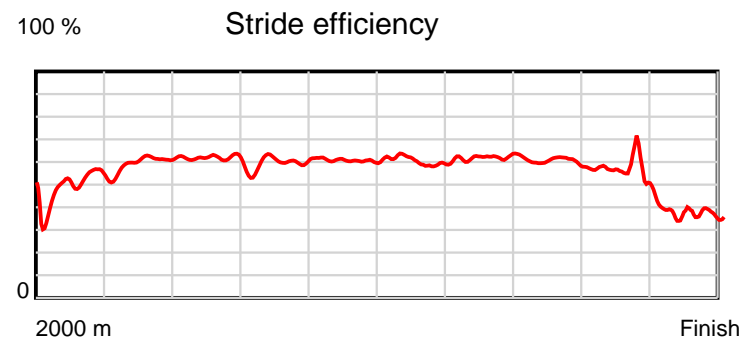
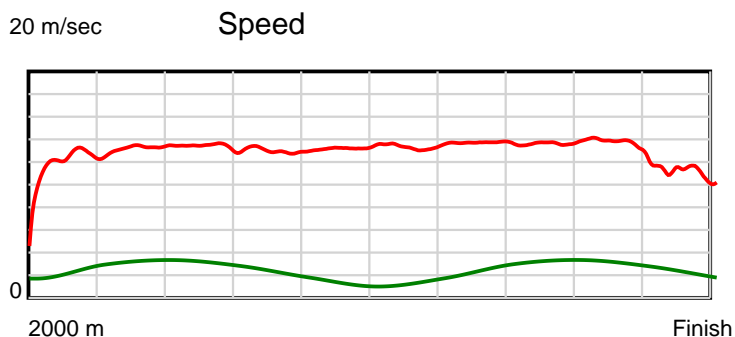
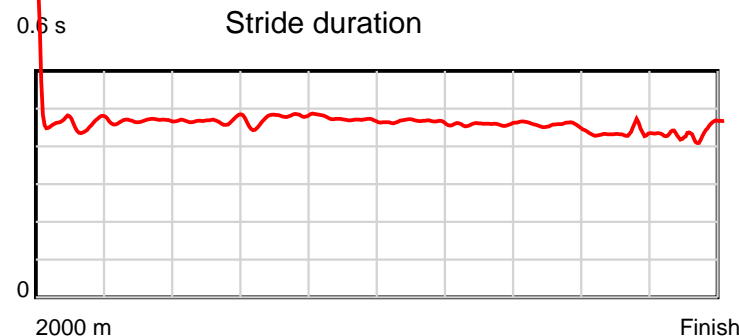
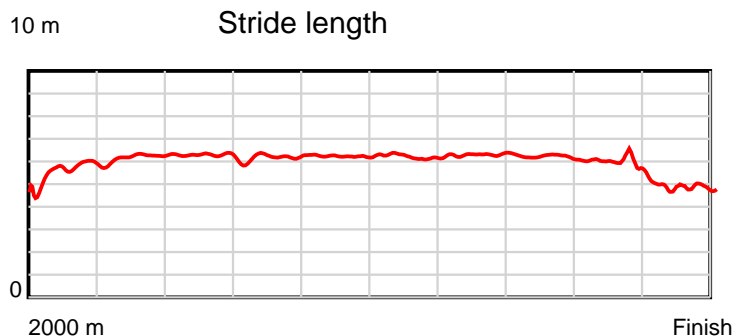
Disclaimer.

HRNZ and NZMTC and Thoroughbred Ratings Pty Ltd accepts no responsibility for the completeness or accuracy of any of the information contained herein, and makes no representations about its suitability for any particular purpose. Users should make their own judgements about those matters and/or seek independent advice. You assume all risks associated with use of the data provided on this page.

Race Results

April 13, 2022, Race 1, IRT. YOUR HORSE. OUR PASSION. HANDICAP TROT, Distance 2000m, Addington - Survey 3200m

Result	TAB no.	Horse (Barrier)	2000 to	1800m to	1600m to	1400m to	1200m to	1000m to	800m to	600m to	400m to	200m to	Total or	Margin
11th	14	Make My Sundon (3)	1800m	1600m	1400m	1200m	1000m	800m	600m	400m	200m	WP	Average	
		Position in running (margin)	-	8(8.9)	7(9.1)	6(6.1)	6(7.4)	6(6.7)	5(6.1)	5(4.6)	5(5.0)	7(5.7)		23.00
		Sectional time (s)	19.27	15.60	15.34	15.43	15.21	15.16	14.63	14.95	15.32	17.97		
		Cumulative time (s)	158.88	139.61	124.01	108.67	93.24	78.03	62.87	48.24	33.29	17.97	2:38.88	
		Speed (m/s)	10.38	12.82	13.04	12.96	13.15	13.19	13.67	13.38	13.05	11.13	12.59	
		Stride length (m)	5.55	5.99	6.11	6.16	6.20	6.14	6.28	6.08	5.64	4.87	5.87	
		Stride duration (s)	0.461	0.467	0.469	0.475	0.471	0.465	0.460	0.454	0.432	0.437	0.466	
		Stride efficiency (%)	48.21	56.07	58.42	59.31	60.05	58.91	61.71	57.75	49.68	37.00	53.85	
		Stride count	36.01	33.39	32.71	32.46	32.26	32.57	31.83	32.90	35.47	41.10	340.70	



Note: Horizontal distance axis grid lines are 200m furlongs.

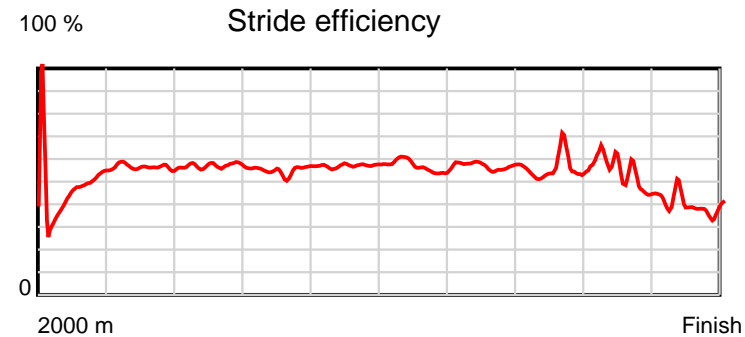
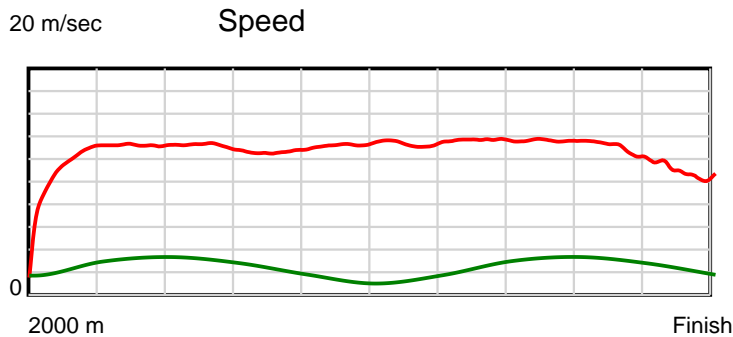
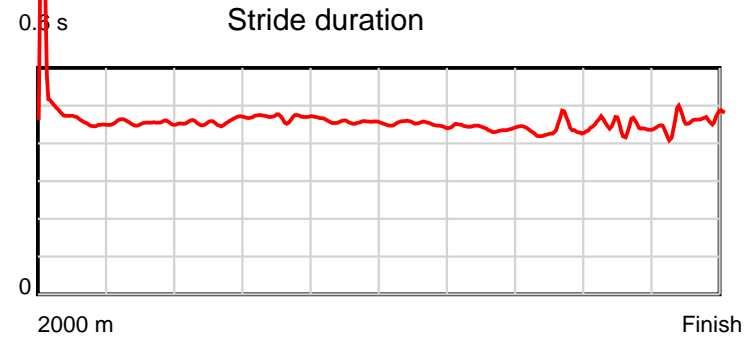
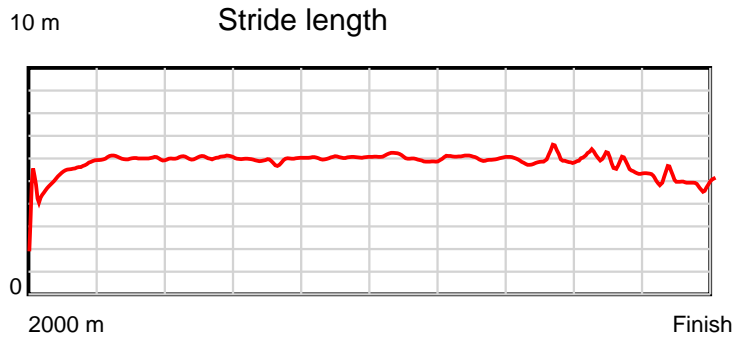
Disclaimer.

HRNZ and NZMTC and Thoroughbred Ratings Pty Ltd accepts no responsibility for the completeness or accuracy of any of the information contained herein, and makes no representations about its suitability for any particular purpose. Users should make their own judgements about those matters and/or seek independent advice. You assume all risks associated with use of the data provided on this page.

Race Results

April 13, 2022, Race 1, IRT. YOUR HORSE. OUR PASSION. HANDICAP TROT, Distance 2000m, Addington - Survey 3200m

Result	TAB no.	Horse (Barrier)	2000 to	1800m to	1600m to	1400m to	1200m to	1000m to	800m to	600m to	400m to	200m to	Total or	Margin
12th	7	Tight N Bright (8)	1800m	1600m	1400m	1200m	1000m	800m	600m	400m	200m	WP	Average	
		Position in running (margin)	-	6(6.0)	3(4.3)	2(1.1)	4(4.4)	4(5.0)	3(4.9)	3(3.5)	3(3.3)	6(5.6)		25.10
		Sectional time (s)	18.85	15.28	15.30	15.77	15.42	15.25	14.64	14.84	15.60	18.30		
		Cumulative time (s)	159.25	140.40	125.12	109.82	94.05	78.63	63.38	48.74	33.90	18.30	2:39.25	
		Speed (m/s)	10.61	13.09	13.07	12.68	12.97	13.11	13.66	13.48	12.82	10.93	12.56	
		Stride length (m)	5.27	5.96	5.98	5.96	5.93	5.92	6.02	5.84	5.65	5.00	5.73	
		Stride duration (s)	0.483	0.455	0.457	0.470	0.457	0.451	0.440	0.433	0.441	0.458	0.456	
		Stride efficiency (%)	43.37	55.42	55.86	55.46	54.89	54.76	56.57	53.35	49.90	39.11	51.34	
		Stride count	37.96	33.58	33.45	33.57	33.74	33.79	33.24	34.23	35.39	39.98	348.93	



Note: Horizontal distance axis grid lines are 200m furlongs.

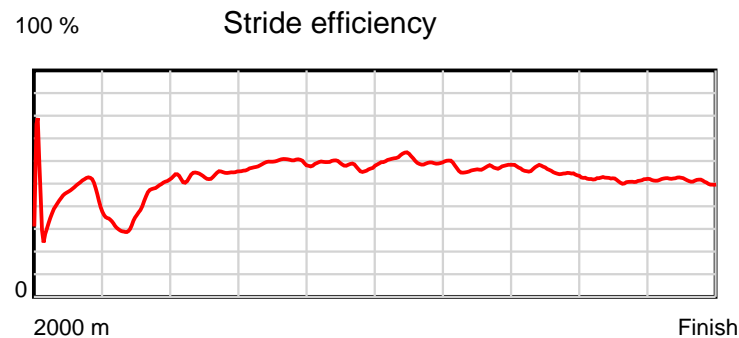
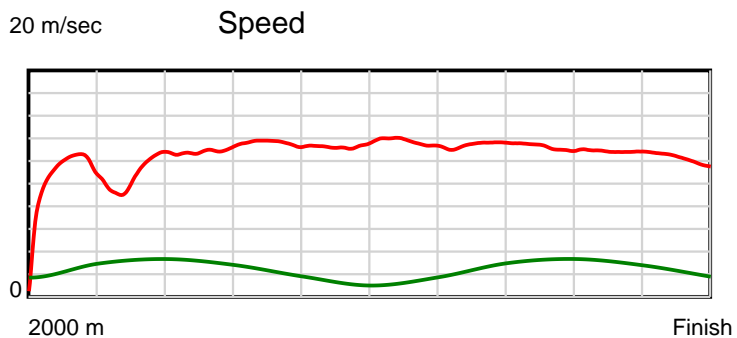
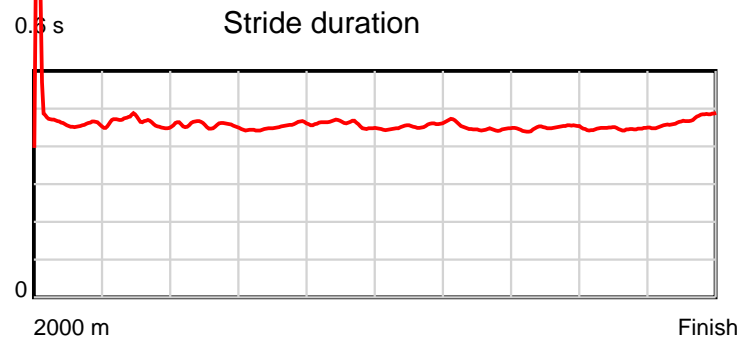
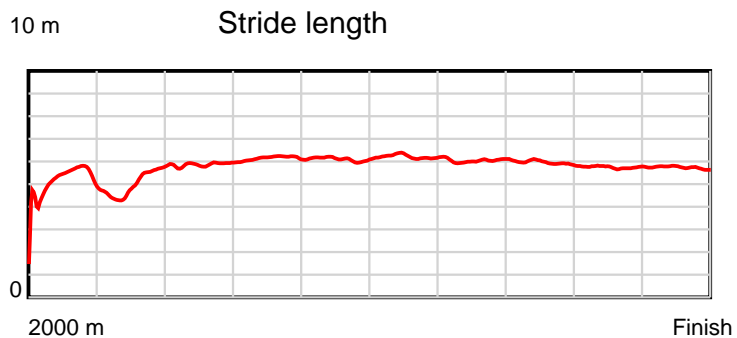
Disclaimer.

HRNZ and NZMTC and Thoroughbred Ratings Pty Ltd accepts no responsibility for the completeness or accuracy of any of the information contained herein, and makes no representations about its suitability for any particular purpose. Users should make their own judgements about those matters and/or seek independent advice. You assume all risks associated with use of the data provided on this page.

Race Results

April 13, 2022, Race 1, IRT. YOUR HORSE. OUR PASSION. HANDICAP TROT, Distance 2000m, Addington - Survey 3200m

Result	TAB no.	Horse (Barrier)	2000 to 1800m	1800m to 1600m	1600m to 1400m	1400m to 1200m	1200m to 1000m	1000m to 800m	800m to 600m	600m to 400m	400m to 200m	200m to WP	Total or Average	Margin
13th	2	Muzz (4)												
		Position in running (margin)	-	5(6.0)	13(23.7)	12(22.6)	11(19.4)	12(17.6)	12(15.1)	12(15.4)	12(17.4)	13(19.3)		27.90
		Sectional time (s)	18.85	18.51	15.65	14.69	15.02	14.85	14.92	15.21	15.53	16.52		
		Cumulative time (s)	159.75	140.90	122.39	106.74	92.05	77.03	62.18	47.26	32.05	16.52	2:39.75	
		Speed (m/s)	10.61	10.80	12.78	13.61	13.32	13.47	13.40	13.15	12.88	12.11	12.52	
		Stride length (m)	5.15	5.03	5.84	6.15	6.11	6.11	6.02	5.91	5.75	5.71	5.75	
		Stride duration (s)	0.471	0.466	0.457	0.451	0.459	0.453	0.449	0.449	0.446	0.471	0.459	
		Stride efficiency (%)	41.52	39.54	53.29	59.06	58.42	58.26	56.72	54.54	51.60	50.90	51.70	
		Stride count	38.80	39.76	34.25	32.53	32.71	32.75	33.20	33.85	34.81	35.04	347.70	



Note: Horizontal distance axis grid lines are 200m furlongs.

Disclaimer.

HRNZ and NZMTC and Thoroughbred Ratings Pty Ltd accepts no responsibility for the completeness or accuracy of any of the information contained herein, and makes no representations about its suitability for any particular purpose. Users should make their own judgements about those matters and/or seek independent advice. You assume all risks associated with use of the data provided on this page.