



Race Results

NZ Metropolitan Trotting Club Inc, HRNZ, April 13, 2022

Compilation date: April 13, 2022, 5:31:10 PM (NZST)

Copyright © 2022 HRNZ and NZMTC. All rights reserved.

Trademarks.

StrideMASTER is a registered trademark of Thoroughbred Ratings Pty Ltd.

Disclaimer.

HRNZ and NZMTC and Thoroughbred Ratings Pty Ltd accepts no responsibility for the completeness or accuracy of any of the information contained herein, and makes no representations about its suitability for any particular purpose. Users should make their own judgements about those matters and/or seek independent advice. You assume all risks associated with use of the data provided on this page.



Race Results



April 13, 2022, Race 5, ADVANCED JOINERY LTD HANDICAP PACE, Distance 2600m, Addington - Survey 3200m

Result	TAB no.	Horse (Barrier)	2600 to	2400m to
1st	10	Anything Goes (10)	2400m	2200m
		Position in running (margin)	-	9(11.2)
		Sectional time (s)	17.18	15.96
		Cumulative time (s)	201.17	183.99
		Speed (m/s)	11.64	12.53
		Stride length (m)	5.91	6.30
		Stride duration (s)	0.482	0.503
		Stride efficiency (%)	54.59	62.03
		Stride count	33.84	31.74

Disclaimer.

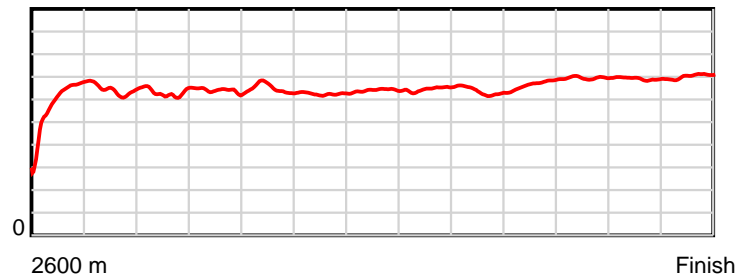
HRNZ and NZMTC and Thoroughbred Ratings Pty Ltd accepts no responsibility for the completeness or accuracy of any of the information contained herein, and makes no representations about its suitability for any particular purpose. Users should make their own judgements about those matters and/or seek independent advice. You assume all risks associated with use of the data provided on this page.

Race Results

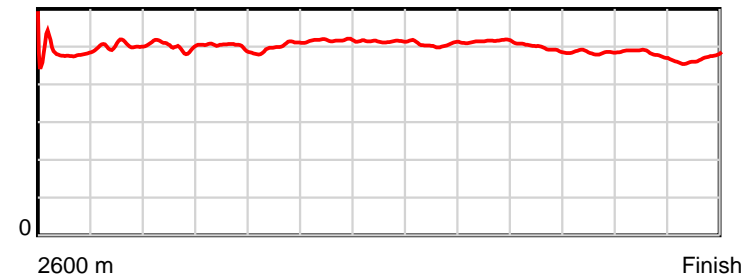
April 13, 2022, Race 5, ADVANCED JOINERY LTD HANDICAP PACE, Distance 2600m, Addington - Survey 3200m

Result	TAB no.	Horse (Barrier)	2200m to	2000m to	1800m to	1600m to	1400m to	1200m to	1000m to	800m to	600m to	400m to	200m to	Total or	Margin
1st	10	Anything Goes (10)	2000m	1800m	1600m	1400m	1200m	1000m	800m	600m	400m	200m	WP	Average	
		Position in running (margin)	10(13.0)	10(9.0)	4(1.5)	1(0.0)	1(0.0)	1(0.0)	1(0.0)	1(0.0)	1(0.0)	1(0.0)	1(0.0)		0.00
		Sectional time (s)	16.08	15.59	15.69	16.66	15.96	15.61	16.04	14.88	14.13	14.05	13.34		
		Cumulative time (s)	168.03	151.95	136.36	120.67	104.01	88.05	72.44	56.40	41.52	27.39	13.34	3:21.17	
		Speed (m/s)	12.44	12.83	12.75	12.00	12.53	12.81	12.47	13.44	14.15	14.23	14.99	12.92	
		Stride length (m)	6.24	6.44	6.37	6.20	6.44	6.48	6.41	6.68	6.86	6.85	7.03	6.47	
		Stride duration (s)	0.502	0.502	0.500	0.517	0.514	0.506	0.514	0.497	0.485	0.481	0.469	0.500	
		Stride efficiency (%)	60.83	64.72	63.48	60.13	64.88	65.68	64.27	69.67	73.60	73.31	77.29	65.32	
		Stride count	32.06	31.08	31.38	32.24	31.04	30.85	31.19	29.95	29.14	29.20	28.44	402.15	

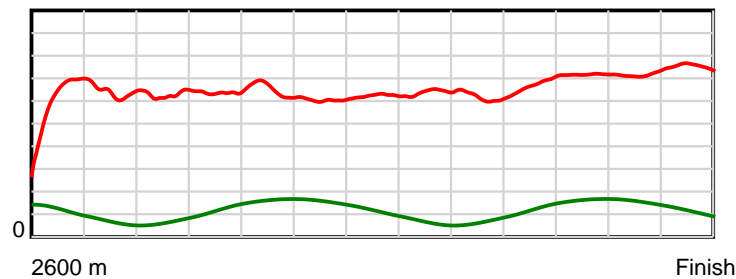
10 m Stride length



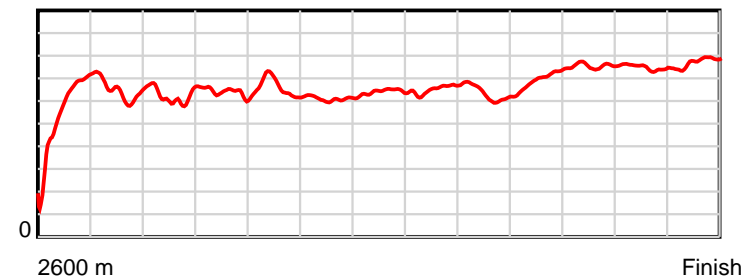
0.6 s Stride duration



20 m/sec Speed



100 % Stride efficiency



Note: Horizontal distance axis grid lines are 200m furlongs.

Disclaimer.

HRNZ and NZMTC and Thoroughbred Ratings Pty Ltd accepts no responsibility for the completeness or accuracy of any of the information contained herein, and makes no representations about its suitability for any particular purpose. Users should make their own judgements about those matters and/or seek independent advice. You assume all risks associated with use of the data provided on this page.



Race Results



April 13, 2022, Race 5, ADVANCED JOINERY LTD HANDICAP PACE, Distance 2600m, Addington - Survey 3200m

Result	TAB no.	Horse (Barrier)	2600 to	2400m to
2nd	11	Megarock (11)	2400m	2200m
		Position in running (margin)	-	1(0.0)
		Sectional time (s)	15.23	15.66
		Cumulative time (s)	201.56	186.33
		Speed (m/s)	13.13	12.77
		Stride length (m)	6.14	6.32
		Stride duration (s)	0.470	0.495
		Stride efficiency (%)	58.84	62.35
		Stride count	32.59	31.66

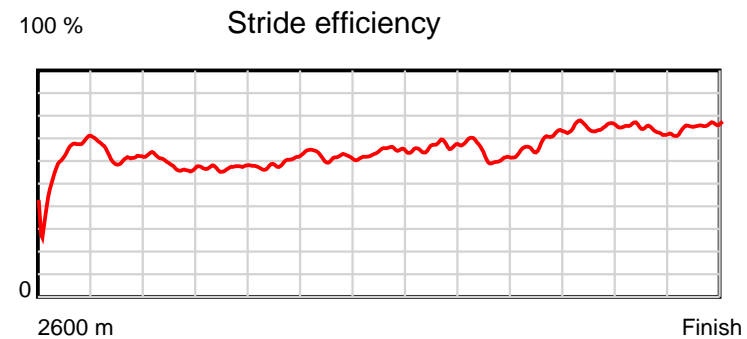
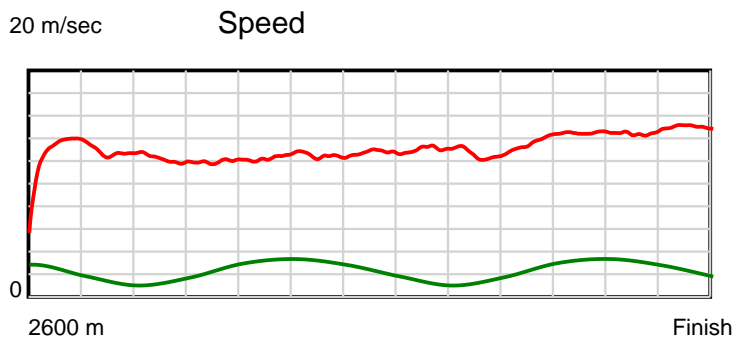
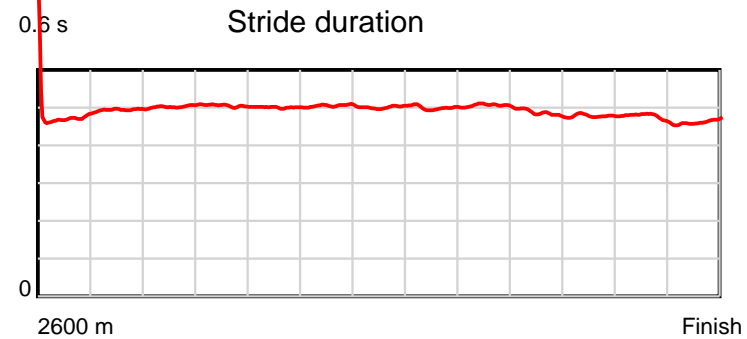
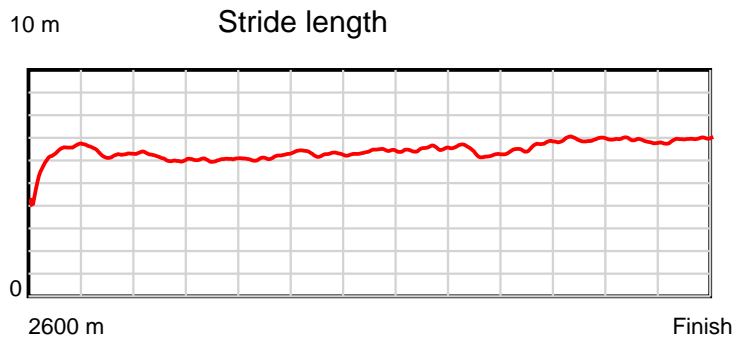
Disclaimer.

HRNZ and NZMTC and Thoroughbred Ratings Pty Ltd accepts no responsibility for the completeness or accuracy of any of the information contained herein, and makes no representations about its suitability for any particular purpose. Users should make their own judgements about those matters and/or seek independent advice. You assume all risks associated with use of the data provided on this page.

Race Results

April 13, 2022, Race 5, ADVANCED JOINERY LTD HANDICAP PACE, Distance 2600m, Addington - Survey 3200m

Result	TAB no.	Horse (Barrier)	2200m to	2000m to	1800m to	1600m to	1400m to	1200m to	1000m to	800m to	600m to	400m to	200m to	Total or	Margin
2nd	11	Megarock (11)	2000m	1800m	1600m	1400m	1200m	1000m	800m	600m	400m	200m	WP	Average	
		Position in running (margin)	1(0.0)	1(0.0)	1(0.0)	2(3.4)	2(1.2)	2(1.5)	3(1.4)	3(3.2)	3(2.4)	4(2.9)	2(1.6)		2.10
		Sectional time (s)	16.76	16.83	16.51	16.30	16.00	15.60	16.33	14.76	14.22	13.84	13.52		
		Cumulative time (s)	170.67	153.91	137.08	120.57	104.27	88.27	72.67	56.34	41.58	27.36	13.52	3:21.56	
		Speed (m/s)	11.93	11.88	12.11	12.27	12.50	12.82	12.25	13.55	14.06	14.45	14.79	12.90	
		Stride length (m)	6.00	6.00	6.06	6.20	6.27	6.40	6.19	6.57	6.73	6.86	6.86	6.34	
		Stride duration (s)	0.503	0.505	0.501	0.505	0.501	0.499	0.506	0.485	0.478	0.475	0.464	0.492	
		Stride efficiency (%)	56.23	56.30	57.47	60.03	61.37	64.08	59.97	67.48	70.74	73.60	73.54	62.83	
		Stride count	33.34	33.32	32.98	32.27	31.91	31.23	32.29	30.44	29.73	29.14	29.15	410.05	



Note: Horizontal distance axis grid lines are 200m furlongs.

Disclaimer.

HRNZ and NZMTC and Thoroughbred Ratings Pty Ltd accepts no responsibility for the completeness or accuracy of any of the information contained herein, and makes no representations about its suitability for any particular purpose. Users should make their own judgements about those matters and/or seek independent advice. You assume all risks associated with use of the data provided on this page.



Race Results



April 13, 2022, Race 5, ADVANCED JOINERY LTD HANDICAP PACE, Distance 2600m, Addington - Survey 3200m

Result	TAB no.	Horse (Barrier)	2600 to	2400m to
3rd	4	Taxman (4)	2400m	2200m
		Position in running (margin)	-	2(2.8)
		Sectional time (s)	15.71	15.67
		Cumulative time (s)	201.71	186.00
		Speed (m/s)	12.73	12.76
		Stride length (m)	5.75	6.20
		Stride duration (s)	0.447	0.486
		Stride efficiency (%)	51.61	60.04
		Stride count	34.80	32.27

Disclaimer.

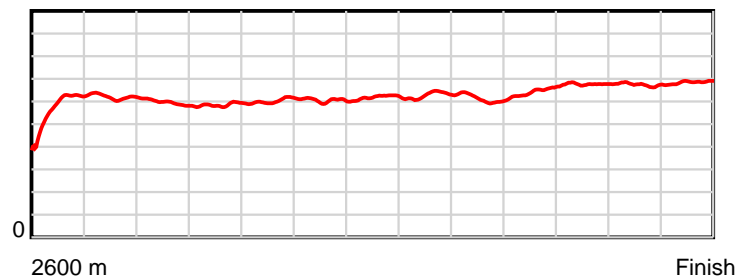
HRNZ and NZMTC and Thoroughbred Ratings Pty Ltd accepts no responsibility for the completeness or accuracy of any of the information contained herein, and makes no representations about its suitability for any particular purpose. Users should make their own judgements about those matters and/or seek independent advice. You assume all risks associated with use of the data provided on this page.

Race Results

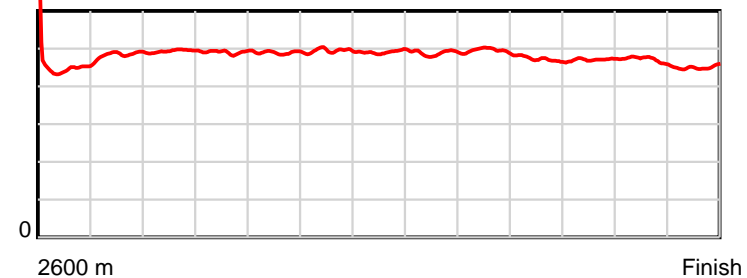
April 13, 2022, Race 5, ADVANCED JOINERY LTD HANDICAP PACE, Distance 2600m, Addington - Survey 3200m

Result	TAB no.	Horse (Barrier)	2200m to	2000m to	1800m to	1600m to	1400m to	1200m to	1000m to	800m to	600m to	400m to	200m to	Total or	Margin
3rd	4	Taxman (4)	2000m	1800m	1600m	1400m	1200m	1000m	800m	600m	400m	200m	WP	Average	
		Position in running (margin)	2(2.9)	2(1.1)	3(1.3)	4(4.6)	5(4.3)	5(4.2)	5(4.3)	4(4.3)	5(3.8)	5(3.5)	5(4.2)		3.00
		Sectional time (s)	16.48	16.86	16.49	16.62	15.95	15.61	16.03	14.81	14.08	14.16	13.24		
		Cumulative time (s)	170.33	153.85	136.99	120.50	103.88	87.93	72.32	56.29	41.48	27.40	13.24	3:21.71	
		Speed (m/s)	12.14	11.86	12.13	12.03	12.54	12.81	12.48	13.50	14.20	14.12	15.11	12.89	
		Stride length (m)	5.99	5.82	5.94	5.95	6.17	6.25	6.18	6.38	6.69	6.64	6.81	6.20	
		Stride duration (s)	0.493	0.491	0.490	0.494	0.492	0.488	0.495	0.472	0.471	0.470	0.451	0.481	
		Stride efficiency (%)	56.07	52.96	55.16	55.33	59.40	61.11	59.63	63.60	69.97	69.00	72.43	60.00	
		Stride count	33.39	34.36	33.66	33.61	32.44	31.98	32.38	31.35	29.89	30.10	29.38	419.61	

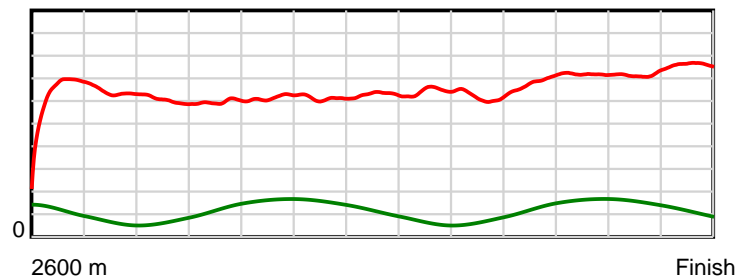
10 m Stride length



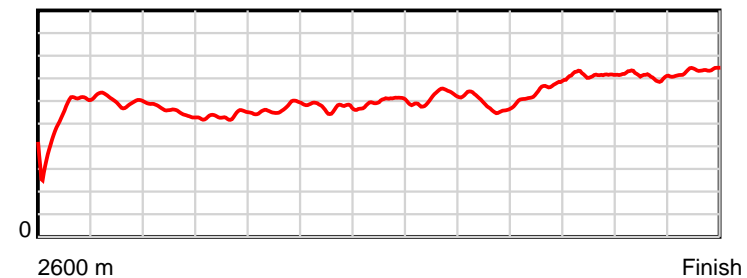
0.5 s Stride duration



20 m/sec Speed



100 % Stride efficiency



Note: Horizontal distance axis grid lines are 200m furlongs.

Disclaimer.

HRNZ and NZMTC and Thoroughbred Ratings Pty Ltd accepts no responsibility for the completeness or accuracy of any of the information contained herein, and makes no representations about its suitability for any particular purpose. Users should make their own judgements about those matters and/or seek independent advice. You assume all risks associated with use of the data provided on this page.



Race Results



April 13, 2022, Race 5, ADVANCED JOINERY LTD HANDICAP PACE, Distance 2600m, Addington - Survey 3200m

Result	TAB no.	Horse (Barrier)	2600 to	2400m to
4th	2	Hidden Desire (2)	2400m	2200m
		Position in running (margin)	-	4(4.2)
		Sectional time (s)	16.14	15.72
		Cumulative time (s)	202.24	186.10
		Speed (m/s)	12.39	12.72
		Stride length (m)	5.60	5.94
		Stride duration (s)	0.443	0.467
		Stride efficiency (%)	49.00	55.17
		Stride count	35.72	33.66

Disclaimer.

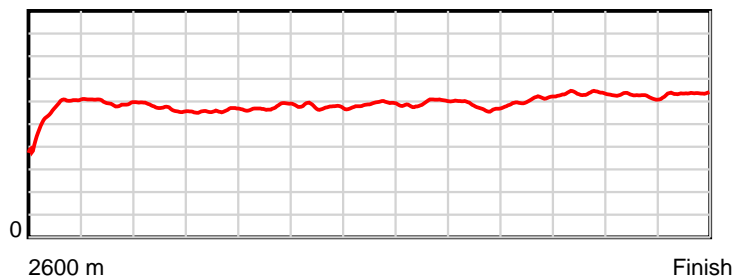
HRNZ and NZMTC and Thoroughbred Ratings Pty Ltd accepts no responsibility for the completeness or accuracy of any of the information contained herein, and makes no representations about its suitability for any particular purpose. Users should make their own judgements about those matters and/or seek independent advice. You assume all risks associated with use of the data provided on this page.

Race Results

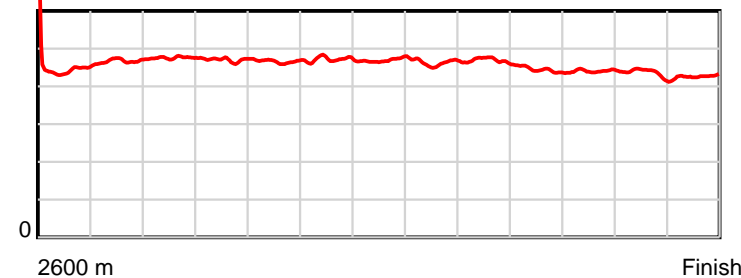
April 13, 2022, Race 5, ADVANCED JOINERY LTD HANDICAP PACE, Distance 2600m, Addington - Survey 3200m

Result	TAB no.	Horse (Barrier)	2200m to	2000m to	1800m to	1600m to	1400m to	1200m to	1000m to	800m to	600m to	400m to	200m to	Total or	Margin
4th	2	Hidden Desire (2)	2000m	1800m	1600m	1400m	1200m	1000m	800m	600m	400m	200m	WP	Average	
		Position in running (margin)	3(4.6)	4(4.3)	6(4.3)	6(7.0)	6(5.2)	7(5.2)	7(5.6)	7(7.1)	8(6.5)	8(5.4)	7(5.4)		5.90
		Sectional time (s)	16.71	16.83	16.39	16.35	15.97	15.67	16.29	14.79	13.94	14.06	13.38		
		Cumulative time (s)	170.38	153.67	136.84	120.45	104.10	88.13	72.46	56.17	41.38	27.44	13.38	3:22.24	
		Speed (m/s)	11.97	11.88	12.20	12.23	12.52	12.76	12.28	13.52	14.35	14.22	14.95	12.86	
		Stride length (m)	5.69	5.60	5.69	5.77	5.88	5.91	5.76	6.01	6.32	6.19	6.39	5.89	
		Stride duration (s)	0.476	0.471	0.467	0.471	0.470	0.463	0.469	0.444	0.441	0.435	0.427	0.458	
		Stride efficiency (%)	50.61	48.92	50.66	51.95	54.08	54.61	51.77	56.41	62.47	59.94	63.75	54.27	
		Stride count	35.14	35.74	35.13	34.69	34.00	33.83	34.75	33.29	31.63	32.29	31.31	441.18	

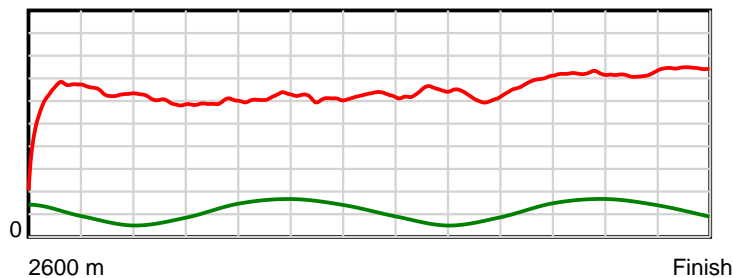
10 m Stride length



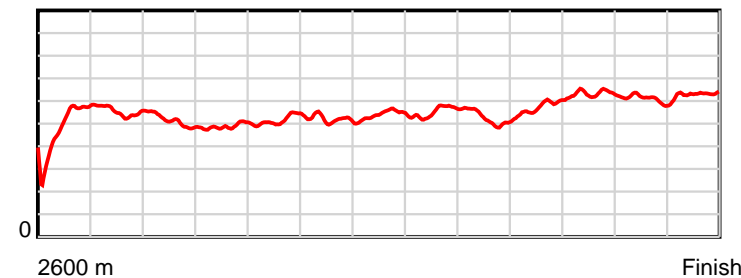
0.6 s Stride duration



20 m/sec Speed



100 % Stride efficiency



Note: Horizontal distance axis grid lines are 200m furlongs.

Disclaimer.

HRNZ and NZMTC and Thoroughbred Ratings Pty Ltd accepts no responsibility for the completeness or accuracy of any of the information contained herein, and makes no representations about its suitability for any particular purpose. Users should make their own judgements about those matters and/or seek independent advice. You assume all risks associated with use of the data provided on this page.



Race Results



April 13, 2022, Race 5, ADVANCED JOINERY LTD HANDICAP PACE, Distance 2600m, Addington - Survey 3200m

Result	TAB no.	Horse (Barrier)	2600 to	2400m to
5th	3	Kusanova (3)	2400m	2200m
		Position in running (margin)	-	8(9.3)
		Sectional time (s)	16.86	15.94
		Cumulative time (s)	202.29	185.43
		Speed (m/s)	11.86	12.55
		Stride length (m)	5.42	5.73
		Stride duration (s)	0.440	0.457
		Stride efficiency (%)	45.86	51.36
		Stride count	36.92	34.89

Disclaimer.

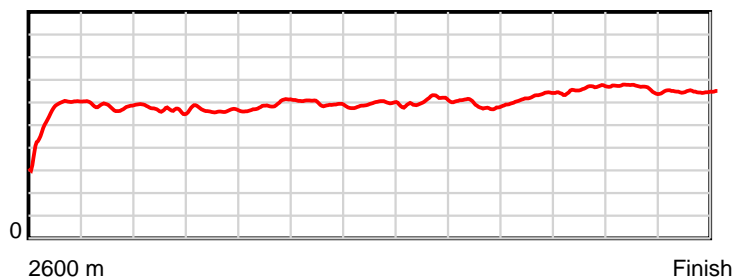
HRNZ and NZMTC and Thoroughbred Ratings Pty Ltd accepts no responsibility for the completeness or accuracy of any of the information contained herein, and makes no representations about its suitability for any particular purpose. Users should make their own judgements about those matters and/or seek independent advice. You assume all risks associated with use of the data provided on this page.

Race Results

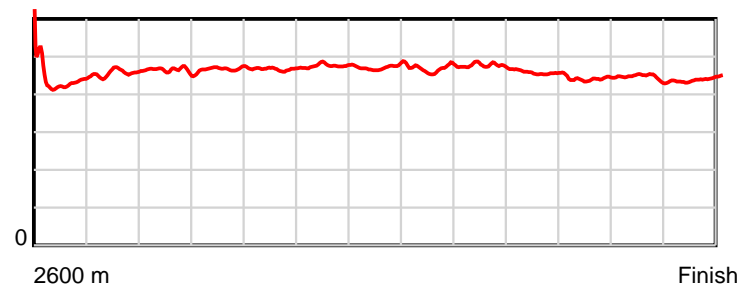
April 13, 2022, Race 5, ADVANCED JOINERY LTD HANDICAP PACE, Distance 2600m, Addington - Survey 3200m

Result	TAB no.	Horse (Barrier)	2200m to	2000m to	1800m to	1600m to	1400m to	1200m to	1000m to	800m to	600m to	400m to	200m to	Total or	Margin
5th	3	Kusanova (3)	2000m	1800m	1600m	1400m	1200m	1000m	800m	600m	400m	200m	WP	Average	
		Position in running (margin)	8(10.9)	9(8.6)	9(6.9)	9(9.7)	9(8.5)	10(8.5)	10(9.0)	10(9.5)	9(7.7)	9(6.1)	8(5.7)		6.20
		Sectional time (s)	16.37	16.55	16.41	16.46	15.96	15.69	16.12	14.58	13.86	13.99	13.50		
		Cumulative time (s)	169.49	153.12	136.57	120.16	103.70	87.74	72.05	55.93	41.35	27.49	13.50	3:22.29	
		Speed (m/s)	12.22	12.08	12.19	12.15	12.53	12.75	12.41	13.72	14.43	14.30	14.81	12.85	
		Stride length (m)	5.67	5.65	5.69	5.78	5.92	5.97	5.91	6.27	6.36	6.35	6.52	5.92	
		Stride duration (s)	0.464	0.468	0.467	0.476	0.472	0.468	0.476	0.457	0.440	0.444	0.440	0.461	
		Stride efficiency (%)	50.23	49.96	50.61	52.28	54.71	55.69	54.49	61.48	63.12	62.94	66.49	54.85	
		Stride count	35.27	35.37	35.14	34.58	33.80	33.50	33.87	31.89	31.47	31.51	30.66	438.87	

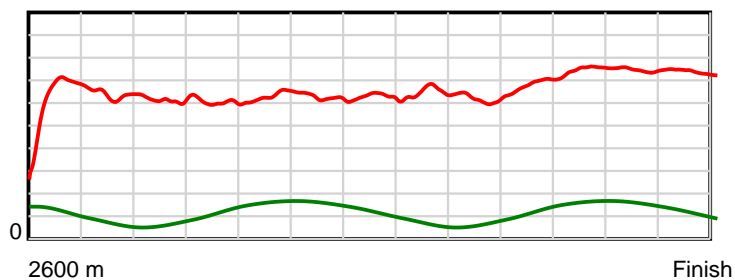
10 m Stride length



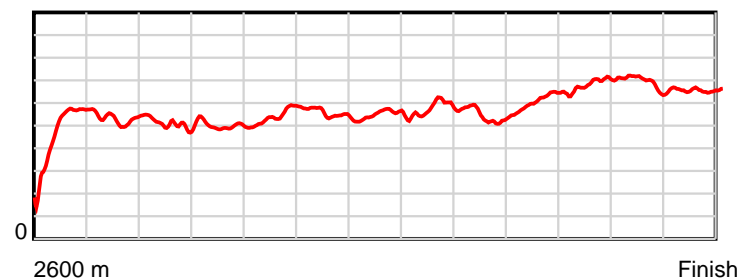
0.6 s Stride duration



20 m/sec Speed



100 % Stride efficiency



Note: Horizontal distance axis grid lines are 200m furlongs.

Disclaimer.

HRNZ and NZMTC and Thoroughbred Ratings Pty Ltd accepts no responsibility for the completeness or accuracy of any of the information contained herein, and makes no representations about its suitability for any particular purpose. Users should make their own judgements about those matters and/or seek independent advice. You assume all risks associated with use of the data provided on this page.



Race Results



April 13, 2022, Race 5, ADVANCED JOINERY LTD HANDICAP PACE, Distance 2600m, Addington - Survey 3200m

Result	TAB no.	Horse (Barrier)	2600 to	2400m to
6th	8	Reflectionsofm... (8)	2400m	2200m
		Position in running (margin)	-	5(4.7)
		Sectional time (s)	15.91	16.12
		Cumulative time (s)	202.46	186.55
		Speed (m/s)	12.57	12.41
		Stride length (m)	11.46	8.84
		Stride duration (s)	0.904	0.712
		Stride efficiency (%)	205.29	122.03
		Stride count	17.45	22.63

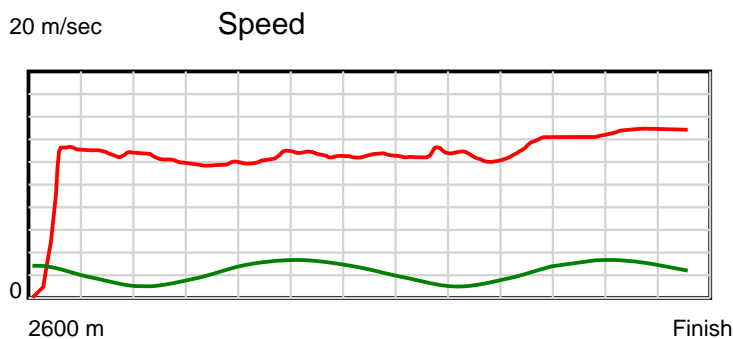
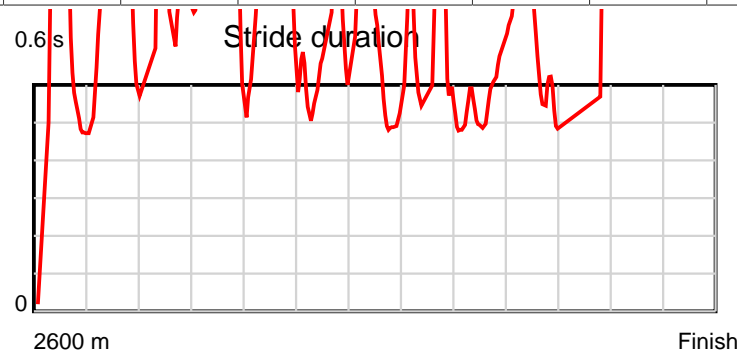
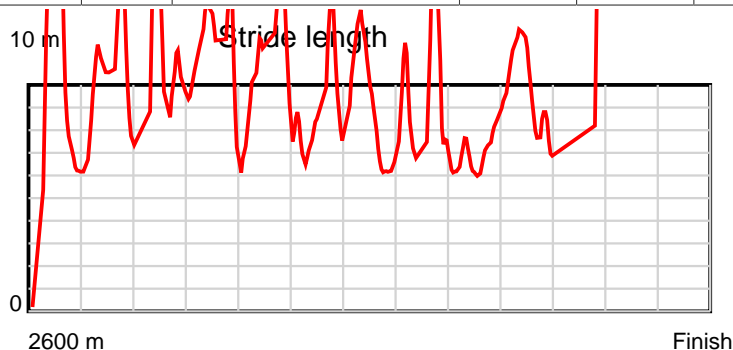
Disclaimer.

HRNZ and NZMTC and Thoroughbred Ratings Pty Ltd accepts no responsibility for the completeness or accuracy of any of the information contained herein, and makes no representations about its suitability for any particular purpose. Users should make their own judgements about those matters and/or seek independent advice. You assume all risks associated with use of the data provided on this page.

Race Results

April 13, 2022, Race 5, ADVANCED JOINERY LTD HANDICAP PACE, Distance 2600m, Addington - Survey 3200m

Result	TAB no.	Horse (Barrier)	2200m to	2000m to	1800m to	1600m to	1400m to	1200m to	1000m to	800m to	600m to	400m to	200m to	Total or	Margin
6th	8	Reflectionsofm... (8)	2000m	1800m	1600m	1400m	1200m	1000m	800m	600m	400m	200m	WP	Average	
		Position in running (margin)	6(7.5)	5(5.5)	7(5.3)	7(8.3)	7(6.7)	8(6.3)	8(7.6)	8(8.1)	7(6.0)	6(4.1)	6(4.8)		7.20
		Sectional time (s)	16.44	16.79	16.45	16.39	15.89	15.82	16.13	14.53	13.82	14.17	14.00		
		Cumulative time (s)	170.43	153.99	137.20	120.75	104.36	88.47	72.65	56.52	41.99	28.17	14.00	3:22.46	
		Speed (m/s)	12.17	11.91	12.16	12.20	12.59	12.64	12.40	13.76	14.47	14.11	14.29	12.84	
		Stride length (m)	8.42	7.37	7.52	6.75	7.79	8.04	7.02	7.54	8.64	31.54	64.98	9.11	
		Stride duration (s)	0.692	0.619	0.619	0.553	0.619	0.636	0.566	0.548	0.597	2.234	4.549	0.710	
		Stride efficiency (%)	110.75	84.93	88.47	71.12	94.83	100.91	76.93	88.84	116.56	1554.09	6597.97	129.73	
		Stride count	23.76	27.13	26.58	29.65	25.67	24.89	28.50	26.52	23.16	6.34	3.08	285.36	



Note: Horizontal distance axis grid lines are 200m furlongs.

Disclaimer.

HRNZ and NZMTC and Thoroughbred Ratings Pty Ltd accepts no responsibility for the completeness or accuracy of any of the information contained herein, and makes no representations about its suitability for any particular purpose. Users should make their own judgements about those matters and/or seek independent advice. You assume all risks associated with use of the data provided on this page.



Race Results



April 13, 2022, Race 5, ADVANCED JOINERY LTD HANDICAP PACE, Distance 2600m, Addington - Survey 3200m

Result	TAB no.	Horse (Barrier)	2600 to	2400m to
7th	12	Gypsy (12)	2400m	2200m
		Position in running (margin)	-	10(13.9)
		Sectional time (s)	17.53	15.92
		Cumulative time (s)	202.52	184.99
		Speed (m/s)	11.41	12.56
		Stride length (m)	5.41	5.67
		Stride duration (s)	0.435	0.451
		Stride efficiency (%)	45.68	50.24
		Stride count	36.99	35.27

Disclaimer.

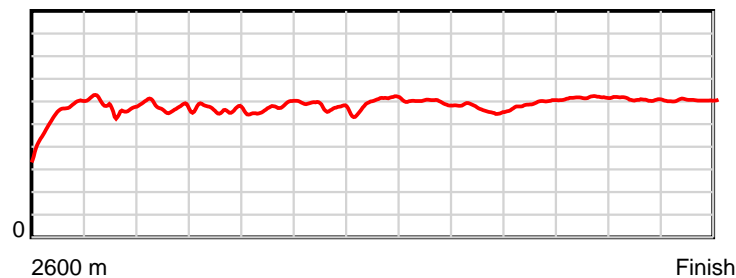
HRNZ and NZMTC and Thoroughbred Ratings Pty Ltd accepts no responsibility for the completeness or accuracy of any of the information contained herein, and makes no representations about its suitability for any particular purpose. Users should make their own judgements about those matters and/or seek independent advice. You assume all risks associated with use of the data provided on this page.

Race Results

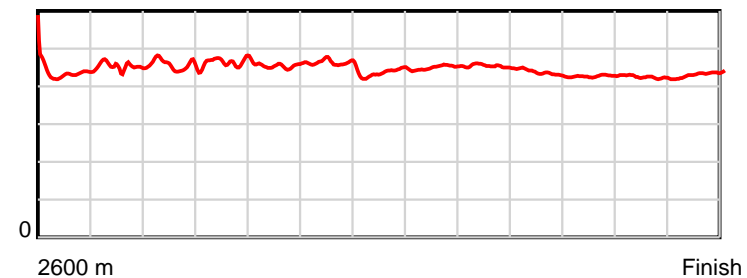
April 13, 2022, Race 5, ADVANCED JOINERY LTD HANDICAP PACE, Distance 2600m, Addington - Survey 3200m

Result	TAB no.	Horse (Barrier)	2200m to	2000m to	1800m to	1600m to	1400m to	1200m to	1000m to	800m to	600m to	400m to	200m to	Total or	Margin
7th	12	Gypsy (12)	2000m	1800m	1600m	1400m	1200m	1000m	800m	600m	400m	200m	WP	Average	
		Position in running (margin)	11(15.4)	11(10.9)	11(9.1)	11(11.3)	11(10.4)	4(2.0)	2(1.0)	2(2.4)	2(1.3)	2(1.1)	3(2.1)		7.50
		Sectional time (s)	16.01	16.52	16.32	16.51	14.57	15.44	16.27	14.70	14.08	14.22	14.43		
		Cumulative time (s)	169.07	153.06	136.54	120.22	103.71	89.14	73.70	57.43	42.73	28.65	14.43	3:22.52	
		Speed (m/s)	12.49	12.11	12.25	12.11	13.73	12.95	12.29	13.61	14.20	14.06	13.86	12.84	
		Stride length (m)	5.71	5.64	5.57	5.59	5.99	5.84	5.57	5.92	6.08	5.95	6.01	5.76	
		Stride duration (s)	0.457	0.466	0.455	0.461	0.436	0.450	0.453	0.435	0.428	0.423	0.434	0.448	
		Stride efficiency (%)	50.89	49.65	48.56	48.78	56.05	53.23	48.52	54.77	57.68	55.40	56.49	51.80	
		Stride count	35.05	35.48	35.88	35.80	33.40	34.27	35.89	33.78	32.92	33.59	33.27	451.59	

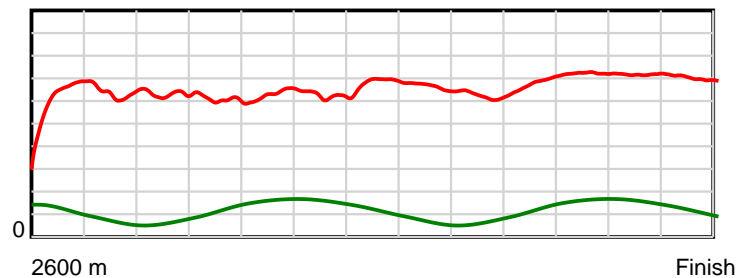
10 m Stride length



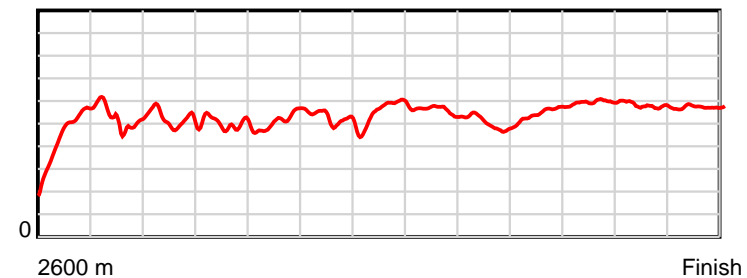
0.6 s Stride duration



20 m/sec Speed



100 % Stride efficiency



Note: Horizontal distance axis grid lines are 200m furlongs.

Disclaimer.

HRNZ and NZMTC and Thoroughbred Ratings Pty Ltd accepts no responsibility for the completeness or accuracy of any of the information contained herein, and makes no representations about its suitability for any particular purpose. Users should make their own judgements about those matters and/or seek independent advice. You assume all risks associated with use of the data provided on this page.



Race Results



April 13, 2022, Race 5, ADVANCED JOINERY LTD HANDICAP PACE, Distance 2600m, Addington - Survey 3200m

Result	TAB no.	Horse (Barrier)	2600 to	2400m to
8th	7	Maybe (7)	2400m	2200m
		Position in running (margin)	-	7(7.0)
		Sectional time (s)	16.63	16.07
		Cumulative time (s)	202.83	186.20
		Speed (m/s)	12.02	12.45
		Stride length (m)	5.85	5.89
		Stride duration (s)	0.468	0.473
		Stride efficiency (%)	53.52	54.13
		Stride count	34.17	33.98

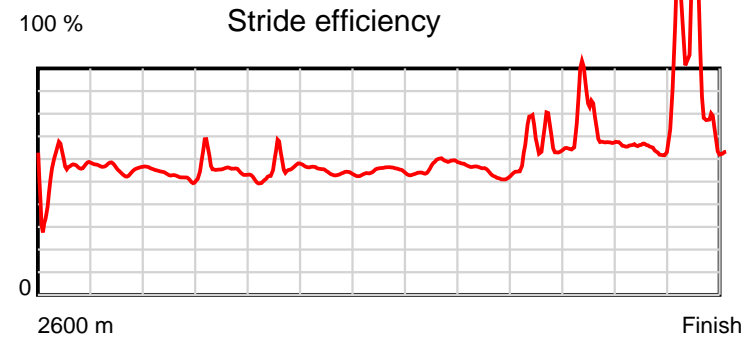
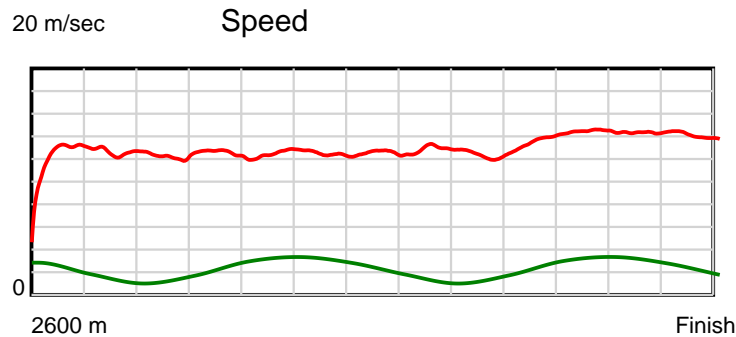
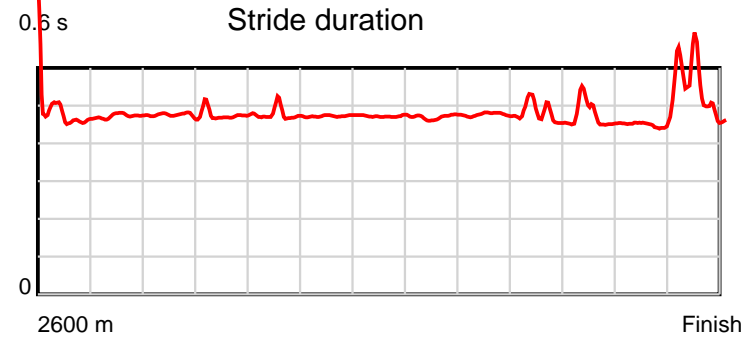
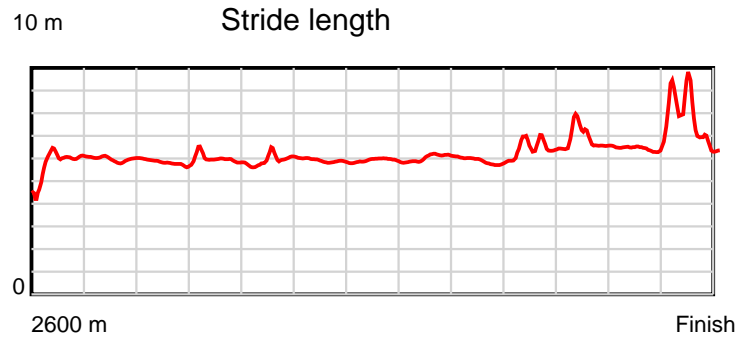
Disclaimer.

HRNZ and NZMTC and Thoroughbred Ratings Pty Ltd accepts no responsibility for the completeness or accuracy of any of the information contained herein, and makes no representations about its suitability for any particular purpose. Users should make their own judgements about those matters and/or seek independent advice. You assume all risks associated with use of the data provided on this page.

Race Results

April 13, 2022, Race 5, ADVANCED JOINERY LTD HANDICAP PACE, Distance 2600m, Addington - Survey 3200m

Result	TAB no.	Horse (Barrier)	2200m to	2000m to	1800m to	1600m to	1400m to	1200m to	1000m to	800m to	600m to	400m to	200m to	Total or	Margin
8th	7	Maybe (7)	2000m	1800m	1600m	1400m	1200m	1000m	800m	600m	400m	200m	WP	Average	
		Position in running (margin)	7(9.4)	6(6.8)	2(0.9)	3(3.5)	3(2.6)	3(1.9)	4(3.4)	5(4.8)	4(3.4)	3(2.6)	4(4.0)		9.20
		Sectional time (s)	16.33	15.84	16.39	16.50	15.85	15.86	16.28	14.65	13.98	14.29	14.16		
		Cumulative time (s)	170.13	153.80	137.96	121.57	105.07	89.22	73.36	57.08	42.43	28.45	14.16	3:22.83	
		Speed (m/s)	12.25	12.63	12.20	12.12	12.62	12.61	12.29	13.65	14.31	14.00	14.12	12.82	
		Stride length (m)	5.81	5.99	5.79	5.73	5.95	5.92	5.85	6.44	6.71	6.60	7.14	6.10	
		Stride duration (s)	0.475	0.474	0.474	0.473	0.472	0.470	0.476	0.472	0.469	0.471	0.506	0.476	
		Stride efficiency (%)	52.84	56.07	52.36	51.29	55.40	54.83	53.45	64.82	70.43	68.07	79.70	58.19	
		Stride count	34.39	33.39	34.55	34.91	33.59	33.76	34.20	31.05	29.79	30.30	28.00	426.08	



Note: Horizontal distance axis grid lines are 200m furlongs.

Disclaimer.

HRNZ and NZMTC and Thoroughbred Ratings Pty Ltd accepts no responsibility for the completeness or accuracy of any of the information contained herein, and makes no representations about its suitability for any particular purpose. Users should make their own judgements about those matters and/or seek independent advice. You assume all risks associated with use of the data provided on this page.



Race Results



April 13, 2022, Race 5, ADVANCED JOINERY LTD HANDICAP PACE, Distance 2600m, Addington - Survey 3200m

Result	TAB no.	Horse (Barrier)	2600 to	2400m to
9th	6	The Conqueror (6)	2400m	2200m
		Position in running (margin)	-	6(6.7)
		Sectional time (s)	16.55	15.71
		Cumulative time (s)	203.01	186.46
		Speed (m/s)	12.08	12.73
		Stride length (m)	6.01	6.30
		Stride duration (s)	0.482	0.495
		Stride efficiency (%)	56.54	62.03
		Stride count	33.25	31.74

Disclaimer.

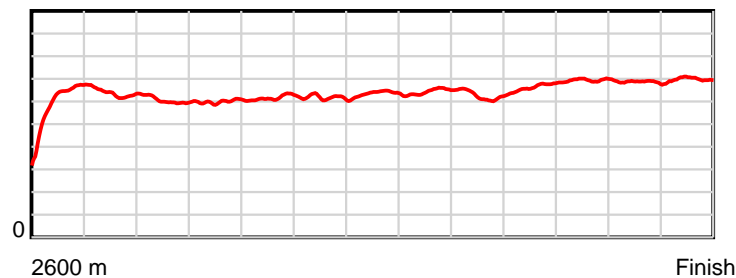
HRNZ and NZMTC and Thoroughbred Ratings Pty Ltd accepts no responsibility for the completeness or accuracy of any of the information contained herein, and makes no representations about its suitability for any particular purpose. Users should make their own judgements about those matters and/or seek independent advice. You assume all risks associated with use of the data provided on this page.

Race Results

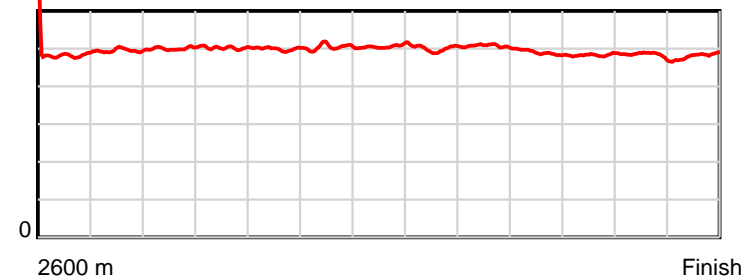
April 13, 2022, Race 5, ADVANCED JOINERY LTD HANDICAP PACE, Distance 2600m, Addington - Survey 3200m

Result	TAB no.	Horse (Barrier)	2200m to	2000m to	1800m to	1600m to	1400m to	1200m to	1000m to	800m to	600m to	400m to	200m to	Total or	Margin
9th	6	The Conqueror (6)	2000m	1800m	1600m	1400m	1200m	1000m	800m	600m	400m	200m	WP	Average	
		Position in running (margin)	5(7.0)	7(6.9)	8(6.9)	8(8.7)	8(6.9)	9(7.1)	9(7.6)	9(9.2)	10(8.3)	10(7.5)	11(7.5)		10.20
		Sectional time (s)	16.74	16.83	16.25	16.36	15.99	15.69	16.30	14.74	13.98	14.05	13.82		
		Cumulative time (s)	170.75	154.01	137.18	120.93	104.57	88.58	72.89	56.59	41.85	27.87	13.82	3:23.01	
		Speed (m/s)	11.95	11.88	12.31	12.22	12.51	12.75	12.27	13.57	14.31	14.23	14.47	12.81	
		Stride length (m)	5.97	5.97	6.14	6.15	6.33	6.38	6.22	6.64	6.90	6.87	6.97	6.36	
		Stride duration (s)	0.500	0.502	0.499	0.503	0.506	0.500	0.507	0.490	0.483	0.483	0.481	0.496	
		Stride efficiency (%)	55.75	55.75	58.90	59.19	62.64	63.54	60.42	68.98	74.50	73.75	75.81	63.13	
		Stride count	33.48	33.48	32.58	32.50	31.59	31.37	32.17	30.10	28.97	29.11	28.71	409.05	

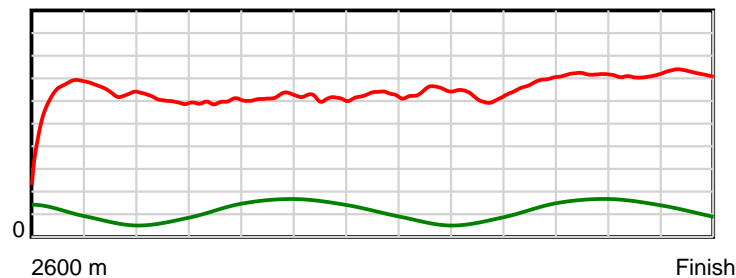
10 m Stride length



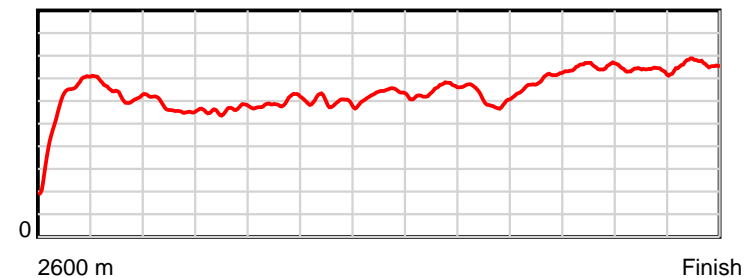
0.6 s Stride duration



20 m/sec Speed



100 % Stride efficiency



Note: Horizontal distance axis grid lines are 200m furlongs.

Disclaimer.

HRNZ and NZMTC and Thoroughbred Ratings Pty Ltd accepts no responsibility for the completeness or accuracy of any of the information contained herein, and makes no representations about its suitability for any particular purpose. Users should make their own judgements about those matters and/or seek independent advice. You assume all risks associated with use of the data provided on this page.



Race Results



April 13, 2022, Race 5, ADVANCED JOINERY LTD HANDICAP PACE, Distance 2600m, Addington - Survey 3200m

Result	TAB no.	Horse (Barrier)	2600 to	2400m to
10th	15	Radioactive Ja... (0)	2400m	2200m
		Position in running (margin)	-	13(20.7)
		Sectional time (s)	18.93	15.30
		Cumulative time (s)	203.36	184.43
		Speed (m/s)	10.56	13.07
		Stride length (m)	5.28	5.62
		Stride duration (s)	0.426	0.430
		Stride efficiency (%)	43.59	49.37
		Stride count	37.87	35.58

Disclaimer.

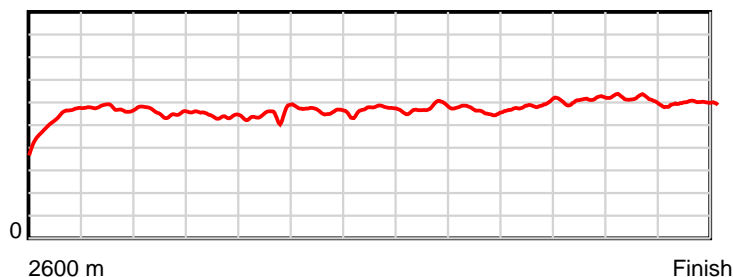
HRNZ and NZMTC and Thoroughbred Ratings Pty Ltd accepts no responsibility for the completeness or accuracy of any of the information contained herein, and makes no representations about its suitability for any particular purpose. Users should make their own judgements about those matters and/or seek independent advice. You assume all risks associated with use of the data provided on this page.

Race Results

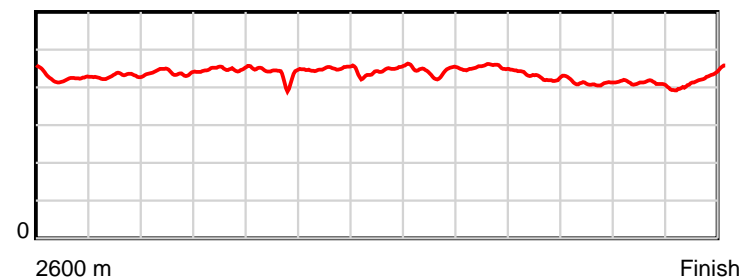
April 13, 2022, Race 5, ADVANCED JOINERY LTD HANDICAP PACE, Distance 2600m, Addington - Survey 3200m

Result	TAB no.	Horse (Barrier)	2200m to	2000m to	1800m to	1600m to	1400m to	1200m to	1000m to	800m to	600m to	400m to	200m to	Total or	Margin
10th	15	Radioactive Ja... (0)	2000m	1800m	1600m	1400m	1200m	1000m	800m	600m	400m	200m	WP	Average	
		Position in running (margin)	13(18.6)	13(14.8)	13(12.4)	13(13.7)	12(11.2)	11(9.2)	11(10.4)	12(13.0)	13(10.9)	11(8.4)	9(6.2)		12.10
		Sectional time (s)	16.14	16.42	16.16	16.25	15.64	15.80	16.48	14.52	13.72	13.69	14.31		
		Cumulative time (s)	169.13	152.99	136.57	120.41	104.16	88.52	72.72	56.24	41.72	28.00	14.31	3:23.36	
		Speed (m/s)	12.39	12.18	12.38	12.31	12.79	12.66	12.14	13.77	14.58	14.61	13.98	12.79	
		Stride length (m)	5.45	5.47	5.41	5.53	5.68	5.61	5.49	5.89	5.99	5.96	5.96	5.63	
		Stride duration (s)	0.440	0.449	0.437	0.449	0.444	0.443	0.452	0.428	0.411	0.408	0.427	0.441	
		Stride efficiency (%)	46.41	46.73	45.74	47.80	50.36	49.16	47.12	54.22	56.06	55.44	55.56	49.57	
		Stride count	36.70	36.57	36.97	36.16	35.23	35.66	36.42	33.95	33.39	33.58	33.54	461.62	

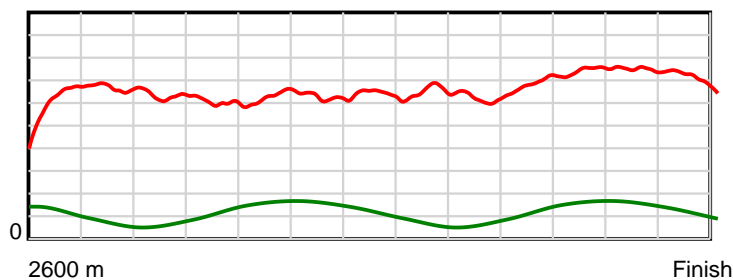
10 m Stride length



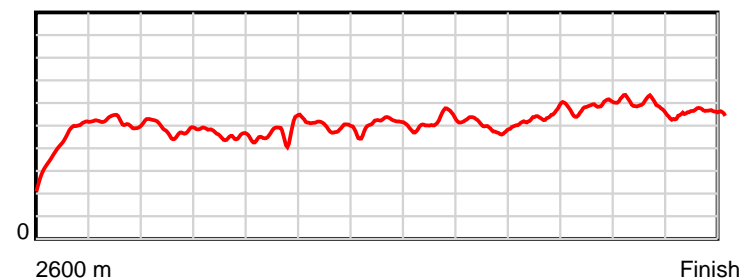
0.6 s Stride duration



20 m/sec Speed



100 % Stride efficiency



Note: Horizontal distance axis grid lines are 200m furlongs.

Disclaimer.

HRNZ and NZMTC and Thoroughbred Ratings Pty Ltd accepts no responsibility for the completeness or accuracy of any of the information contained herein, and makes no representations about its suitability for any particular purpose. Users should make their own judgements about those matters and/or seek independent advice. You assume all risks associated with use of the data provided on this page.



Race Results



April 13, 2022, Race 5, ADVANCED JOINERY LTD HANDICAP PACE, Distance 2600m, Addington - Survey 3200m

Result	TAB no.	Horse (Barrier)	2600 to	2400m to
11th	5	Full Of Desire (5)	2400m	2200m
		Position in running (margin)	-	11(15.8)
		Sectional time (s)	17.91	15.10
		Cumulative time (s)	203.44	185.53
		Speed (m/s)	11.17	13.25
		Stride length (m)	4.84	5.97
		Stride duration (s)	0.422	0.451
		Stride efficiency (%)	36.67	55.75
		Stride count	41.29	33.48

Disclaimer.

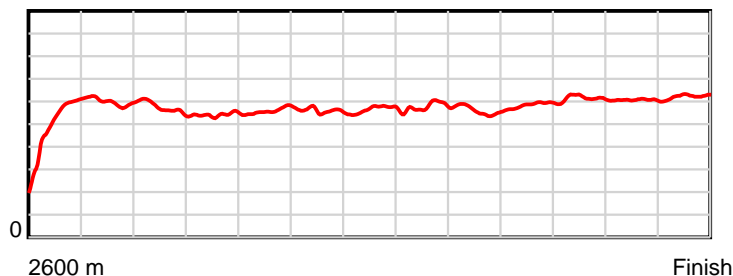
HRNZ and NZMTC and Thoroughbred Ratings Pty Ltd accepts no responsibility for the completeness or accuracy of any of the information contained herein, and makes no representations about its suitability for any particular purpose. Users should make their own judgements about those matters and/or seek independent advice. You assume all risks associated with use of the data provided on this page.

Race Results

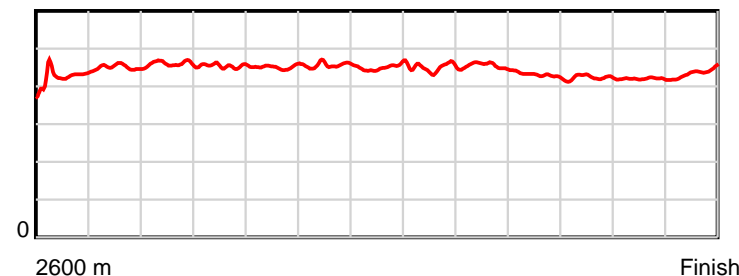
April 13, 2022, Race 5, ADVANCED JOINERY LTD HANDICAP PACE, Distance 2600m, Addington - Survey 3200m

Result	TAB no.	Horse (Barrier)	2200m to	2000m to	1800m to	1600m to	1400m to	1200m to	1000m to	800m to	600m to	400m to	200m to	Total or	Margin
11th	5	Full Of Desire (5)	2000m	1800m	1600m	1400m	1200m	1000m	800m	600m	400m	200m	WP	Average	
		Position in running (margin)	9(12.5)	8(8.1)	10(8.0)	10(10.6)	10(10.4)	12(10.5)	12(10.6)	11(10.6)	12(9.8)	12(9.2)	12(9.5)		12.60
		Sectional time (s)	16.03	16.82	16.37	16.63	15.98	15.63	16.04	14.75	14.03	14.10	14.05		
		Cumulative time (s)	170.43	154.40	137.58	121.21	104.58	88.60	72.97	56.93	42.18	28.15	14.05	3:23.44	
		Speed (m/s)	12.48	11.89	12.22	12.03	12.52	12.80	12.47	13.56	14.26	14.18	14.23	12.78	
		Stride length (m)	5.75	5.40	5.51	5.49	5.65	5.75	5.67	5.84	6.03	5.96	6.23	5.68	
		Stride duration (s)	0.461	0.454	0.451	0.456	0.451	0.450	0.455	0.431	0.423	0.420	0.438	0.444	
		Stride efficiency (%)	51.59	45.62	47.49	47.06	49.84	51.73	50.28	53.37	56.78	55.45	60.73	50.41	
		Stride count	34.81	37.01	36.28	36.44	35.41	34.76	35.26	34.22	33.18	33.57	32.08	457.79	

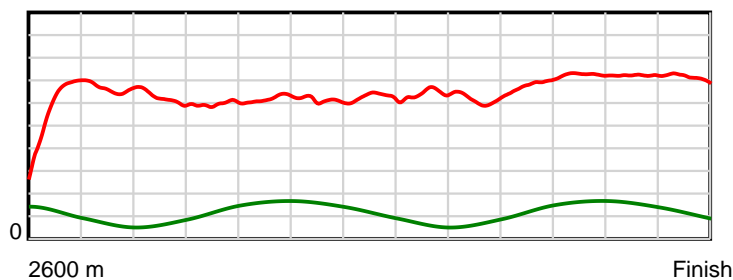
10 m Stride length



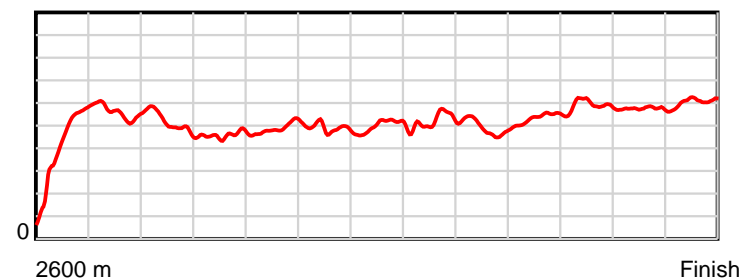
0.6 s Stride duration



20 m/sec Speed



100 % Stride efficiency



Note: Horizontal distance axis grid lines are 200m furlongs.

Disclaimer.

HRNZ and NZMTC and Thoroughbred Ratings Pty Ltd accepts no responsibility for the completeness or accuracy of any of the information contained herein, and makes no representations about its suitability for any particular purpose. Users should make their own judgements about those matters and/or seek independent advice. You assume all risks associated with use of the data provided on this page.



Race Results



April 13, 2022, Race 5, ADVANCED JOINERY LTD HANDICAP PACE, Distance 2600m, Addington - Survey 3200m

Result	TAB no.	Horse (Barrier)	2600 to	2400m to
12th	9	Pocket Call (9)	2400m	2200m
		Position in running (margin)	-	3(3.4)
		Sectional time (s)	15.79	15.90
		Cumulative time (s)	203.56	187.77
		Speed (m/s)	12.66	12.58
		Stride length (m)	5.85	5.97
		Stride duration (s)	0.455	0.474
		Stride efficiency (%)	53.48	55.64
		Stride count	34.19	33.52

Disclaimer.

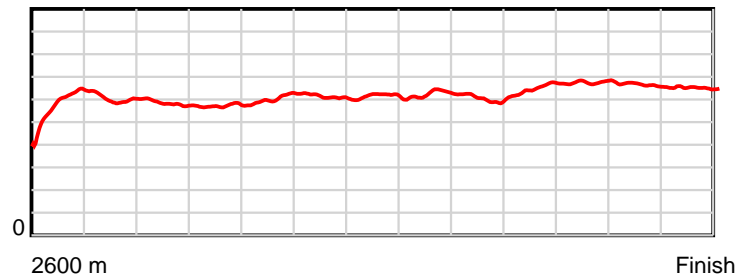
HRNZ and NZMTC and Thoroughbred Ratings Pty Ltd accepts no responsibility for the completeness or accuracy of any of the information contained herein, and makes no representations about its suitability for any particular purpose. Users should make their own judgements about those matters and/or seek independent advice. You assume all risks associated with use of the data provided on this page.

Race Results

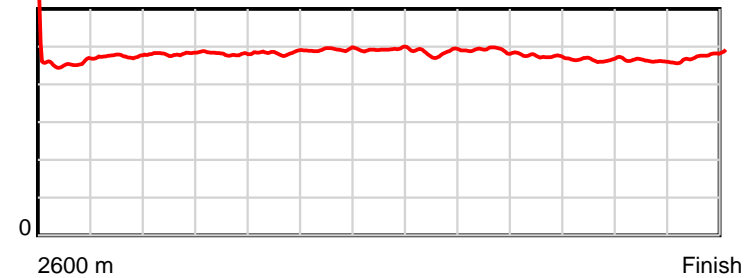
April 13, 2022, Race 5, ADVANCED JOINERY LTD HANDICAP PACE, Distance 2600m, Addington - Survey 3200m

Result	TAB no.	Horse (Barrier)	2200m to	2000m to	1800m to	1600m to	1400m to	1200m to	1000m to	800m to	600m to	400m to	200m to	Total or	Margin
12th	9	Pocket Call (9)	2000m	1800m	1600m	1400m	1200m	1000m	800m	600m	400m	200m	WP	Average	
		Position in running (margin)	4(4.9)	3(3.0)	5(2.6)	5(5.7)	4(4.3)	6(4.6)	6(4.7)	6(5.8)	6(4.4)	7(5.0)	10(6.7)		13.30
		Sectional time (s)	16.44	16.76	16.48	16.42	16.01	15.63	16.22	14.64	14.23	14.33	14.71		
		Cumulative time (s)	171.87	155.43	138.67	122.19	105.77	89.76	74.13	57.91	43.27	29.04	14.71	3:23.56	
		Speed (m/s)	12.17	11.93	12.14	12.18	12.49	12.80	12.33	13.66	14.05	13.96	13.60	12.77	
		Stride length (m)	5.85	5.74	5.88	5.99	6.15	6.21	6.05	6.48	6.55	6.44	6.48	6.11	
		Stride duration (s)	0.481	0.481	0.484	0.492	0.493	0.485	0.490	0.474	0.466	0.461	0.477	0.479	
		Stride efficiency (%)	53.52	51.47	54.04	56.13	59.18	60.24	57.16	65.60	66.96	64.80	65.71	58.43	
		Stride count	34.17	34.85	34.01	33.37	32.50	32.21	33.07	30.87	30.55	31.06	30.84	425.21	

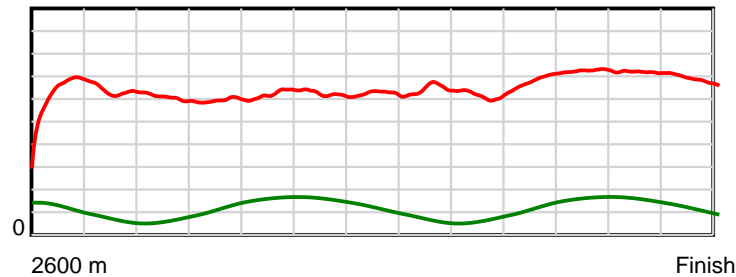
10 m Stride length



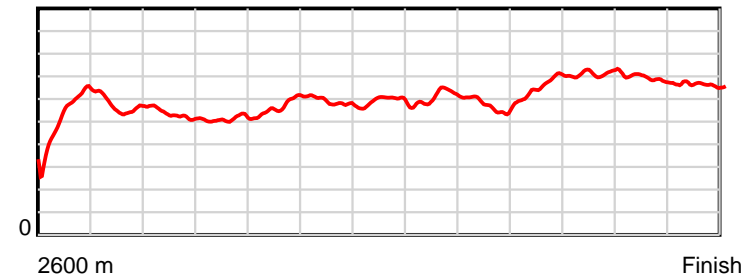
0.6 s Stride duration



20 m/sec Speed



100 % Stride efficiency



Note: Horizontal distance axis grid lines are 200m furlongs.

Disclaimer.

HRNZ and NZMTC and Thoroughbred Ratings Pty Ltd accepts no responsibility for the completeness or accuracy of any of the information contained herein, and makes no representations about its suitability for any particular purpose. Users should make their own judgements about those matters and/or seek independent advice. You assume all risks associated with use of the data provided on this page.



Race Results



April 13, 2022, Race 5, ADVANCED JOINERY LTD HANDICAP PACE, Distance 2600m, Addington - Survey 3200m

Result	TAB no.	Horse (Barrier)	2600 to	2400m to
13th	14	A Cracker Knig... (1)	2400m	2200m
		Position in running (margin)	-	12(18.8)
		Sectional time (s)	18.55	15.15
		Cumulative time (s)	206.71	188.16
		Speed (m/s)	10.78	13.20
		Stride length (m)	5.14	5.45
		Stride duration (s)	0.412	0.413
		Stride efficiency (%)	41.33	46.45
		Stride count	38.89	36.68

Disclaimer.

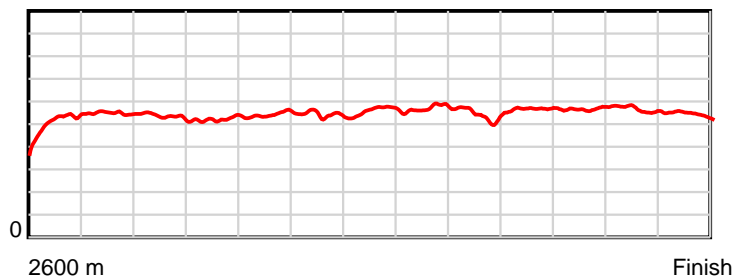
HRNZ and NZMTC and Thoroughbred Ratings Pty Ltd accepts no responsibility for the completeness or accuracy of any of the information contained herein, and makes no representations about its suitability for any particular purpose. Users should make their own judgements about those matters and/or seek independent advice. You assume all risks associated with use of the data provided on this page.

Race Results

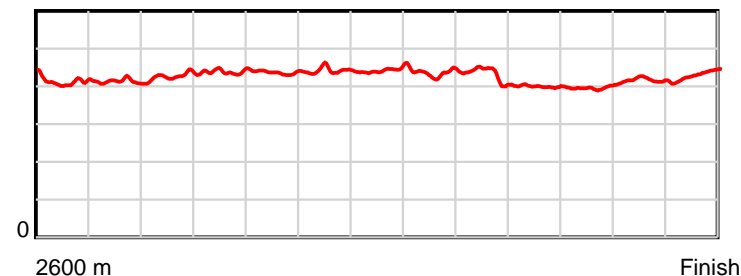
April 13, 2022, Race 5, ADVANCED JOINERY LTD HANDICAP PACE, Distance 2600m, Addington - Survey 3200m

Result	TAB no.	Horse (Barrier)	2200m to	2000m to	1800m to	1600m to	1400m to	1200m to	1000m to	800m to	600m to	400m to	200m to	Total or	Margin
13th	14	A Cracker Knig... (1)	2000m	1800m	1600m	1400m	1200m	1000m	800m	600m	400m	200m	WP	Average	
		Position in running (margin)	12(15.8)	12(11.0)	12(11.4)	12(13.3)	13(11.3)	13(11.7)	13(12.5)	13(14.4)	11(9.3)	13(11.4)	13(16.3)		30.80
		Sectional time (s)	15.97	16.89	16.27	16.32	16.03	15.74	16.35	14.04	14.47	14.86	16.07		
		Cumulative time (s)	173.01	157.04	140.15	123.88	107.56	91.53	75.79	59.44	45.40	30.93	16.07	3:26.71	
		Speed (m/s)	12.52	11.84	12.29	12.25	12.48	12.71	12.23	14.25	13.82	13.46	12.45	12.58	
		Stride length (m)	5.34	5.19	5.37	5.42	5.53	5.54	5.26	5.69	5.48	5.60	5.39	5.41	
		Stride duration (s)	0.426	0.439	0.437	0.442	0.443	0.436	0.430	0.399	0.397	0.416	0.433	0.430	
		Stride efficiency (%)	44.58	42.14	45.06	45.87	47.76	48.00	43.20	50.57	46.96	49.02	45.41	45.76	
		Stride count	37.45	38.51	37.24	36.91	36.18	36.09	38.04	35.16	36.48	35.71	37.10	480.44	

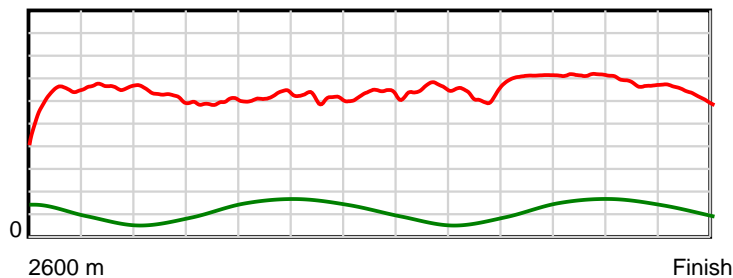
10 m Stride length



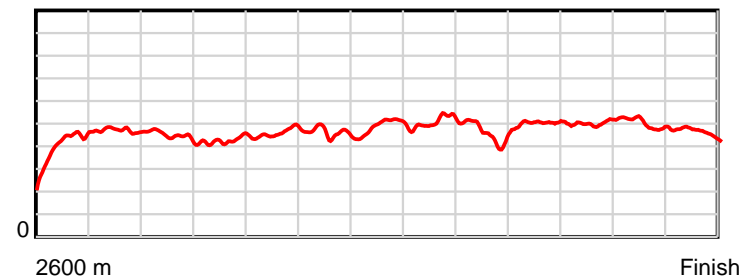
0.6 s Stride duration



20 m/sec Speed



100 % Stride efficiency



Note: Horizontal distance axis grid lines are 200m furlongs.

Disclaimer.

HRNZ and NZMTC and Thoroughbred Ratings Pty Ltd accepts no responsibility for the completeness or accuracy of any of the information contained herein, and makes no representations about its suitability for any particular purpose. Users should make their own judgements about those matters and/or seek independent advice. You assume all risks associated with use of the data provided on this page.