



## Race Results

NZ Metropolitan Trotting Club Inc, HRNZ, April 21, 2022

Compilation date: April 21, 2022, 6:38:05 PM (NZST)

Copyright © 2022 HRNZ and NZMTC. All rights reserved.

### Trademarks.

StrideMASTER is a registered trademark of Thoroughbred Ratings Pty Ltd.

### Disclaimer.

HRNZ and NZMTC and Thoroughbred Ratings Pty Ltd accepts no responsibility for the completeness or accuracy of any of the information contained herein, and makes no representations about its suitability for any particular purpose. Users should make their own judgements about those matters and/or seek independent advice. You assume all risks associated with use of the data provided on this page.



# Race Results



April 21, 2022, Race 3, HOTEL MONTREAL MOBILE PACE, Distance 2600m, Addington - Survey 3200m

| Result | TAB no. | Horse (Barrier)              | 2600 to      | 2400m to     |
|--------|---------|------------------------------|--------------|--------------|
| 1st    | 6       | <b>U R The One (5)</b>       | <b>2400m</b> | <b>2200m</b> |
|        |         | Position in running (margin) | -            | 3(2.3)       |
|        |         | Sectional time (s)           | 13.54        | 15.11        |
|        |         | Cumulative time (s)          | 195.48       | 181.94       |
|        |         | Speed (m/s)                  | 14.77        | 13.24        |
|        |         | Stride length (m)            | 6.17         | 5.90         |
|        |         | Stride duration (s)          | 0.416        | 0.446        |
|        |         | Stride efficiency (%)        | 59.41        | 54.35        |
|        |         | Stride count                 | 32.44        | 33.91        |

#### Disclaimer.

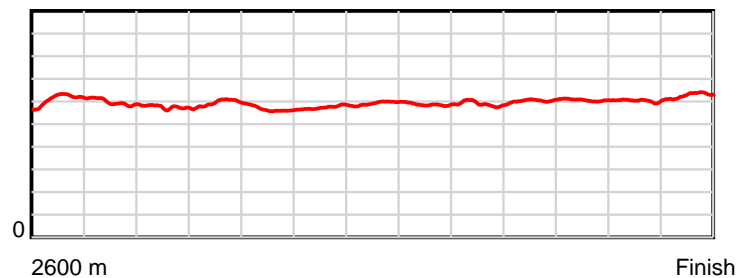
HRNZ and NZMTC and Thoroughbred Ratings Pty Ltd accepts no responsibility for the completeness or accuracy of any of the information contained herein, and makes no representations about its suitability for any particular purpose. Users should make their own judgements about those matters and/or seek independent advice. You assume all risks associated with use of the data provided on this page.

# Race Results

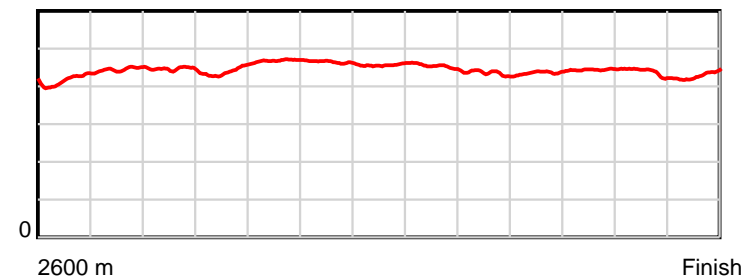
April 21, 2022, Race 3, HOTEL MONTREAL MOBILE PACE, Distance 2600m, Addington - Survey 3200m

| Result | TAB no. | Horse (Barrier)              | 2200m to | 2000m to | 1800m to | 1600m to | 1400m to | 1200m to | 1000m to | 800m to | 600m to | 400m to | 200m to | Total or | Margin |
|--------|---------|------------------------------|----------|----------|----------|----------|----------|----------|----------|---------|---------|---------|---------|----------|--------|
| 1st    | 6       | U R The One (5)              | 2000m    | 1800m    | 1600m    | 1400m    | 1200m    | 1000m    | 800m     | 600m    | 400m    | 200m    | WP      | Average  |        |
|        |         | Position in running (margin) | 3(4.0)   | 3(2.0)   | 1(0.0)   | 1(0.0)   | 1(0.0)   | 1(0.0)   | 1(0.0)   | 1(0.0)  | 2(0.1)  | 2(0.3)  | 1(0.0)  |          | 0.00   |
|        |         | Sectional time (s)           | 16.05    | 14.83    | 16.71    | 15.87    | 15.45    | 15.52    | 15.11    | 14.51   | 14.88   | 14.20   | 13.70   |          |        |
|        |         | Cumulative time (s)          | 166.83   | 150.78   | 135.95   | 119.24   | 103.37   | 87.92    | 72.40    | 57.29   | 42.78   | 27.90   | 13.70   | 3:15.48  |        |
|        |         | Speed (m/s)                  | 12.46    | 13.49    | 11.97    | 12.60    | 12.94    | 12.89    | 13.24    | 13.78   | 13.44   | 14.08   | 14.60   | 13.30    |        |
|        |         | Stride length (m)            | 5.55     | 5.94     | 5.61     | 5.85     | 5.91     | 5.84     | 5.75     | 6.02    | 5.97    | 6.16    | 6.28    | 5.91     |        |
|        |         | Stride duration (s)          | 0.445    | 0.440    | 0.469    | 0.464    | 0.456    | 0.454    | 0.435    | 0.436   | 0.444   | 0.437   | 0.430   | 0.444    |        |
|        |         | Stride efficiency (%)        | 48.12    | 55.16    | 49.18    | 53.47    | 54.56    | 53.37    | 51.69    | 56.55   | 55.68   | 59.31   | 61.54   | 54.61    |        |
|        |         | Stride count                 | 36.04    | 33.66    | 35.65    | 34.19    | 33.85    | 34.22    | 34.77    | 33.25   | 33.50   | 32.46   | 31.87   | 439.81   |        |

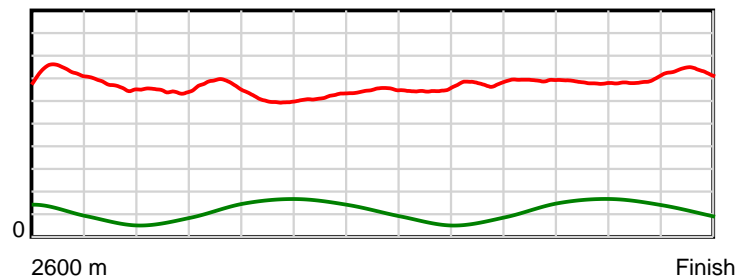
10 m Stride length



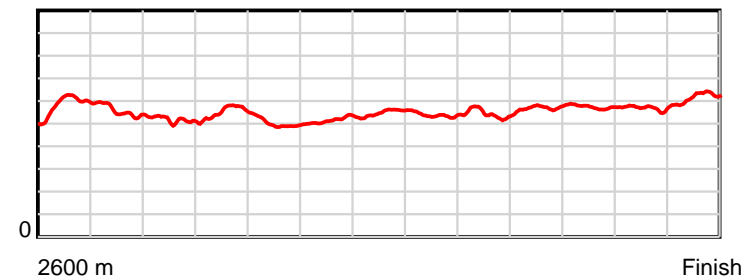
0.6 s Stride duration



20 m/sec Speed



100 % Stride efficiency



Note: Horizontal distance axis grid lines are 200m furlongs.

**Disclaimer.**

HRNZ and NZMTC and Thoroughbred Ratings Pty Ltd accepts no responsibility for the completeness or accuracy of any of the information contained herein, and makes no representations about its suitability for any particular purpose. Users should make their own judgements about those matters and/or seek independent advice. You assume all risks associated with use of the data provided on this page.



# Race Results



April 21, 2022, Race 3, HOTEL MONTREAL MOBILE PACE, Distance 2600m, Addington - Survey 3200m

| Result | TAB no. | Horse (Barrier)              | 2600 to      | 2400m to     |
|--------|---------|------------------------------|--------------|--------------|
| 2nd    | 5       | <b>Magical Miles (4)</b>     | <b>2400m</b> | <b>2200m</b> |
|        |         | Position in running (margin) | -            | 2(0.9)       |
|        |         | Sectional time (s)           | 13.37        | 14.85        |
|        |         | Cumulative time (s)          | 195.56       | 182.19       |
|        |         | Speed (m/s)                  | 14.96        | 13.47        |
|        |         | Stride length (m)            | 5.80         | 5.61         |
|        |         | Stride duration (s)          | 0.385        | 0.417        |
|        |         | Stride efficiency (%)        | 52.66        | 49.17        |
|        |         | Stride count                 | 34.45        | 35.65        |

#### Disclaimer.

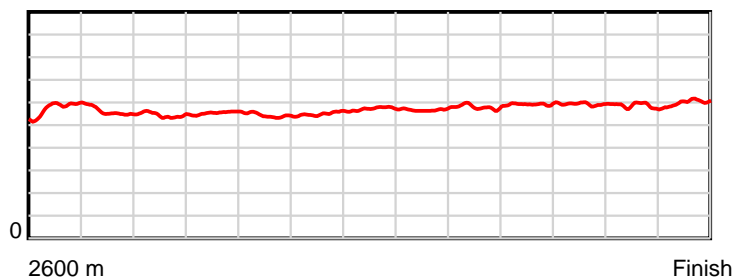
HRNZ and NZMTC and Thoroughbred Ratings Pty Ltd accepts no responsibility for the completeness or accuracy of any of the information contained herein, and makes no representations about its suitability for any particular purpose. Users should make their own judgements about those matters and/or seek independent advice. You assume all risks associated with use of the data provided on this page.

# Race Results

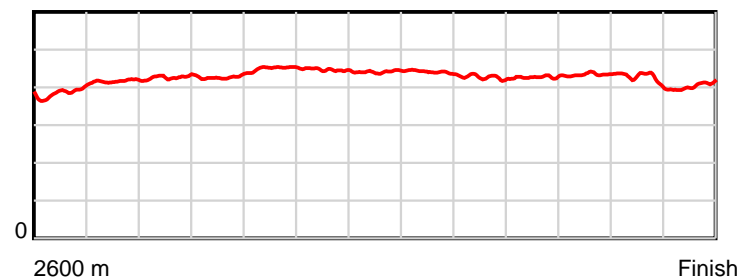
April 21, 2022, Race 3, HOTEL MONTREAL MOBILE PACE, Distance 2600m, Addington - Survey 3200m

| Result | TAB no. | Horse (Barrier)              | 2200m to | 2000m to | 1800m to | 1600m to | 1400m to | 1200m to | 1000m to | 800m to | 600m to | 400m to | 200m to | Total or | Margin |
|--------|---------|------------------------------|----------|----------|----------|----------|----------|----------|----------|---------|---------|---------|---------|----------|--------|
| 2nd    | 5       | Magical Miles (4)            | 2000m    | 1800m    | 1600m    | 1400m    | 1200m    | 1000m    | 800m     | 600m    | 400m    | 200m    | WP      | Average  |        |
|        |         | Position in running (margin) | 2(1.0)   | 1(0.0)   | 2(1.8)   | 2(2.0)   | 2(1.6)   | 2(1.6)   | 2(0.9)   | 3(1.4)  | 3(1.3)  | 3(1.3)  | 2(1.4)  |          | 0.50   |
|        |         | Sectional time (s)           | 16.20    | 15.47    | 16.74    | 15.81    | 15.45    | 15.40    | 15.19    | 14.47   | 14.86   | 14.25   | 13.50   |          |        |
|        |         | Cumulative time (s)          | 167.34   | 151.14   | 135.67   | 118.93   | 103.12   | 87.67    | 72.27    | 57.08   | 42.61   | 27.75   | 13.50   | 3:15.56  |        |
|        |         | Speed (m/s)                  | 12.35    | 12.93    | 11.95    | 12.65    | 12.94    | 12.99    | 13.17    | 13.82   | 13.46   | 14.04   | 14.81   | 13.30    |        |
|        |         | Stride length (m)            | 5.27     | 5.52     | 5.39     | 5.65     | 5.71     | 5.73     | 5.62     | 5.90    | 5.84    | 5.96    | 6.00    | 5.68     |        |
|        |         | Stride duration (s)          | 0.427    | 0.427    | 0.451    | 0.446    | 0.441    | 0.441    | 0.427    | 0.427   | 0.434   | 0.424   | 0.405   | 0.428    |        |
|        |         | Stride efficiency (%)        | 43.34    | 47.67    | 45.32    | 49.84    | 50.98    | 51.22    | 49.30    | 54.48   | 53.35   | 55.42   | 56.22   | 50.49    |        |
|        |         | Stride count                 | 37.98    | 36.21    | 37.14    | 35.41    | 35.02    | 34.93    | 35.61    | 33.87   | 34.23   | 33.58   | 33.34   | 457.42   |        |

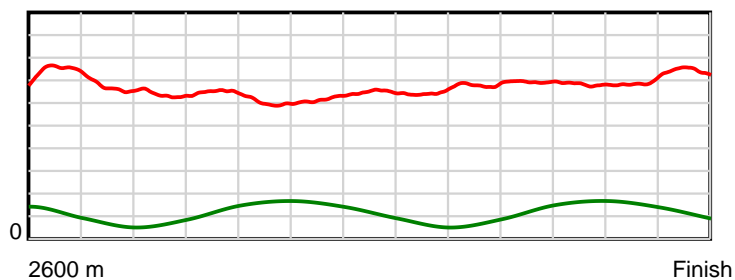
10 m Stride length



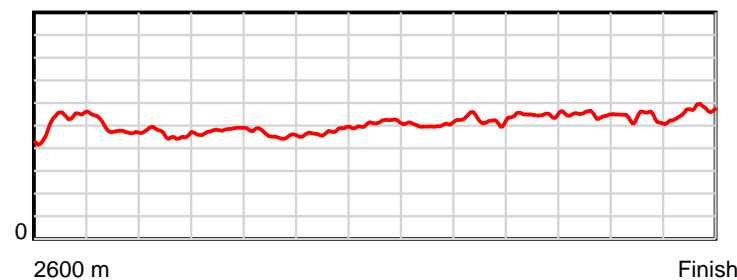
0.6 s Stride duration



20 m/sec Speed



100 % Stride efficiency



Note: Horizontal distance axis grid lines are 200m furlongs.

**Disclaimer.**

HRNZ and NZMTC and Thoroughbred Ratings Pty Ltd accepts no responsibility for the completeness or accuracy of any of the information contained herein, and makes no representations about its suitability for any particular purpose. Users should make their own judgements about those matters and/or seek independent advice. You assume all risks associated with use of the data provided on this page.



# Race Results



April 21, 2022, Race 3, HOTEL MONTREAL MOBILE PACE, Distance 2600m, Addington - Survey 3200m

| Result | TAB no. | Horse (Barrier)              | 2600 to      | 2400m to     |
|--------|---------|------------------------------|--------------|--------------|
| 3rd    | 3       | <b>Mossdale May (2)</b>      | <b>2400m</b> | <b>2200m</b> |
|        |         | Position in running (margin) | -            | 1(0.0)       |
|        |         | Sectional time (s)           | 13.37        | 14.84        |
|        |         | Cumulative time (s)          | 196.07       | 182.70       |
|        |         | Speed (m/s)                  | 14.96        | 13.48        |
|        |         | Stride length (m)            | 5.92         | 5.74         |
|        |         | Stride duration (s)          | 0.389        | 0.426        |
|        |         | Stride efficiency (%)        | 54.68        | 51.54        |
|        |         | Stride count                 | 33.81        | 34.82        |

#### Disclaimer.

HRNZ and NZMTC and Thoroughbred Ratings Pty Ltd accepts no responsibility for the completeness or accuracy of any of the information contained herein, and makes no representations about its suitability for any particular purpose. Users should make their own judgements about those matters and/or seek independent advice. You assume all risks associated with use of the data provided on this page.

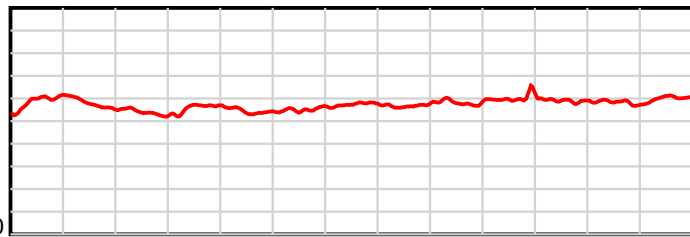
# Race Results

April 21, 2022, Race 3, HOTEL MONTREAL MOBILE PACE, Distance 2600m, Addington - Survey 3200m

| Result | TAB no. | Horse (Barrier)              | 2200m to     | 2000m to     | 1800m to     | 1600m to     | 1400m to     | 1200m to     | 1000m to    | 800m to     | 600m to     | 400m to     | 200m to   | Total or       | Margin |
|--------|---------|------------------------------|--------------|--------------|--------------|--------------|--------------|--------------|-------------|-------------|-------------|-------------|-----------|----------------|--------|
| 3rd    | 3       | <b>Mossdale May (2)</b>      | <b>2000m</b> | <b>1800m</b> | <b>1600m</b> | <b>1400m</b> | <b>1200m</b> | <b>1000m</b> | <b>800m</b> | <b>600m</b> | <b>400m</b> | <b>200m</b> | <b>WP</b> | <b>Average</b> |        |
|        |         | Position in running (margin) | 1(0.0)       | 2(1.9)       | 3(3.6)       | 3(4.2)       | 3(3.4)       | 4(3.0)       | 4(2.8)      | 5(3.1)      | 5(3.0)      | 5(3.2)      | 4(2.8)    |                | 3.30   |
|        |         | Sectional time (s)           | 16.68        | 15.45        | 16.81        | 15.74        | 15.37        | 15.50        | 15.16       | 14.48       | 14.88       | 14.19       | 13.60     |                |        |
|        |         | Cumulative time (s)          | 167.86       | 151.18       | 135.73       | 118.92       | 103.18       | 87.81        | 72.31       | 57.15       | 42.67       | 27.79       | 13.60     | 3:16.07        |        |
|        |         | Speed (m/s)                  | 11.99        | 12.94        | 11.90        | 12.71        | 13.01        | 12.90        | 13.19       | 13.81       | 13.44       | 14.09       | 14.71     | 13.26          |        |
|        |         | Stride length (m)            | 5.22         | 5.57         | 5.34         | 5.65         | 5.74         | 5.68         | 5.65        | 5.99        | 5.82        | 5.98        | 6.08      | 5.71           |        |
|        |         | Stride duration (s)          | 0.435        | 0.430        | 0.449        | 0.445        | 0.441        | 0.440        | 0.428       | 0.433       | 0.433       | 0.424       | 0.414     | 0.431          |        |
|        |         | Stride efficiency (%)        | 42.54        | 48.47        | 44.52        | 49.86        | 51.44        | 50.38        | 49.92       | 56.02       | 52.86       | 55.90       | 57.85     | 50.95          |        |
|        |         | Stride count                 | 38.33        | 35.91        | 37.47        | 35.41        | 34.86        | 35.22        | 35.39       | 33.40       | 34.39       | 33.44       | 32.87     | 455.32         |        |

10 m

Stride length

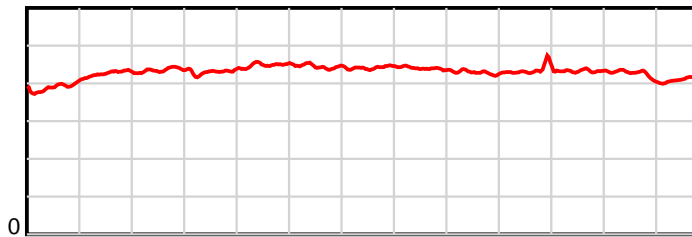


2600 m

Finish

0.6 s

Stride duration

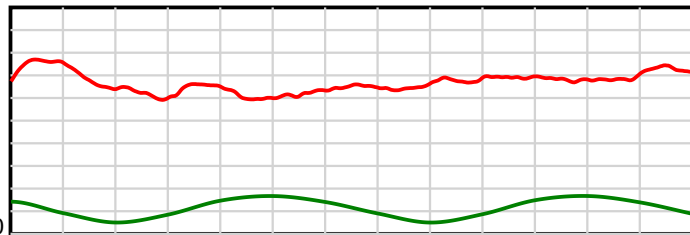


2600 m

Finish

20 m/sec

Speed

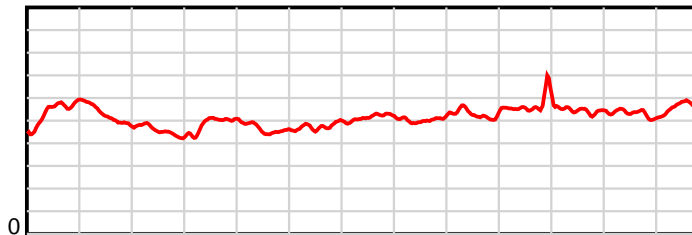


2600 m

Finish

100 %

Stride efficiency



2600 m

Finish

Note: Horizontal distance axis grid lines are 200m furlongs.

**Disclaimer.**

HRNZ and NZMTC and Thoroughbred Ratings Pty Ltd accepts no responsibility for the completeness or accuracy of any of the information contained herein, and makes no representations about its suitability for any particular purpose. Users should make their own judgements about those matters and/or seek independent advice. You assume all risks associated with use of the data provided on this page.



# Race Results



April 21, 2022, Race 3, HOTEL MONTREAL MOBILE PACE, Distance 2600m, Addington - Survey 3200m

| Result | TAB no. | Horse (Barrier)              | 2600 to      | 2400m to     |
|--------|---------|------------------------------|--------------|--------------|
| 4th    | 9       | <b>Violet Knight (0)</b>     | <b>2400m</b> | <b>2200m</b> |
|        |         | Position in running (margin) | -            | 7(13.9)      |
|        |         | Sectional time (s)           | 15.37        | 15.41        |
|        |         | Cumulative time (s)          | 196.13       | 180.76       |
|        |         | Speed (m/s)                  | 13.01        | 12.98        |
|        |         | Stride length (m)            | 6.09         | 6.00         |
|        |         | Stride duration (s)          | 0.451        | 0.462        |
|        |         | Stride efficiency (%)        | 57.90        | 56.25        |
|        |         | Stride count                 | 32.86        | 33.34        |

#### Disclaimer.

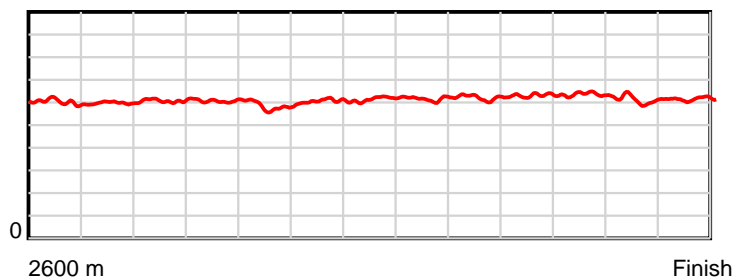
HRNZ and NZMTC and Thoroughbred Ratings Pty Ltd accepts no responsibility for the completeness or accuracy of any of the information contained herein, and makes no representations about its suitability for any particular purpose. Users should make their own judgements about those matters and/or seek independent advice. You assume all risks associated with use of the data provided on this page.

# Race Results

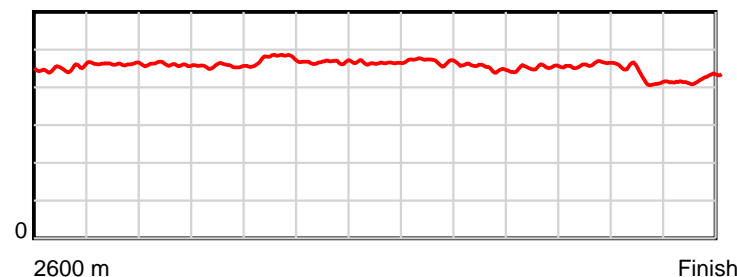
April 21, 2022, Race 3, HOTEL MONTREAL MOBILE PACE, Distance 2600m, Addington - Survey 3200m

| Result | TAB no. | Horse (Barrier)              | 2200m to | 2000m to | 1800m to | 1600m to | 1400m to | 1200m to | 1000m to | 800m to | 600m to | 400m to | 200m to | Total or | Margin |
|--------|---------|------------------------------|----------|----------|----------|----------|----------|----------|----------|---------|---------|---------|---------|----------|--------|
| 4th    | 9       | Violet Knight (0)            | 2000m    | 1800m    | 1600m    | 1400m    | 1200m    | 1000m    | 800m     | 600m    | 400m    | 200m    | WP      | Average  |        |
|        |         | Position in running (margin) | 7(17.3)  | 7(13.3)  | 7(12.4)  | 7(11.1)  | 7(8.3)   | 7(5.8)   | 7(5.3)   | 6(4.1)  | 6(3.6)  | 6(3.5)  | 6(4.0)  |          | 3.60   |
|        |         | Sectional time (s)           | 15.71    | 15.01    | 16.50    | 15.40    | 15.02    | 15.45    | 14.90    | 14.41   | 14.83   | 14.34   | 13.78   |          |        |
|        |         | Cumulative time (s)          | 165.35   | 149.64   | 134.63   | 118.13   | 102.73   | 87.71    | 72.26    | 57.36   | 42.95   | 28.12   | 13.78   | 3:16.13  |        |
|        |         | Speed (m/s)                  | 12.73    | 13.32    | 12.12    | 12.99    | 13.32    | 12.94    | 13.42    | 13.88   | 13.49   | 13.95   | 14.51   | 13.26    |        |
|        |         | Stride length (m)            | 5.86     | 6.08     | 5.77     | 6.06     | 6.19     | 6.07     | 6.06     | 6.29    | 6.22    | 5.96    | 6.15    | 6.06     |        |
|        |         | Stride duration (s)          | 0.460    | 0.456    | 0.476    | 0.467    | 0.465    | 0.469    | 0.451    | 0.454   | 0.461   | 0.427   | 0.424   | 0.457    |        |
|        |         | Stride efficiency (%)        | 53.58    | 57.76    | 52.05    | 57.37    | 59.81    | 57.57    | 57.30    | 61.91   | 60.37   | 55.46   | 59.03   | 57.32    |        |
|        |         | Stride count                 | 34.16    | 32.90    | 34.65    | 33.01    | 32.33    | 32.95    | 33.03    | 31.77   | 32.18   | 33.57   | 32.54   | 429.29   |        |

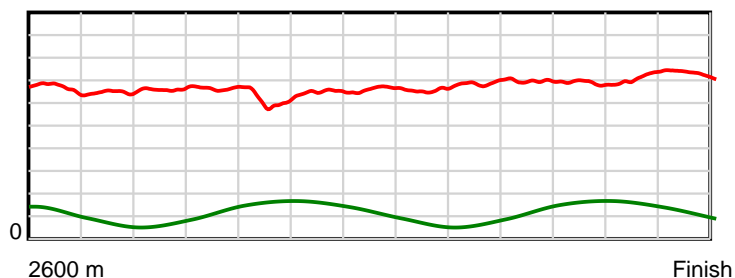
10 m Stride length



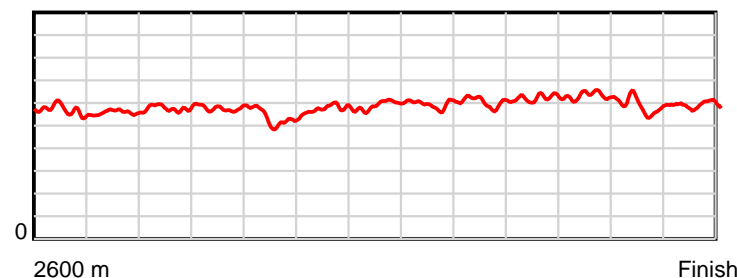
0.6 s Stride duration



20 m/sec Speed



100 % Stride efficiency



Note: Horizontal distance axis grid lines are 200m furlongs.

## Disclaimer.

HRNZ and NZMTC and Thoroughbred Ratings Pty Ltd accepts no responsibility for the completeness or accuracy of any of the information contained herein, and makes no representations about its suitability for any particular purpose. Users should make their own judgements about those matters and/or seek independent advice. You assume all risks associated with use of the data provided on this page.



# Race Results



April 21, 2022, Race 3, HOTEL MONTREAL MOBILE PACE, Distance 2600m, Addington - Survey 3200m

| Result | TAB no. | Horse (Barrier)              | 2600 to | 2400m to |
|--------|---------|------------------------------|---------|----------|
| 5th    | 8       | Rock'n Kiwi (7)              | 2400m   | 2200m    |
|        |         | Position in running (margin) | -       | 6(10.6)  |
|        |         | Sectional time (s)           | 14.92   | 15.13    |
|        |         | Cumulative time (s)          | 196.19  | 181.27   |
|        |         | Speed (m/s)                  | 13.40   | 13.22    |
|        |         | Stride length (m)            | 6.33    | 6.15     |
|        |         | Stride duration (s)          | 0.465   | 0.466    |
|        |         | Stride efficiency (%)        | 62.53   | 59.18    |
|        |         | Stride count                 | 31.62   | 32.50    |

#### Disclaimer.

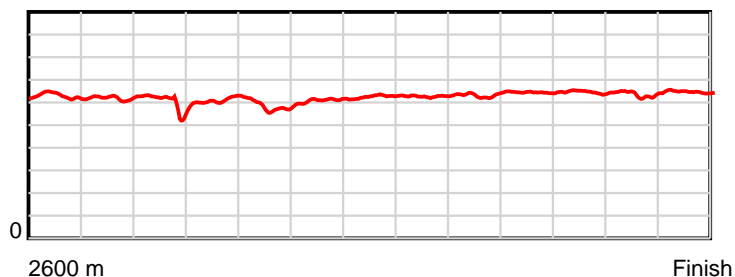
HRNZ and NZMTC and Thoroughbred Ratings Pty Ltd accepts no responsibility for the completeness or accuracy of any of the information contained herein, and makes no representations about its suitability for any particular purpose. Users should make their own judgements about those matters and/or seek independent advice. You assume all risks associated with use of the data provided on this page.

# Race Results

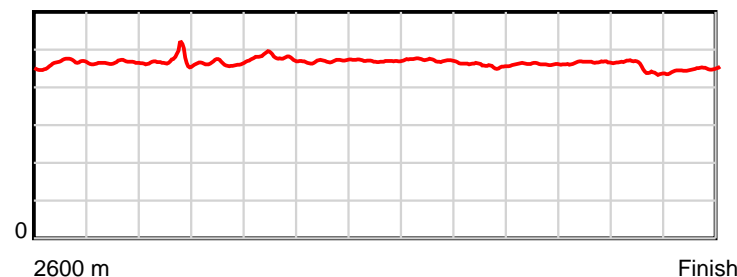
April 21, 2022, Race 3, HOTEL MONTREAL MOBILE PACE, Distance 2600m, Addington - Survey 3200m

| Result | TAB no. | Horse (Barrier)              | 2200m to | 2000m to | 1800m to | 1600m to | 1400m to | 1200m to | 1000m to | 800m to | 600m to | 400m to | 200m to | Total or | Margin |
|--------|---------|------------------------------|----------|----------|----------|----------|----------|----------|----------|---------|---------|---------|---------|----------|--------|
| 5th    | 8       | Rock'n Kiwi (7)              | 2000m    | 1800m    | 1600m    | 1400m    | 1200m    | 1000m    | 800m     | 600m    | 400m    | 200m    | WP      | Average  |        |
|        |         | Position in running (margin) | 6(12.4)  | 6(9.9)   | 6(9.8)   | 6(9.3)   | 6(7.0)   | 5(4.6)   | 5(3.3)   | 4(2.6)  | 4(2.0)  | 4(2.1)  | 3(2.4)  |          | 3.90   |
|        |         | Sectional time (s)           | 15.96    | 15.15    | 16.62    | 15.49    | 15.05    | 15.32    | 14.98    | 14.39   | 14.87   | 14.29   | 14.02   |          |        |
|        |         | Cumulative time (s)          | 166.14   | 150.18   | 135.03   | 118.41   | 102.92   | 87.87    | 72.55    | 57.57   | 43.18   | 28.31   | 14.02   | 3:16.19  |        |
|        |         | Speed (m/s)                  | 12.53    | 13.20    | 12.03    | 12.91    | 13.29    | 13.05    | 13.35    | 13.90   | 13.45   | 14.00   | 14.27   | 13.25    |        |
|        |         | Stride length (m)            | 5.86     | 6.12     | 5.77     | 6.06     | 6.25     | 6.16     | 6.11     | 6.42    | 6.26    | 6.29    | 6.41    | 6.16     |        |
|        |         | Stride duration (s)          | 0.468    | 0.464    | 0.480    | 0.470    | 0.470    | 0.472    | 0.458    | 0.462   | 0.466   | 0.450   | 0.449   | 0.465    |        |
|        |         | Stride efficiency (%)        | 53.69    | 58.59    | 52.10    | 57.46    | 61.04    | 59.23    | 58.37    | 64.44   | 61.26   | 61.83   | 64.20   | 59.37    |        |
|        |         | Stride count                 | 34.12    | 32.66    | 34.64    | 32.98    | 32.00    | 32.49    | 32.72    | 31.15   | 31.94   | 31.79   | 31.20   | 421.81   |        |

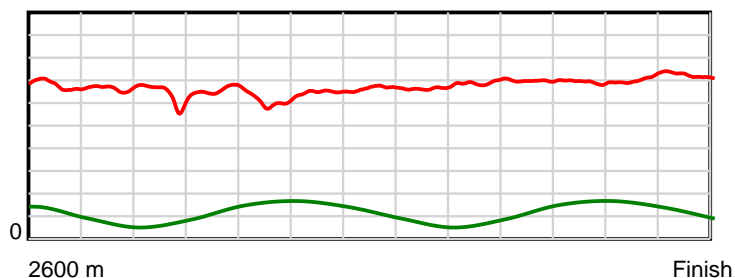
10 m Stride length



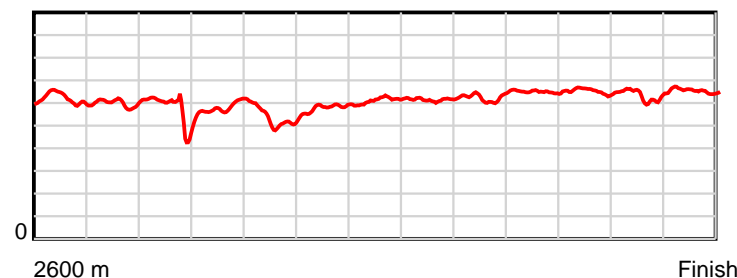
0.6 s Stride duration



20 m/sec Speed



100 % Stride efficiency



Note: Horizontal distance axis grid lines are 200m furlongs.

## Disclaimer.

HRNZ and NZMTC and Thoroughbred Ratings Pty Ltd accepts no responsibility for the completeness or accuracy of any of the information contained herein, and makes no representations about its suitability for any particular purpose. Users should make their own judgements about those matters and/or seek independent advice. You assume all risks associated with use of the data provided on this page.



# Race Results



April 21, 2022, Race 3, HOTEL MONTREAL MOBILE PACE, Distance 2600m, Addington - Survey 3200m

| Result | TAB no. | Horse (Barrier)              | 2600 to      | 2400m to     |
|--------|---------|------------------------------|--------------|--------------|
| 6th    | 7       | <b>All Too Well (6)</b>      | <b>2400m</b> | <b>2200m</b> |
|        |         | Position in running (margin) | -            | 5(8.1)       |
|        |         | Sectional time (s)           | 14.42        | 14.89        |
|        |         | Cumulative time (s)          | 196.74       | 182.32       |
|        |         | Speed (m/s)                  | 13.87        | 13.43        |
|        |         | Stride length (m)            | 6.36         | 6.30         |
|        |         | Stride duration (s)          | 0.458        | 0.469        |
|        |         | Stride efficiency (%)        | 63.18        | 62.02        |
|        |         | Stride count                 | 31.45        | 31.75        |

#### Disclaimer.

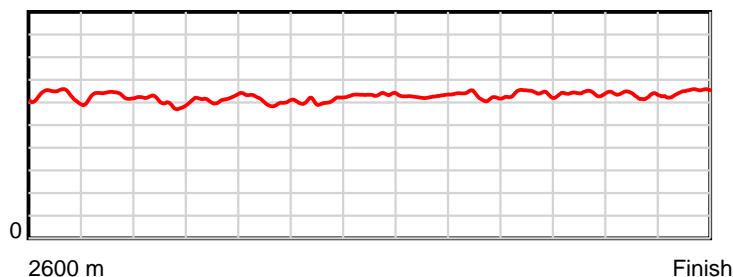
HRNZ and NZMTC and Thoroughbred Ratings Pty Ltd accepts no responsibility for the completeness or accuracy of any of the information contained herein, and makes no representations about its suitability for any particular purpose. Users should make their own judgements about those matters and/or seek independent advice. You assume all risks associated with use of the data provided on this page.

# Race Results

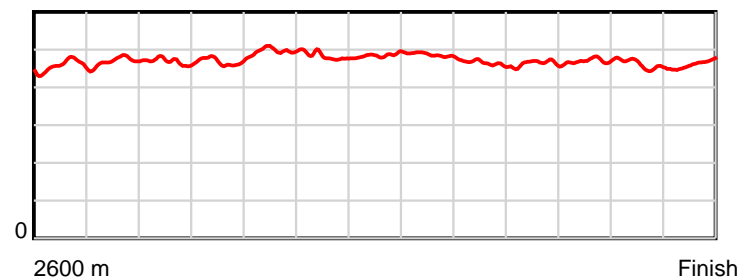
April 21, 2022, Race 3, HOTEL MONTREAL MOBILE PACE, Distance 2600m, Addington - Survey 3200m

| Result | TAB no. | Horse (Barrier)              | 2200m to | 2000m to | 1800m to | 1600m to | 1400m to | 1200m to | 1000m to | 800m to | 600m to | 400m to | 200m to | Total or | Margin |
|--------|---------|------------------------------|----------|----------|----------|----------|----------|----------|----------|---------|---------|---------|---------|----------|--------|
| 6th    | 7       | All Too Well (6)             | 2000m    | 1800m    | 1600m    | 1400m    | 1200m    | 1000m    | 800m     | 600m    | 400m    | 200m    | WP      | Average  |        |
|        |         | Position in running (margin) | 5(8.5)   | 5(7.6)   | 5(7.8)   | 5(7.7)   | 5(6.1)   | 6(5.4)   | 6(4.8)   | 7(5.4)  | 7(5.0)  | 7(5.1)  | 7(4.8)  |          | 7.00   |
|        |         | Sectional time (s)           | 16.24    | 15.19    | 16.69    | 15.60    | 15.33    | 15.43    | 15.21    | 14.43   | 14.86   | 14.21   | 14.24   |          |        |
|        |         | Cumulative time (s)          | 167.43   | 151.19   | 136.00   | 119.31   | 103.71   | 88.38    | 72.95    | 57.74   | 43.31   | 28.45   | 14.24   | 3:16.74  |        |
|        |         | Speed (m/s)                  | 12.32    | 13.17    | 11.98    | 12.82    | 13.05    | 12.96    | 13.15    | 13.86   | 13.46   | 14.07   | 14.04   | 13.22    |        |
|        |         | Stride length (m)            | 5.77     | 6.18     | 5.96     | 6.18     | 6.33     | 6.30     | 6.10     | 6.42    | 6.35    | 6.46    | 6.50    | 6.24     |        |
|        |         | Stride duration (s)          | 0.468    | 0.469    | 0.497    | 0.482    | 0.486    | 0.486    | 0.464    | 0.463   | 0.471   | 0.459   | 0.463   | 0.472    |        |
|        |         | Stride efficiency (%)        | 51.98    | 59.65    | 55.51    | 59.61    | 62.70    | 61.99    | 58.22    | 64.48   | 62.92   | 65.13   | 66.11   | 60.85    |        |
|        |         | Stride count                 | 34.68    | 32.37    | 33.56    | 32.38    | 31.57    | 31.75    | 32.77    | 31.13   | 31.52   | 30.98   | 30.75   | 416.66   |        |

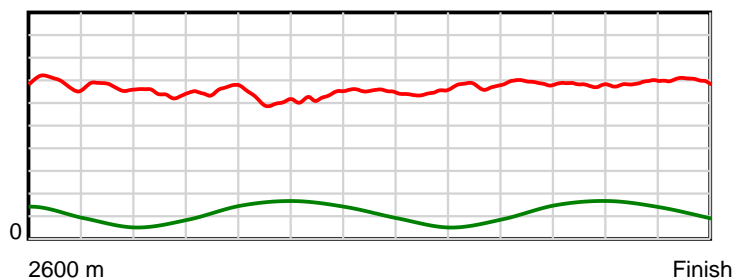
10 m Stride length



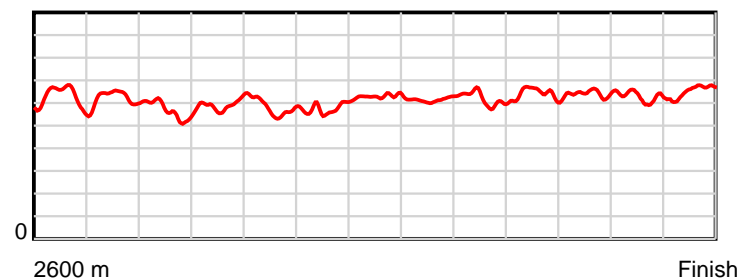
0.6 s Stride duration



20 m/sec Speed



100 % Stride efficiency



Note: Horizontal distance axis grid lines are 200m furlongs.

**Disclaimer.**

HRNZ and NZMTC and Thoroughbred Ratings Pty Ltd accepts no responsibility for the completeness or accuracy of any of the information contained herein, and makes no representations about its suitability for any particular purpose. Users should make their own judgements about those matters and/or seek independent advice. You assume all risks associated with use of the data provided on this page.



# Race Results



April 21, 2022, Race 3, HOTEL MONTREAL MOBILE PACE, Distance 2600m, Addington - Survey 3200m

| Result | TAB no. | Horse (Barrier)              | 2600 to      | 2400m to     |
|--------|---------|------------------------------|--------------|--------------|
| 7th    | 4       | <b>Beyond A Shado... (3)</b> | <b>2400m</b> | <b>2200m</b> |
|        |         | Position in running (margin) | -            | 4(5.6)       |
|        |         | Sectional time (s)           | 13.92        | 14.99        |
|        |         | Cumulative time (s)          | 198.28       | 184.36       |
|        |         | Speed (m/s)                  | 14.37        | 13.34        |
|        |         | Stride length (m)            | 6.56         | 6.34         |
|        |         | Stride duration (s)          | 0.459        | 0.475        |
|        |         | Stride efficiency (%)        | 67.29        | 62.84        |
|        |         | Stride count                 | 30.48        | 31.54        |

#### Disclaimer.

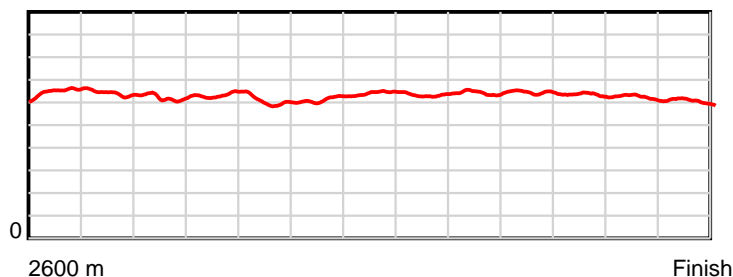
HRNZ and NZMTC and Thoroughbred Ratings Pty Ltd accepts no responsibility for the completeness or accuracy of any of the information contained herein, and makes no representations about its suitability for any particular purpose. Users should make their own judgements about those matters and/or seek independent advice. You assume all risks associated with use of the data provided on this page.

# Race Results

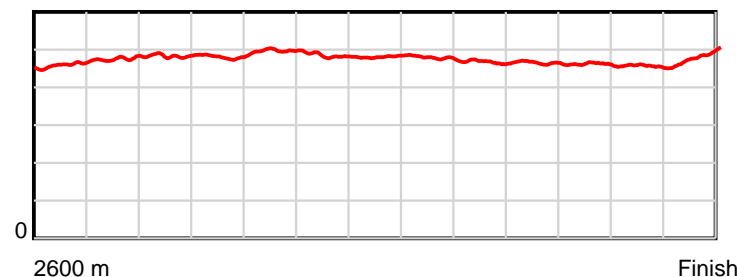
April 21, 2022, Race 3, HOTEL MONTREAL MOBILE PACE, Distance 2600m, Addington - Survey 3200m

| Result | TAB no. | Horse (Barrier)              | 2200m to     | 2000m to     | 1800m to     | 1600m to     | 1400m to     | 1200m to     | 1000m to    | 800m to     | 600m to     | 400m to     | 200m to   | Total or       | Margin |
|--------|---------|------------------------------|--------------|--------------|--------------|--------------|--------------|--------------|-------------|-------------|-------------|-------------|-----------|----------------|--------|
| 7th    | 4       | <b>Beyond A Shado... (3)</b> | <b>2000m</b> | <b>1800m</b> | <b>1600m</b> | <b>1400m</b> | <b>1200m</b> | <b>1000m</b> | <b>800m</b> | <b>600m</b> | <b>400m</b> | <b>200m</b> | <b>WP</b> | <b>Average</b> |        |
|        |         | Position in running (margin) | 4(6.5)       | 4(5.4)       | 4(5.6)       | 4(5.1)       | 4(4.5)       | 3(2.2)       | 3(1.4)      | 2(0.5)      | 1(0.0)      | 1(0.0)      | 5(3.6)    |                | 15.50  |
|        |         | Sectional time (s)           | 16.19        | 15.19        | 16.63        | 15.78        | 15.06        | 15.40        | 14.95       | 14.41       | 14.85       | 14.86       | 16.05     |                |        |
|        |         | Cumulative time (s)          | 169.37       | 153.18       | 137.99       | 121.36       | 105.58       | 90.52        | 75.12       | 60.17       | 45.76       | 30.91       | 16.05     | 3:18.28        |        |
|        |         | Speed (m/s)                  | 12.35        | 13.17        | 12.03        | 12.67        | 13.28        | 12.99        | 13.38       | 13.88       | 13.47       | 13.46       | 12.46     | 13.11          |        |
|        |         | Stride length (m)            | 5.96         | 6.33         | 5.98         | 6.14         | 6.39         | 6.21         | 6.25        | 6.45        | 6.21        | 6.13        | 6.02      | 6.22           |        |
|        |         | Stride duration (s)          | 0.483        | 0.481        | 0.497        | 0.485        | 0.481        | 0.478        | 0.467       | 0.465       | 0.461       | 0.456       | 0.483     | 0.475          |        |
|        |         | Stride efficiency (%)        | 55.59        | 62.53        | 55.90        | 58.95        | 63.74        | 60.35        | 60.99       | 65.05       | 60.23       | 58.79       | 56.68     | 60.54          |        |
|        |         | Stride count                 | 33.53        | 31.62        | 33.44        | 32.56        | 31.32        | 32.18        | 32.01       | 31.00       | 32.21       | 32.61       | 33.21     | 417.71         |        |

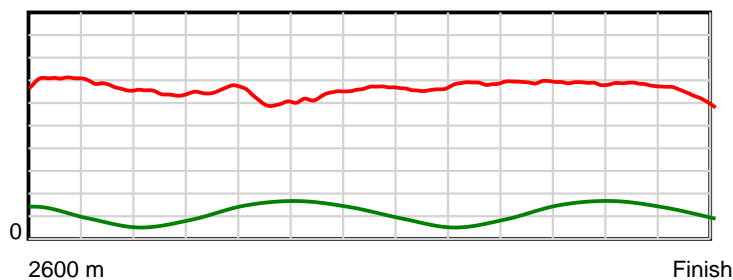
10 m Stride length



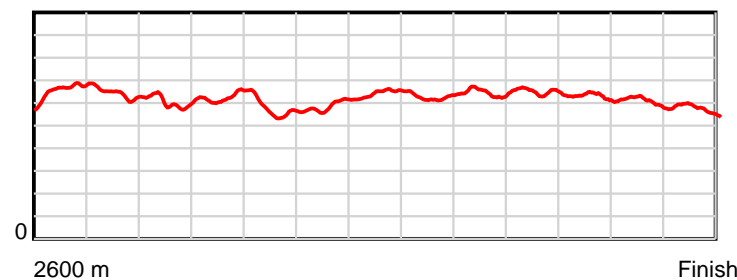
0.6 s Stride duration



20 m/sec Speed



100 % Stride efficiency



Note: Horizontal distance axis grid lines are 200m furlongs.

## Disclaimer.

HRNZ and NZMTC and Thoroughbred Ratings Pty Ltd accepts no responsibility for the completeness or accuracy of any of the information contained herein, and makes no representations about its suitability for any particular purpose. Users should make their own judgements about those matters and/or seek independent advice. You assume all risks associated with use of the data provided on this page.