



## Race Results

NZ Metropolitan Trotting Club Inc, HRNZ, April 21, 2022

Compilation date: April 21, 2022, 8:26:21 PM (NZST)

Copyright © 2022 HRNZ and NZMTC. All rights reserved.

### Trademarks.

StrideMASTER is a registered trademark of Thoroughbred Ratings Pty Ltd.

### Disclaimer.

HRNZ and NZMTC and Thoroughbred Ratings Pty Ltd accepts no responsibility for the completeness or accuracy of any of the information contained herein, and makes no representations about its suitability for any particular purpose. Users should make their own judgements about those matters and/or seek independent advice. You assume all risks associated with use of the data provided on this page.



# Race Results



April 21, 2022, Race 7, , Distance 2600m, Addington - Survey 3200m

Result	TAB no.	Horse (Barrier)	2600 to	2400m to
1st	1	<b>Swagger Man (1)</b>	<b>2400m</b>	<b>2200m</b>
		Position in running (margin)	-	2(0.2)
		Sectional time (s)	16.10	14.57
		Cumulative time (s)	197.02	180.92
		Speed (m/s)	12.42	13.73
		Stride length (m)	5.01	5.96
		Stride duration (s)	0.401	0.434
		Stride efficiency (%)	39.23	55.50
		Stride count	39.92	33.56

#### Disclaimer.

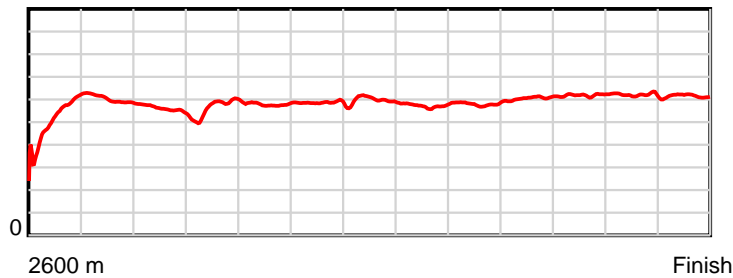
HRNZ and NZMTC and Thoroughbred Ratings Pty Ltd accepts no responsibility for the completeness or accuracy of any of the information contained herein, and makes no representations about its suitability for any particular purpose. Users should make their own judgements about those matters and/or seek independent advice. You assume all risks associated with use of the data provided on this page.

# Race Results

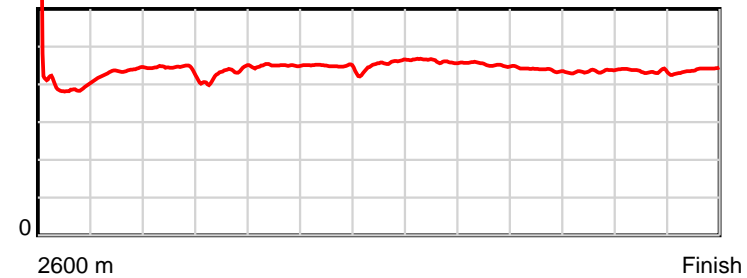
April 21, 2022, Race 7, , Distance 2600m, Addington - Survey 3200m

Result	TAB no.	Horse (Barrier)	2200m to	2000m to	1800m to	1600m to	1400m to	1200m to	1000m to	800m to	600m to	400m to	200m to	Total or	Margin
1st	1	Swagger Man (1)	2000m	1800m	1600m	1400m	1200m	1000m	800m	600m	400m	200m	WP	Average	
		Position in running (margin)	1(0.0)	1(0.0)	1(0.0)	1(0.0)	1(0.0)	1(0.0)	1(0.0)	1(0.0)	1(0.0)	1(0.0)	1(0.0)		0.00
		Sectional time (s)	15.94	15.21	15.67	15.47	15.27	16.24	15.61	14.54	14.10	14.04	14.26		
		Cumulative time (s)	166.35	150.41	135.20	119.53	104.06	88.79	72.55	56.94	42.40	28.30	14.26	3:17.02	
		Speed (m/s)	12.55	13.15	12.76	12.93	13.10	12.32	12.81	13.76	14.18	14.25	14.03	13.20	
		Stride length (m)	5.56	5.61	5.73	5.80	5.92	5.69	5.80	6.04	6.16	6.19	6.16	5.80	
		Stride duration (s)	0.443	0.427	0.449	0.449	0.452	0.462	0.453	0.439	0.435	0.434	0.439	0.440	
		Stride efficiency (%)	48.31	49.22	51.35	52.61	54.79	50.56	52.54	57.03	59.37	59.84	59.28	52.58	
		Stride count	35.97	35.64	34.89	34.47	33.78	35.16	34.49	33.11	32.45	32.32	32.47	448.23	

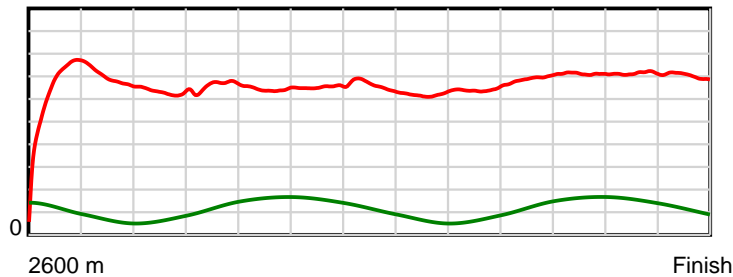
10 m Stride length



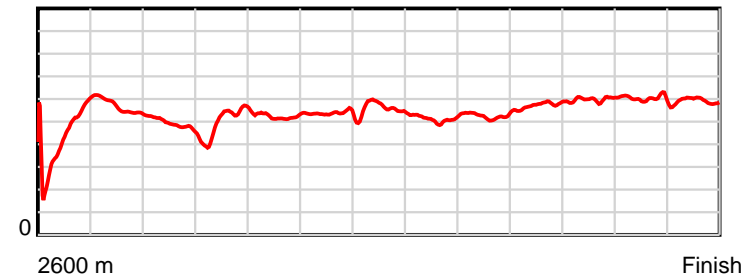
0.6 s Stride duration



20 m/sec Speed



100 % Stride efficiency



Note: Horizontal distance axis grid lines are 200m furlongs.

## Disclaimer.

HRNZ and NZMTC and Thoroughbred Ratings Pty Ltd accepts no responsibility for the completeness or accuracy of any of the information contained herein, and makes no representations about its suitability for any particular purpose. Users should make their own judgements about those matters and/or seek independent advice. You assume all risks associated with use of the data provided on this page.



# Race Results



April 21, 2022, Race 7, , Distance 2600m, Addington - Survey 3200m

Result	TAB no.	Horse (Barrier)	2600 to	2400m to
2nd	11	<b>Bellissimo Acq... (11)</b>	<b>2400m</b>	<b>2200m</b>
		Position in running (margin)	-	5(3.9)
		Sectional time (s)	16.65	14.30
		Cumulative time (s)	197.15	180.50
		Speed (m/s)	12.01	13.99
		Stride length (m)	5.92	6.75
		Stride duration (s)	0.451	0.482
		Stride efficiency (%)	54.71	71.15
		Stride count	33.80	29.64

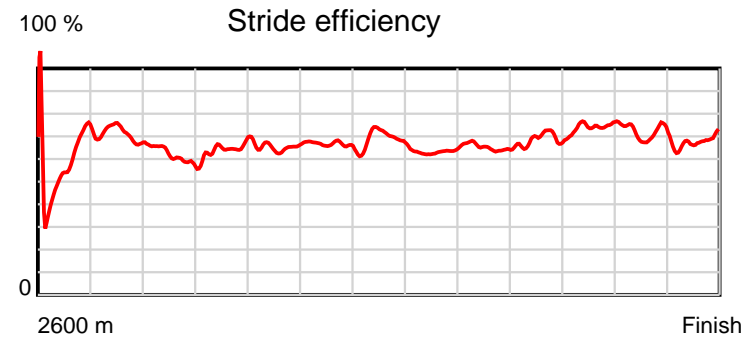
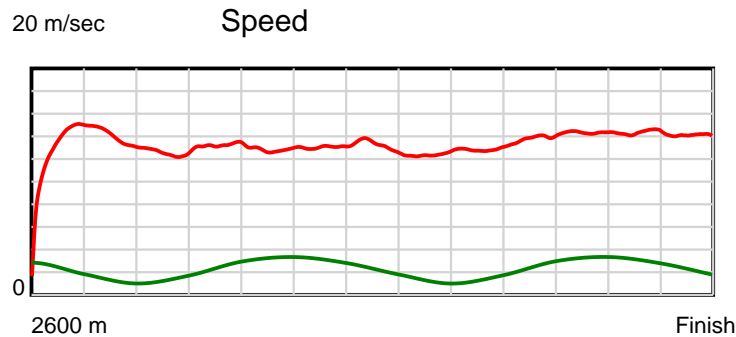
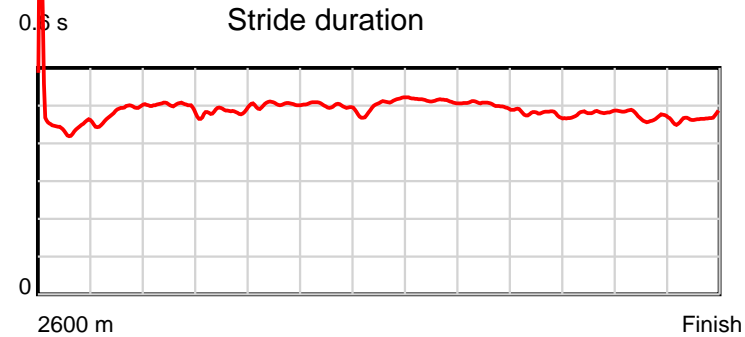
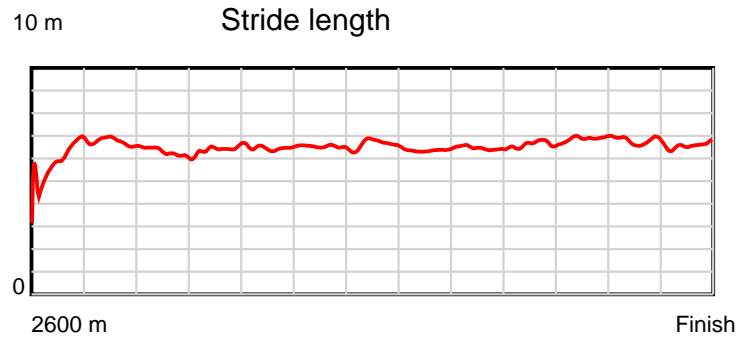
## Disclaimer.

HRNZ and NZMTC and Thoroughbred Ratings Pty Ltd accepts no responsibility for the completeness or accuracy of any of the information contained herein, and makes no representations about its suitability for any particular purpose. Users should make their own judgements about those matters and/or seek independent advice. You assume all risks associated with use of the data provided on this page.

# Race Results

April 21, 2022, Race 7, , Distance 2600m, Addington - Survey 3200m

Result	TAB no.	Horse (Barrier)	2200m to	2000m to	1800m to	1600m to	1400m to	1200m to	1000m to	800m to	600m to	400m to	200m to	Total or	Margin
2nd	11	<b>Bellissimo Acq... (11)</b>	<b>2000m</b>	<b>1800m</b>	<b>1600m</b>	<b>1400m</b>	<b>1200m</b>	<b>1000m</b>	<b>800m</b>	<b>600m</b>	<b>400m</b>	<b>200m</b>	<b>WP</b>	<b>Average</b>	
		Position in running (margin)	2(2.0)	2(1.9)	2(1.6)	2(2.4)	2(2.2)	3(2.1)	2(1.2)	2(2.1)	3(1.6)	3(2.1)	2(1.5)		0.70
		Sectional time (s)	15.92	15.15	15.81	15.43	15.26	16.10	15.76	14.45	14.19	13.94	14.19		
		Cumulative time (s)	166.20	150.28	135.13	119.32	103.89	88.63	72.53	56.77	42.32	28.13	14.19	3:17.15	
		Speed (m/s)	12.56	13.20	12.65	12.96	13.11	12.42	12.69	13.84	14.09	14.35	14.09	13.19	
		Stride length (m)	6.28	6.38	6.37	6.48	6.58	6.38	6.38	6.63	6.77	6.77	6.59	6.47	
		Stride duration (s)	0.500	0.484	0.504	0.500	0.502	0.513	0.503	0.479	0.480	0.472	0.467	0.491	
		Stride efficiency (%)	61.59	63.68	63.44	65.71	67.58	63.51	63.61	68.78	71.70	71.57	67.77	65.50	
		Stride count	31.86	31.33	31.39	30.84	30.41	31.37	31.35	30.15	29.53	29.55	30.37	401.59	



Note: Horizontal distance axis grid lines are 200m furlongs.

#### Disclaimer.

HRNZ and NZMTC and Thoroughbred Ratings Pty Ltd accepts no responsibility for the completeness or accuracy of any of the information contained herein, and makes no representations about its suitability for any particular purpose. Users should make their own judgements about those matters and/or seek independent advice. You assume all risks associated with use of the data provided on this page.



# Race Results



April 21, 2022, Race 7, , Distance 2600m, Addington - Survey 3200m

Result	TAB no.	Horse (Barrier)	2600 to	2400m to
3rd	4	<b>William Gees L... (4)</b>	<b>2400m</b>	<b>2200m</b>
		Position in running (margin)	-	8(4.8)
		Sectional time (s)	16.86	14.95
		Cumulative time (s)	197.77	180.91
		Speed (m/s)	11.86	13.38
		Stride length (m)	5.28	6.03
		Stride duration (s)	0.442	0.451
		Stride efficiency (%)	43.63	56.90
		Stride count	37.85	33.14

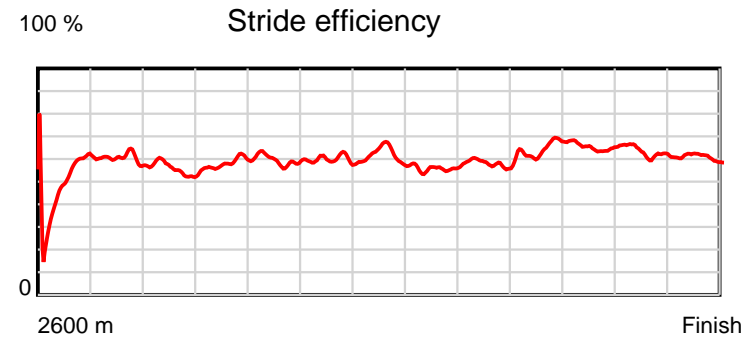
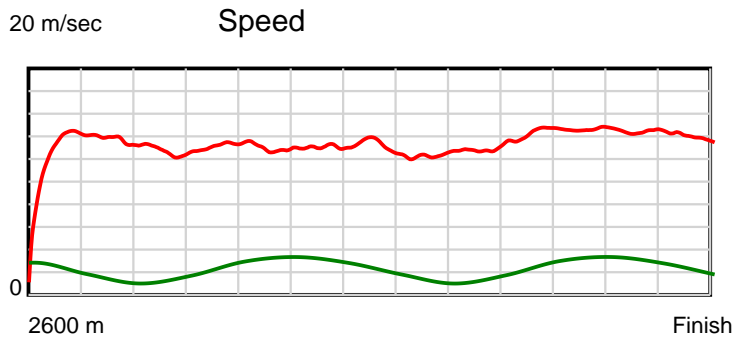
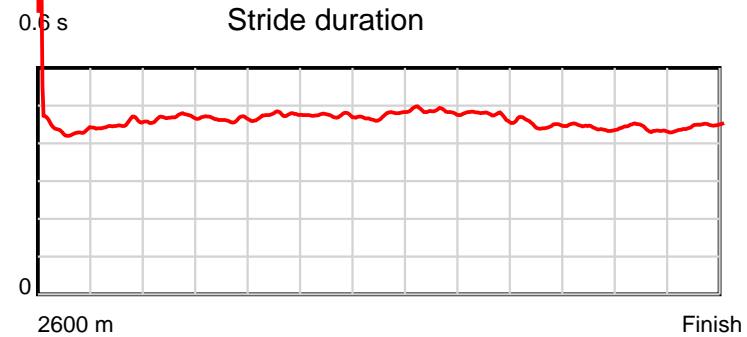
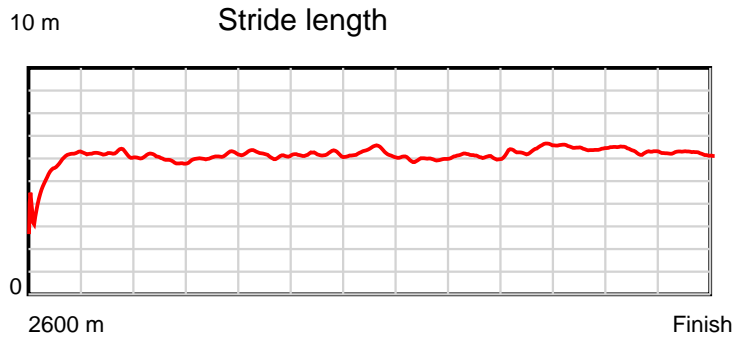
#### Disclaimer.

HRNZ and NZMTC and Thoroughbred Ratings Pty Ltd accepts no responsibility for the completeness or accuracy of any of the information contained herein, and makes no representations about its suitability for any particular purpose. Users should make their own judgements about those matters and/or seek independent advice. You assume all risks associated with use of the data provided on this page.

# Race Results

April 21, 2022, Race 7, , Distance 2600m, Addington - Survey 3200m

Result	TAB no.	Horse (Barrier)	2200m to	2000m to	1800m to	1600m to	1400m to	1200m to	1000m to	800m to	600m to	400m to	200m to	Total or	Margin
3rd	4	<b>William Gees L... (4)</b>	<b>2000m</b>	<b>1800m</b>	<b>1600m</b>	<b>1400m</b>	<b>1200m</b>	<b>1000m</b>	<b>800m</b>	<b>600m</b>	<b>400m</b>	<b>200m</b>	<b>WP</b>	<b>Average</b>	
		Position in running (margin)	7(6.9)	6(7.3)	6(7.3)	6(6.5)	6(6.1)	6(5.2)	6(5.4)	6(6.1)	5(3.2)	4(3.5)	4(3.9)		4.20
		Sectional time (s)	16.00	15.22	15.53	15.40	15.12	16.29	15.72	14.06	14.15	14.11	14.36		
		Cumulative time (s)	165.96	149.96	134.74	119.21	103.81	88.69	72.40	56.68	42.62	28.47	14.36	3:17.77	
		Speed (m/s)	12.50	13.14	12.88	12.99	13.23	12.28	12.72	14.22	14.13	14.17	13.93	13.15	
		Stride length (m)	5.85	6.10	6.12	6.16	6.27	5.97	6.03	6.42	6.24	6.22	6.23	6.06	
		Stride duration (s)	0.468	0.464	0.475	0.474	0.474	0.486	0.474	0.451	0.442	0.438	0.448	0.461	
		Stride efficiency (%)	53.53	58.11	58.53	59.21	61.44	55.64	56.85	64.41	60.85	60.39	60.71	57.35	
		Stride count	34.17	32.80	32.68	32.49	31.90	33.52	33.16	31.15	32.05	32.17	32.09	429.17	



Note: Horizontal distance axis grid lines are 200m furlongs.

#### Disclaimer.

HRNZ and NZMTC and Thoroughbred Ratings Pty Ltd accepts no responsibility for the completeness or accuracy of any of the information contained herein, and makes no representations about its suitability for any particular purpose. Users should make their own judgements about those matters and/or seek independent advice. You assume all risks associated with use of the data provided on this page.



# Race Results



April 21, 2022, Race 7, , Distance 2600m, Addington - Survey 3200m

Result	TAB no.	Horse (Barrier)	2600 to	2400m to
4th	9	<b>Wheels Of Fort... (9)</b>	<b>2400m</b>	<b>2200m</b>
		Position in running (margin)	-	9(6.8)
		Sectional time (s)	17.24	15.37
		Cumulative time (s)	198.07	180.83
		Speed (m/s)	11.60	13.01
		Stride length (m)	5.41	6.08
		Stride duration (s)	0.460	0.467
		Stride efficiency (%)	45.70	57.70
		Stride count	36.98	32.91

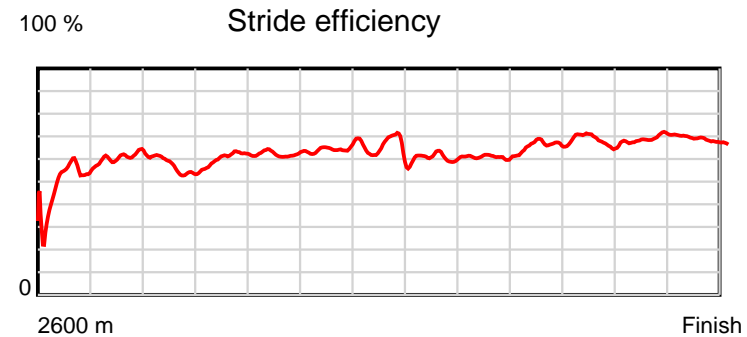
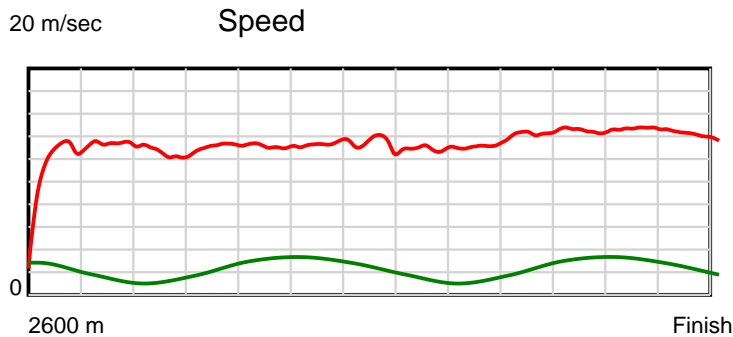
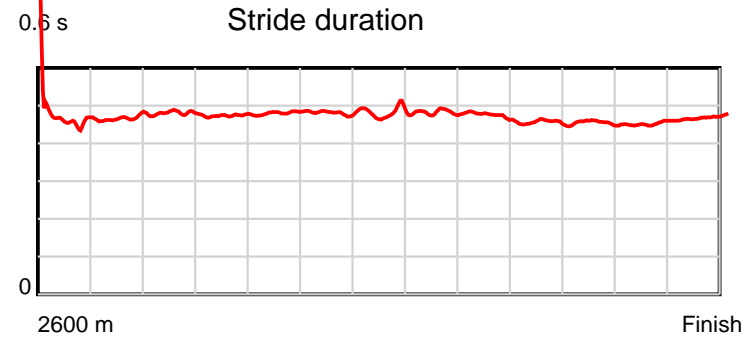
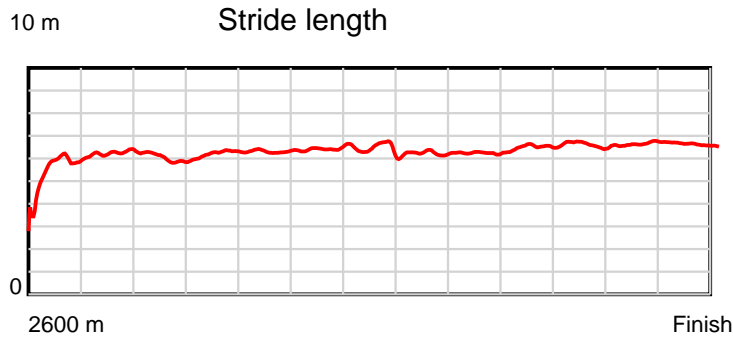
#### Disclaimer.

HRNZ and NZMTC and Thoroughbred Ratings Pty Ltd accepts no responsibility for the completeness or accuracy of any of the information contained herein, and makes no representations about its suitability for any particular purpose. Users should make their own judgements about those matters and/or seek independent advice. You assume all risks associated with use of the data provided on this page.

# Race Results

April 21, 2022, Race 7, , Distance 2600m, Addington - Survey 3200m

Result	TAB no.	Horse (Barrier)	2200m to	2000m to	1800m to	1600m to	1400m to	1200m to	1000m to	800m to	600m to	400m to	200m to	Total or	Margin
4th	9	Wheels Of Fort... (9)	2000m	1800m	1600m	1400m	1200m	1000m	800m	600m	400m	200m	WP	Average	
		Position in running (margin)	9(11.4)	10(13.7)	10(14.1)	10(13.3)	10(11.0)	10(10.1)	9(8.0)	9(8.6)	7(5.2)	9(6.5)	6(5.8)		5.80
		Sectional time (s)	16.32	15.28	15.54	15.08	15.12	15.89	15.72	13.97	14.33	13.91	14.30		
		Cumulative time (s)	165.46	149.14	133.86	118.32	103.24	88.12	72.23	56.51	42.54	28.21	14.30	3:18.07	
		Speed (m/s)	12.25	13.09	12.87	13.26	13.23	12.59	12.72	14.32	13.96	14.38	13.99	13.13	
		Stride length (m)	5.88	6.20	6.19	6.38	6.37	6.07	6.02	6.52	6.35	6.52	6.57	6.18	
		Stride duration (s)	0.480	0.474	0.481	0.481	0.482	0.482	0.473	0.455	0.455	0.453	0.470	0.471	
		Stride efficiency (%)	54.02	60.06	59.79	63.61	63.47	57.54	56.55	66.38	63.04	66.33	67.43	59.67	
		Stride count	34.01	32.26	32.33	31.35	31.38	32.96	33.25	30.69	31.49	30.70	30.45	420.76	



Note: Horizontal distance axis grid lines are 200m furlongs.

#### Disclaimer.

HRNZ and NZMTC and Thoroughbred Ratings Pty Ltd accepts no responsibility for the completeness or accuracy of any of the information contained herein, and makes no representations about its suitability for any particular purpose. Users should make their own judgements about those matters and/or seek independent advice. You assume all risks associated with use of the data provided on this page.



# Race Results



April 21, 2022, Race 7, , Distance 2600m, Addington - Survey 3200m

Result	TAB no.	Horse (Barrier)	2600 to	2400m to
5th	2	Westar Lad (2)	2400m	2200m
		Position in running (margin)	-	4(2.2)
		Sectional time (s)	16.34	15.04
		Cumulative time (s)	198.36	182.02
		Speed (m/s)	12.24	13.30
		Stride length (m)	6.12	6.61
		Stride duration (s)	0.503	0.497
		Stride efficiency (%)	58.45	68.37
		Stride count	32.70	30.24

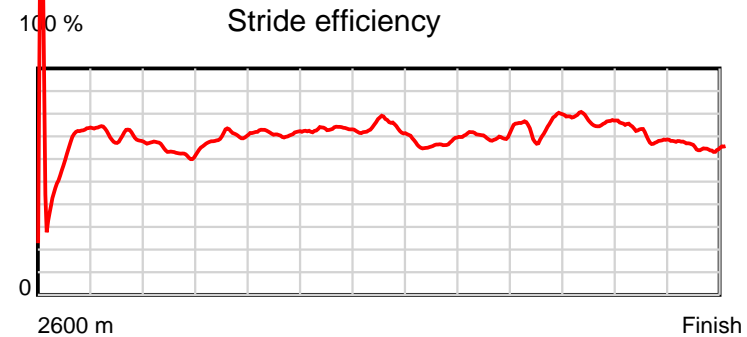
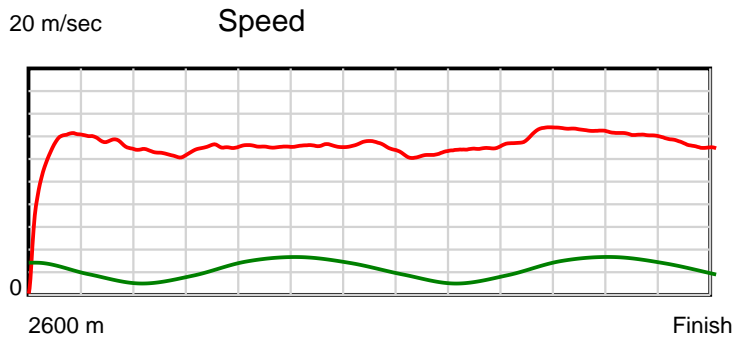
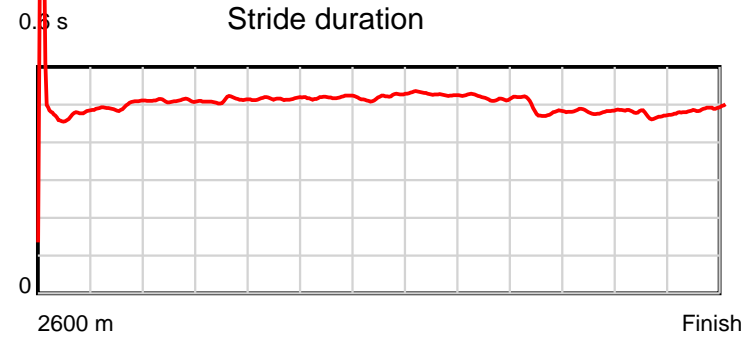
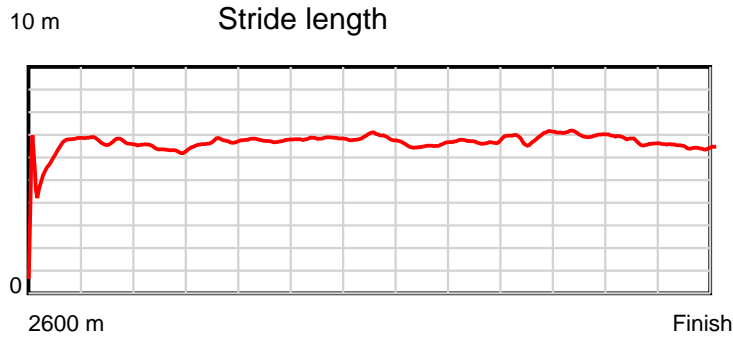
## Disclaimer.

HRNZ and NZMTC and Thoroughbred Ratings Pty Ltd accepts no responsibility for the completeness or accuracy of any of the information contained herein, and makes no representations about its suitability for any particular purpose. Users should make their own judgements about those matters and/or seek independent advice. You assume all risks associated with use of the data provided on this page.

# Race Results

April 21, 2022, Race 7, , Distance 2600m, Addington - Survey 3200m

Result	TAB no.	Horse (Barrier)	2200m to	2000m to	1800m to	1600m to	1400m to	1200m to	1000m to	800m to	600m to	400m to	200m to	Total or	Margin
5th	2	Westar Lad (2)	2000m	1800m	1600m	1400m	1200m	1000m	800m	600m	400m	200m	WP	Average	
		Position in running (margin)	5(4.8)	5(6.4)	5(6.9)	5(6.2)	5(5.4)	5(4.2)	5(3.9)	4(4.1)	2(1.3)	2(1.4)	3(3.4)		7.50
		Sectional time (s)	16.19	15.30	15.54	15.35	15.07	16.19	15.65	14.06	14.12	14.36	15.15		
		Cumulative time (s)	166.98	150.79	135.49	119.95	104.60	89.53	73.34	57.69	43.63	29.51	15.15	3:18.36	
		Speed (m/s)	12.35	13.07	12.87	13.03	13.27	12.35	12.78	14.22	14.16	13.93	13.20	13.11	
		Stride length (m)	6.31	6.68	6.64	6.76	6.92	6.51	6.63	6.90	6.83	6.61	6.47	6.61	
		Stride duration (s)	0.511	0.511	0.516	0.519	0.521	0.527	0.518	0.485	0.482	0.474	0.490	0.504	
		Stride efficiency (%)	62.21	69.73	68.89	71.33	74.75	66.33	68.61	74.46	72.91	68.20	65.35	68.20	
		Stride count	31.70	29.94	30.12	29.60	28.92	30.70	30.18	28.97	29.28	30.27	30.93	393.55	



Note: Horizontal distance axis grid lines are 200m furlongs.

#### Disclaimer.

HRNZ and NZMTC and Thoroughbred Ratings Pty Ltd accepts no responsibility for the completeness or accuracy of any of the information contained herein, and makes no representations about its suitability for any particular purpose. Users should make their own judgements about those matters and/or seek independent advice. You assume all risks associated with use of the data provided on this page.



# Race Results



April 21, 2022, Race 7, , Distance 2600m, Addington - Survey 3200m

Result	TAB no.	Horse (Barrier)	2600 to	2400m to
6th	3	Mister Blue Sk... (3)	2400m	2200m
		Position in running (margin)	-	6(4.0)
		Sectional time (s)	16.84	14.48
		Cumulative time (s)	198.44	181.60
		Speed (m/s)	11.87	13.81
		Stride length (m)	5.93	6.62
		Stride duration (s)	0.485	0.479
		Stride efficiency (%)	54.86	68.47
		Stride count	33.75	30.21

## Disclaimer.

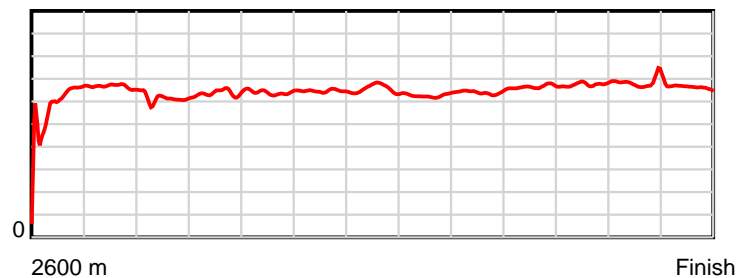
HRNZ and NZMTC and Thoroughbred Ratings Pty Ltd accepts no responsibility for the completeness or accuracy of any of the information contained herein, and makes no representations about its suitability for any particular purpose. Users should make their own judgements about those matters and/or seek independent advice. You assume all risks associated with use of the data provided on this page.

# Race Results

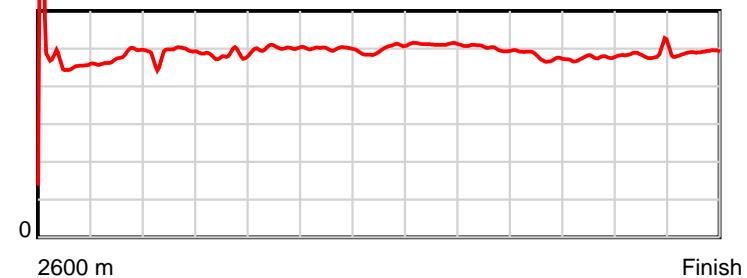
April 21, 2022, Race 7, , Distance 2600m, Addington - Survey 3200m

Result	TAB no.	Horse (Barrier)	2200m to	2000m to	1800m to	1600m to	1400m to	1200m to	1000m to	800m to	600m to	400m to	200m to	Total or	Margin
6th	3	Mister Blue Sk... (3)	2000m	1800m	1600m	1400m	1200m	1000m	800m	600m	400m	200m	WP	Average	
		Position in running (margin)	4(3.3)	4(5.3)	3(4.6)	4(5.0)	4(3.6)	4(3.0)	4(3.4)	5(4.9)	6(4.0)	5(4.0)	5(3.9)		7.90
		Sectional time (s)	16.28	15.10	15.72	15.25	15.17	16.30	15.88	14.38	14.10	14.03	14.91		
		Cumulative time (s)	167.12	150.84	135.74	120.02	104.77	89.60	73.30	57.42	43.04	28.94	14.91	3:18.44	
		Speed (m/s)	12.29	13.25	12.72	13.11	13.18	12.27	12.59	13.91	14.18	14.26	13.41	13.10	
		Stride length (m)	5.99	6.40	6.39	6.56	6.57	6.29	6.32	6.66	6.75	6.92	6.56	6.45	
		Stride duration (s)	0.488	0.483	0.502	0.500	0.498	0.512	0.502	0.479	0.476	0.485	0.489	0.492	
		Stride efficiency (%)	56.09	64.08	63.74	67.23	67.47	61.74	62.49	69.26	71.24	74.87	67.35	64.95	
		Stride count	33.38	31.23	31.31	30.49	30.44	31.82	31.63	30.04	29.62	28.89	30.47	403.28	

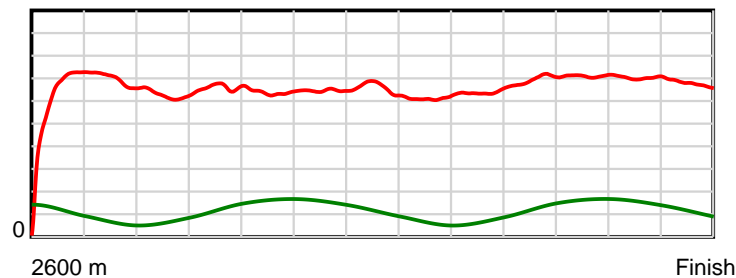
10 m Stride length



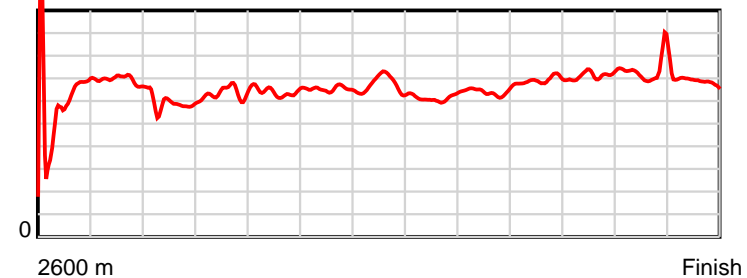
0.5 s Stride duration



20 m/sec Speed



100 % Stride efficiency



Note: Horizontal distance axis grid lines are 200m furlongs.

## Disclaimer.

HRNZ and NZMTC and Thoroughbred Ratings Pty Ltd accepts no responsibility for the completeness or accuracy of any of the information contained herein, and makes no representations about its suitability for any particular purpose. Users should make their own judgements about those matters and/or seek independent advice. You assume all risks associated with use of the data provided on this page.



# Race Results



April 21, 2022, Race 7, , Distance 2600m, Addington - Survey 3200m

Result	TAB no.	Horse (Barrier)	2600 to	2400m to
7th	6	Interpol (6)	2400m	2200m
		Position in running (margin)	-	7(4.3)
		Sectional time (s)	16.81	16.20
		Cumulative time (s)	198.64	181.83
		Speed (m/s)	11.89	12.35
		Stride length (m)	5.35	5.50
		Stride duration (s)	0.438	0.446
		Stride efficiency (%)	44.79	47.30
		Stride count	37.36	36.35

## Disclaimer.

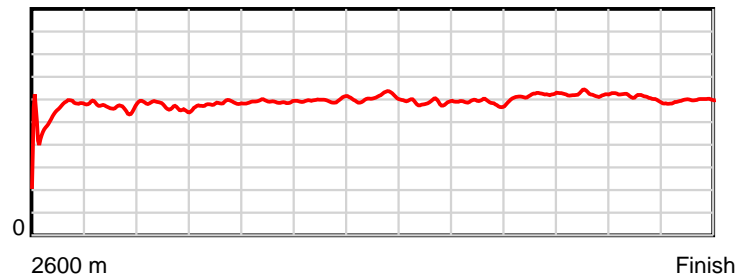
HRNZ and NZMTC and Thoroughbred Ratings Pty Ltd accepts no responsibility for the completeness or accuracy of any of the information contained herein, and makes no representations about its suitability for any particular purpose. Users should make their own judgements about those matters and/or seek independent advice. You assume all risks associated with use of the data provided on this page.

# Race Results

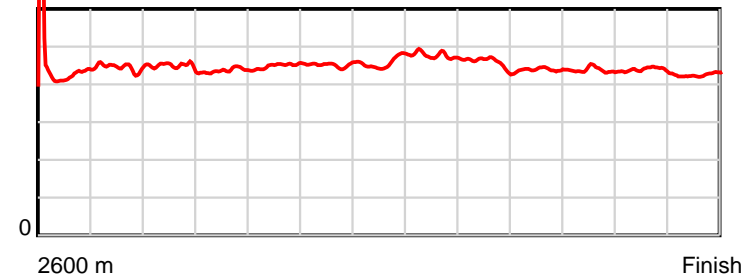
April 21, 2022, Race 7, , Distance 2600m, Addington - Survey 3200m

Result	TAB no.	Horse (Barrier)	2200m to	2000m to	1800m to	1600m to	1400m to	1200m to	1000m to	800m to	600m to	400m to	200m to	Total or	Margin
7th	6	Interpol (6)	2000m	1800m	1600m	1400m	1200m	1000m	800m	600m	400m	200m	WP	Average	
		Position in running (margin)	10(13.9)	9(13.5)	9(12.3)	8(10.4)	8(8.5)	8(7.6)	8(7.7)	8(8.1)	9(6.2)	8(6.5)	8(9.2)		9.00
		Sectional time (s)	15.87	15.00	15.35	15.16	15.12	16.27	15.67	14.22	14.16	14.48	14.33		
		Cumulative time (s)	165.63	149.76	134.76	119.41	104.25	89.13	72.86	57.19	42.97	28.81	14.33	3:18.64	
		Speed (m/s)	12.60	13.33	13.03	13.19	13.23	12.29	12.76	14.06	14.12	13.81	13.96	13.09	
		Stride length (m)	5.64	5.82	5.86	5.96	6.07	5.85	5.82	6.18	6.18	6.05	5.95	5.85	
		Stride duration (s)	0.447	0.436	0.450	0.452	0.459	0.476	0.456	0.439	0.438	0.438	0.426	0.447	
		Stride efficiency (%)	49.63	52.89	53.75	55.55	57.60	53.49	52.89	59.70	59.71	57.13	55.31	53.55	
		Stride count	35.49	34.38	34.10	33.54	32.94	34.18	34.38	32.36	32.36	33.08	33.62	444.14	

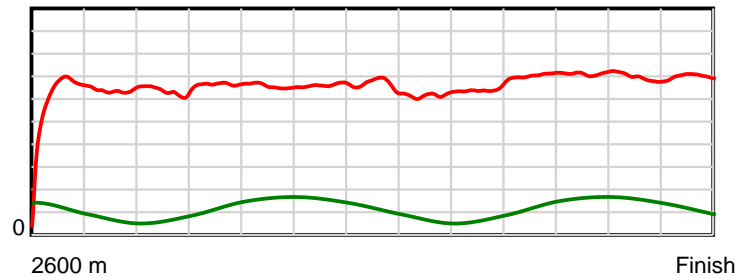
10 m Stride length



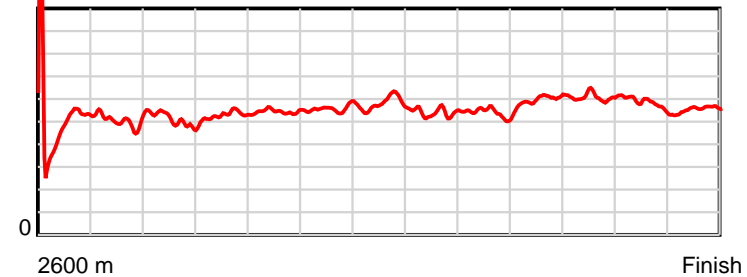
0.5 s Stride duration



20 m/sec Speed



100 % Stride efficiency



Note: Horizontal distance axis grid lines are 200m furlongs.

## Disclaimer.

HRNZ and NZMTC and Thoroughbred Ratings Pty Ltd accepts no responsibility for the completeness or accuracy of any of the information contained herein, and makes no representations about its suitability for any particular purpose. Users should make their own judgements about those matters and/or seek independent advice. You assume all risks associated with use of the data provided on this page.



# Race Results



April 21, 2022, Race 7, , Distance 2600m, Addington - Survey 3200m

Result	TAB no.	Horse (Barrier)	2600 to	2400m to
8th	8	<b>Swift Guy (8)</b>	<b>2400m</b>	<b>2200m</b>
		Position in running (margin)	-	12(18.2)
		Sectional time (s)	19.14	14.97
		Cumulative time (s)	198.81	179.67
		Speed (m/s)	10.45	13.36
		Stride length (m)	5.23	6.24
		Stride duration (s)	0.461	0.467
		Stride efficiency (%)	42.73	60.78
		Stride count	38.25	32.07

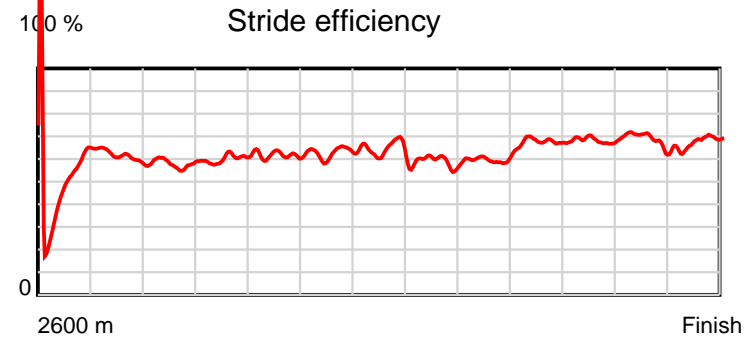
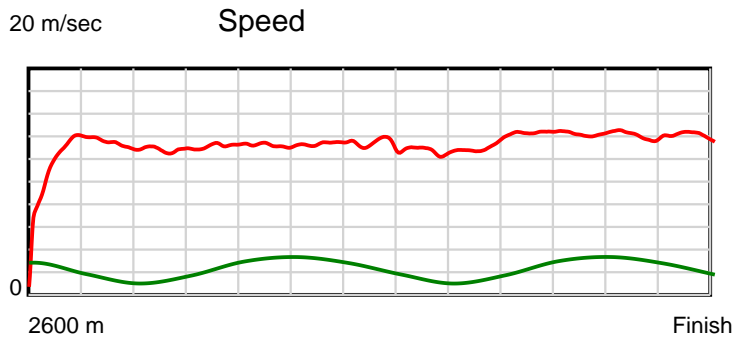
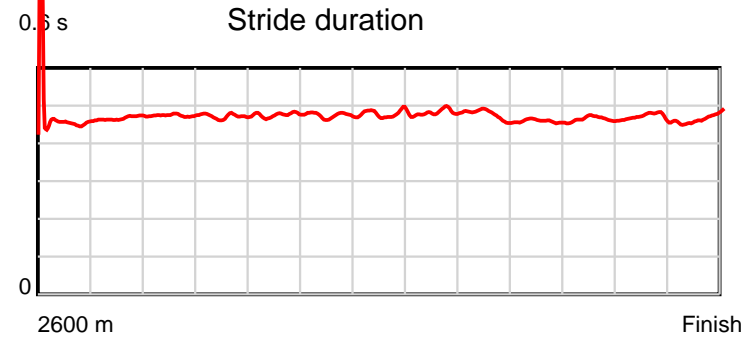
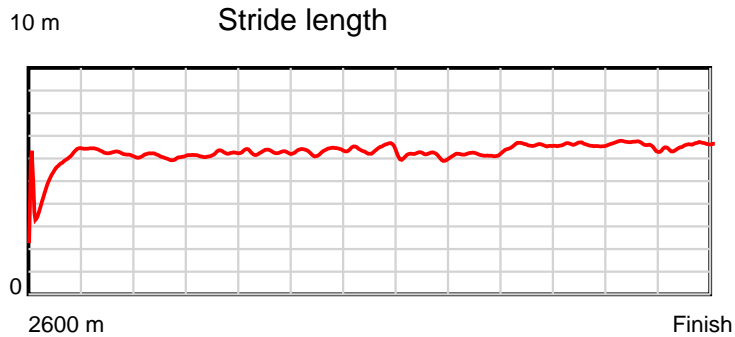
#### Disclaimer.

HRNZ and NZMTC and Thoroughbred Ratings Pty Ltd accepts no responsibility for the completeness or accuracy of any of the information contained herein, and makes no representations about its suitability for any particular purpose. Users should make their own judgements about those matters and/or seek independent advice. You assume all risks associated with use of the data provided on this page.

# Race Results

April 21, 2022, Race 7, , Distance 2600m, Addington - Survey 3200m

Result	TAB no.	Horse (Barrier)	2200m to	2000m to	1800m to	1600m to	1400m to	1200m to	1000m to	800m to	600m to	400m to	200m to	Total or	Margin
8th	8	<b>Swift Guy (8)</b>	<b>2000m</b>	<b>1800m</b>	<b>1600m</b>	<b>1400m</b>	<b>1200m</b>	<b>1000m</b>	<b>800m</b>	<b>600m</b>	<b>400m</b>	<b>200m</b>	<b>WP</b>	<b>Average</b>	
		Position in running (margin)	12(20.4)	12(19.6)	12(19.4)	12(18.5)	12(16.4)	12(14.6)	12(12.5)	12(11.4)	11(7.3)	10(8.6)	10(10.7)		10.00
		Sectional time (s)	15.80	15.19	15.51	15.13	14.97	15.89	15.43	13.86	14.32	14.40	14.20		
		Cumulative time (s)	164.70	148.90	133.71	118.20	103.07	88.10	72.21	56.78	42.92	28.60	14.20	3:18.81	
		Speed (m/s)	12.66	13.17	12.89	13.22	13.36	12.59	12.96	14.43	13.97	13.89	14.08	13.08	
		Stride length (m)	6.00	6.21	6.14	6.26	6.41	6.07	6.14	6.62	6.50	6.54	6.59	6.20	
		Stride duration (s)	0.474	0.472	0.476	0.473	0.479	0.482	0.474	0.458	0.465	0.471	0.468	0.474	
		Stride efficiency (%)	56.23	60.24	58.89	61.21	64.12	57.59	58.94	68.41	65.92	66.79	67.85	60.14	
		Stride count	33.34	32.21	32.58	31.96	31.22	32.94	32.57	30.23	30.79	30.59	30.35	419.10	



Note: Horizontal distance axis grid lines are 200m furlongs.

#### Disclaimer.

HRNZ and NZMTC and Thoroughbred Ratings Pty Ltd accepts no responsibility for the completeness or accuracy of any of the information contained herein, and makes no representations about its suitability for any particular purpose. Users should make their own judgements about those matters and/or seek independent advice. You assume all risks associated with use of the data provided on this page.



# Race Results



April 21, 2022, Race 7, , Distance 2600m, Addington - Survey 3200m

Result	TAB no.	Horse (Barrier)	2600 to	2400m to
9th	7	<b>Rakero Storm (7)</b>	<b>2400m</b>	<b>2200m</b>
		Position in running (margin)	-	10(8.5)
		Sectional time (s)	17.52	14.73
		Cumulative time (s)	198.88	181.36
		Speed (m/s)	11.41	13.58
		Stride length (m)	5.52	6.29
		Stride duration (s)	0.456	0.463
		Stride efficiency (%)	47.58	61.74
		Stride count	36.25	31.82

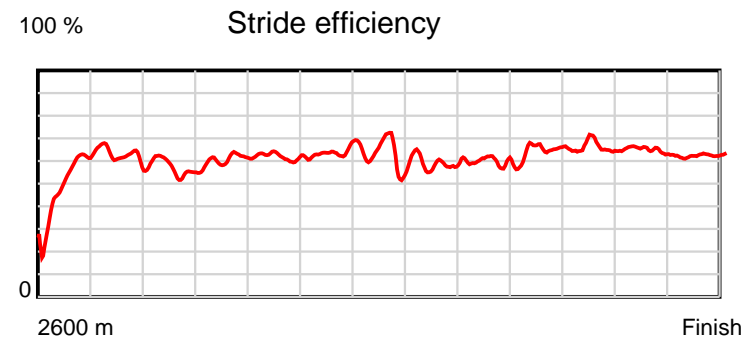
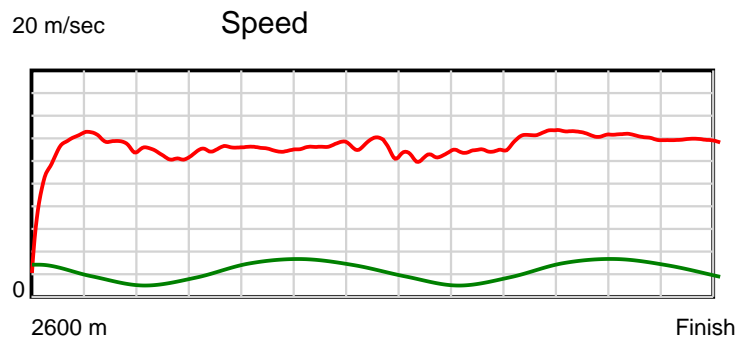
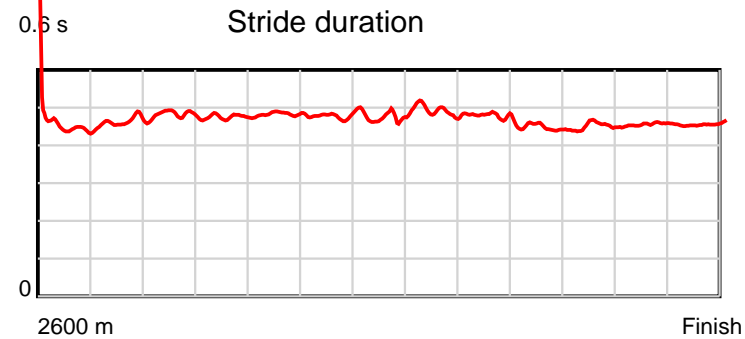
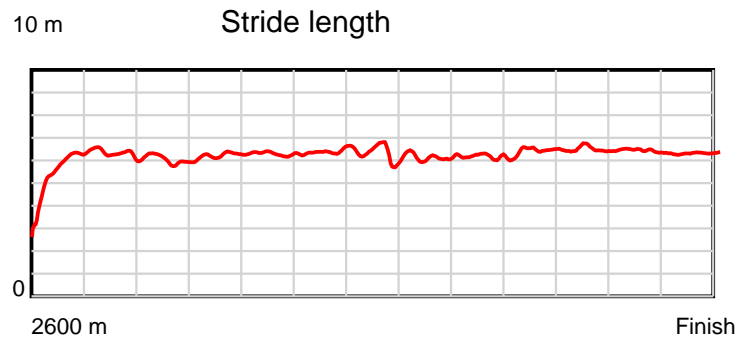
#### Disclaimer.

HRNZ and NZMTC and Thoroughbred Ratings Pty Ltd accepts no responsibility for the completeness or accuracy of any of the information contained herein, and makes no representations about its suitability for any particular purpose. Users should make their own judgements about those matters and/or seek independent advice. You assume all risks associated with use of the data provided on this page.

# Race Results

April 21, 2022, Race 7, , Distance 2600m, Addington - Survey 3200m

Result	TAB no.	Horse (Barrier)	2200m to	2000m to	1800m to	1600m to	1400m to	1200m to	1000m to	800m to	600m to	400m to	200m to	Total or	Margin
9th	7	<b>Rakero Storm (7)</b>	<b>2000m</b>	<b>1800m</b>	<b>1600m</b>	<b>1400m</b>	<b>1200m</b>	<b>1000m</b>	<b>800m</b>	<b>600m</b>	<b>400m</b>	<b>200m</b>	<b>WP</b>	<b>Average</b>	
		Position in running (margin)	8(9.3)	8(11.1)	8(11.5)	9(11.1)	9(9.1)	9(8.1)	10(8.2)	10(9.3)	8(5.2)	7(6.4)	9(9.6)		10.30
		Sectional time (s)	16.24	15.28	15.61	15.14	15.10	16.25	15.81	13.85	14.30	14.57	14.48		
		Cumulative time (s)	166.63	150.39	135.11	119.50	104.36	89.26	73.01	57.20	43.35	29.05	14.48	3:18.88	
		Speed (m/s)	12.32	13.09	12.81	13.21	13.25	12.31	12.65	14.44	13.99	13.73	13.81	13.07	
		Stride length (m)	5.93	6.21	6.20	6.32	6.25	6.05	6.02	6.45	6.30	6.26	6.30	6.15	
		Stride duration (s)	0.482	0.475	0.484	0.479	0.472	0.492	0.476	0.447	0.450	0.456	0.456	0.471	
		Stride efficiency (%)	55.03	60.35	59.99	62.48	61.06	57.24	56.59	65.05	61.98	61.25	62.06	59.15	
		Stride count	33.70	32.18	32.28	31.63	32.00	33.05	33.24	31.00	31.76	31.95	31.74	422.60	



Note: Horizontal distance axis grid lines are 200m furlongs.

#### Disclaimer.

HRNZ and NZMTC and Thoroughbred Ratings Pty Ltd accepts no responsibility for the completeness or accuracy of any of the information contained herein, and makes no representations about its suitability for any particular purpose. Users should make their own judgements about those matters and/or seek independent advice. You assume all risks associated with use of the data provided on this page.



# Race Results



April 21, 2022, Race 7, , Distance 2600m, Addington - Survey 3200m

Result	TAB no.	Horse (Barrier)	2600 to	2400m to
10th	5	<b>Nadira Franco (5)</b>	<b>2400m</b>	<b>2200m</b>
		Position in running (margin)	-	1(0.0)
		Sectional time (s)	16.10	15.10
		Cumulative time (s)	199.66	183.56
		Speed (m/s)	12.42	13.25
		Stride length (m)	5.58	6.15
		Stride duration (s)	0.446	0.464
		Stride efficiency (%)	48.72	59.10
		Stride count	35.82	32.52

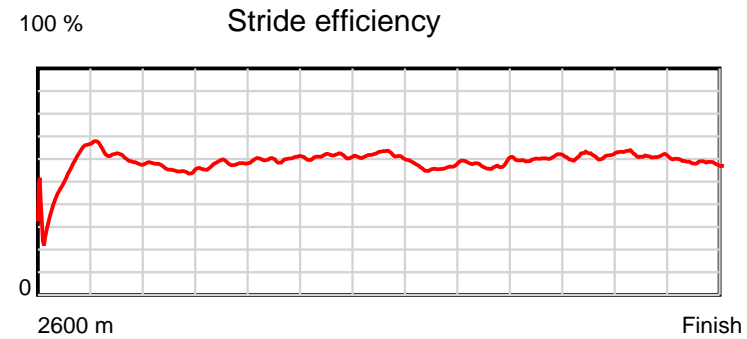
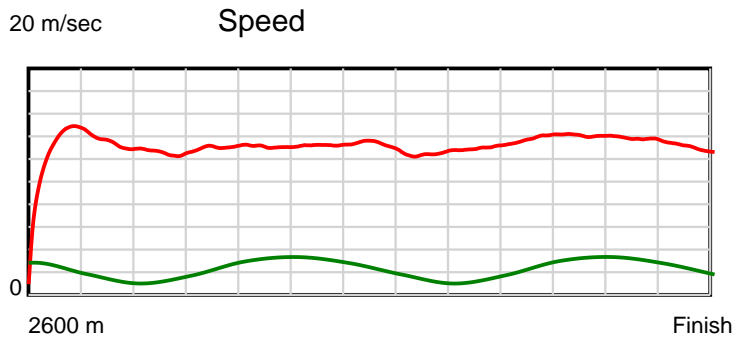
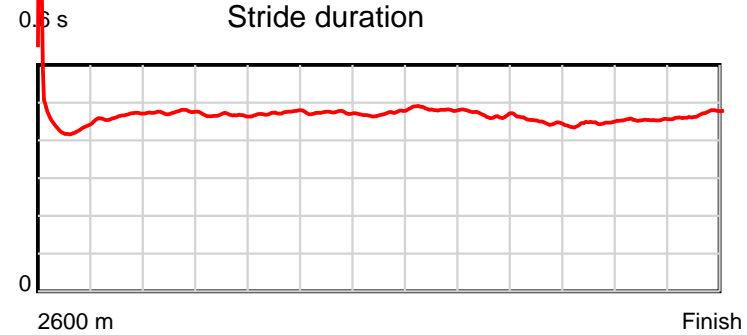
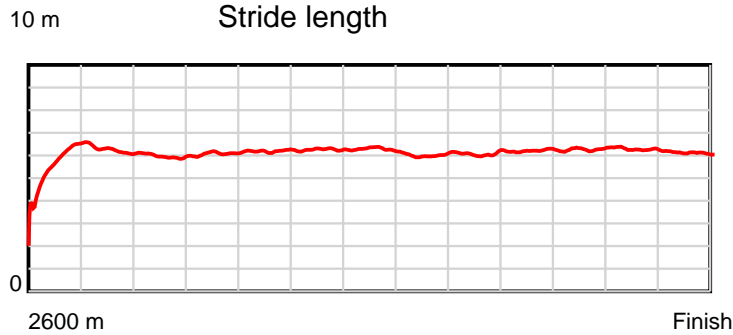
## Disclaimer.

HRNZ and NZMTC and Thoroughbred Ratings Pty Ltd accepts no responsibility for the completeness or accuracy of any of the information contained herein, and makes no representations about its suitability for any particular purpose. Users should make their own judgements about those matters and/or seek independent advice. You assume all risks associated with use of the data provided on this page.

# Race Results

April 21, 2022, Race 7, , Distance 2600m, Addington - Survey 3200m

Result	TAB no.	Horse (Barrier)	2200m to	2000m to	1800m to	1600m to	1400m to	1200m to	1000m to	800m to	600m to	400m to	200m to	Total or	Margin
10th	5	<b>Nadira Franco (5)</b>	<b>2000m</b>	<b>1800m</b>	<b>1600m</b>	<b>1400m</b>	<b>1200m</b>	<b>1000m</b>	<b>800m</b>	<b>600m</b>	<b>400m</b>	<b>200m</b>	<b>WP</b>	<b>Average</b>	
		Position in running (margin)	3(3.0)	3(4.4)	4(5.3)	3(4.3)	3(2.7)	2(2.0)	3(2.1)	3(2.7)	4(2.4)	6(4.4)	7(8.1)		14.70
		Sectional time (s)	16.16	15.36	15.50	15.21	15.16	16.26	15.71	14.48	14.43	14.65	15.54		
		Cumulative time (s)	168.46	152.30	136.94	121.44	106.23	91.07	74.81	59.10	44.62	30.19	15.54	3:19.66	
		Speed (m/s)	12.38	13.02	12.90	13.15	13.19	12.30	12.73	13.81	13.86	13.65	12.87	13.02	
		Stride length (m)	5.88	6.07	6.11	6.22	6.23	5.94	5.95	6.19	6.18	6.21	6.05	6.05	
		Stride duration (s)	0.475	0.466	0.473	0.473	0.472	0.483	0.467	0.448	0.446	0.455	0.471	0.465	
		Stride efficiency (%)	54.02	57.58	58.29	60.51	60.59	55.10	55.30	59.90	59.60	60.25	57.28	57.25	
		Stride count	34.02	32.95	32.75	32.14	32.12	33.68	33.62	32.30	32.38	32.21	33.03	429.54	



Note: Horizontal distance axis grid lines are 200m furlongs.

**Disclaimer.**

HRNZ and NZMTC and Thoroughbred Ratings Pty Ltd accepts no responsibility for the completeness or accuracy of any of the information contained herein, and makes no representations about its suitability for any particular purpose. Users should make their own judgements about those matters and/or seek independent advice. You assume all risks associated with use of the data provided on this page.



# Race Results



April 21, 2022, Race 7, , Distance 2600m, Addington - Survey 3200m

Result	TAB no.	Horse (Barrier)	2600 to	2400m to
11th	13	<b>Winemeup (13)</b>	<b>2400m</b>	<b>2200m</b>
		Position in running (margin)	-	11(12.7)
		Sectional time (s)	18.25	15.35
		Cumulative time (s)	199.69	181.44
		Speed (m/s)	10.96	13.03
		Stride length (m)	5.71	6.09
		Stride duration (s)	0.462	0.467
		Stride efficiency (%)	50.97	58.00
		Stride count	35.02	32.83

#### Disclaimer.

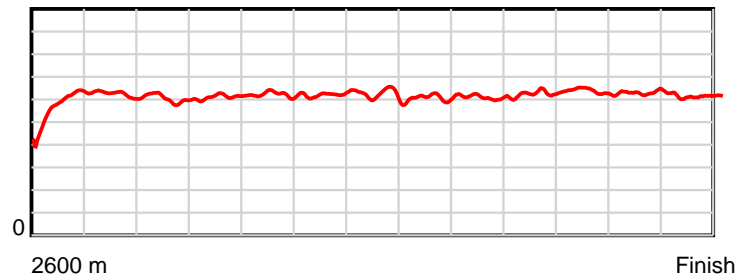
HRNZ and NZMTC and Thoroughbred Ratings Pty Ltd accepts no responsibility for the completeness or accuracy of any of the information contained herein, and makes no representations about its suitability for any particular purpose. Users should make their own judgements about those matters and/or seek independent advice. You assume all risks associated with use of the data provided on this page.

# Race Results

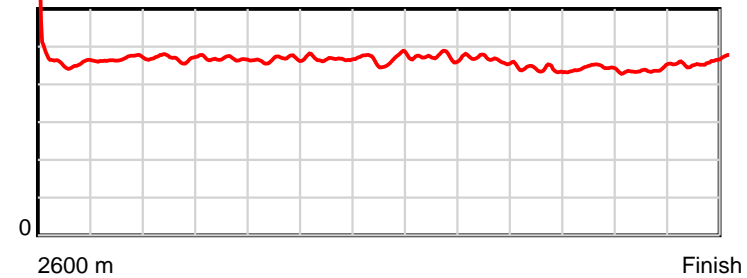
April 21, 2022, Race 7, , Distance 2600m, Addington - Survey 3200m

Result	TAB no.	Horse (Barrier)	2200m to	2000m to	1800m to	1600m to	1400m to	1200m to	1000m to	800m to	600m to	400m to	200m to	Total or	Margin
11th	13	<b>Winemeup (13)</b>	<b>2000m</b>	<b>1800m</b>	<b>1600m</b>	<b>1400m</b>	<b>1200m</b>	<b>1000m</b>	<b>800m</b>	<b>600m</b>	<b>400m</b>	<b>200m</b>	<b>WP</b>	<b>Average</b>	
		Position in running (margin)	11(17.2)	11(16.8)	11(17.5)	11(15.4)	11(14.0)	11(12.9)	11(10.4)	11(10.7)	10(7.2)	11(8.7)	11(11.1)		14.80
		Sectional time (s)	15.87	15.33	15.32	15.24	15.09	15.81	15.66	13.96	14.35	14.43	15.03		
		Cumulative time (s)	166.09	150.22	134.89	119.57	104.33	89.24	73.43	57.77	43.81	29.46	15.03	3:19.69	
		Speed (m/s)	12.60	13.05	13.05	13.12	13.25	12.65	12.77	14.33	13.94	13.86	13.31	13.02	
		Stride length (m)	5.92	6.10	6.09	6.14	6.19	6.00	5.90	6.29	6.17	6.13	6.12	6.06	
		Stride duration (s)	0.470	0.467	0.467	0.468	0.467	0.474	0.462	0.439	0.443	0.442	0.460	0.466	
		Stride efficiency (%)	54.73	58.09	58.05	58.95	59.97	56.22	54.49	61.78	59.48	58.64	58.50	57.43	
		Stride count	33.79	32.80	32.81	32.56	32.29	33.34	33.87	31.81	32.42	32.65	32.69	428.88	

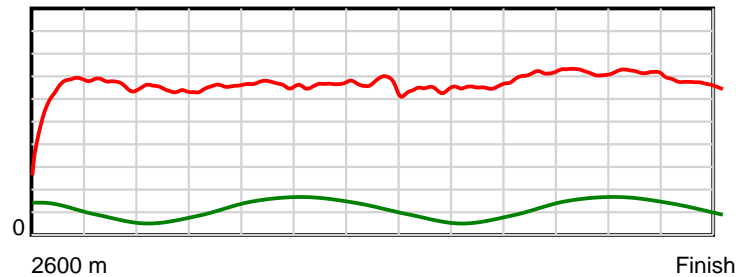
10 m Stride length



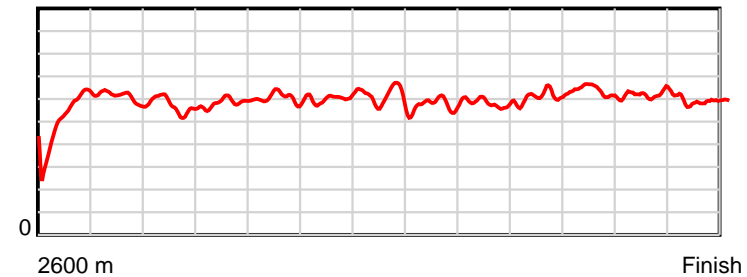
0.6 s Stride duration



20 m/sec Speed



100 % Stride efficiency



Note: Horizontal distance axis grid lines are 200m furlongs.

## Disclaimer.

HRNZ and NZMTC and Thoroughbred Ratings Pty Ltd accepts no responsibility for the completeness or accuracy of any of the information contained herein, and makes no representations about its suitability for any particular purpose. Users should make their own judgements about those matters and/or seek independent advice. You assume all risks associated with use of the data provided on this page.



# Race Results



April 21, 2022, Race 7, , Distance 2600m, Addington - Survey 3200m

Result	TAB no.	Horse (Barrier)	2600 to	2400m to
12th	12	<b>Blue On Black (12)</b>	<b>2400m</b>	<b>2200m</b>
		Position in running (margin)	-	13(19.8)
		Sectional time (s)	19.43	15.18
		Cumulative time (s)	201.60	182.17
		Speed (m/s)	10.29	13.18
		Stride length (m)	5.10	5.99
		Stride duration (s)	0.455	0.455
		Stride efficiency (%)	40.67	56.07
		Stride count	39.21	33.39

#### Disclaimer.

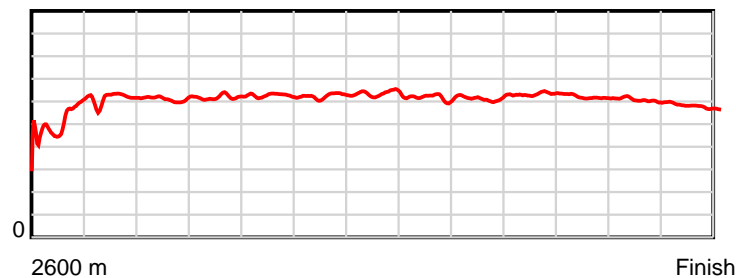
HRNZ and NZMTC and Thoroughbred Ratings Pty Ltd accepts no responsibility for the completeness or accuracy of any of the information contained herein, and makes no representations about its suitability for any particular purpose. Users should make their own judgements about those matters and/or seek independent advice. You assume all risks associated with use of the data provided on this page.

# Race Results

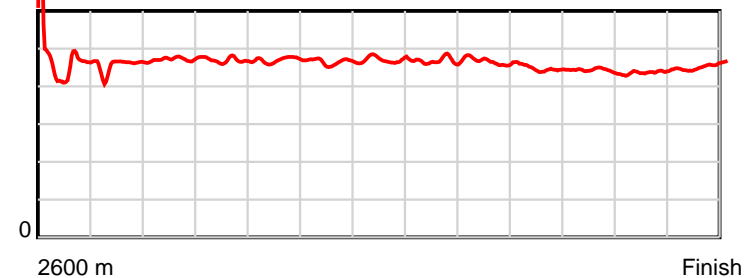
April 21, 2022, Race 7, , Distance 2600m, Addington - Survey 3200m

Result	TAB no.	Horse (Barrier)	2200m to	2000m to	1800m to	1600m to	1400m to	1200m to	1000m to	800m to	600m to	400m to	200m to	Total or	Margin
12th	12	<b>Blue On Black (12)</b>	<b>2000m</b>	<b>1800m</b>	<b>1600m</b>	<b>1400m</b>	<b>1200m</b>	<b>1000m</b>	<b>800m</b>	<b>600m</b>	<b>400m</b>	<b>200m</b>	<b>WP</b>	<b>Average</b>	
		Position in running (margin)	13(23.3)	13(22.1)	13(22.2)	13(19.9)	13(17.3)	13(15.5)	13(13.0)	13(13.4)	13(10.8)	12(13.9)	12(17.5)		25.50
		Sectional time (s)	15.75	15.22	15.28	15.04	14.97	15.83	15.68	14.11	14.62	14.64	15.85		
		Cumulative time (s)	166.99	151.24	136.02	120.74	105.70	90.73	74.90	59.22	45.11	30.49	15.85	3:21.60	
		Speed (m/s)	12.70	13.14	13.09	13.30	13.36	12.63	12.76	14.17	13.68	13.66	12.62	12.90	
		Stride length (m)	5.99	6.16	6.16	6.18	6.29	5.92	5.93	6.32	6.02	6.00	5.72	5.97	
		Stride duration (s)	0.472	0.469	0.471	0.464	0.471	0.469	0.464	0.445	0.440	0.439	0.454	0.463	
		Stride efficiency (%)	56.12	59.34	59.23	59.59	61.85	54.86	54.87	62.33	56.67	56.29	51.21	55.64	
		Stride count	33.37	32.45	32.48	32.39	31.79	33.76	33.75	31.67	33.21	33.32	34.94	435.73	

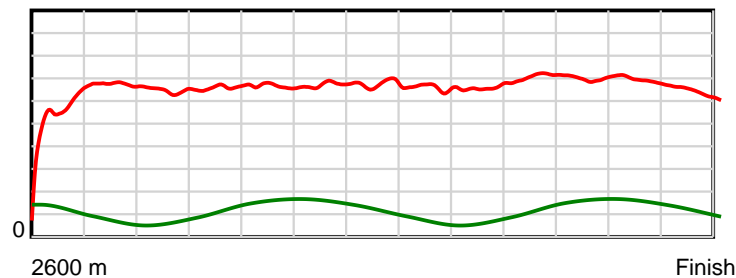
10 m Stride length



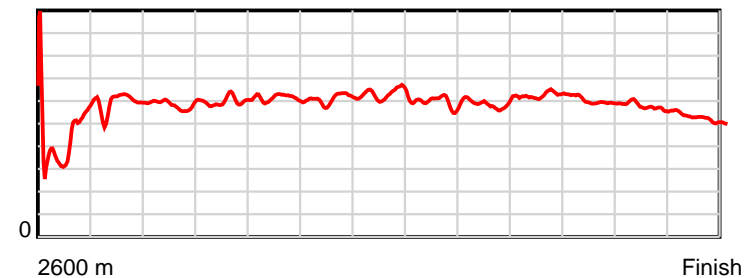
0.5 s Stride duration



20 m/sec Speed



100 % Stride efficiency



Note: Horizontal distance axis grid lines are 200m furlongs.

## Disclaimer.

HRNZ and NZMTC and Thoroughbred Ratings Pty Ltd accepts no responsibility for the completeness or accuracy of any of the information contained herein, and makes no representations about its suitability for any particular purpose. Users should make their own judgements about those matters and/or seek independent advice. You assume all risks associated with use of the data provided on this page.



# Race Results



April 21, 2022, Race 7, , Distance 2600m, Addington - Survey 3200m

Result	TAB no.	Horse (Barrier)	2600 to	2400m to
13th	10	<b>Bettor Behave (10)</b>	<b>2400m</b>	<b>2200m</b>
		Position in running (margin)	-	3(0.8)
		Sectional time (s)	16.31	15.61
		Cumulative time (s)	202.43	186.12
		Speed (m/s)	12.26	12.81
		Stride length (m)	5.90	6.00
		Stride duration (s)	0.461	0.468
		Stride efficiency (%)	54.33	56.21
		Stride count	33.92	33.35

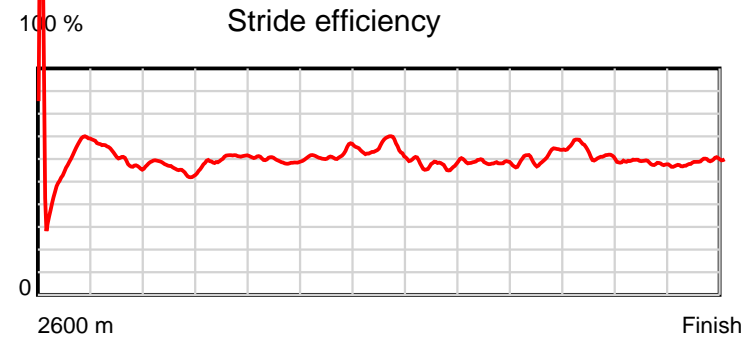
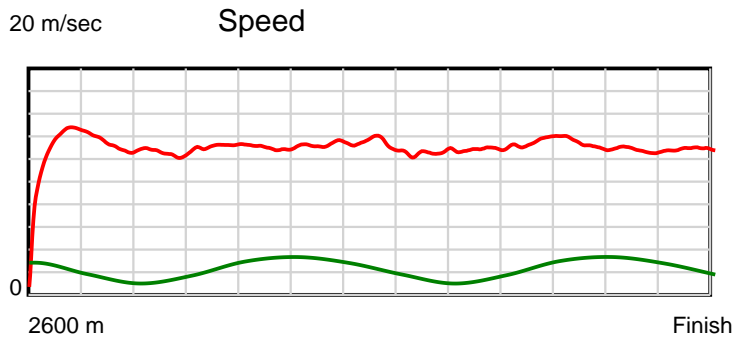
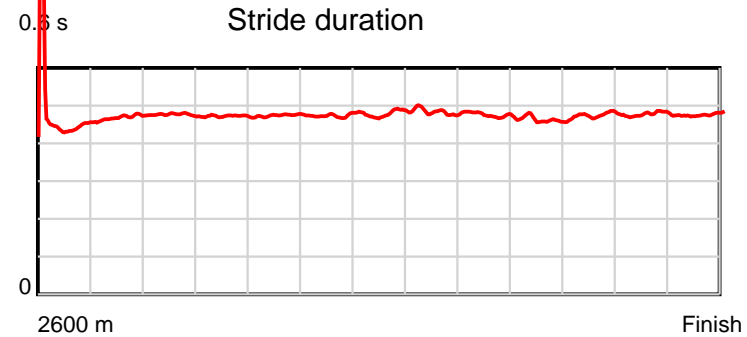
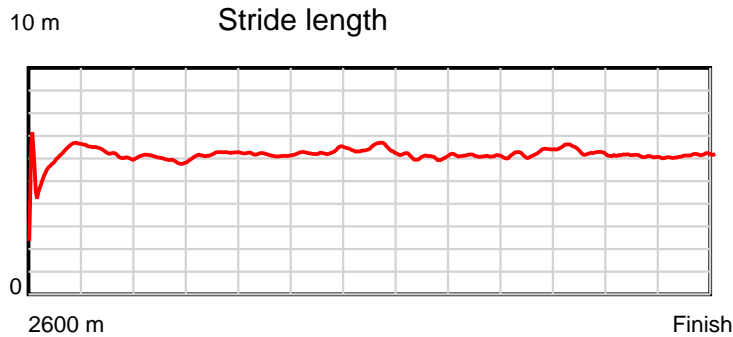
#### Disclaimer.

HRNZ and NZMTC and Thoroughbred Ratings Pty Ltd accepts no responsibility for the completeness or accuracy of any of the information contained herein, and makes no representations about its suitability for any particular purpose. Users should make their own judgements about those matters and/or seek independent advice. You assume all risks associated with use of the data provided on this page.

# Race Results

April 21, 2022, Race 7, , Distance 2600m, Addington - Survey 3200m

Result	TAB no.	Horse (Barrier)	2200m to	2000m to	1800m to	1600m to	1400m to	1200m to	1000m to	800m to	600m to	400m to	200m to	Total or	Margin
13th	10	<b>Bettor Behave (10)</b>	<b>2000m</b>	<b>1800m</b>	<b>1600m</b>	<b>1400m</b>	<b>1200m</b>	<b>1000m</b>	<b>800m</b>	<b>600m</b>	<b>400m</b>	<b>200m</b>	<b>WP</b>	<b>Average</b>	
		Position in running (margin)	6(6.8)	7(9.3)	7(9.3)	7(9.9)	7(7.9)	7(6.4)	7(6.4)	7(7.7)	12(8.4)	13(16.0)	13(25.0)		30.10
		Sectional time (s)	16.34	15.22	15.77	15.14	15.02	16.24	15.84	14.64	15.38	15.54	15.38		
		Cumulative time (s)	170.51	154.17	138.95	123.18	108.04	93.02	76.78	60.94	46.30	30.92	15.38	3:22.43	
		Speed (m/s)	12.24	13.14	12.68	13.21	13.32	12.32	12.63	13.66	13.00	12.87	13.00	12.84	
		Stride length (m)	5.83	6.20	6.01	6.26	6.37	5.95	5.98	6.32	6.18	6.15	6.19	6.10	
		Stride duration (s)	0.476	0.472	0.474	0.474	0.478	0.483	0.474	0.462	0.475	0.478	0.476	0.475	
		Stride efficiency (%)	53.06	60.00	56.49	61.27	63.47	55.37	55.88	62.32	59.65	59.14	59.92	58.11	
		Stride count	34.32	32.28	33.27	31.94	31.38	33.60	33.45	31.67	32.37	32.51	32.30	426.36	



Note: Horizontal distance axis grid lines are 200m furlongs.

#### Disclaimer.

HRNZ and NZMTC and Thoroughbred Ratings Pty Ltd accepts no responsibility for the completeness or accuracy of any of the information contained herein, and makes no representations about its suitability for any particular purpose. Users should make their own judgements about those matters and/or seek independent advice. You assume all risks associated with use of the data provided on this page.