



## Race Results

NZ Metropolitan Trotting Club Inc, HRNZ, April 29, 2022

Compilation date: April 29, 2022, 6:59:51 PM (NZST)

Copyright © 2022 HRNZ and NZMTC. All rights reserved.

### Trademarks.

StrideMASTER is a registered trademark of Thoroughbred Ratings Pty Ltd.

### Disclaimer.

HRNZ and NZMTC and Thoroughbred Ratings Pty Ltd accepts no responsibility for the completeness or accuracy of any of the information contained herein, and makes no representations about its suitability for any particular purpose. Users should make their own judgements about those matters and/or seek independent advice. You assume all risks associated with use of the data provided on this page.



# Race Results



April 29, 2022, Race 4, SPECTATORS BAR HANDICAP TROT, Distance 2600m, Addington - Survey 3200m

Result	TAB no.	Horse (Barrier)	2600 to	2400m to
1st	8	Matua Tana (6)	2400m	2200m
		Position in running (margin)	-	7(12.9)
		Sectional time (s)	18.87	14.76
		Cumulative time (s)	200.03	181.16
		Speed (m/s)	10.60	13.55
		Stride length (m)	6.39	6.49
		Stride duration (s)	0.483	0.479
		Stride efficiency (%)	63.82	65.74
		Stride count	31.29	30.84

#### Disclaimer.

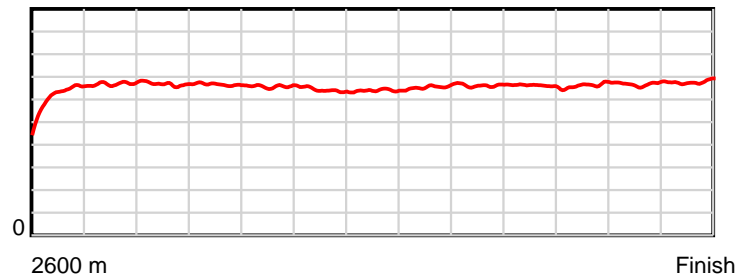
HRNZ and NZMTC and Thoroughbred Ratings Pty Ltd accepts no responsibility for the completeness or accuracy of any of the information contained herein, and makes no representations about its suitability for any particular purpose. Users should make their own judgements about those matters and/or seek independent advice. You assume all risks associated with use of the data provided on this page.

# Race Results

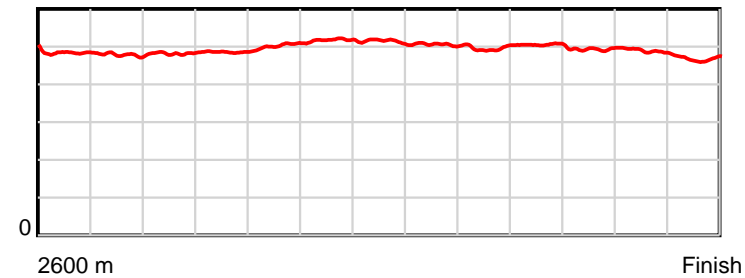
April 29, 2022, Race 4, SPECTATORS BAR HANDICAP TROT, Distance 2600m, Addington - Survey 3200m

Result	TAB no.	Horse (Barrier)	2200m to	2000m to	1800m to	1600m to	1400m to	1200m to	1000m to	800m to	600m to	400m to	200m to	Total or	Margin
1st	8	Matua Tana (6)	2000m	1800m	1600m	1400m	1200m	1000m	800m	600m	400m	200m	WP	Average	
		Position in running (margin)	6(8.8)	3(2.1)	1(0.0)	1(0.0)	1(0.0)	1(0.0)	1(0.0)	1(0.0)	1(0.0)	1(0.0)	1(0.0)		0.00
		Sectional time (s)	14.62	14.49	15.32	16.09	16.12	15.59	15.04	15.41	15.00	14.82	13.90		
		Cumulative time (s)	166.40	151.78	137.29	121.97	105.88	89.76	74.17	59.13	43.72	28.72	13.90	3:20.03	
		Speed (m/s)	13.68	13.80	13.05	12.43	12.41	12.83	13.30	12.98	13.33	13.50	14.39	13.00	
		Stride length (m)	6.60	6.70	6.57	6.43	6.38	6.49	6.60	6.54	6.58	6.58	6.73	6.54	
		Stride duration (s)	0.482	0.486	0.503	0.517	0.514	0.506	0.496	0.504	0.494	0.488	0.468	0.503	
		Stride efficiency (%)	68.06	70.25	67.49	64.64	63.51	65.85	68.02	66.84	67.68	67.66	70.71	66.90	
		Stride count	30.30	29.83	30.43	31.10	31.37	30.81	30.31	30.58	30.39	30.40	29.73	397.38	

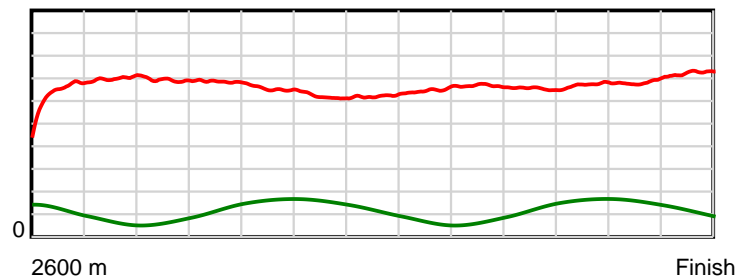
10 m Stride length



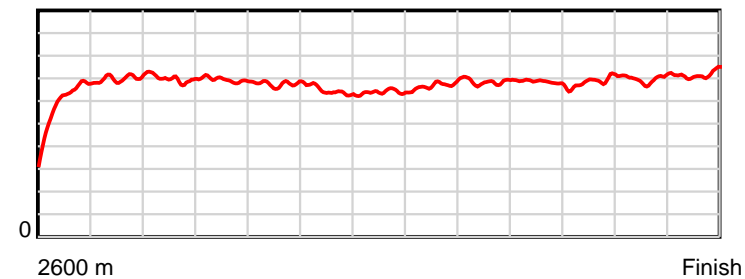
0.6 s Stride duration



20 m/sec Speed



100 % Stride efficiency



Note: Horizontal distance axis grid lines are 200m furlongs.

**Disclaimer.**

HRNZ and NZMTC and Thoroughbred Ratings Pty Ltd accepts no responsibility for the completeness or accuracy of any of the information contained herein, and makes no representations about its suitability for any particular purpose. Users should make their own judgements about those matters and/or seek independent advice. You assume all risks associated with use of the data provided on this page.



# Race Results



April 29, 2022, Race 4, SPECTATORS BAR HANDICAP TROT, Distance 2600m, Addington - Survey 3200m

Result	TAB no.	Horse (Barrier)	2600 to	2400m to
2nd	7	Majestic Lavro... (8)	2400m	2200m
		Position in running (margin)	-	6(10.6)
		Sectional time (s)	18.52	15.41
		Cumulative time (s)	200.22	181.70
		Speed (m/s)	10.80	12.98
		Stride length (m)	5.67	5.86
		Stride duration (s)	0.446	0.452
		Stride efficiency (%)	50.18	53.65
		Stride count	35.29	34.13

## Disclaimer.

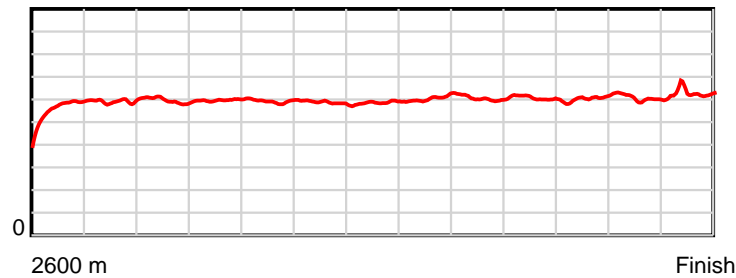
HRNZ and NZMTC and Thoroughbred Ratings Pty Ltd accepts no responsibility for the completeness or accuracy of any of the information contained herein, and makes no representations about its suitability for any particular purpose. Users should make their own judgements about those matters and/or seek independent advice. You assume all risks associated with use of the data provided on this page.

# Race Results

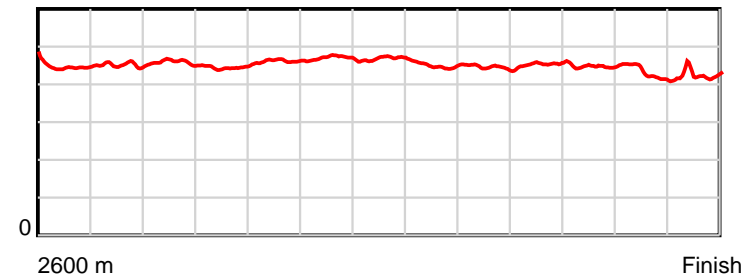
April 29, 2022, Race 4, SPECTATORS BAR HANDICAP TROT, Distance 2600m, Addington - Survey 3200m

Result	TAB no.	Horse (Barrier)	2200m to	2000m to	1800m to	1600m to	1400m to	1200m to	1000m to	800m to	600m to	400m to	200m to	Total or	Margin
2nd	7	Majestic Lavro... (8)	2000m	1800m	1600m	1400m	1200m	1000m	800m	600m	400m	200m	WP	Average	
		Position in running (margin)	7(10.5)	7(10.6)	7(11.2)	7(13.7)	7(13.1)	7(12.8)	7(9.9)	7(8.9)	7(6.4)	6(5.5)	5(3.0)		1.10
		Sectional time (s)	15.75	14.95	15.74	15.99	16.06	15.10	14.87	15.00	14.85	14.41	13.57		
		Cumulative time (s)	166.29	150.54	135.59	119.85	103.86	87.80	72.70	57.83	42.83	27.98	13.57	3:20.22	
		Speed (m/s)	12.70	13.38	12.71	12.51	12.45	13.25	13.45	13.33	13.47	13.88	14.74	12.99	
		Stride length (m)	5.82	5.95	5.87	5.87	5.82	5.96	5.99	6.05	6.02	5.96	6.24	5.93	
		Stride duration (s)	0.458	0.445	0.462	0.470	0.468	0.450	0.445	0.454	0.447	0.430	0.423	0.456	
		Stride efficiency (%)	52.85	55.33	53.83	53.93	53.01	55.50	56.01	57.21	56.60	55.58	60.77	54.88	
		Stride count	34.39	33.61	34.08	34.04	34.34	33.56	33.41	33.06	33.23	33.54	32.07	438.75	

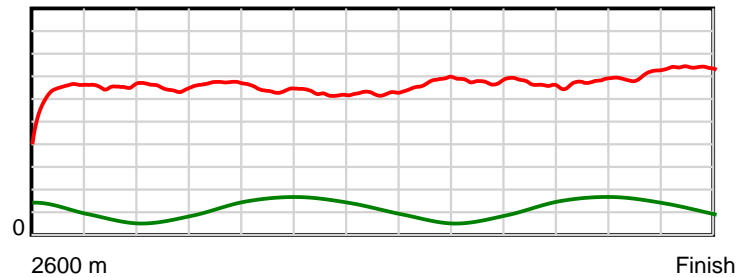
10 m Stride length



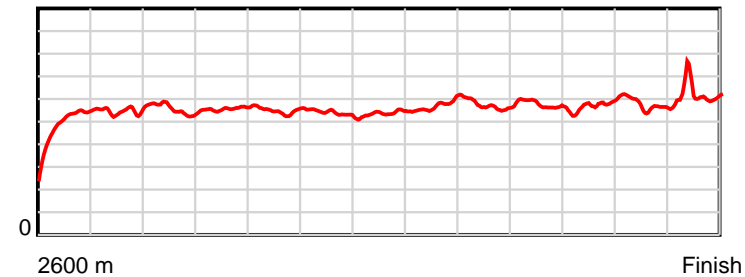
0.6 s Stride duration



20 m/sec Speed



100 % Stride efficiency



Note: Horizontal distance axis grid lines are 200m furlongs.

## Disclaimer.

HRNZ and NZMTC and Thoroughbred Ratings Pty Ltd accepts no responsibility for the completeness or accuracy of any of the information contained herein, and makes no representations about its suitability for any particular purpose. Users should make their own judgements about those matters and/or seek independent advice. You assume all risks associated with use of the data provided on this page.



# Race Results



April 29, 2022, Race 4, SPECTATORS BAR HANDICAP TROT, Distance 2600m, Addington - Survey 3200m

Result	TAB no.	Horse (Barrier)	2600 to	2400m to
3rd	2	<b>Red Harbour (0)</b>	<b>2400m</b>	<b>2200m</b>
		Position in running (margin)	-	1(0.0)
		Sectional time (s)	16.59	15.44
		Cumulative time (s)	200.25	183.66
		Speed (m/s)	12.06	12.95
		Stride length (m)	5.37	5.80
		Stride duration (s)	0.449	0.448
		Stride efficiency (%)	45.14	52.54
		Stride count	37.21	34.49

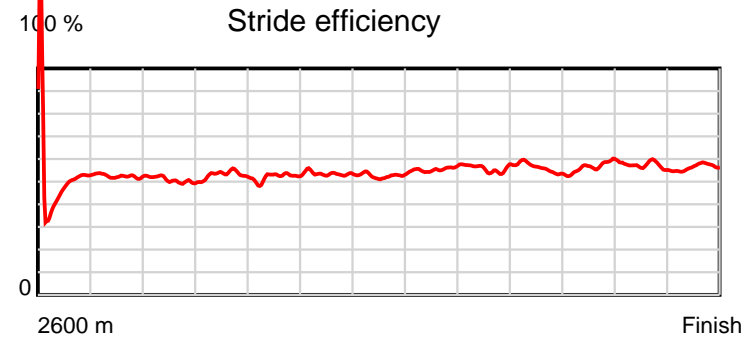
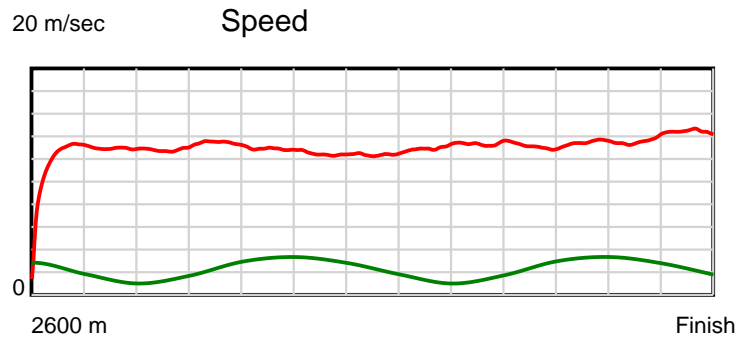
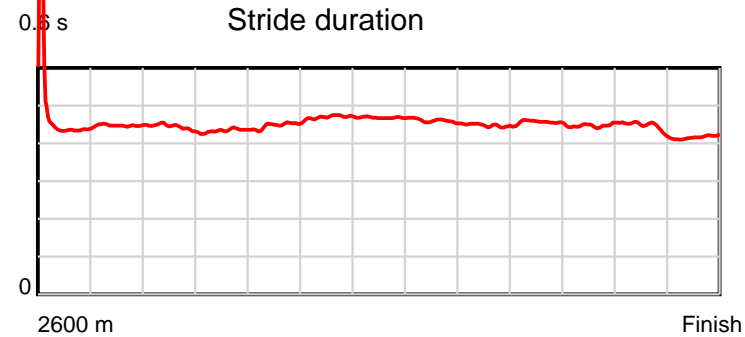
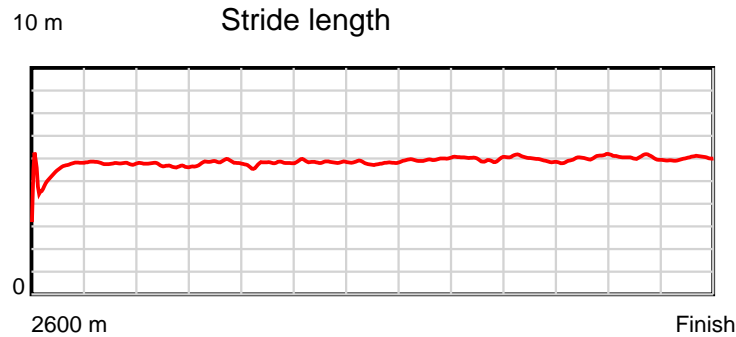
#### Disclaimer.

HRNZ and NZMTC and Thoroughbred Ratings Pty Ltd accepts no responsibility for the completeness or accuracy of any of the information contained herein, and makes no representations about its suitability for any particular purpose. Users should make their own judgements about those matters and/or seek independent advice. You assume all risks associated with use of the data provided on this page.

# Race Results

April 29, 2022, Race 4, SPECTATORS BAR HANDICAP TROT, Distance 2600m, Addington - Survey 3200m

Result	TAB no.	Horse (Barrier)	2200m to	2000m to	1800m to	1600m to	1400m to	1200m to	1000m to	800m to	600m to	400m to	200m to	Total or	Margin
3rd	2	<b>Red Harbour (0)</b>	<b>2000m</b>	<b>1800m</b>	<b>1600m</b>	<b>1400m</b>	<b>1200m</b>	<b>1000m</b>	<b>800m</b>	<b>600m</b>	<b>400m</b>	<b>200m</b>	<b>WP</b>	<b>Average</b>	
		Position in running (margin)	1(0.0)	1(0.0)	2(0.6)	2(2.3)	2(2.2)	2(2.8)	2(1.9)	2(2.4)	2(1.9)	3(2.6)	4(2.3)		1.20
		Sectional time (s)	15.74	14.95	15.60	16.08	16.21	15.43	15.12	15.33	15.11	14.78	13.87		
		Cumulative time (s)	168.22	152.48	137.53	121.93	105.85	89.64	74.21	59.09	43.76	28.65	13.87	3:20.25	
		Speed (m/s)	12.71	13.38	12.82	12.44	12.34	12.96	13.23	13.05	13.24	13.53	14.42	12.98	
		Stride length (m)	5.64	5.80	5.74	5.85	5.78	5.96	5.92	5.95	5.92	6.01	6.02	5.82	
		Stride duration (s)	0.444	0.433	0.448	0.470	0.468	0.460	0.448	0.456	0.447	0.444	0.417	0.448	
		Stride efficiency (%)	49.74	52.54	51.53	53.40	52.14	55.50	54.77	55.35	54.74	56.36	56.55	52.97	
		Stride count	35.45	34.49	34.83	34.21	34.62	33.56	33.78	33.60	33.79	33.30	33.25	446.58	



Note: Horizontal distance axis grid lines are 200m furlongs.

#### Disclaimer.

HRNZ and NZMTC and Thoroughbred Ratings Pty Ltd accepts no responsibility for the completeness or accuracy of any of the information contained herein, and makes no representations about its suitability for any particular purpose. Users should make their own judgements about those matters and/or seek independent advice. You assume all risks associated with use of the data provided on this page.



# Race Results



April 29, 2022, Race 4, SPECTATORS BAR HANDICAP TROT, Distance 2600m, Addington - Survey 3200m

Result	TAB no.	Horse (Barrier)	2600 to	2400m to
4th	4	<b>Boyz Invasion (1)</b>	<b>2400m</b>	<b>2200m</b>
		Position in running (margin)	-	2(3.4)
		Sectional time (s)	17.24	15.17
		Cumulative time (s)	200.36	183.12
		Speed (m/s)	11.60	13.18
		Stride length (m)	5.18	5.81
		Stride duration (s)	0.438	0.441
		Stride efficiency (%)	41.93	52.72
		Stride count	38.61	34.43

#### Disclaimer.

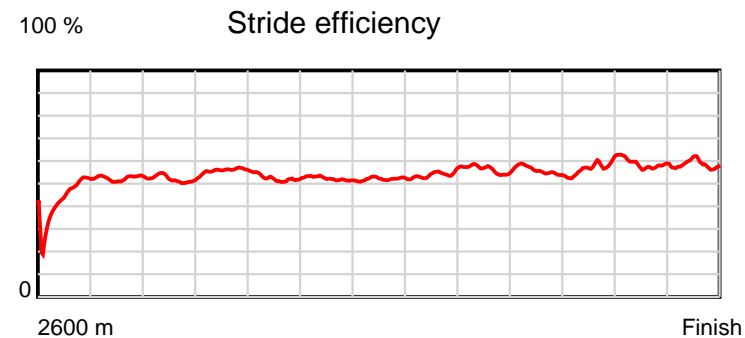
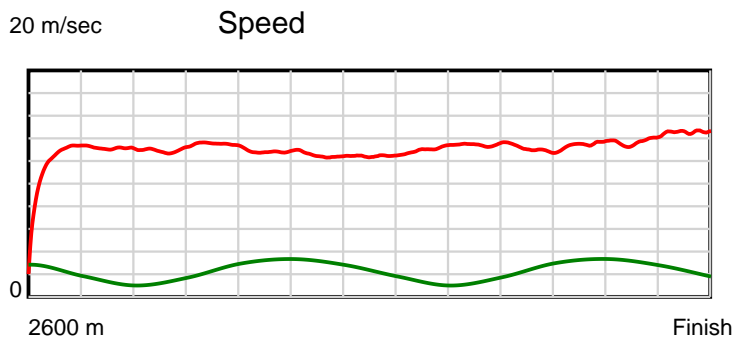
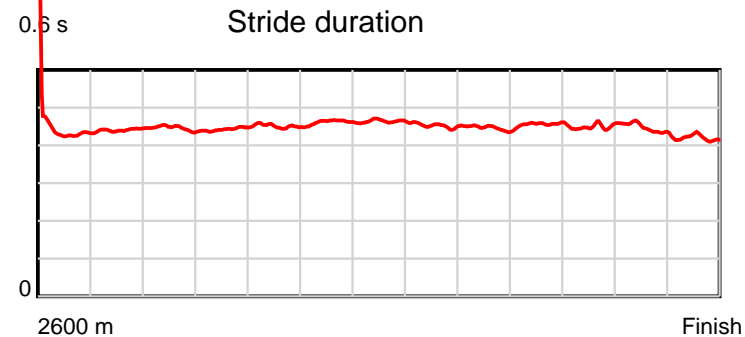
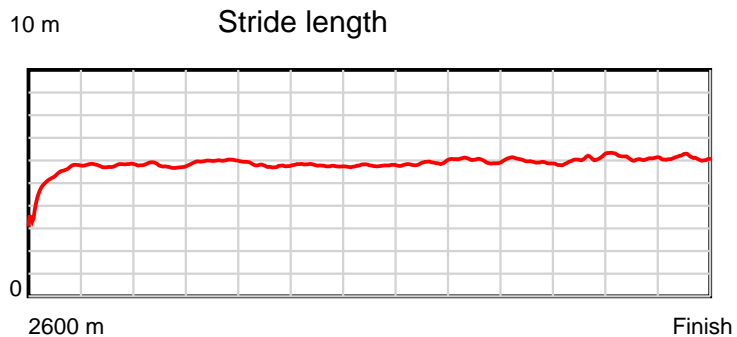
HRNZ and NZMTC and Thoroughbred Ratings Pty Ltd accepts no responsibility for the completeness or accuracy of any of the information contained herein, and makes no representations about its suitability for any particular purpose. Users should make their own judgements about those matters and/or seek independent advice. You assume all risks associated with use of the data provided on this page.



# Race Results

April 29, 2022, Race 4, SPECTATORS BAR HANDICAP TROT, Distance 2600m, Addington - Survey 3200m

Result	TAB no.	Horse (Barrier)	2200m to	2000m to	1800m to	1600m to	1400m to	1200m to	1000m to	800m to	600m to	400m to	200m to	Total or	Margin
4th	4	<b>Boyz Invasion (1)</b>	<b>2000m</b>	<b>1800m</b>	<b>1600m</b>	<b>1400m</b>	<b>1200m</b>	<b>1000m</b>	<b>800m</b>	<b>600m</b>	<b>400m</b>	<b>200m</b>	<b>WP</b>	<b>Average</b>	
		Position in running (margin)	2(1.9)	2(1.6)	3(1.9)	3(5.4)	3(4.9)	3(5.4)	3(3.4)	3(4.0)	4(3.9)	5(5.1)	6(3.6)		1.80
		Sectional time (s)	15.69	14.90	15.90	16.01	16.20	15.26	15.13	15.39	15.21	14.56	13.70		
		Cumulative time (s)	167.95	152.26	137.36	121.46	105.45	89.25	73.99	58.86	43.47	28.26	13.70	3:20.36	
		Speed (m/s)	12.75	13.42	12.58	12.49	12.35	13.11	13.22	13.00	13.15	13.74	14.60	12.98	
		Stride length (m)	5.68	5.94	5.67	5.77	5.72	5.93	5.89	5.93	5.91	6.10	6.11	5.81	
		Stride duration (s)	0.446	0.443	0.451	0.462	0.464	0.453	0.446	0.457	0.450	0.444	0.419	0.448	
		Stride efficiency (%)	50.45	55.18	50.28	52.09	51.21	54.98	54.29	55.01	54.66	58.23	58.42	52.78	
		Stride count	35.20	33.66	35.26	34.64	34.94	33.72	33.93	33.71	33.82	32.76	32.71	447.39	



Note: Horizontal distance axis grid lines are 200m furlongs.

#### Disclaimer.

HRNZ and NZMTC and Thoroughbred Ratings Pty Ltd accepts no responsibility for the completeness or accuracy of any of the information contained herein, and makes no representations about its suitability for any particular purpose. Users should make their own judgements about those matters and/or seek independent advice. You assume all risks associated with use of the data provided on this page.



# Race Results



April 29, 2022, Race 4, SPECTATORS BAR HANDICAP TROT, Distance 2600m, Addington - Survey 3200m

Result	TAB no.	Horse (Barrier)	2600 to	2400m to
5th	5	<b>Quik Shot (5)</b>	<b>2400m</b>	<b>2200m</b>
		Position in running (margin)	-	5(9.1)
		Sectional time (s)	18.22	15.37
		Cumulative time (s)	200.40	182.18
		Speed (m/s)	10.98	13.01
		Stride length (m)	5.52	5.98
		Stride duration (s)	0.441	0.460
		Stride efficiency (%)	47.59	55.94
		Stride count	36.24	33.43

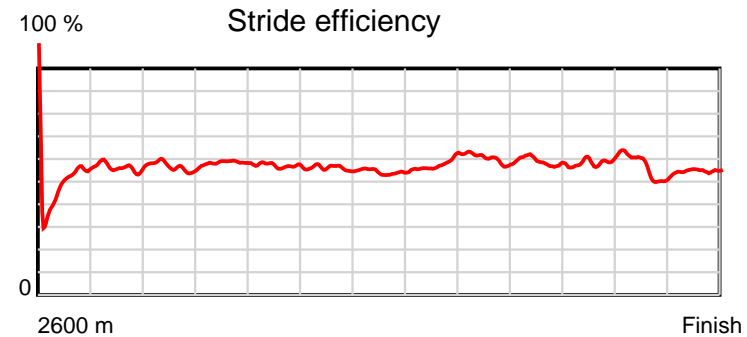
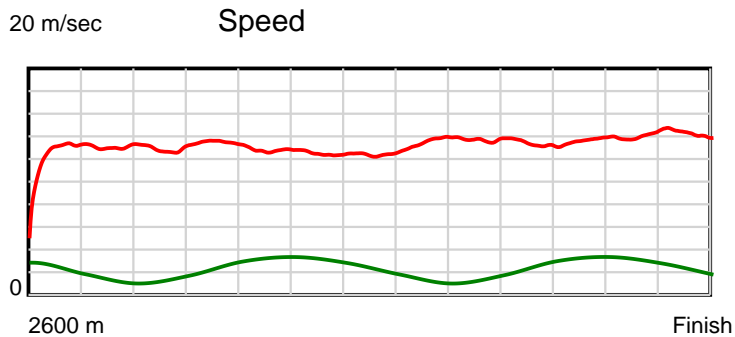
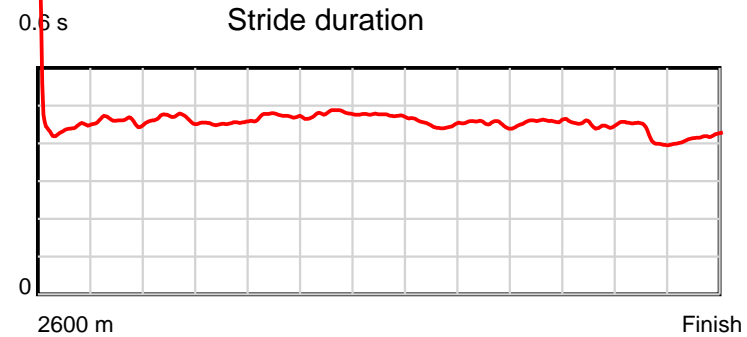
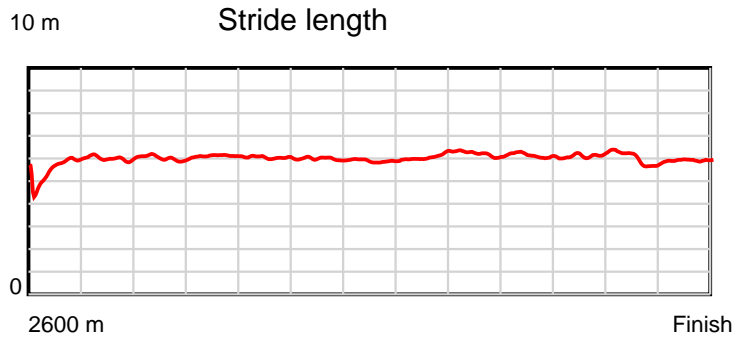
#### Disclaimer.

HRNZ and NZMTC and Thoroughbred Ratings Pty Ltd accepts no responsibility for the completeness or accuracy of any of the information contained herein, and makes no representations about its suitability for any particular purpose. Users should make their own judgements about those matters and/or seek independent advice. You assume all risks associated with use of the data provided on this page.

# Race Results

April 29, 2022, Race 4, SPECTATORS BAR HANDICAP TROT, Distance 2600m, Addington - Survey 3200m

Result	TAB no.	Horse (Barrier)	2200m to	2000m to	1800m to	1600m to	1400m to	1200m to	1000m to	800m to	600m to	400m to	200m to	Total or	Margin
5th	5	<b>Quik Shot (5)</b>	<b>2000m</b>	<b>1800m</b>	<b>1600m</b>	<b>1400m</b>	<b>1200m</b>	<b>1000m</b>	<b>800m</b>	<b>600m</b>	<b>400m</b>	<b>200m</b>	<b>WP</b>	<b>Average</b>	
		Position in running (margin)	5(8.7)	6(8.2)	6(8.5)	6(11.5)	6(10.8)	6(11.0)	6(8.0)	6(7.2)	5(4.2)	4(4.1)	3(1.9)		2.10
		Sectional time (s)	15.65	14.90	15.81	15.98	16.15	15.07	14.91	14.92	14.98	14.44	14.00		
		Cumulative time (s)	166.81	151.16	136.26	120.45	104.47	88.32	73.25	58.34	43.42	28.44	14.00	3:20.40	
		Speed (m/s)	12.78	13.42	12.65	12.52	12.38	13.27	13.41	13.40	13.35	13.85	14.29	12.97	
		Stride length (m)	5.96	6.10	5.97	6.00	5.88	5.98	6.06	6.15	6.01	5.87	5.94	5.95	
		Stride duration (s)	0.466	0.454	0.472	0.479	0.475	0.451	0.452	0.459	0.450	0.424	0.416	0.459	
		Stride efficiency (%)	55.54	58.05	55.67	56.20	54.01	55.90	57.43	59.08	56.37	53.82	55.23	55.34	
		Stride count	33.55	32.81	33.51	33.35	34.02	33.44	32.99	32.53	33.30	34.08	33.64	436.89	



Note: Horizontal distance axis grid lines are 200m furlongs.

#### Disclaimer.

HRNZ and NZMTC and Thoroughbred Ratings Pty Ltd accepts no responsibility for the completeness or accuracy of any of the information contained herein, and makes no representations about its suitability for any particular purpose. Users should make their own judgements about those matters and/or seek independent advice. You assume all risks associated with use of the data provided on this page.



# Race Results



April 29, 2022, Race 4, SPECTATORS BAR HANDICAP TROT, Distance 2600m, Addington - Survey 3200m

Result	TAB no.	Horse (Barrier)	2600 to	2400m to
6th	9	Mataderos (7)	2400m	2200m
		Position in running (margin)	-	9(19.2)
		Sectional time (s)	19.97	15.03
		Cumulative time (s)	200.49	180.52
		Speed (m/s)	10.02	13.31
		Stride length (m)	5.92	5.93
		Stride duration (s)	0.440	0.446
		Stride efficiency (%)	54.72	54.95
		Stride count	33.80	33.73

#### Disclaimer.

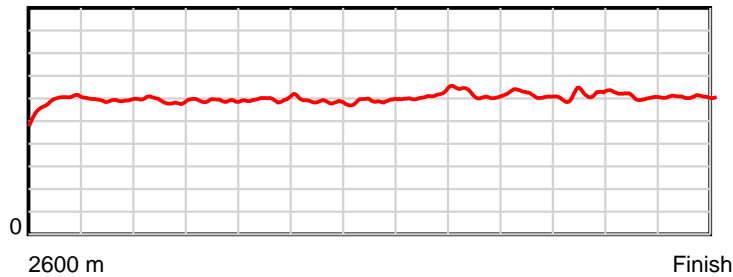
HRNZ and NZMTC and Thoroughbred Ratings Pty Ltd accepts no responsibility for the completeness or accuracy of any of the information contained herein, and makes no representations about its suitability for any particular purpose. Users should make their own judgements about those matters and/or seek independent advice. You assume all risks associated with use of the data provided on this page.

# Race Results

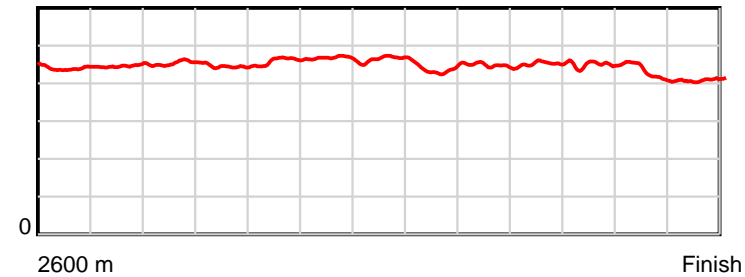
April 29, 2022, Race 4, SPECTATORS BAR HANDICAP TROT, Distance 2600m, Addington - Survey 3200m

Result	TAB no.	Horse (Barrier)	2200m to	2000m to	1800m to	1600m to	1400m to	1200m to	1000m to	800m to	600m to	400m to	200m to	Total or	Margin
6th	9	Mataderos (7)	2000m	1800m	1600m	1400m	1200m	1000m	800m	600m	400m	200m	WP	Average	
		Position in running (margin)	9(16.8)	9(15.6)	9(16.8)	9(18.5)	9(17.4)	9(16.1)	8(11.7)	9(11.2)	9(8.4)	8(8.1)	8(5.2)		2.60
		Sectional time (s)	15.54	15.04	15.60	15.91	15.90	14.85	14.96	14.94	14.95	14.35	13.45		
		Cumulative time (s)	165.49	149.95	134.91	119.31	103.40	87.50	72.65	57.69	42.75	27.80	13.45	3:20.49	
		Speed (m/s)	12.87	13.30	12.82	12.57	12.58	13.47	13.37	13.39	13.38	13.94	14.87	12.97	
		Stride length (m)	5.83	5.92	5.89	5.88	5.85	5.92	5.97	6.08	6.01	5.95	6.08	5.94	
		Stride duration (s)	0.453	0.445	0.459	0.468	0.465	0.439	0.447	0.454	0.449	0.427	0.409	0.458	
		Stride efficiency (%)	53.14	54.81	54.20	53.97	53.39	54.69	55.76	57.68	56.39	55.35	57.69	55.11	
		Stride count	34.30	33.77	33.96	34.03	34.22	33.81	33.48	32.92	33.29	33.60	32.92	437.83	

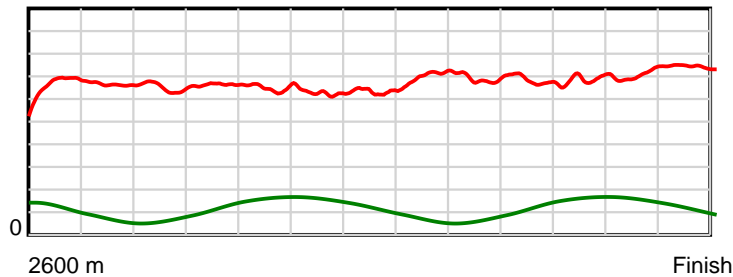
10 m Stride length



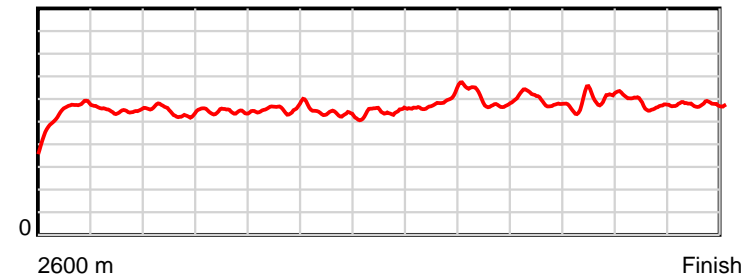
0.6 s Stride duration



20 m/sec Speed



100 % Stride efficiency



Note: Horizontal distance axis grid lines are 200m furlongs.

**Disclaimer.**

HRNZ and NZMTC and Thoroughbred Ratings Pty Ltd accepts no responsibility for the completeness or accuracy of any of the information contained herein, and makes no representations about its suitability for any particular purpose. Users should make their own judgements about those matters and/or seek independent advice. You assume all risks associated with use of the data provided on this page.



# Race Results



April 29, 2022, Race 4, SPECTATORS BAR HANDICAP TROT, Distance 2600m, Addington - Survey 3200m

Result	TAB no.	Horse (Barrier)	2600 to	2400m to
7th	1	<b>Test The Bound... (3)</b>	<b>2400m</b>	<b>2200m</b>
		Position in running (margin)	-	3(5.4)
		Sectional time (s)	17.54	15.32
		Cumulative time (s)	200.75	183.21
		Speed (m/s)	11.40	13.05
		Stride length (m)	5.64	6.51
		Stride duration (s)	0.483	0.498
		Stride efficiency (%)	49.73	66.17
		Stride count	35.45	30.73

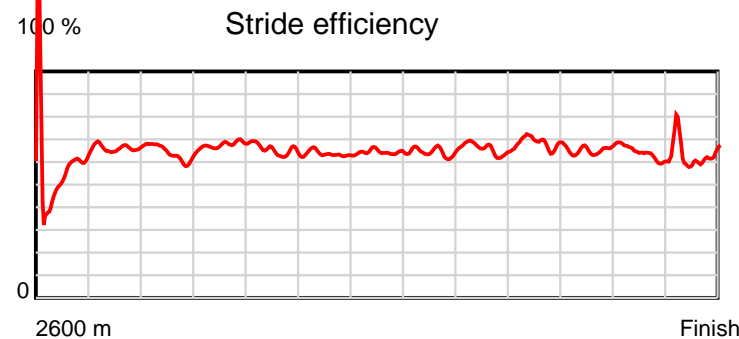
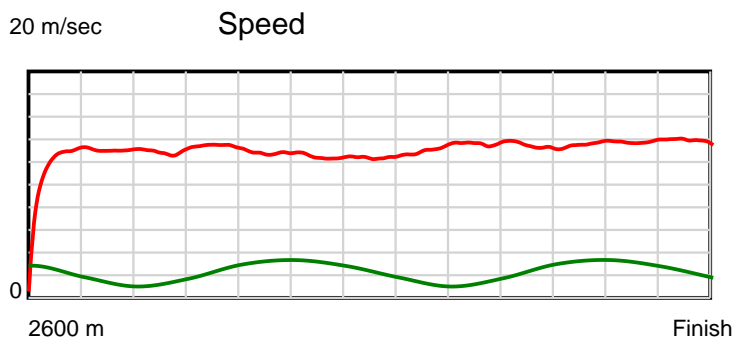
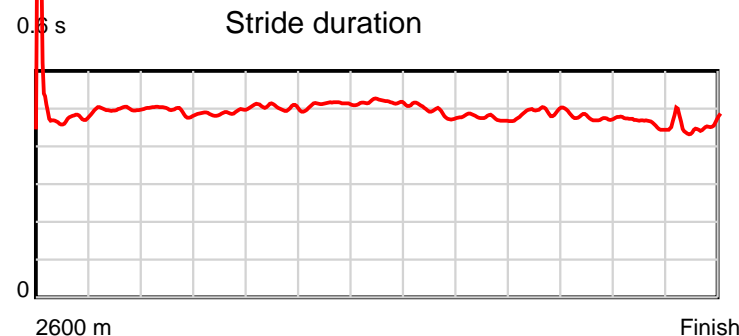
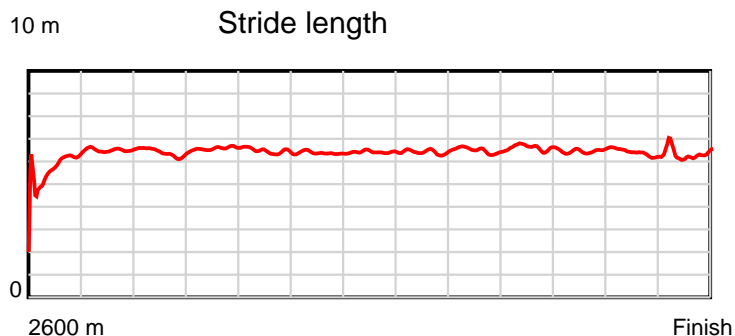
#### Disclaimer.

HRNZ and NZMTC and Thoroughbred Ratings Pty Ltd accepts no responsibility for the completeness or accuracy of any of the information contained herein, and makes no representations about its suitability for any particular purpose. Users should make their own judgements about those matters and/or seek independent advice. You assume all risks associated with use of the data provided on this page.

# Race Results

April 29, 2022, Race 4, SPECTATORS BAR HANDICAP TROT, Distance 2600m, Addington - Survey 3200m

Result	TAB no.	Horse (Barrier)	2200m to	2000m to	1800m to	1600m to	1400m to	1200m to	1000m to	800m to	600m to	400m to	200m to	Total or	Margin
7th	1	<b>Test The Bound... (3)</b>	<b>2000m</b>	<b>1800m</b>	<b>1600m</b>	<b>1400m</b>	<b>1200m</b>	<b>1000m</b>	<b>800m</b>	<b>600m</b>	<b>400m</b>	<b>200m</b>	<b>WP</b>	<b>Average</b>	
		Position in running (margin)	3(4.7)	4(4.0)	4(4.5)	4(6.9)	4(7.0)	4(7.2)	4(6.0)	4(5.4)	3(2.3)	2(2.3)	2(1.5)		4.00
		Sectional time (s)	15.61	14.94	15.70	16.12	16.14	15.40	14.93	14.90	14.99	14.68	14.48		
		Cumulative time (s)	167.89	152.28	137.34	121.64	105.52	89.38	73.98	59.05	44.15	29.16	14.48	3:20.75	
		Speed (m/s)	12.81	13.39	12.74	12.41	12.39	12.99	13.40	13.42	13.34	13.62	13.81	12.95	
		Stride length (m)	6.34	6.56	6.42	6.35	6.41	6.40	6.37	6.61	6.35	6.28	6.30	6.34	
		Stride duration (s)	0.495	0.490	0.504	0.512	0.517	0.493	0.475	0.493	0.476	0.461	0.457	0.490	
		Stride efficiency (%)	62.89	67.28	64.39	63.03	64.21	64.02	63.40	68.35	62.97	61.63	62.11	62.84	
		Stride count	31.53	30.48	31.16	31.49	31.20	31.25	31.40	30.24	31.51	31.85	31.72	410.01	



Note: Horizontal distance axis grid lines are 200m furlongs.

#### Disclaimer.

HRNZ and NZMTC and Thoroughbred Ratings Pty Ltd accepts no responsibility for the completeness or accuracy of any of the information contained herein, and makes no representations about its suitability for any particular purpose. Users should make their own judgements about those matters and/or seek independent advice. You assume all risks associated with use of the data provided on this page.



# Race Results



April 29, 2022, Race 4, SPECTATORS BAR HANDICAP TROT, Distance 2600m, Addington - Survey 3200m

Result	TAB no.	Horse (Barrier)	2600 to	2400m to
8th	6	<b>BJ Lindenny (4)</b>	<b>2400m</b>	<b>2200m</b>
		Position in running (margin)	-	8(13.7)
		Sectional time (s)	18.98	15.35
		Cumulative time (s)	201.04	182.06
		Speed (m/s)	10.54	13.03
		Stride length (m)	5.68	5.96
		Stride duration (s)	0.452	0.458
		Stride efficiency (%)	50.48	55.58
		Stride count	35.19	33.54

#### Disclaimer.

HRNZ and NZMTC and Thoroughbred Ratings Pty Ltd accepts no responsibility for the completeness or accuracy of any of the information contained herein, and makes no representations about its suitability for any particular purpose. Users should make their own judgements about those matters and/or seek independent advice. You assume all risks associated with use of the data provided on this page.

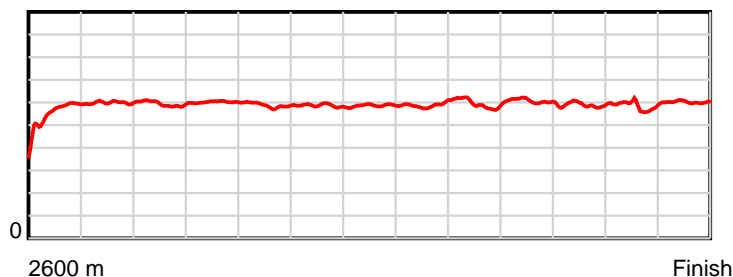


# Race Results

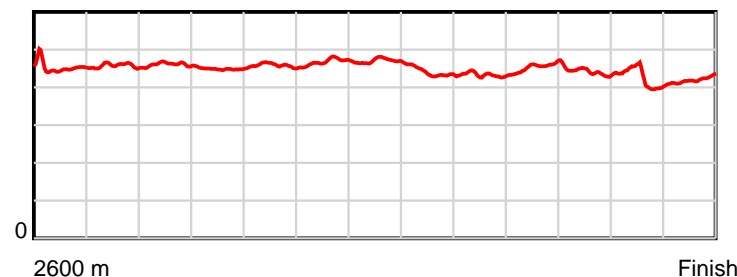
April 29, 2022, Race 4, SPECTATORS BAR HANDICAP TROT, Distance 2600m, Addington - Survey 3200m

Result	TAB no.	Horse (Barrier)	2200m to	2000m to	1800m to	1600m to	1400m to	1200m to	1000m to	800m to	600m to	400m to	200m to	Total or	Margin
8th	6	<b>BJ Lindenny (4)</b>	<b>2000m</b>	<b>1800m</b>	<b>1600m</b>	<b>1400m</b>	<b>1200m</b>	<b>1000m</b>	<b>800m</b>	<b>600m</b>	<b>400m</b>	<b>200m</b>	<b>WP</b>	<b>Average</b>	
		Position in running (margin)	8(13.1)	8(12.6)	8(13.3)	8(16.1)	8(15.5)	8(14.8)	9(12.1)	8(10.4)	8(8.0)	9(8.2)	9(5.4)		5.60
		Sectional time (s)	15.65	14.97	15.78	15.99	15.99	15.14	14.75	15.02	15.03	14.36	14.03		
		Cumulative time (s)	166.71	151.06	136.09	120.31	104.32	88.33	73.19	58.44	43.42	28.39	14.03	3:21.04	
		Speed (m/s)	12.78	13.36	12.67	12.51	12.51	13.21	13.56	13.32	13.31	13.93	14.26	12.93	
		Stride length (m)	5.89	6.00	5.81	5.85	5.88	5.81	5.87	6.06	5.86	5.87	6.00	5.89	
		Stride duration (s)	0.461	0.449	0.458	0.468	0.470	0.440	0.433	0.455	0.441	0.422	0.421	0.455	
		Stride efficiency (%)	54.18	56.20	52.72	53.53	54.03	52.71	53.87	57.38	53.68	53.86	56.33	54.15	
		Stride count	33.97	33.35	34.43	34.17	34.01	34.44	34.06	33.00	34.13	34.07	33.31	441.67	

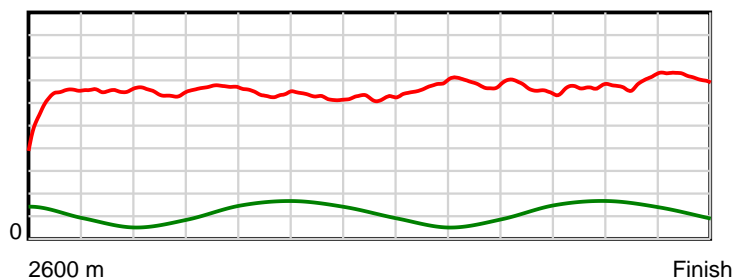
10 m Stride length



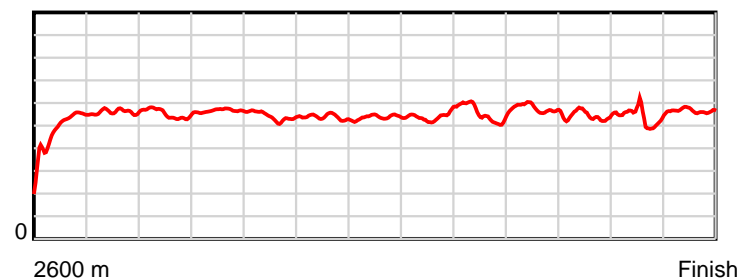
0.6 s Stride duration



20 m/sec Speed



100 % Stride efficiency



Note: Horizontal distance axis grid lines are 200m furlongs.

## Disclaimer.

HRNZ and NZMTC and Thoroughbred Ratings Pty Ltd accepts no responsibility for the completeness or accuracy of any of the information contained herein, and makes no representations about its suitability for any particular purpose. Users should make their own judgements about those matters and/or seek independent advice. You assume all risks associated with use of the data provided on this page.



# Race Results



April 29, 2022, Race 4, SPECTATORS BAR HANDICAP TROT, Distance 2600m, Addington - Survey 3200m

Result	TAB no.	Horse (Barrier)	2600 to	2400m to
9th	3	Desbois (2)	2400m	2200m
		Position in running (margin)	-	4(7.3)
		Sectional time (s)	17.95	15.27
		Cumulative time (s)	201.16	183.21
		Speed (m/s)	11.14	13.10
		Stride length (m)	5.26	6.02
		Stride duration (s)	0.448	0.459
		Stride efficiency (%)	43.16	56.55
		Stride count	38.06	33.25

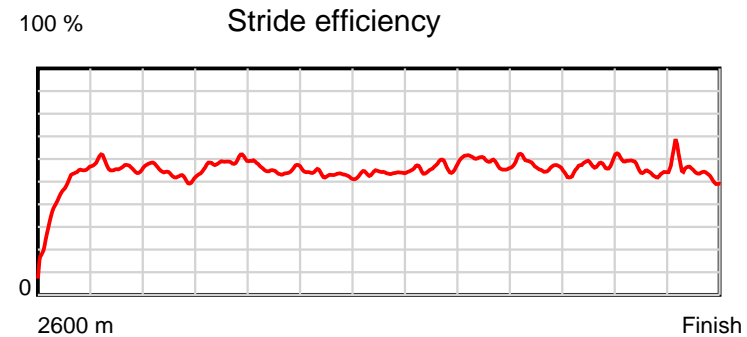
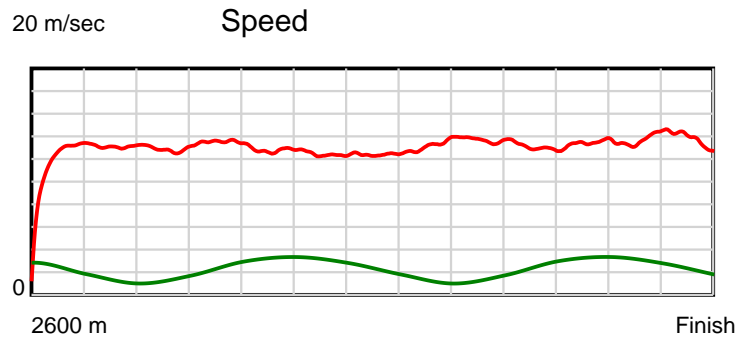
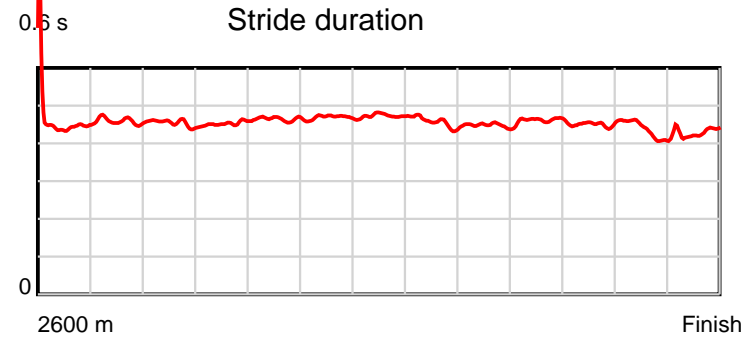
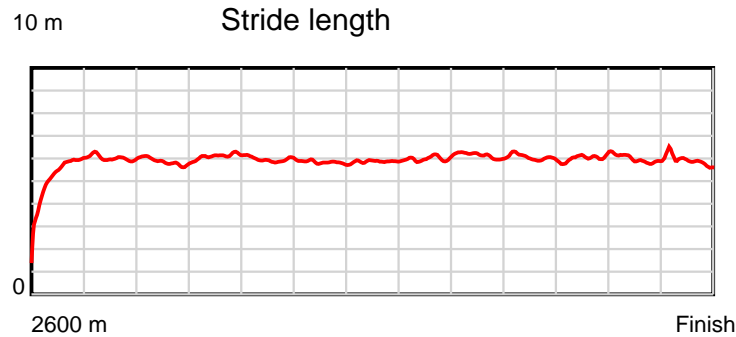
## Disclaimer.

HRNZ and NZMTC and Thoroughbred Ratings Pty Ltd accepts no responsibility for the completeness or accuracy of any of the information contained herein, and makes no representations about its suitability for any particular purpose. Users should make their own judgements about those matters and/or seek independent advice. You assume all risks associated with use of the data provided on this page.

# Race Results

April 29, 2022, Race 4, SPECTATORS BAR HANDICAP TROT, Distance 2600m, Addington - Survey 3200m

Result	TAB no.	Horse (Barrier)	2200m to	2000m to	1800m to	1600m to	1400m to	1200m to	1000m to	800m to	600m to	400m to	200m to	Total or	Margin
9th	3	Desbois (2)	2000m	1800m	1600m	1400m	1200m	1000m	800m	600m	400m	200m	WP	Average	
		Position in running (margin)	4(6.3)	5(6.1)	5(6.4)	5(9.1)	5(8.8)	5(8.8)	5(6.9)	5(6.3)	6(6.0)	7(5.6)	7(4.1)		6.30
		Sectional time (s)	15.70	14.90	15.76	16.04	16.12	15.26	14.94	15.37	14.94	14.57	14.34		
		Cumulative time (s)	167.94	152.24	137.34	121.58	105.54	89.42	74.16	59.22	43.85	28.91	14.34	3:21.16	
		Speed (m/s)	12.74	13.42	12.69	12.47	12.41	13.11	13.39	13.01	13.39	13.73	13.95	12.93	
		Stride length (m)	5.78	6.07	5.90	5.85	5.87	5.97	5.99	6.02	6.03	5.93	6.01	5.89	
		Stride duration (s)	0.454	0.453	0.465	0.469	0.473	0.456	0.447	0.463	0.451	0.432	0.431	0.456	
		Stride efficiency (%)	52.21	57.64	54.43	53.46	53.83	55.74	56.03	56.71	56.88	54.97	56.42	54.26	
		Stride count	34.60	32.93	33.89	34.19	34.08	33.49	33.40	33.20	33.15	33.72	33.29	441.25	



Note: Horizontal distance axis grid lines are 200m furlongs.

**Disclaimer.**

HRNZ and NZMTC and Thoroughbred Ratings Pty Ltd accepts no responsibility for the completeness or accuracy of any of the information contained herein, and makes no representations about its suitability for any particular purpose. Users should make their own judgements about those matters and/or seek independent advice. You assume all risks associated with use of the data provided on this page.