



Race Results

NZ Metropolitan Trotting Club Inc, HRNZ, April 29, 2022

Compilation date: April 29, 2022, 8:22:21 PM (NZST)

Copyright © 2022 HRNZ and NZMTC. All rights reserved.

Trademarks.

StrideMASTER is a registered trademark of Thoroughbred Ratings Pty Ltd.

Disclaimer.

HRNZ and NZMTC and Thoroughbred Ratings Pty Ltd accepts no responsibility for the completeness or accuracy of any of the information contained herein, and makes no representations about its suitability for any particular purpose. Users should make their own judgements about those matters and/or seek independent advice. You assume all risks associated with use of the data provided on this page.



Race Results



April 29, 2022, Race 7, , Distance 2600m, Addington - Survey 3200m

Result	TAB no.	Horse (Barrier)	2600 to	2400m to
1st	7	Time Up The Hi... (4)	2400m	2200m
		Position in running (margin)	-	6(16.0)
		Sectional time (s)	19.42	14.03
		Cumulative time (s)	196.41	176.99
		Speed (m/s)	10.30	14.26
		Stride length (m)	5.75	6.40
		Stride duration (s)	0.470	0.449
		Stride efficiency (%)	51.73	64.03
		Stride count	34.76	31.24

Disclaimer.

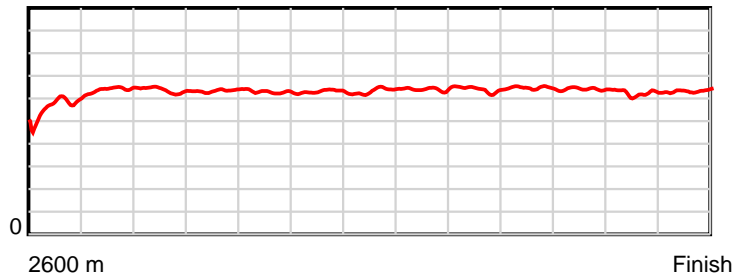
HRNZ and NZMTC and Thoroughbred Ratings Pty Ltd accepts no responsibility for the completeness or accuracy of any of the information contained herein, and makes no representations about its suitability for any particular purpose. Users should make their own judgements about those matters and/or seek independent advice. You assume all risks associated with use of the data provided on this page.

Race Results

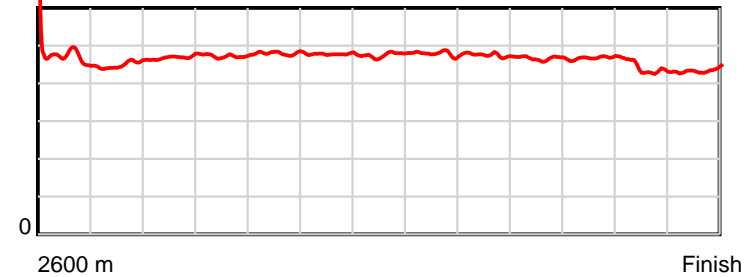
April 29, 2022, Race 7, , Distance 2600m, Addington - Survey 3200m

Result	TAB no.	Horse (Barrier)	2200m to	2000m to	1800m to	1600m to	1400m to	1200m to	1000m to	800m to	600m to	400m to	200m to	Total or	Margin
1st	7	Time Up The Hi... (4)	2000m	1800m	1600m	1400m	1200m	1000m	800m	600m	400m	200m	WP	Average	
		Position in running (margin)	6(13.7)	6(11.7)	6(10.5)	6(10.8)	6(9.8)	6(9.2)	7(6.9)	5(5.6)	4(3.4)	4(3.5)	1(0.0)		0.00
		Sectional time (s)	14.86	14.92	15.44	15.16	15.04	15.17	15.09	14.42	14.85	14.32	13.69		
		Cumulative time (s)	162.96	148.10	133.18	117.74	102.58	87.54	72.37	57.28	42.86	28.01	13.69	3:16.41	
		Speed (m/s)	13.46	13.40	12.95	13.19	13.30	13.18	13.25	13.87	13.47	13.97	14.61	13.24	
		Stride length (m)	6.31	6.33	6.22	6.30	6.32	6.31	6.29	6.46	6.30	6.14	6.36	6.26	
		Stride duration (s)	0.468	0.472	0.480	0.477	0.475	0.479	0.475	0.466	0.468	0.439	0.435	0.473	
		Stride efficiency (%)	62.16	62.56	60.41	61.93	62.39	62.22	61.92	65.29	62.00	58.83	63.22	61.31	
		Stride count	31.71	31.61	32.17	31.77	31.65	31.69	31.77	30.94	31.75	32.60	31.44	415.10	

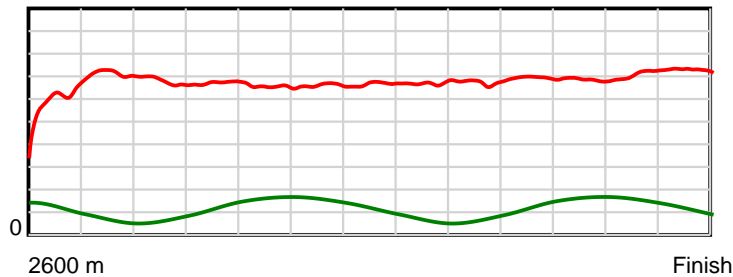
10 m Stride length



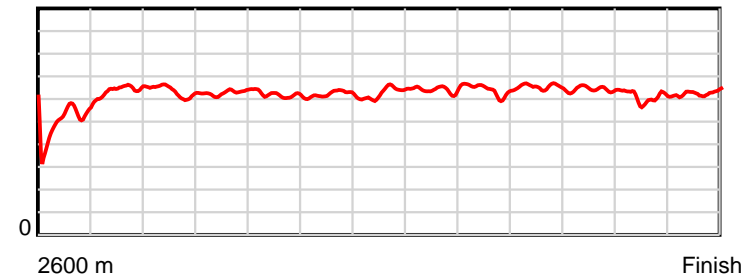
0.6 s Stride duration



20 m/sec Speed



100 % Stride efficiency



Note: Horizontal distance axis grid lines are 200m furlongs.

Disclaimer.

HRNZ and NZMTC and Thoroughbred Ratings Pty Ltd accepts no responsibility for the completeness or accuracy of any of the information contained herein, and makes no representations about its suitability for any particular purpose. Users should make their own judgements about those matters and/or seek independent advice. You assume all risks associated with use of the data provided on this page.



Race Results



April 29, 2022, Race 7, , Distance 2600m, Addington - Survey 3200m

Result	TAB no.	Horse (Barrier)	2600 to	2400m to
2nd	9	Gold Chain (0)	2400m	2200m
		Position in running (margin)	-	9(17.9)
		Sectional time (s)	19.65	14.65
		Cumulative time (s)	196.83	177.18
		Speed (m/s)	10.18	13.65
		Stride length (m)	6.21	6.62
		Stride duration (s)	0.504	0.485
		Stride efficiency (%)	60.25	68.45
		Stride count	32.21	30.22

Disclaimer.

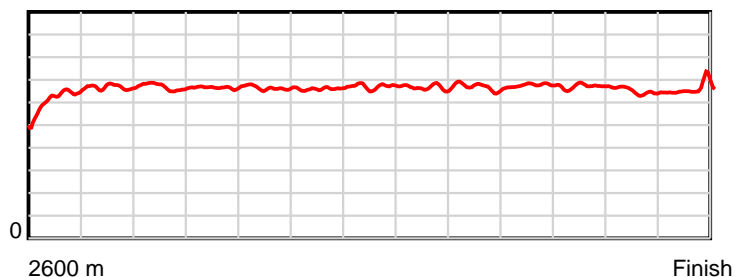
HRNZ and NZMTC and Thoroughbred Ratings Pty Ltd accepts no responsibility for the completeness or accuracy of any of the information contained herein, and makes no representations about its suitability for any particular purpose. Users should make their own judgements about those matters and/or seek independent advice. You assume all risks associated with use of the data provided on this page.

Race Results

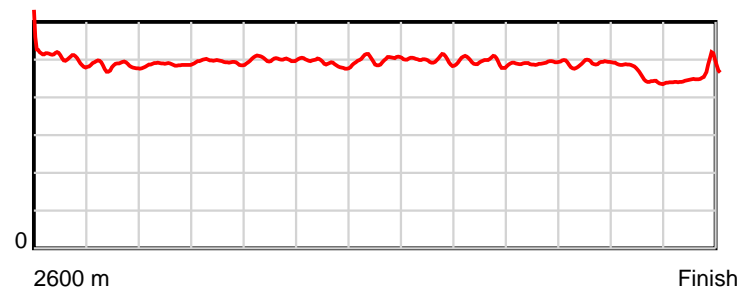
April 29, 2022, Race 7, , Distance 2600m, Addington - Survey 3200m

Result	TAB no.	Horse (Barrier)	2200m to	2000m to	1800m to	1600m to	1400m to	1200m to	1000m to	800m to	600m to	400m to	200m to	Total or	Margin
2nd	9	Gold Chain (0)	2000m	1800m	1600m	1400m	1200m	1000m	800m	600m	400m	200m	WP	Average	
		Position in running (margin)	8(19.4)	8(16.9)	8(15.3)	8(15.1)	7(11.8)	8(10.6)	8(9.3)	8(7.8)	6(5.4)	6(5.7)	3(1.9)		2.40
		Sectional time (s)	14.77	14.86	15.35	14.80	14.93	15.33	15.08	14.37	14.88	14.26	13.90		
		Cumulative time (s)	162.53	147.76	132.90	117.55	102.75	87.82	72.49	57.41	43.04	28.16	13.90	3:16.83	
		Speed (m/s)	13.54	13.46	13.03	13.51	13.40	13.05	13.26	13.92	13.44	14.03	14.39	13.21	
		Stride length (m)	6.60	6.65	6.54	6.63	6.71	6.51	6.57	6.84	6.57	6.40	6.60	6.57	
		Stride duration (s)	0.487	0.494	0.502	0.490	0.501	0.499	0.496	0.492	0.489	0.457	0.458	0.497	
		Stride efficiency (%)	68.07	69.16	66.75	68.59	70.41	66.14	67.48	73.12	67.52	64.09	68.04	67.44	
		Stride count	30.30	30.06	30.60	30.19	29.80	30.74	30.43	29.24	30.43	31.23	30.31	395.76	

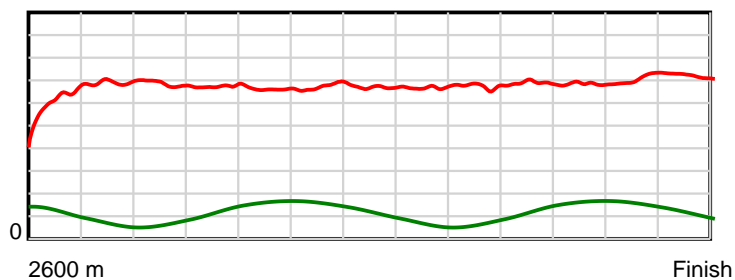
10 m Stride length



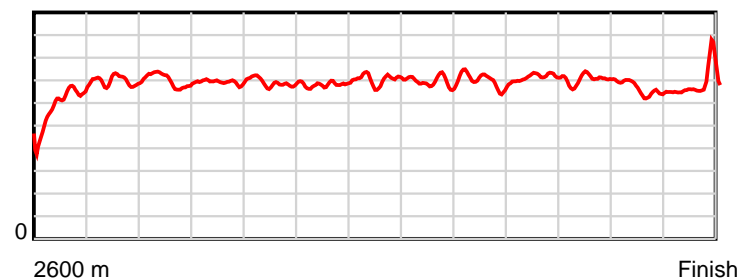
0.6 s Stride duration



20 m/sec Speed



100 % Stride efficiency



Note: Horizontal distance axis grid lines are 200m furlongs.

Disclaimer.

HRNZ and NZMTC and Thoroughbred Ratings Pty Ltd accepts no responsibility for the completeness or accuracy of any of the information contained herein, and makes no representations about its suitability for any particular purpose. Users should make their own judgements about those matters and/or seek independent advice. You assume all risks associated with use of the data provided on this page.



Race Results



April 29, 2022, Race 7, , Distance 2600m, Addington - Survey 3200m

Result	TAB no.	Horse (Barrier)	2600 to	2400m to
3rd	2	Bright Glow (6)	2400m	2200m
		Position in running (margin)	-	1(0.0)
		Sectional time (s)	16.66	14.54
		Cumulative time (s)	197.65	180.99
		Speed (m/s)	12.00	13.76
		Stride length (m)	5.16	6.14
		Stride duration (s)	0.433	0.446
		Stride efficiency (%)	41.67	58.84
		Stride count	38.73	32.59

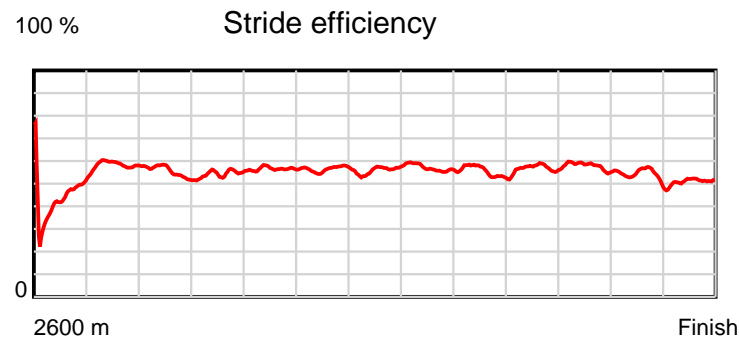
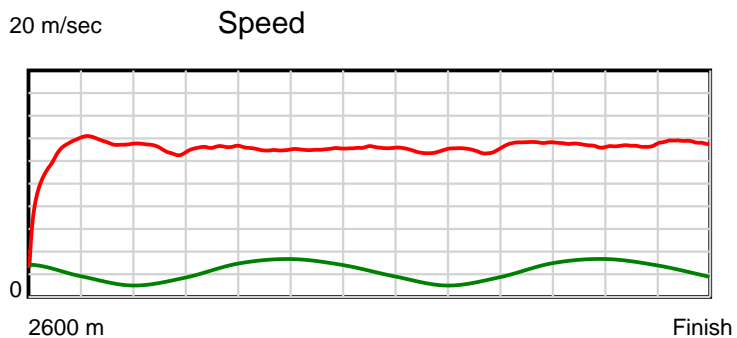
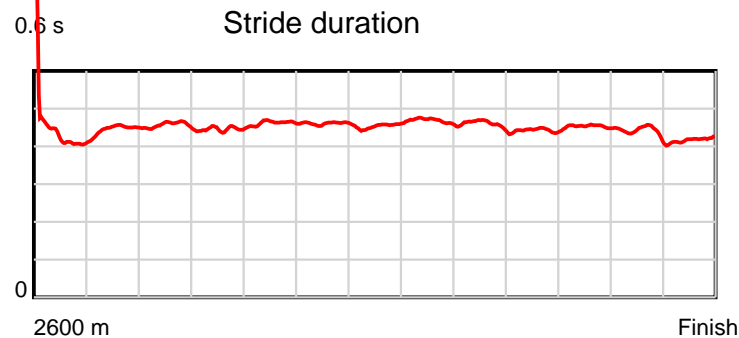
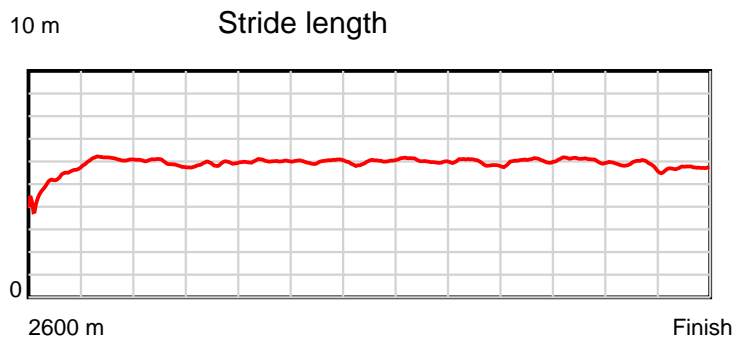
Disclaimer.

HRNZ and NZMTC and Thoroughbred Ratings Pty Ltd accepts no responsibility for the completeness or accuracy of any of the information contained herein, and makes no representations about its suitability for any particular purpose. Users should make their own judgements about those matters and/or seek independent advice. You assume all risks associated with use of the data provided on this page.

Race Results

April 29, 2022, Race 7, , Distance 2600m, Addington - Survey 3200m

Result	TAB no.	Horse (Barrier)	2200m to	2000m to	1800m to	1600m to	1400m to	1200m to	1000m to	800m to	600m to	400m to	200m to	Total or	Margin
3rd	2	Bright Glow (6)	2000m	1800m	1600m	1400m	1200m	1000m	800m	600m	400m	200m	WP	Average	
		Position in running (margin)	2(0.8)	2(2.2)	2(2.2)	2(2.2)	2(2.3)	2(2.3)	2(1.7)	2(2.5)	3(1.5)	3(2.6)	5(2.8)		6.90
		Sectional time (s)	15.43	15.13	15.38	15.35	15.14	15.45	15.45	14.62	15.00	14.94	14.56		
		Cumulative time (s)	166.45	151.02	135.89	120.51	105.16	90.02	74.57	59.12	44.50	29.50	14.56	3:17.65	
		Speed (m/s)	12.96	13.22	13.00	13.03	13.21	12.94	12.94	13.68	13.33	13.39	13.74	13.15	
		Stride length (m)	5.92	5.89	6.01	6.00	5.99	6.06	5.94	6.05	6.04	5.89	5.74	5.90	
		Stride duration (s)	0.457	0.445	0.462	0.461	0.453	0.468	0.459	0.442	0.453	0.440	0.418	0.448	
		Stride efficiency (%)	54.72	54.17	56.37	56.31	56.01	57.38	55.15	57.16	57.09	54.12	51.43	54.37	
		Stride count	33.80	33.97	33.30	33.32	33.41	33.00	33.67	33.07	33.09	33.98	34.86	440.79	



Note: Horizontal distance axis grid lines are 200m furlongs.

Disclaimer.

HRNZ and NZMTC and Thoroughbred Ratings Pty Ltd accepts no responsibility for the completeness or accuracy of any of the information contained herein, and makes no representations about its suitability for any particular purpose. Users should make their own judgements about those matters and/or seek independent advice. You assume all risks associated with use of the data provided on this page.



Race Results



April 29, 2022, Race 7, , Distance 2600m, Addington - Survey 3200m

Result	TAB no.	Horse (Barrier)	2600 to 2400m	2400m to 2200m
4th	1	Salvo (3)		
		Position in running (margin)	-	3(2.3)
		Sectional time (s)	17.03	14.45
		Cumulative time (s)	197.66	180.63
		Speed (m/s)	11.74	13.84
		Stride length (m)	5.43	6.42
		Stride duration (s)	0.458	0.464
		Stride efficiency (%)	45.99	64.37
		Stride count	36.87	31.16

Disclaimer.

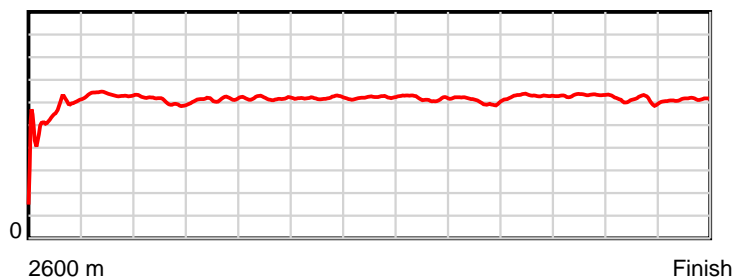
HRNZ and NZMTC and Thoroughbred Ratings Pty Ltd accepts no responsibility for the completeness or accuracy of any of the information contained herein, and makes no representations about its suitability for any particular purpose. Users should make their own judgements about those matters and/or seek independent advice. You assume all risks associated with use of the data provided on this page.

Race Results

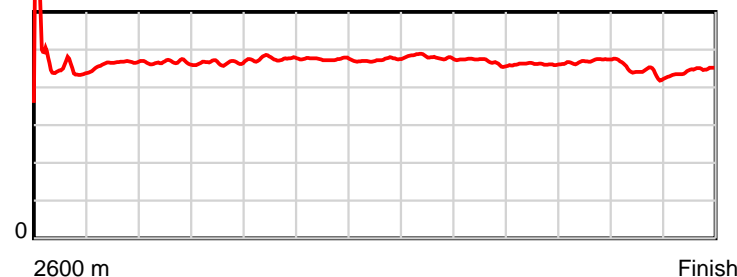
April 29, 2022, Race 7, , Distance 2600m, Addington - Survey 3200m

Result	TAB no.	Horse (Barrier)	2200m to	2000m to	1800m to	1600m to	1400m to	1200m to	1000m to	800m to	600m to	400m to	200m to	Total or	Margin
4th	1	Salvo (3)	2000m	1800m	1600m	1400m	1200m	1000m	800m	600m	400m	200m	WP	Average	
		Position in running (margin)	3(2.5)	3(3.8)	3(4.1)	3(4.5)	3(3.9)	3(3.9)	3(3.1)	4(4.0)	5(3.4)	5(4.6)	6(3.2)		6.90
		Sectional time (s)	15.40	15.18	15.44	15.24	15.14	15.41	15.48	14.69	15.03	14.66	14.51		
		Cumulative time (s)	166.18	150.78	135.60	120.16	104.92	89.78	74.37	58.89	44.20	29.17	14.51	3:17.66	
		Speed (m/s)	12.99	13.18	12.95	13.12	13.21	12.98	12.92	13.61	13.31	13.64	13.78	13.15	
		Stride length (m)	6.05	6.14	6.16	6.24	6.24	6.23	6.06	6.28	6.25	6.05	6.12	6.12	
		Stride duration (s)	0.466	0.466	0.476	0.475	0.472	0.480	0.469	0.461	0.469	0.443	0.444	0.465	
		Stride efficiency (%)	57.20	58.83	59.36	60.77	60.87	60.71	57.34	61.61	61.00	57.16	58.54	58.49	
		Stride count	33.06	32.60	32.45	32.07	32.05	32.09	33.02	31.85	32.01	33.07	32.68	424.98	

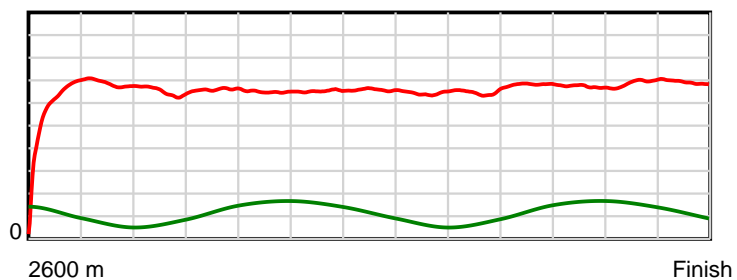
10 m Stride length



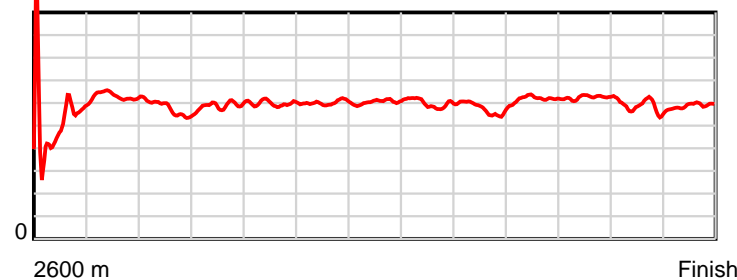
0.5 s Stride duration



20 m/sec Speed



100 % Stride efficiency



Note: Horizontal distance axis grid lines are 200m furlongs.

Disclaimer.

HRNZ and NZMTC and Thoroughbred Ratings Pty Ltd accepts no responsibility for the completeness or accuracy of any of the information contained herein, and makes no representations about its suitability for any particular purpose. Users should make their own judgements about those matters and/or seek independent advice. You assume all risks associated with use of the data provided on this page.



Race Results



April 29, 2022, Race 7, , Distance 2600m, Addington - Survey 3200m

Result	TAB no.	Horse (Barrier)	2600 to	2400m to
5th	5	Kahress (8)	2400m	2200m
		Position in running (margin)	-	7(17.5)
		Sectional time (s)	19.46	14.24
		Cumulative time (s)	197.75	178.29
		Speed (m/s)	10.28	14.04
		Stride length (m)	5.20	6.68
		Stride duration (s)	0.482	0.475
		Stride efficiency (%)	42.28	69.63
		Stride count	38.45	29.96

Disclaimer.

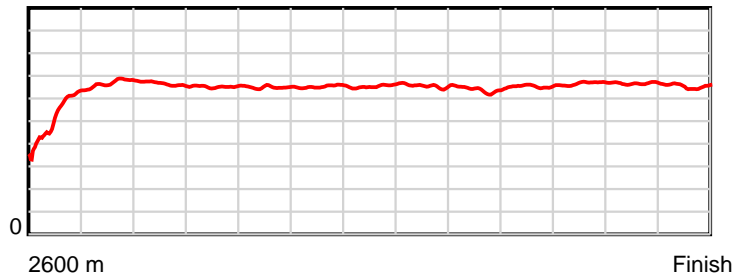
HRNZ and NZMTC and Thoroughbred Ratings Pty Ltd accepts no responsibility for the completeness or accuracy of any of the information contained herein, and makes no representations about its suitability for any particular purpose. Users should make their own judgements about those matters and/or seek independent advice. You assume all risks associated with use of the data provided on this page.

Race Results

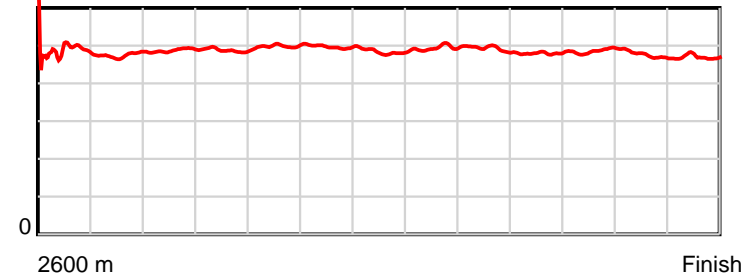
April 29, 2022, Race 7, , Distance 2600m, Addington - Survey 3200m

Result	TAB no.	Horse (Barrier)	2200m to	2000m to	1800m to	1600m to	1400m to	1200m to	1000m to	800m to	600m to	400m to	200m to	Total or	Margin
5th	5	Kahress (8)	2000m	1800m	1600m	1400m	1200m	1000m	800m	600m	400m	200m	WP	Average	
		Position in running (margin)	7(16.4)	7(13.6)	7(12.3)	7(12.8)	8(12.2)	7(10.0)	6(6.8)	7(7.5)	8(6.9)	8(7.3)	8(4.6)		7.40
		Sectional time (s)	14.72	14.90	15.48	15.23	14.78	15.01	15.44	14.67	14.91	14.44	14.47		
		Cumulative time (s)	164.05	149.33	134.43	118.95	103.72	88.94	73.93	58.49	43.82	28.91	14.47	3:17.75	
		Speed (m/s)	13.59	13.42	12.92	13.13	13.53	13.32	12.95	13.63	13.41	13.85	13.82	13.15	
		Stride length (m)	6.62	6.55	6.45	6.52	6.54	6.58	6.38	6.53	6.52	6.58	6.50	6.41	
		Stride duration (s)	0.487	0.488	0.499	0.497	0.483	0.494	0.493	0.479	0.486	0.475	0.470	0.488	
		Stride efficiency (%)	68.41	67.00	64.96	66.47	66.81	67.73	63.61	66.73	66.39	67.68	66.05	64.21	
		Stride count	30.23	30.55	31.02	30.66	30.59	30.38	31.35	30.60	30.68	30.39	30.76	405.62	

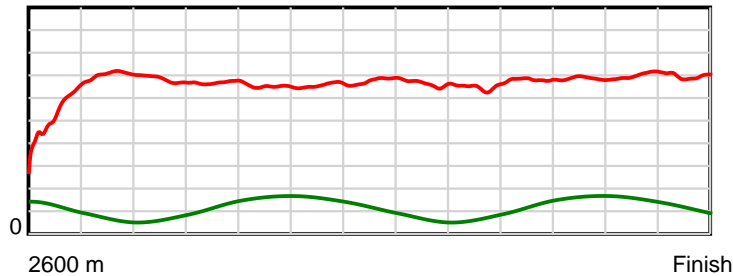
10 m Stride length



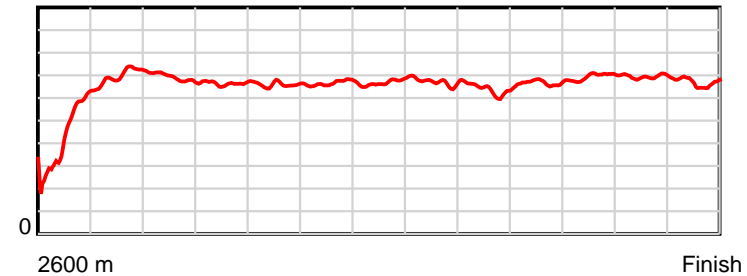
0.6 s Stride duration



20 m/sec Speed



100 % Stride efficiency



Note: Horizontal distance axis grid lines are 200m furlongs.

Disclaimer.

HRNZ and NZMTC and Thoroughbred Ratings Pty Ltd accepts no responsibility for the completeness or accuracy of any of the information contained herein, and makes no representations about its suitability for any particular purpose. Users should make their own judgements about those matters and/or seek independent advice. You assume all risks associated with use of the data provided on this page.



Race Results



April 29, 2022, Race 7, , Distance 2600m, Addington - Survey 3200m

Result	TAB no.	Horse (Barrier)	2600 to	2400m to
6th	4	The Bloss (7)	2400m	2200m
		Position in running (margin)	-	2(0.4)
		Sectional time (s)	16.66	14.34
		Cumulative time (s)	197.90	181.24
		Speed (m/s)	12.00	13.95
		Stride length (m)	5.55	5.93
		Stride duration (s)	0.434	0.425
		Stride efficiency (%)	48.16	54.91
		Stride count	36.03	33.74

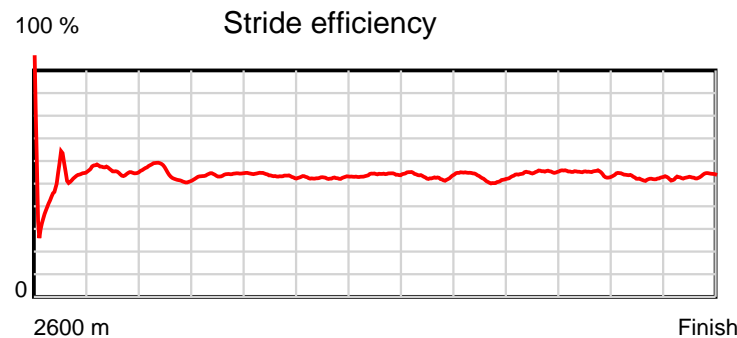
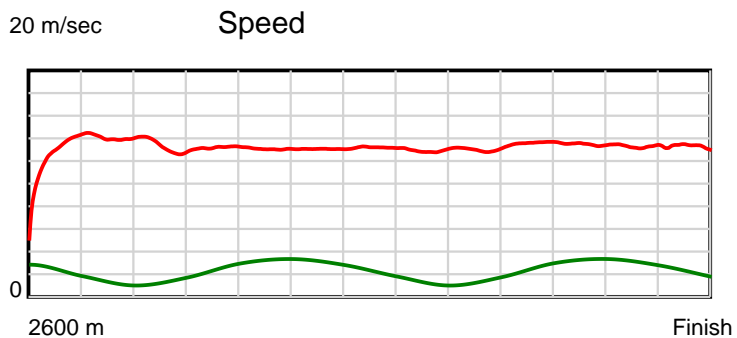
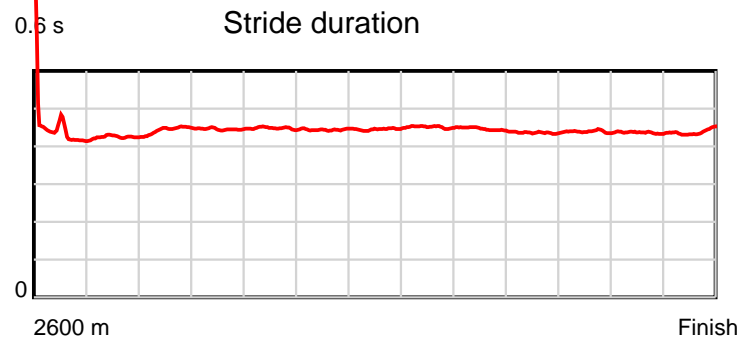
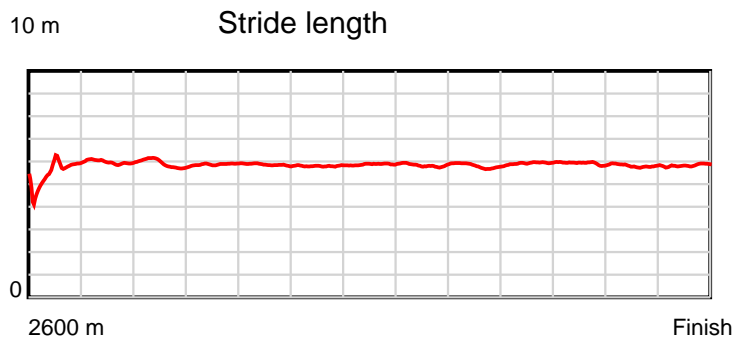
Disclaimer.

HRNZ and NZMTC and Thoroughbred Ratings Pty Ltd accepts no responsibility for the completeness or accuracy of any of the information contained herein, and makes no representations about its suitability for any particular purpose. Users should make their own judgements about those matters and/or seek independent advice. You assume all risks associated with use of the data provided on this page.

Race Results

April 29, 2022, Race 7, , Distance 2600m, Addington - Survey 3200m

Result	TAB no.	Horse (Barrier)	2200m to	2000m to	1800m to	1600m to	1400m to	1200m to	1000m to	800m to	600m to	400m to	200m to	Total or	Margin
6th	4	The Bloss (7)	2000m	1800m	1600m	1400m	1200m	1000m	800m	600m	400m	200m	WP	Average	
		Position in running (margin)	1(0.0)	1(0.0)	1(0.0)	1(0.0)	1(0.0)	1(0.0)	1(0.0)	1(0.0)	1(0.0)	1(0.0)	2(0.9)		8.30
		Sectional time (s)	15.19	15.12	15.39	15.34	15.14	15.54	15.32	14.78	14.83	15.05	15.20		
		Cumulative time (s)	166.90	151.71	136.59	121.20	105.86	90.72	75.18	59.86	45.08	30.25	15.20	3:17.90	
		Speed (m/s)	13.17	13.23	13.00	13.04	13.21	12.87	13.05	13.53	13.49	13.29	13.16	13.14	
		Stride length (m)	5.85	5.90	5.82	5.79	5.88	5.80	5.82	5.90	5.92	5.79	5.77	5.82	
		Stride duration (s)	0.445	0.446	0.448	0.444	0.445	0.451	0.446	0.436	0.439	0.436	0.439	0.443	
		Stride efficiency (%)	53.52	54.35	52.96	52.43	54.08	52.65	52.92	54.40	54.75	52.42	52.09	53.01	
		Stride count	34.17	33.91	34.35	34.53	34.00	34.45	34.37	33.90	33.79	34.53	34.64	446.41	



Note: Horizontal distance axis grid lines are 200m furlongs.

Disclaimer.

HRNZ and NZMTC and Thoroughbred Ratings Pty Ltd accepts no responsibility for the completeness or accuracy of any of the information contained herein, and makes no representations about its suitability for any particular purpose. Users should make their own judgements about those matters and/or seek independent advice. You assume all risks associated with use of the data provided on this page.



Race Results



April 29, 2022, Race 7, , Distance 2600m, Addington - Survey 3200m

Result	TAB no.	Horse (Barrier)	2600 to	2400m to
7th	3	I Dream Of Jea... (2)	2400m	2200m
		Position in running (margin)	-	4(4.4)
		Sectional time (s)	17.53	14.44
		Cumulative time (s)	198.05	180.52
		Speed (m/s)	11.41	13.85
		Stride length (m)	5.83	6.49
		Stride duration (s)	0.471	0.469
		Stride efficiency (%)	53.08	65.90
		Stride count	34.32	30.80

Disclaimer.

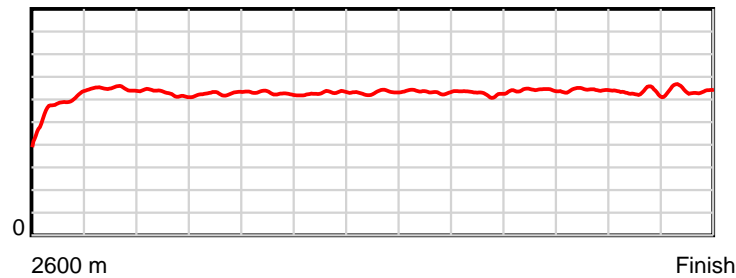
HRNZ and NZMTC and Thoroughbred Ratings Pty Ltd accepts no responsibility for the completeness or accuracy of any of the information contained herein, and makes no representations about its suitability for any particular purpose. Users should make their own judgements about those matters and/or seek independent advice. You assume all risks associated with use of the data provided on this page.

Race Results

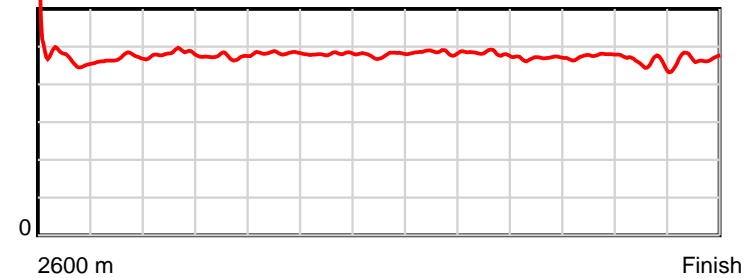
April 29, 2022, Race 7, , Distance 2600m, Addington - Survey 3200m

Result	TAB no.	Horse (Barrier)	2200m to	2000m to	1800m to	1600m to	1400m to	1200m to	1000m to	800m to	600m to	400m to	200m to	Total or	Margin
7th	3	I Dream Of Jea... (2)	2000m	1800m	1600m	1400m	1200m	1000m	800m	600m	400m	200m	WP	Average	
		Position in running (margin)	4(4.6)	4(6.2)	4(6.0)	4(6.3)	4(6.0)	4(5.9)	4(5.5)	6(6.0)	7(5.5)	7(5.8)	7(4.4)		9.10
		Sectional time (s)	15.46	15.09	15.44	15.28	15.13	15.47	15.41	14.69	14.89	14.66	14.56		
		Cumulative time (s)	166.08	150.62	135.53	120.09	104.81	89.68	74.21	58.80	44.11	29.22	14.56	3:18.05	
		Speed (m/s)	12.94	13.25	12.95	13.09	13.22	12.93	12.98	13.61	13.43	13.64	13.74	13.13	
		Stride length (m)	6.25	6.27	6.26	6.29	6.33	6.28	6.26	6.40	6.38	6.25	6.44	6.28	
		Stride duration (s)	0.483	0.473	0.483	0.480	0.479	0.485	0.482	0.470	0.475	0.458	0.469	0.479	
		Stride efficiency (%)	60.95	61.48	61.19	61.81	62.63	61.56	61.14	63.94	63.61	61.05	64.87	61.67	
		Stride count	32.02	31.89	31.96	31.80	31.59	31.86	31.97	31.27	31.35	32.00	31.04	413.87	

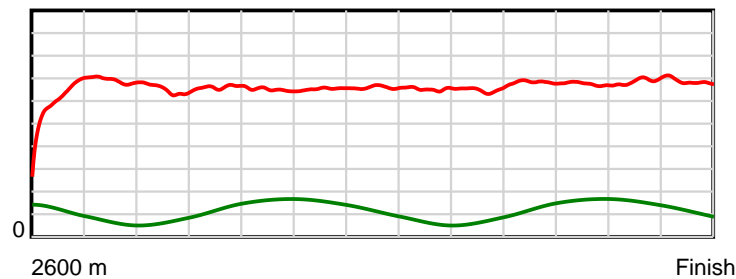
10 m Stride length



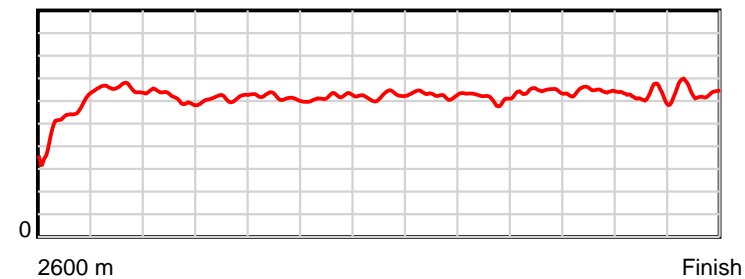
0.6 s Stride duration



20 m/sec Speed



100 % Stride efficiency



Note: Horizontal distance axis grid lines are 200m furlongs.

Disclaimer.

HRNZ and NZMTC and Thoroughbred Ratings Pty Ltd accepts no responsibility for the completeness or accuracy of any of the information contained herein, and makes no representations about its suitability for any particular purpose. Users should make their own judgements about those matters and/or seek independent advice. You assume all risks associated with use of the data provided on this page.



Race Results



April 29, 2022, Race 7, , Distance 2600m, Addington - Survey 3200m

Result	TAB no.	Horse (Barrier)	2600 to	2400m to
8th	6	Light Of Da Mo... (1)	2400m	2200m
		Position in running (margin)	-	5(7.1)
		Sectional time (s)	17.81	14.78
		Cumulative time (s)	198.35	180.54
		Speed (m/s)	11.23	13.53
		Stride length (m)	5.94	6.33
		Stride duration (s)	0.476	0.468
		Stride efficiency (%)	55.09	62.70
		Stride count	33.68	31.57

Disclaimer.

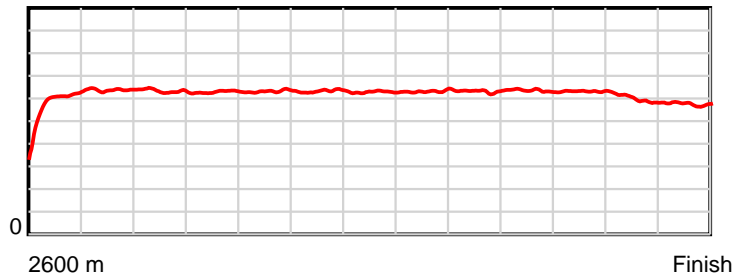
HRNZ and NZMTC and Thoroughbred Ratings Pty Ltd accepts no responsibility for the completeness or accuracy of any of the information contained herein, and makes no representations about its suitability for any particular purpose. Users should make their own judgements about those matters and/or seek independent advice. You assume all risks associated with use of the data provided on this page.

Race Results

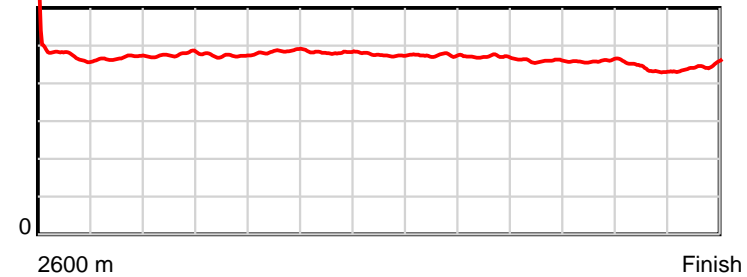
April 29, 2022, Race 7, , Distance 2600m, Addington - Survey 3200m

Result	TAB no.	Horse (Barrier)	2200m to	2000m to	1800m to	1600m to	1400m to	1200m to	1000m to	800m to	600m to	400m to	200m to	Total or	Margin
8th	6	Light Of Da Mo... (1)	2000m	1800m	1600m	1400m	1200m	1000m	800m	600m	400m	200m	WP	Average	
		Position in running (margin)	5(9.3)	5(9.0)	5(8.3)	5(7.9)	5(7.8)	5(7.4)	5(6.2)	3(3.5)	2(1.4)	2(0.9)	4(2.2)		10.80
		Sectional time (s)	15.13	15.01	15.31	15.32	15.07	15.35	14.87	14.44	14.75	15.11	15.40		
		Cumulative time (s)	165.76	150.63	135.62	120.31	104.99	89.92	74.57	59.70	45.26	30.51	15.40	3:18.35	
		Speed (m/s)	13.22	13.32	13.06	13.05	13.27	13.03	13.45	13.85	13.56	13.24	12.99	13.11	
		Stride length (m)	6.30	6.31	6.33	6.29	6.31	6.18	6.33	6.37	6.23	5.82	5.79	6.19	
		Stride duration (s)	0.476	0.474	0.485	0.482	0.476	0.474	0.471	0.460	0.459	0.440	0.445	0.472	
		Stride efficiency (%)	61.96	62.22	62.68	61.80	62.23	59.73	62.60	63.43	60.68	52.99	52.33	59.85	
		Stride count	31.76	31.70	31.58	31.80	31.69	32.35	31.60	31.39	32.09	34.35	34.56	420.12	

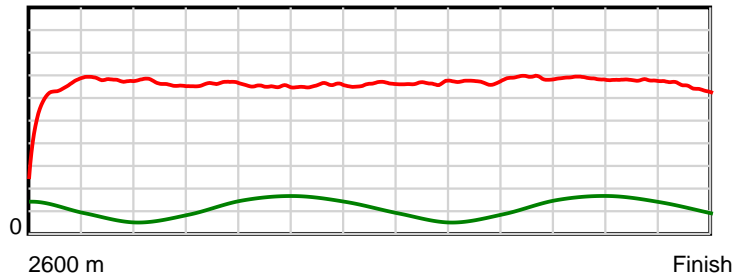
10 m Stride length



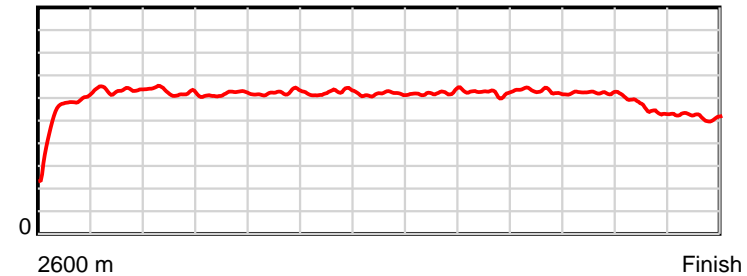
0.6 s Stride duration



20 m/sec Speed



100 % Stride efficiency



Note: Horizontal distance axis grid lines are 200m furlongs.

Disclaimer.

HRNZ and NZMTC and Thoroughbred Ratings Pty Ltd accepts no responsibility for the completeness or accuracy of any of the information contained herein, and makes no representations about its suitability for any particular purpose. Users should make their own judgements about those matters and/or seek independent advice. You assume all risks associated with use of the data provided on this page.



Race Results



April 29, 2022, Race 7, , Distance 2600m, Addington - Survey 3200m

Result	TAB no.	Horse (Barrier)	2600 to	2400m to
9th	8	My Moment's No... (5)	2400m	2200m
		Position in running (margin)	-	8(17.9)
		Sectional time (s)	19.73	17.77
		Cumulative time (s)	203.40	183.67
		Speed (m/s)	10.14	11.25
		Stride length (m)	5.60	5.49
		Stride duration (s)	0.472	0.488
		Stride efficiency (%)	48.98	47.04
		Stride count	35.72	36.45

Disclaimer.

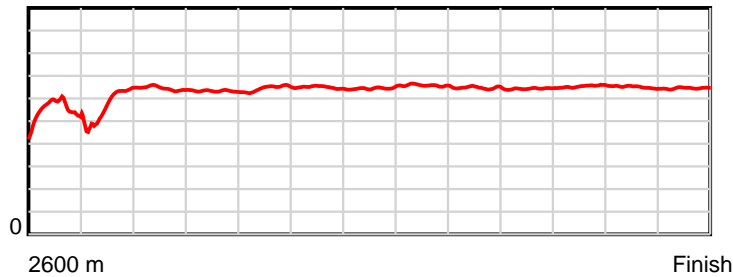
HRNZ and NZMTC and Thoroughbred Ratings Pty Ltd accepts no responsibility for the completeness or accuracy of any of the information contained herein, and makes no representations about its suitability for any particular purpose. Users should make their own judgements about those matters and/or seek independent advice. You assume all risks associated with use of the data provided on this page.

Race Results

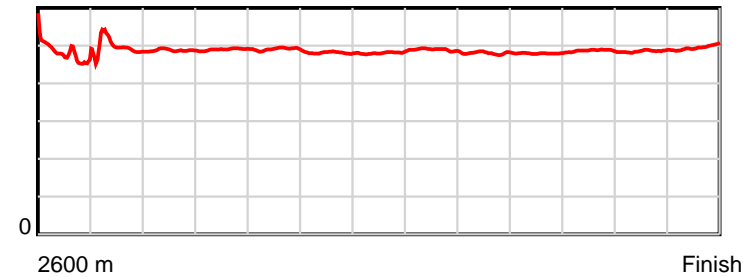
April 29, 2022, Race 7, , Distance 2600m, Addington - Survey 3200m

Result	TAB no.	Horse (Barrier)	2200m to	2000m to	1800m to	1600m to	1400m to	1200m to	1000m to	800m to	600m to	400m to	200m to	Total or	Margin
9th	8	My Moment's No... (5)	2000m	1800m	1600m	1400m	1200m	1000m	800m	600m	400m	200m	WP	Average	
		Position in running (margin)	9(38.0)	9(38.0)	9(40.0)	9(39.4)	9(36.2)	9(34.7)	9(31.2)	9(28.5)	9(29.6)	9(30.6)	9(31.6)		38.80
		Sectional time (s)	15.18	15.45	15.30	14.79	14.89	14.97	14.88	14.96	15.00	15.07	15.41		
		Cumulative time (s)	165.90	150.72	135.27	119.97	105.18	90.29	75.32	60.44	45.48	30.48	15.41	3:23.40	
		Speed (m/s)	13.18	12.94	13.07	13.52	13.43	13.36	13.44	13.37	13.33	13.27	12.98	12.78	
		Stride length (m)	6.42	6.34	6.41	6.50	6.47	6.53	6.45	6.41	6.49	6.44	6.44	6.29	
		Stride duration (s)	0.488	0.490	0.490	0.481	0.481	0.489	0.480	0.480	0.487	0.486	0.497	0.492	
		Stride efficiency (%)	64.44	62.91	64.21	66.07	65.32	66.62	65.10	64.26	65.84	64.85	64.90	61.81	
		Stride count	31.14	31.52	31.20	30.76	30.93	30.63	30.99	31.19	30.81	31.05	31.03	413.42	

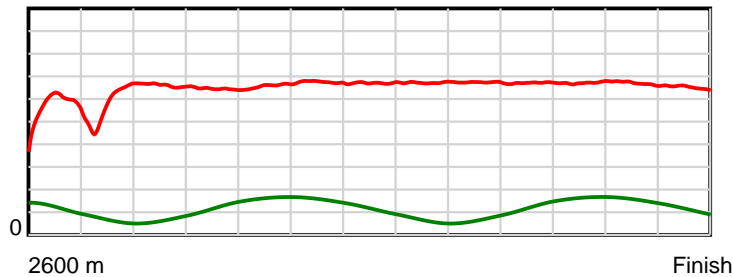
10 m Stride length



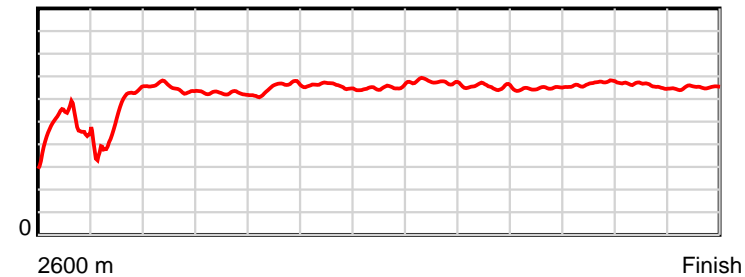
0.6 s Stride duration



20 m/sec Speed



100 % Stride efficiency



Note: Horizontal distance axis grid lines are 200m furlongs.

Disclaimer.

HRNZ and NZMTC and Thoroughbred Ratings Pty Ltd accepts no responsibility for the completeness or accuracy of any of the information contained herein, and makes no representations about its suitability for any particular purpose. Users should make their own judgements about those matters and/or seek independent advice. You assume all risks associated with use of the data provided on this page.