



## Race Results

NZ Metropolitan Trotting Club Inc, HRNZ, April 29, 2022

Compilation date: April 29, 2022, 8:52:14 PM (NZST)

Copyright © 2022 HRNZ and NZMTC. All rights reserved.

### Trademarks.

StrideMASTER is a registered trademark of Thoroughbred Ratings Pty Ltd.

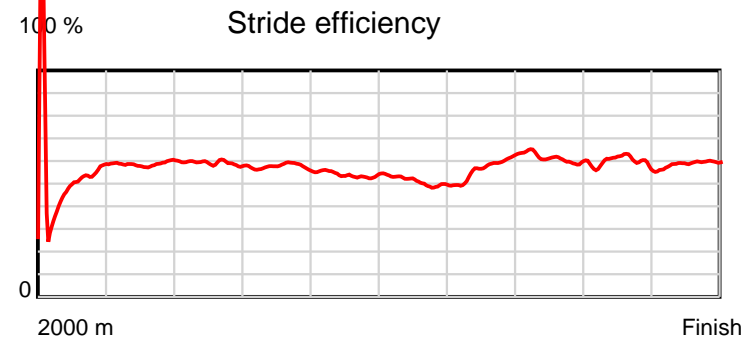
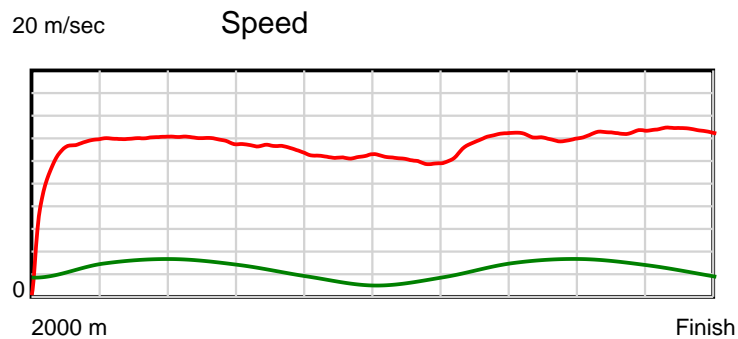
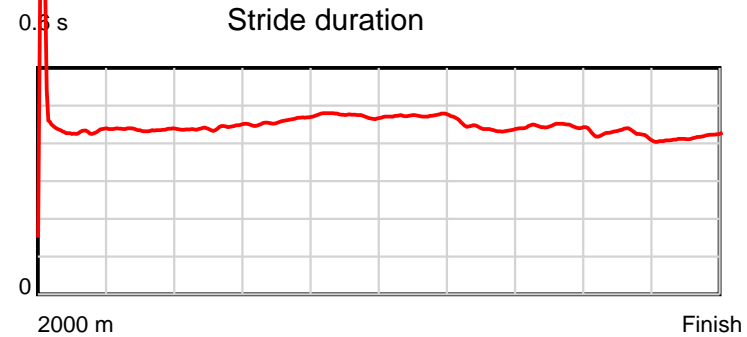
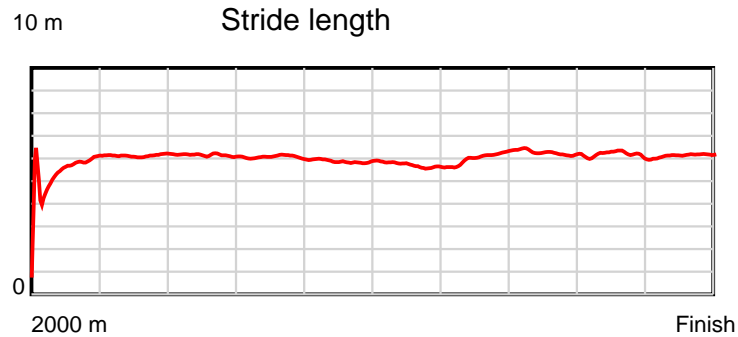
### Disclaimer.

HRNZ and NZMTC and Thoroughbred Ratings Pty Ltd accepts no responsibility for the completeness or accuracy of any of the information contained herein, and makes no representations about its suitability for any particular purpose. Users should make their own judgements about those matters and/or seek independent advice. You assume all risks associated with use of the data provided on this page.

# Race Results

April 29, 2022, Race 8, FAHEY FENCE HIRE PACE, Distance 2000m, Addington - Survey 3200m

Result	TAB no.	Horse (Barrier)	2000 to	1800m to	1600m to	1400m to	1200m to	1000m to	800m to	600m to	400m to	200m to	Total or	Margin
1st	6	The Coalman (6)	1800m	1600m	1400m	1200m	1000m	800m	600m	400m	200m	WP	Average	
		Position in running (margin)	-	3(2.3)	2(0.2)	2(1.4)	2(2.4)	2(2.0)	2(1.9)	4(3.0)	4(4.2)	4(1.6)		0.00
		Sectional time (s)	17.37	14.48	14.52	15.15	16.17	16.69	14.52	14.39	13.82	13.60		
		Cumulative time (s)	150.71	133.34	118.86	104.34	89.19	73.02	56.33	41.81	27.42	13.60	2:30.71	
		Speed (m/s)	11.51	13.81	13.77	13.20	12.37	11.98	13.77	13.90	14.47	14.71	13.27	
		Stride length (m)	5.42	6.03	6.09	6.07	5.86	5.68	6.08	6.19	6.13	6.13	5.96	
		Stride duration (s)	0.453	0.437	0.442	0.460	0.474	0.474	0.441	0.446	0.424	0.417	0.449	
		Stride efficiency (%)	45.92	56.83	57.87	57.54	53.70	50.35	57.79	59.96	58.72	58.68	55.47	
		Stride count	36.89	33.17	32.86	32.96	34.12	35.23	32.89	32.29	32.63	32.64	335.68	



Note: Horizontal distance axis grid lines are 200m furlongs.

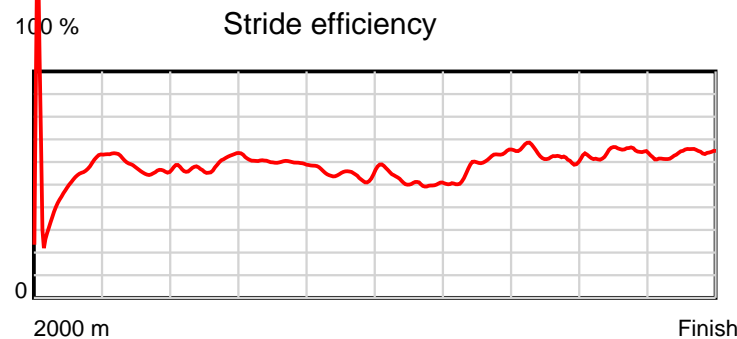
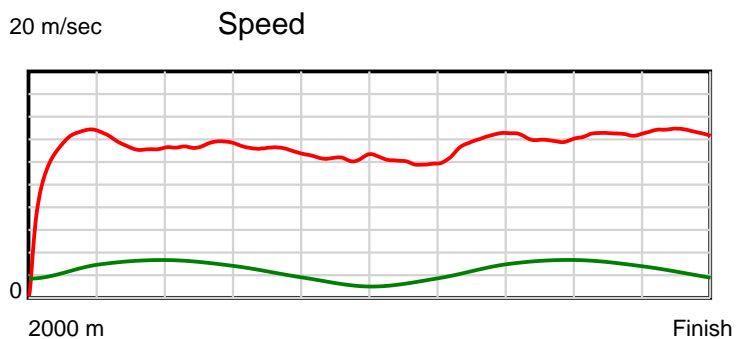
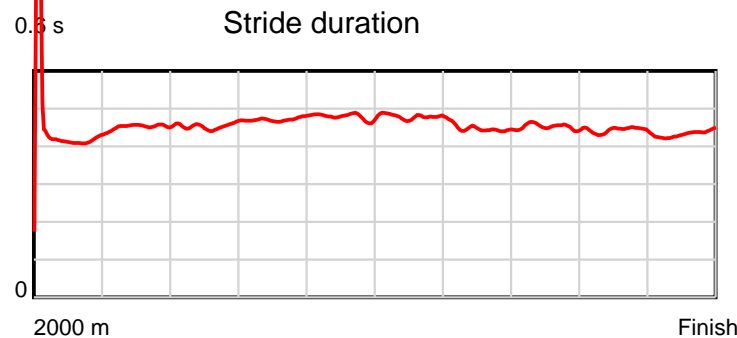
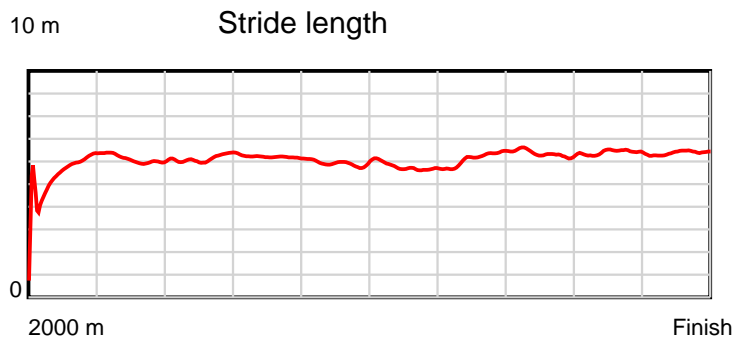
## Disclaimer.

HRNZ and NZMTC and Thoroughbred Ratings Pty Ltd accepts no responsibility for the completeness or accuracy of any of the information contained herein, and makes no representations about its suitability for any particular purpose. Users should make their own judgements about those matters and/or seek independent advice. You assume all risks associated with use of the data provided on this page.

# Race Results

April 29, 2022, Race 8, FAHEY FENCE HIRE PACE, Distance 2000m, Addington - Survey 3200m

Result	TAB no.	Horse (Barrier)	2000 to	1800m to	1600m to	1400m to	1200m to	1000m to	800m to	600m to	400m to	200m to	Total or	Margin
2nd	5	Foveaux Gamble... (5)	1800m	1600m	1400m	1200m	1000m	800m	600m	400m	200m	WP	Average	
		Position in running (margin)	-	1(0.0)	1(0.0)	3(3.3)	3(4.7)	4(4.2)	5(3.7)	6(4.7)	6(5.3)	5(2.9)		1.80
		Sectional time (s)	16.91	14.84	14.86	15.22	16.14	16.63	14.50	14.28	13.87	13.79		
		Cumulative time (s)	151.04	134.13	119.29	104.43	89.21	73.07	56.44	41.94	27.66	13.79	2:31.04	
		Speed (m/s)	11.83	13.48	13.46	13.14	12.39	12.03	13.79	14.01	14.42	14.50	13.24	
		Stride length (m)	5.44	6.11	6.12	6.20	5.94	5.76	6.16	6.34	6.38	6.30	6.06	
		Stride duration (s)	0.444	0.453	0.454	0.472	0.479	0.479	0.447	0.453	0.442	0.435	0.458	
		Stride efficiency (%)	46.25	58.30	58.44	60.05	55.05	51.80	59.27	62.74	63.53	62.08	57.39	
		Stride count	36.76	32.74	32.70	32.26	33.70	34.74	32.47	31.56	31.37	31.73	330.03	



Note: Horizontal distance axis grid lines are 200m furlongs.

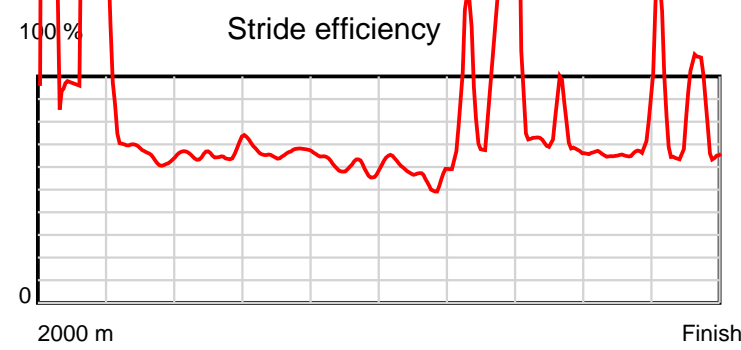
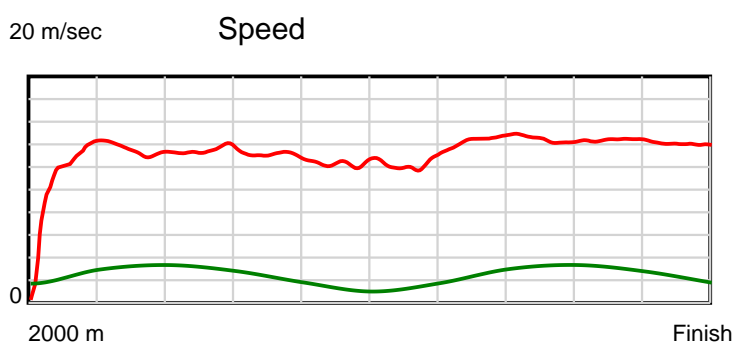
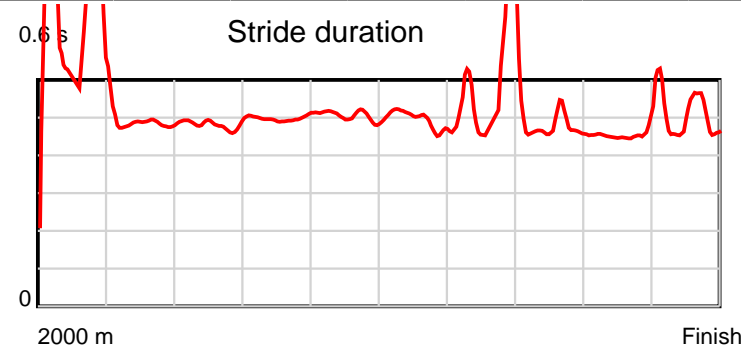
#### Disclaimer.

HRNZ and NZMTC and Thoroughbred Ratings Pty Ltd accepts no responsibility for the completeness or accuracy of any of the information contained herein, and makes no representations about its suitability for any particular purpose. Users should make their own judgements about those matters and/or seek independent advice. You assume all risks associated with use of the data provided on this page.

# Race Results

April 29, 2022, Race 8, FAHEY FENCE HIRE PACE, Distance 2000m, Addington - Survey 3200m

Result	TAB no.	Horse (Barrier)	2000 to	1800m to	1600m to	1400m to	1200m to	1000m to	800m to	600m to	400m to	200m to	Total or	Margin
3rd	7	Bellissimo Acq... (7)	1800m	1600m	1400m	1200m	1000m	800m	600m	400m	200m	WP	Average	
		Position in running (margin)	-	4(4.3)	5(4.1)	5(6.2)	6(7.8)	8(7.8)	8(6.0)	3(2.6)	2(1.7)	1(0.0)		2.50
		Sectional time (s)	17.82	14.80	14.67	15.25	16.24	16.40	13.78	14.03	13.98	14.18		
		Cumulative time (s)	151.15	133.33	118.53	103.86	88.61	72.37	55.97	42.19	28.16	14.18	2:31.15	
		Speed (m/s)	11.22	13.51	13.63	13.11	12.32	12.20	14.51	14.26	14.31	14.10	13.23	
		Stride length (m)	7.27	6.52	6.58	6.54	6.21	6.01	7.42	6.67	6.61	6.72	6.63	
		Stride duration (s)	0.612	0.482	0.482	0.499	0.504	0.493	0.512	0.468	0.462	0.476	0.501	
		Stride efficiency (%)	82.51	66.45	67.58	66.83	60.29	56.54	86.14	69.52	68.30	70.47	68.72	
		Stride count	27.52	30.67	30.41	30.58	32.20	33.25	26.94	29.99	30.25	29.78	301.59	



Note: Horizontal distance axis grid lines are 200m furlongs.

**Disclaimer.**

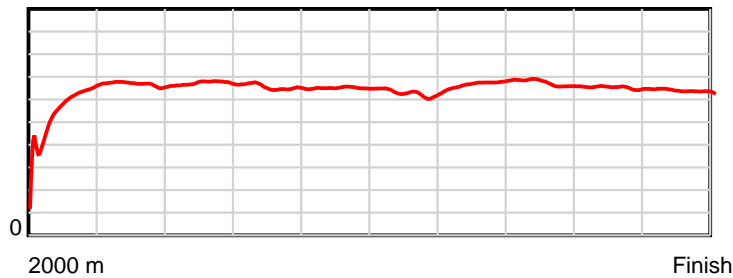
HRNZ and NZMTC and Thoroughbred Ratings Pty Ltd accepts no responsibility for the completeness or accuracy of any of the information contained herein, and makes no representations about its suitability for any particular purpose. Users should make their own judgements about those matters and/or seek independent advice. You assume all risks associated with use of the data provided on this page.

# Race Results

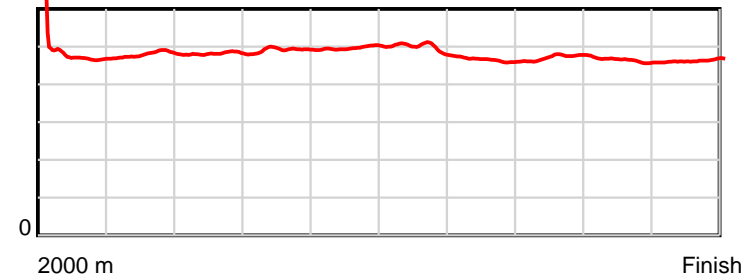
April 29, 2022, Race 8, FAHEY FENCE HIRE PACE, Distance 2000m, Addington - Survey 3200m

Result	TAB no.	Horse (Barrier)	2000 to	1800m to	1600m to	1400m to	1200m to	1000m to	800m to	600m to	400m to	200m to	Total or	Margin
4th	2	Star Magic (2)	1800m	1600m	1400m	1200m	1000m	800m	600m	400m	200m	WP	Average	
		Position in running (margin)	-	8(10.5)	8(10.0)	8(11.5)	9(11.7)	7(7.1)	4(3.7)	1(0.0)	1(0.0)	2(0.2)		3.80
		Sectional time (s)	18.57	14.75	14.59	15.01	15.46	16.14	13.73	14.18	14.31	14.66		
		Cumulative time (s)	151.40	132.83	118.08	103.49	88.48	73.02	56.88	43.15	28.97	14.66	2:31.40	
		Speed (m/s)	10.77	13.56	13.71	13.32	12.94	12.39	14.57	14.10	13.98	13.64	13.21	
		Stride length (m)	5.51	6.50	6.60	6.55	6.43	6.16	6.77	6.67	6.47	6.32	6.38	
		Stride duration (s)	0.517	0.479	0.481	0.492	0.497	0.497	0.465	0.473	0.463	0.463	0.483	
		Stride efficiency (%)	47.50	66.01	68.02	67.12	64.60	59.26	71.60	69.47	65.38	62.36	63.56	
		Stride count	36.27	30.77	30.31	30.52	31.11	32.48	29.55	30.00	30.92	31.66	313.59	

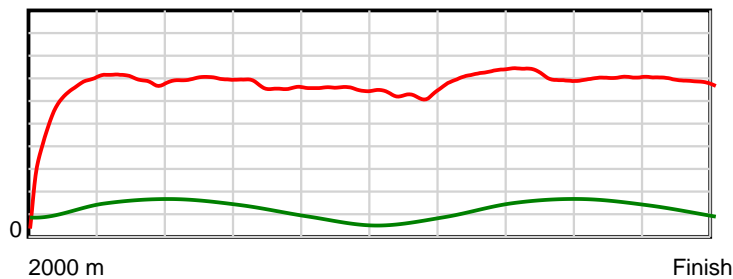
10 m Stride length



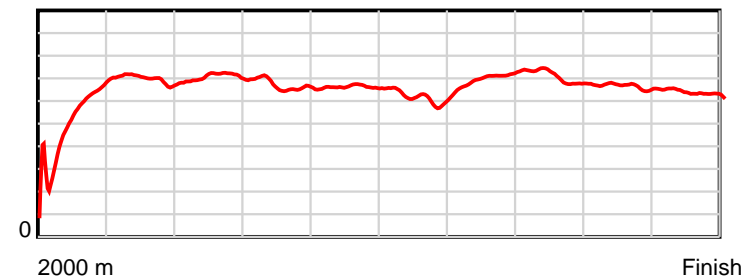
0.6 s Stride duration



20 m/sec Speed



100 % Stride efficiency



Note: Horizontal distance axis grid lines are 200m furlongs.

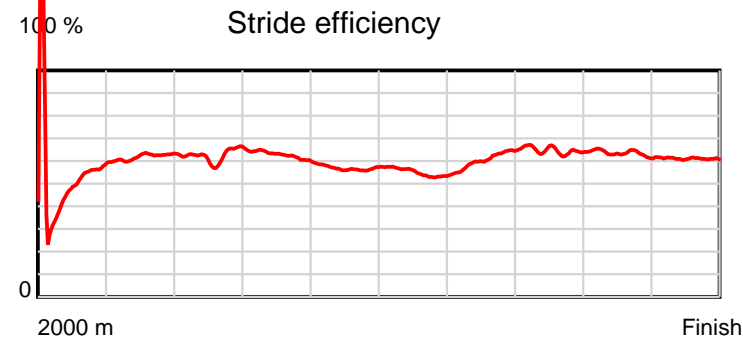
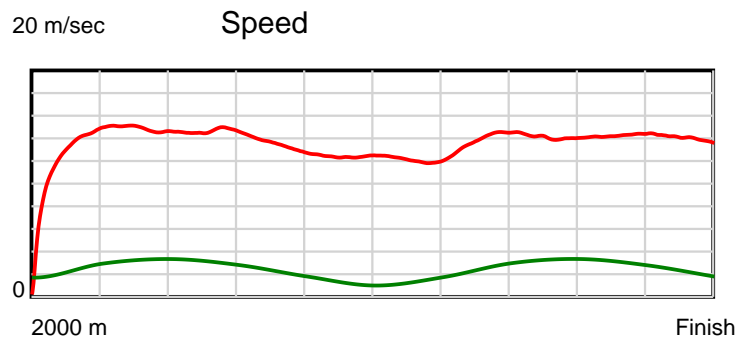
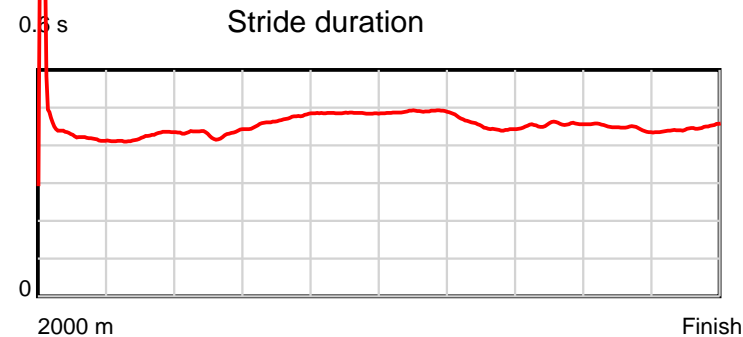
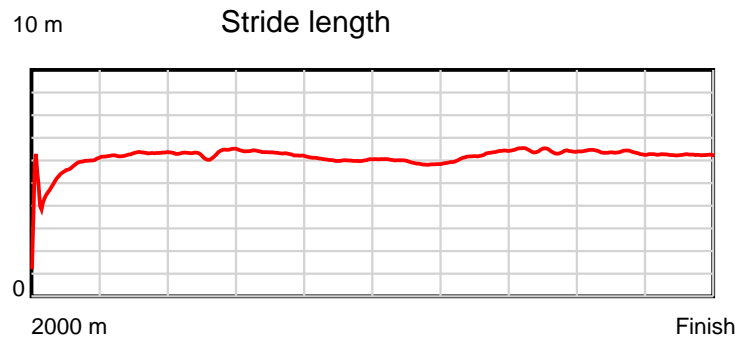
**Disclaimer.**

HRNZ and NZMTC and Thoroughbred Ratings Pty Ltd accepts no responsibility for the completeness or accuracy of any of the information contained herein, and makes no representations about its suitability for any particular purpose. Users should make their own judgements about those matters and/or seek independent advice. You assume all risks associated with use of the data provided on this page.

# Race Results

April 29, 2022, Race 8, FAHEY FENCE HIRE PACE, Distance 2000m, Addington - Survey 3200m

Result	TAB no.	Horse (Barrier)	2000 to	1800m to	1600m to	1400m to	1200m to	1000m to	800m to	600m to	400m to	200m to	Total or	Margin
5th	10	<b>William Gees L... (10)</b>	<b>1800m</b>	<b>1600m</b>	<b>1400m</b>	<b>1200m</b>	<b>1000m</b>	<b>800m</b>	<b>600m</b>	<b>400m</b>	<b>200m</b>	<b>WP</b>	<b>Average</b>	
		Position in running (margin)	-	6(9.1)	4(2.4)	1(0.0)	1(0.0)	1(0.0)	1(0.0)	2(1.1)	3(1.9)	3(0.7)		4.50
		Sectional time (s)	18.53	13.72	13.92	14.98	16.23	16.70	14.52	14.31	14.08	14.53		
		Cumulative time (s)	151.52	132.99	119.27	105.35	90.37	74.14	57.44	42.92	28.61	14.53	2:31.52	
		Speed (m/s)	10.79	14.58	14.37	13.35	12.32	11.98	13.77	13.98	14.20	13.76	13.20	
		Stride length (m)	5.25	6.18	6.20	6.26	5.98	5.86	6.21	6.36	6.34	6.14	6.06	
		Stride duration (s)	0.451	0.424	0.432	0.469	0.485	0.489	0.451	0.455	0.446	0.446	0.459	
		Stride efficiency (%)	43.12	59.59	60.16	61.31	55.88	53.63	60.30	63.29	62.75	58.98	57.42	
		Stride count	38.07	32.39	32.23	31.93	33.45	34.14	32.20	31.43	31.56	32.55	329.95	



Note: Horizontal distance axis grid lines are 200m furlongs.

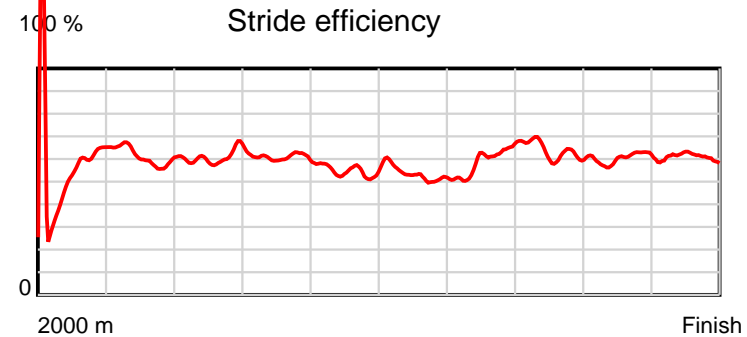
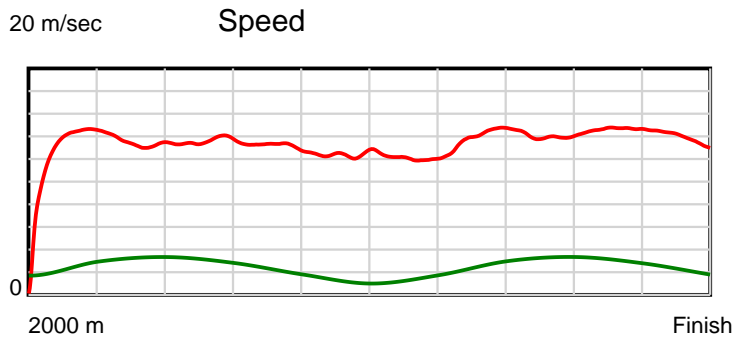
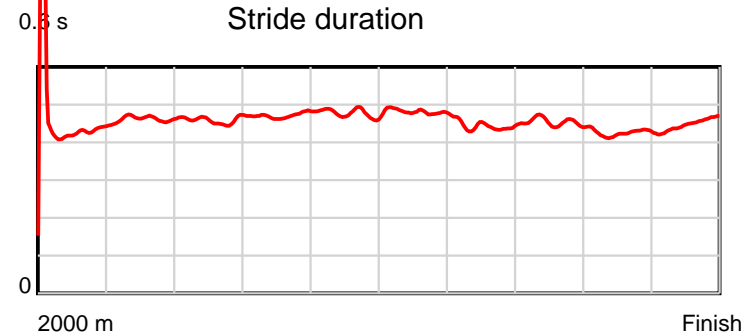
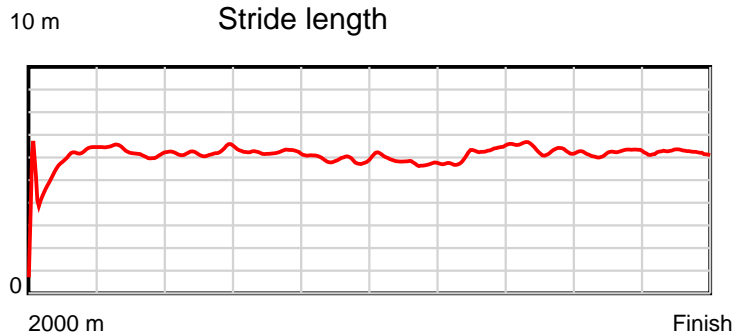
#### Disclaimer.

HRNZ and NZMTC and Thoroughbred Ratings Pty Ltd accepts no responsibility for the completeness or accuracy of any of the information contained herein, and makes no representations about its suitability for any particular purpose. Users should make their own judgements about those matters and/or seek independent advice. You assume all risks associated with use of the data provided on this page.

# Race Results

April 29, 2022, Race 8, FAHEY FENCE HIRE PACE, Distance 2000m, Addington - Survey 3200m

Result	TAB no.	Horse (Barrier)	2000 to	1800m to	1600m to	1400m to	1200m to	1000m to	800m to	600m to	400m to	200m to	Total or	Margin
6th	3	Yankee Jay (3)	1800m	1600m	1400m	1200m	1000m	800m	600m	400m	200m	WP	Average	
		Position in running (margin)	-	2(1.6)	3(2.2)	4(5.6)	4(6.7)	6(5.8)	7(5.6)	8(6.2)	9(7.5)	6(5.1)		8.40
		Sectional time (s)	17.27	14.94	14.88	15.17	16.08	16.67	14.43	14.40	13.87	14.52		
		Cumulative time (s)	152.23	134.96	120.02	105.14	89.97	73.89	57.22	42.79	28.39	14.52	2:32.23	
		Speed (m/s)	11.58	13.39	13.44	13.18	12.44	12.00	13.86	13.89	14.42	13.77	13.14	
		Stride length (m)	5.60	6.19	6.17	6.22	5.93	5.78	6.15	6.29	6.12	6.20	6.06	
		Stride duration (s)	0.454	0.462	0.459	0.472	0.477	0.482	0.444	0.453	0.425	0.450	0.461	
		Stride efficiency (%)	48.95	59.82	59.54	60.49	54.91	52.18	59.04	61.85	58.61	60.14	57.33	
		Stride count	35.73	32.33	32.40	32.15	33.74	34.61	32.54	31.79	32.66	32.24	330.19	



Note: Horizontal distance axis grid lines are 200m furlongs.

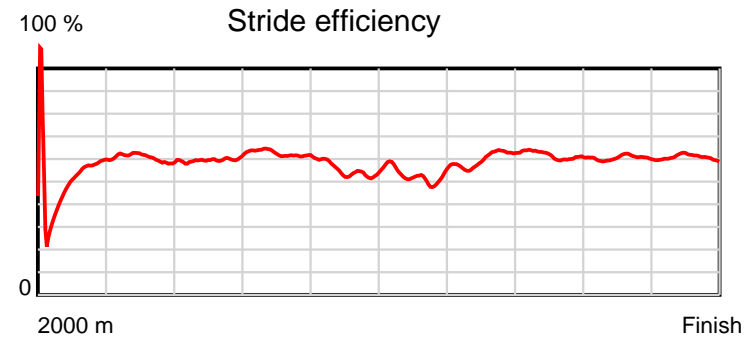
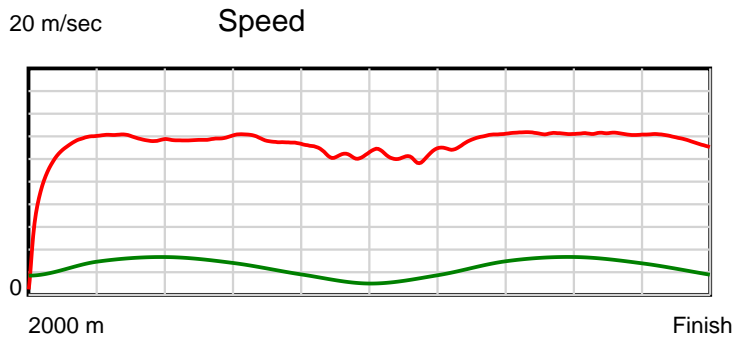
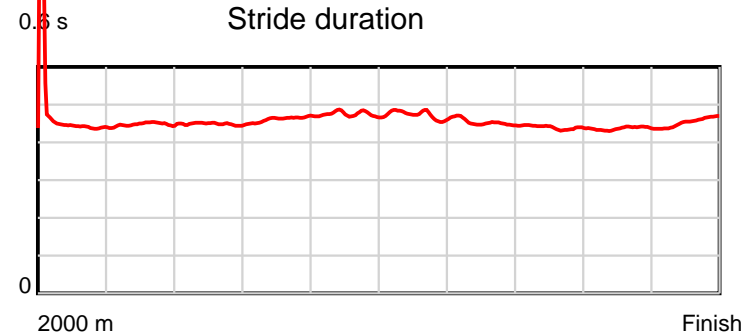
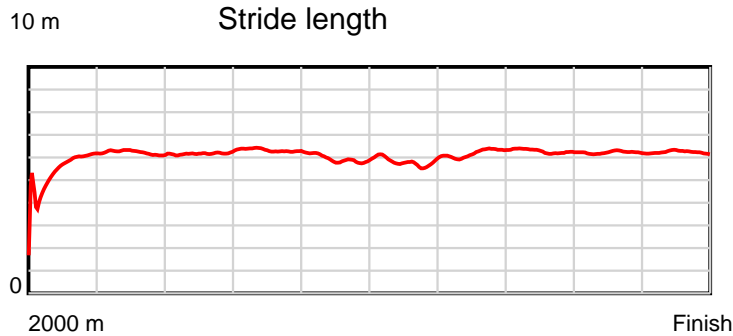
#### Disclaimer.

HRNZ and NZMTC and Thoroughbred Ratings Pty Ltd accepts no responsibility for the completeness or accuracy of any of the information contained herein, and makes no representations about its suitability for any particular purpose. Users should make their own judgements about those matters and/or seek independent advice. You assume all risks associated with use of the data provided on this page.

# Race Results

April 29, 2022, Race 8, FAHEY FENCE HIRE PACE, Distance 2000m, Addington - Survey 3200m

Result	TAB no.	Horse (Barrier)	2000 to	1800m to	1600m to	1400m to	1200m to	1000m to	800m to	600m to	400m to	200m to	Total or	Margin
7th	12	Midnight Sioux (11)	1800m	1600m	1400m	1200m	1000m	800m	600m	400m	200m	WP	Average	
		Position in running (margin)	-	10(13.1)	9(11.1)	9(12.9)	8(11.3)	10(10.3)	11(8.2)	11(10.3)	10(9.4)	8(8.4)		13.20
		Sectional time (s)	19.19	14.50	14.62	14.72	16.06	16.37	14.69	14.03	14.09	14.81		
		Cumulative time (s)	153.08	133.89	119.39	104.77	90.05	73.99	57.62	42.93	28.90	14.81	2:33.08	
		Speed (m/s)	10.42	13.79	13.68	13.59	12.45	12.22	13.61	14.26	14.19	13.50	13.06	
		Stride length (m)	5.36	6.18	6.13	6.28	5.91	5.78	6.15	6.27	6.20	6.15	6.03	
		Stride duration (s)	0.454	0.448	0.448	0.462	0.474	0.473	0.452	0.440	0.437	0.455	0.461	
		Stride efficiency (%)	44.95	59.61	58.80	61.72	54.54	52.23	59.16	61.34	60.10	59.10	56.80	
		Stride count	37.29	32.38	32.60	31.82	33.85	34.59	32.50	31.92	32.25	32.52	331.72	



Note: Horizontal distance axis grid lines are 200m furlongs.

#### Disclaimer.

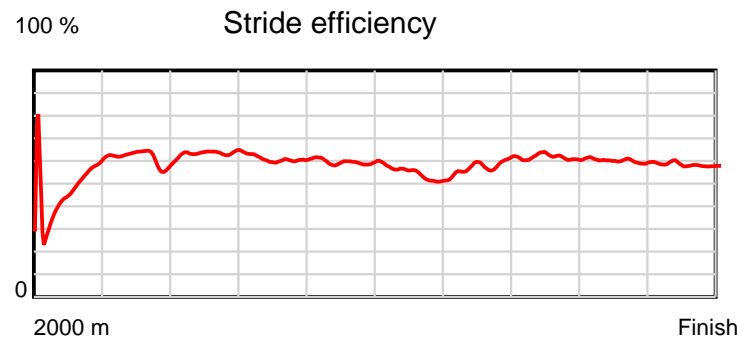
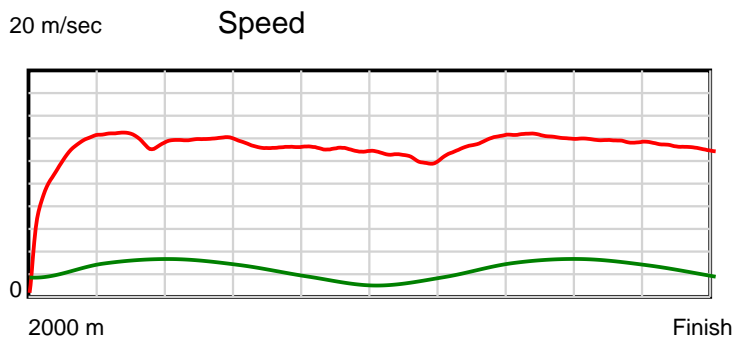
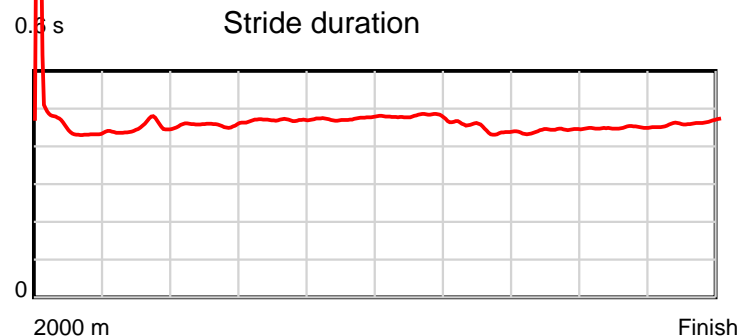
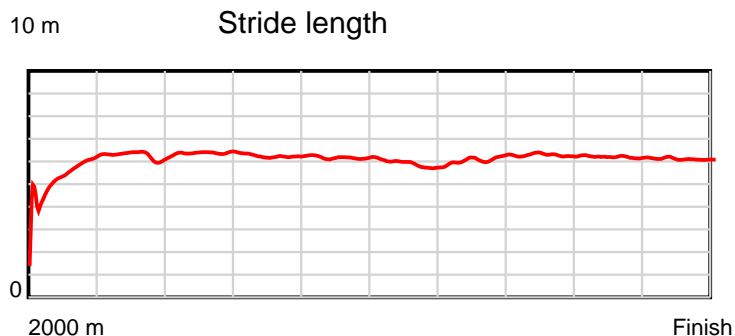
HRNZ and NZMTC and Thoroughbred Ratings Pty Ltd accepts no responsibility for the completeness or accuracy of any of the information contained herein, and makes no representations about its suitability for any particular purpose. Users should make their own judgements about those matters and/or seek independent advice. You assume all risks associated with use of the data provided on this page.



# Race Results

April 29, 2022, Race 8, FAHEY FENCE HIRE PACE, Distance 2000m, Addington - Survey 3200m

Result	TAB no.	Horse (Barrier)	2000 to	1800m to	1600m to	1400m to	1200m to	1000m to	800m to	600m to	400m to	200m to	Total or	Margin
8th	9	Nadira Franco (9)	1800m	1600m	1400m	1200m	1000m	800m	600m	400m	200m	WP	Average	
		Position in running (margin)	-	5(8.0)	6(6.2)	6(7.1)	5(7.3)	3(3.1)	3(2.5)	5(4.3)	5(5.2)	7(8.2)		15.50
		Sectional time (s)	18.33	14.55	14.46	15.02	15.53	16.59	14.65	14.32	14.78	15.27		
		Cumulative time (s)	153.50	135.17	120.62	106.16	91.14	75.61	59.02	44.37	30.05	15.27	2:33.50	
		Speed (m/s)	10.91	13.75	13.83	13.32	12.88	12.06	13.65	13.97	13.53	13.10	13.03	
		Stride length (m)	5.38	6.18	6.33	6.26	6.10	5.77	6.11	6.18	6.08	6.07	6.03	
		Stride duration (s)	0.483	0.449	0.458	0.470	0.474	0.479	0.448	0.443	0.449	0.463	0.463	
		Stride efficiency (%)	45.18	59.68	62.62	61.17	58.20	52.06	58.34	59.75	57.82	57.56	56.90	
		Stride count	37.19	32.36	31.59	31.97	32.77	34.65	32.73	32.34	32.88	32.95	331.43	



Note: Horizontal distance axis grid lines are 200m furlongs.

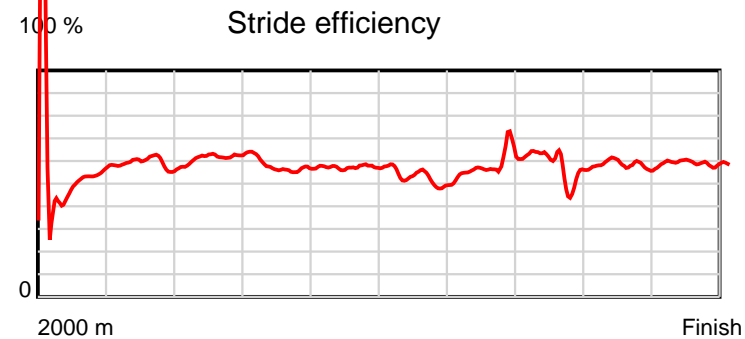
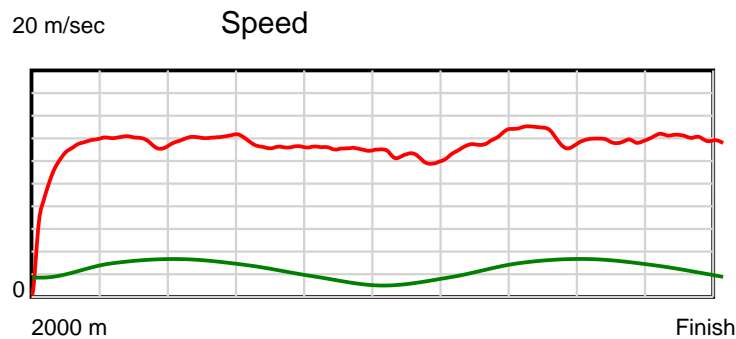
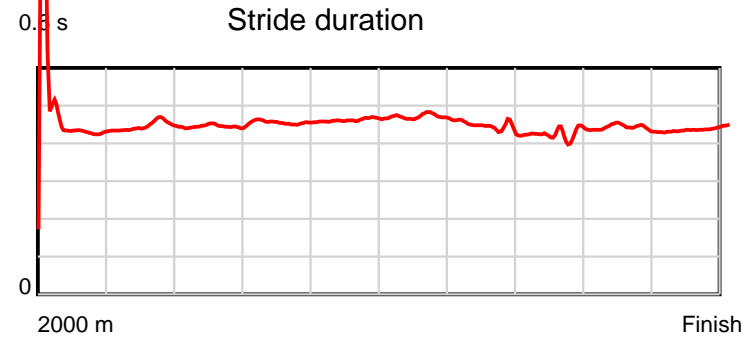
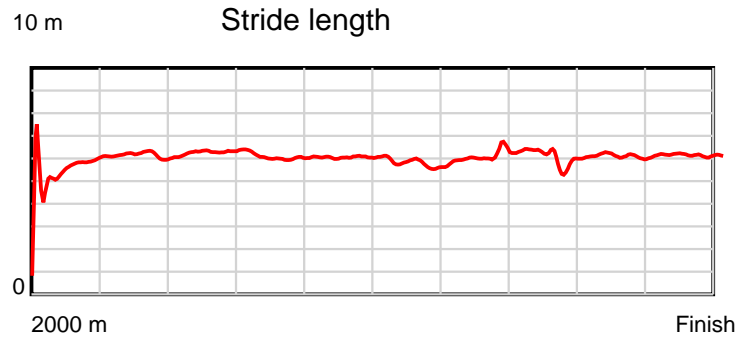
#### Disclaimer.

HRNZ and NZMTC and Thoroughbred Ratings Pty Ltd accepts no responsibility for the completeness or accuracy of any of the information contained herein, and makes no representations about its suitability for any particular purpose. Users should make their own judgements about those matters and/or seek independent advice. You assume all risks associated with use of the data provided on this page.

# Race Results

April 29, 2022, Race 8, FAHEY FENCE HIRE PACE, Distance 2000m, Addington - Survey 3200m

Result	TAB no.	Horse (Barrier)	2000 to	1800m to	1600m to	1400m to	1200m to	1000m to	800m to	600m to	400m to	200m to	Total or	Margin
9th	1	Diana's Joy (1)	1800m	1600m	1400m	1200m	1000m	800m	600m	400m	200m	WP	Average	
		Position in running (margin)	-	7(9.3)	7(7.9)	7(8.3)	7(9.4)	5(5.6)	6(3.9)	7(4.8)	8(7.1)	10(12.4)		15.60
		Sectional time (s)	18.67	14.60	14.40	15.15	15.61	16.41	14.50	14.56	15.15	14.47		
		Cumulative time (s)	153.52	134.85	120.25	105.85	90.70	75.09	58.68	44.18	29.62	14.47	2:33.52	
		Speed (m/s)	10.71	13.70	13.89	13.20	12.81	12.19	13.79	13.74	13.20	13.82	13.03	
		Stride length (m)	5.50	6.11	6.18	6.01	5.92	5.73	6.10	5.86	5.82	6.06	5.92	
		Stride duration (s)	0.475	0.446	0.445	0.456	0.462	0.470	0.442	0.427	0.441	0.438	0.455	
		Stride efficiency (%)	47.28	58.36	59.71	56.47	54.76	51.39	58.07	53.65	52.98	57.33	54.82	
		Stride count	36.36	32.73	32.35	33.27	33.78	34.88	32.81	34.13	34.35	33.02	337.68	



Note: Horizontal distance axis grid lines are 200m furlongs.

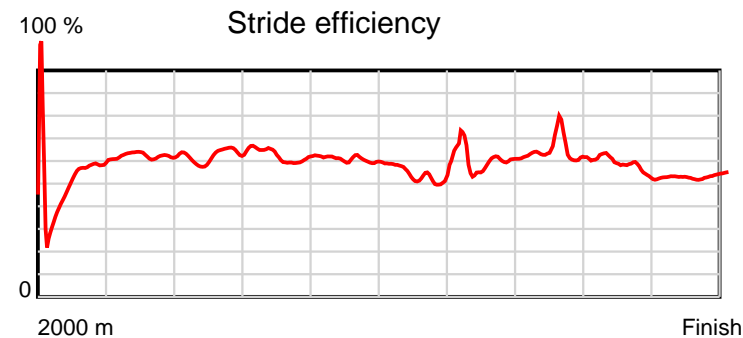
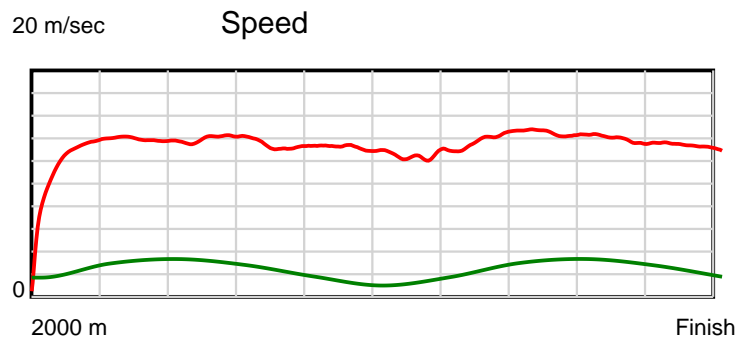
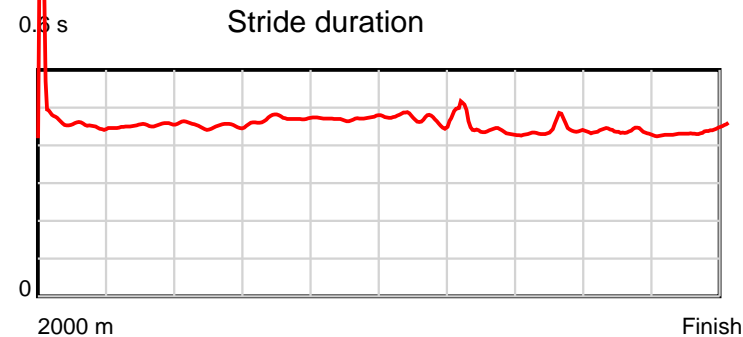
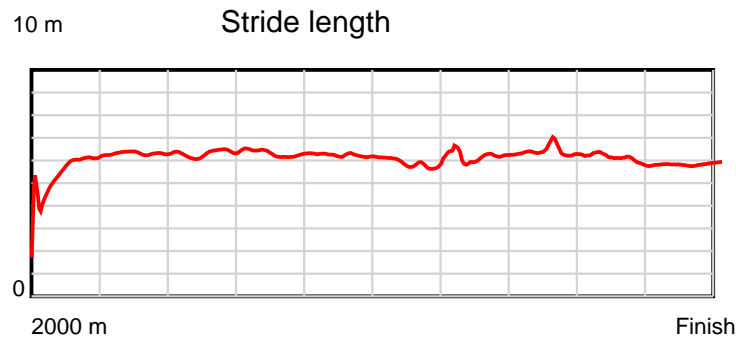
**Disclaimer.**

HRNZ and NZMTC and Thoroughbred Ratings Pty Ltd accepts no responsibility for the completeness or accuracy of any of the information contained herein, and makes no representations about its suitability for any particular purpose. Users should make their own judgements about those matters and/or seek independent advice. You assume all risks associated with use of the data provided on this page.

# Race Results

April 29, 2022, Race 8, FAHEY FENCE HIRE PACE, Distance 2000m, Addington - Survey 3200m

Result	TAB no.	Horse (Barrier)	2000 to	1800m to	1600m to	1400m to	1200m to	1000m to	800m to	600m to	400m to	200m to	Total or	Margin
10th	13	<b>Blue On Black (12)</b>	<b>1800m</b>	<b>1600m</b>	<b>1400m</b>	<b>1200m</b>	<b>1000m</b>	<b>800m</b>	<b>600m</b>	<b>400m</b>	<b>200m</b>	<b>WP</b>	<b>Average</b>	
		Position in running (margin)	-	11(13.4)	10(11.9)	10(13.9)	10(13.8)	9(9.3)	9(6.4)	9(6.9)	7(7.1)	9(10.9)		17.40
		Sectional time (s)	19.23	14.58	14.66	14.95	15.48	16.23	14.43	14.20	14.90	15.18		
		Cumulative time (s)	153.84	134.61	120.03	105.37	90.42	74.94	58.71	44.28	30.08	15.18	2:33.84	
		Speed (m/s)	10.40	13.72	13.64	13.38	12.92	12.32	13.86	14.08	13.42	13.18	13.00	
		Stride length (m)	5.42	6.21	6.17	6.30	6.09	5.79	6.11	6.19	5.85	5.78	5.98	
		Stride duration (s)	0.466	0.453	0.452	0.471	0.472	0.470	0.441	0.440	0.436	0.439	0.460	
		Stride efficiency (%)	45.85	60.32	59.49	62.01	57.98	52.46	58.28	59.87	53.43	52.29	55.88	
		Stride count	36.92	32.19	32.41	31.75	32.83	34.52	32.75	32.31	34.20	34.57	334.45	



Note: Horizontal distance axis grid lines are 200m furlongs.

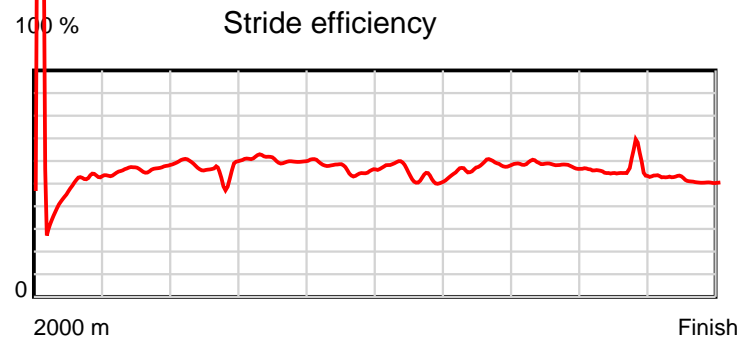
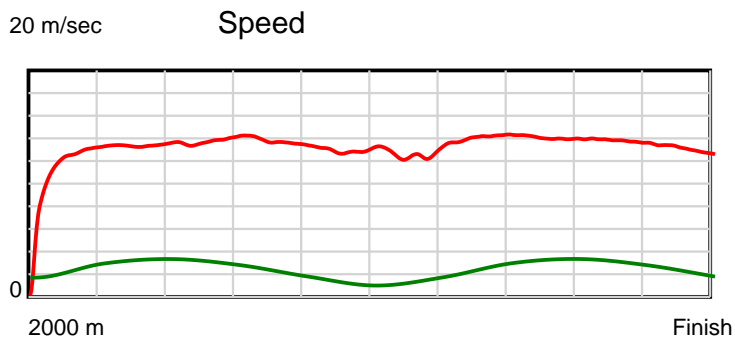
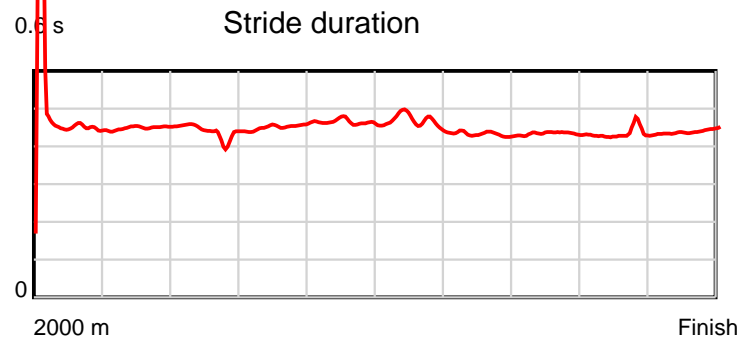
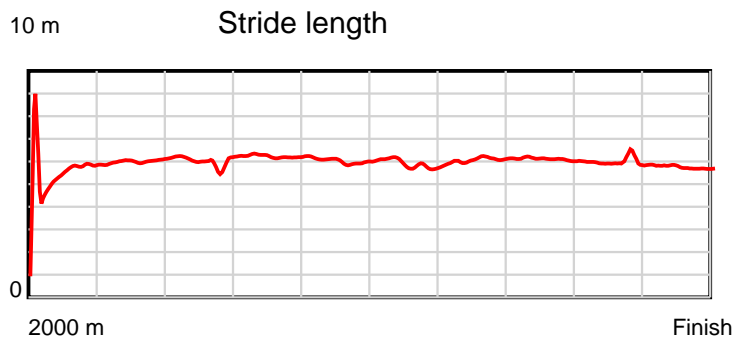
#### Disclaimer.

HRNZ and NZMTC and Thoroughbred Ratings Pty Ltd accepts no responsibility for the completeness or accuracy of any of the information contained herein, and makes no representations about its suitability for any particular purpose. Users should make their own judgements about those matters and/or seek independent advice. You assume all risks associated with use of the data provided on this page.

# Race Results

April 29, 2022, Race 8, FAHEY FENCE HIRE PACE, Distance 2000m, Addington - Survey 3200m

Result	TAB no.	Horse (Barrier)	2000 to	1800m to	1600m to	1400m to	1200m to	1000m to	800m to	600m to	400m to	200m to	Total or	Margin
11th	4	<b>Weona Reactor (4)</b>	<b>1800m</b>	<b>1600m</b>	<b>1400m</b>	<b>1200m</b>	<b>1000m</b>	<b>800m</b>	<b>600m</b>	<b>400m</b>	<b>200m</b>	<b>WP</b>	<b>Average</b>	
		Position in running (margin)	-	9(12.3)	11(14.9)	11(17.7)	11(15.5)	11(11.5)	10(8.1)	10(7.7)	11(9.8)	11(13.0)		20.20
		Sectional time (s)	19.17	15.27	14.80	14.61	15.56	16.14	14.27	14.53	14.81	15.18		
		Cumulative time (s)	154.34	135.17	119.90	105.10	90.49	74.93	58.79	44.52	29.99	15.18	2:34.34	
		Speed (m/s)	10.43	13.10	13.51	13.69	12.85	12.39	14.02	13.76	13.50	13.18	12.96	
		Stride length (m)	5.60	5.88	5.92	6.20	5.96	5.77	6.06	5.97	5.82	5.81	5.89	
		Stride duration (s)	0.510	0.449	0.438	0.453	0.464	0.466	0.432	0.434	0.431	0.441	0.455	
		Stride efficiency (%)	48.96	54.03	54.78	59.99	55.46	52.11	57.39	55.73	53.00	52.66	54.30	
		Stride count	35.73	34.01	33.78	32.28	33.57	34.64	33.00	33.49	34.34	34.45	339.29	



Note: Horizontal distance axis grid lines are 200m furlongs.


**Disclaimer.**

HRNZ and NZMTC and Thoroughbred Ratings Pty Ltd accepts no responsibility for the completeness or accuracy of any of the information contained herein, and makes no representations about its suitability for any particular purpose. Users should make their own judgements about those matters and/or seek independent advice. You assume all risks associated with use of the data provided on this page.

# Race Results

April 29, 2022, Race 8, FAHEY FENCE HIRE PACE, Distance 2000m, Addington - Survey 3200m

Result	TAB no.	Horse (Barrier)	2000 to 1800m	1800m to 1600m	1600m to 1400m	1400m to 1200m	1200m to 1000m	1000m to 800m	800m to 600m	600m to 400m	400m to 200m	200m to WP	Total or Average	Margin
12th	8	Airies Gold (8)												
		Position in running (margin)	-	12(35.2)	12(45.1)	12(62.4)	12(68.5)	12(73.1)	12(73.5)	12(86.4)	12(93.1)	12(98.0)		95.10
		Sectional time (s)	22.75	16.49	17.21	16.00	16.99	16.77	16.50	15.28	15.08	14.76		
		Cumulative time (s)	167.83	145.08	128.59	111.38	95.38	78.39	61.62	45.12	29.84	14.76	2:47.83	
		Speed (m/s)	8.79	12.13	11.62	12.50	11.77	11.93	12.12	13.09	13.26	13.55	11.92	
		Stride length (m)	30.11	85.00	261.80	371.12	349.71	354.24	359.88	388.63	393.78	402.42	148.15	
		Stride duration (s)	3.291	7.008	22.530	29.699	29.699	29.699	29.699	29.699	29.699	29.699	12.432	
		Stride efficiency (%)	1416.79	11291.20	107106.77	215222.88	191103.52	196093.48	202380.53	236015.17	242315.47	253062.08	34296.98	
		Stride count	6.64	2.35	0.76	0.54	0.57	0.56	0.56	0.51	0.51	0.50	13.50	



Note: Horizontal distance axis grid lines are 200m furlongs.

#### Disclaimer.

HRNZ and NZMTC and Thoroughbred Ratings Pty Ltd accepts no responsibility for the completeness or accuracy of any of the information contained herein, and makes no representations about its suitability for any particular purpose. Users should make their own judgements about those matters and/or seek independent advice. You assume all risks associated with use of the data provided on this page.