



Race Results

NZ Metropolitan Trotting Club Inc, HRNZ, May 06, 2022

Compilation date: May 6, 2022, 6:45:18 PM (NZST)

Copyright © 2022 HRNZ and NZMTC. All rights reserved.

Trademarks.

StrideMASTER is a registered trademark of Thoroughbred Ratings Pty Ltd.

Disclaimer.

HRNZ and NZMTC and Thoroughbred Ratings Pty Ltd accepts no responsibility for the completeness or accuracy of any of the information contained herein, and makes no representations about its suitability for any particular purpose. Users should make their own judgements about those matters and/or seek independent advice. You assume all risks associated with use of the data provided on this page.



Race Results



May 06, 2022, Race 3, AVON CITY FORD HANDICAP TROT, Distance 2600m, Addington - Survey 3200m

Result	TAB no.	Horse (Barrier)	2600 to	2400m to
1st	3	Willangus Lad (7)	2400m	2200m
		Position in running (margin)	-	5(4.9)
		Sectional time (s)	17.07	14.72
		Cumulative time (s)	197.46	180.39
		Speed (m/s)	11.72	13.59
		Stride length (m)	5.33	6.26
		Stride duration (s)	0.451	0.461
		Stride efficiency (%)	44.36	61.29
		Stride count	37.54	31.94

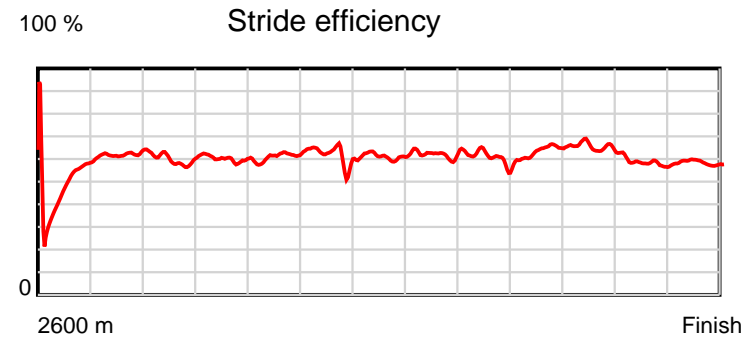
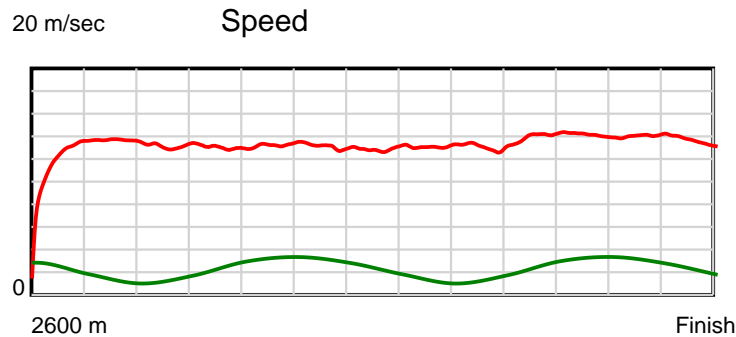
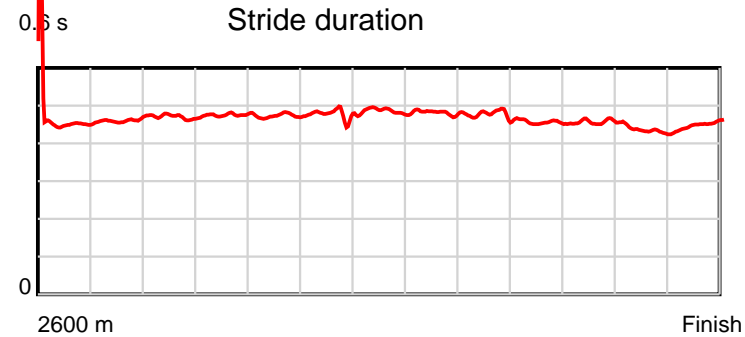
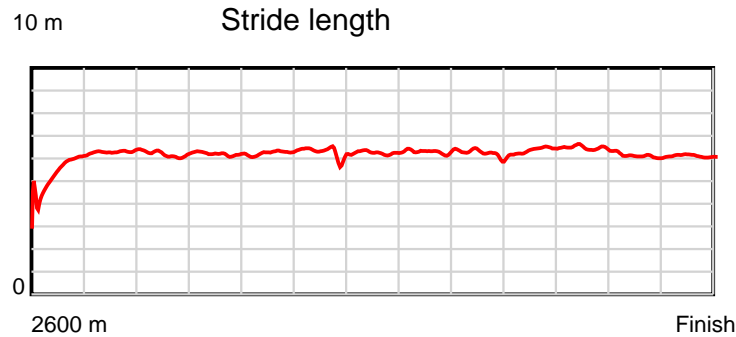
Disclaimer.

HRNZ and NZMTC and Thoroughbred Ratings Pty Ltd accepts no responsibility for the completeness or accuracy of any of the information contained herein, and makes no representations about its suitability for any particular purpose. Users should make their own judgements about those matters and/or seek independent advice. You assume all risks associated with use of the data provided on this page.

Race Results

May 06, 2022, Race 3, AVON CITY FORD HANDICAP TROT, Distance 2600m, Addington - Survey 3200m

Result	TAB no.	Horse (Barrier)	2200m to	2000m to	1800m to	1600m to	1400m to	1200m to	1000m to	800m to	600m to	400m to	200m to	Total or	Margin
1st	3	Willangus Lad (7)	2000m	1800m	1600m	1400m	1200m	1000m	800m	600m	400m	200m	WP	Average	
		Position in running (margin)	5(7.1)	5(7.2)	6(6.7)	7(6.6)	6(5.9)	8(5.9)	9(6.5)	9(7.7)	6(3.9)	4(3.2)	2(0.3)		0.00
		Sectional time (s)	15.20	15.33	15.12	15.18	15.54	15.52	15.65	14.35	14.62	14.46	14.70		
		Cumulative time (s)	165.67	150.47	135.14	120.02	104.84	89.30	73.78	58.13	43.78	29.16	14.70	3:17.46	
		Speed (m/s)	13.16	13.05	13.23	13.18	12.87	12.89	12.78	13.94	13.68	13.83	13.61	13.17	
		Stride length (m)	6.19	6.20	6.25	6.27	6.24	6.21	6.09	6.36	6.25	6.00	6.13	6.13	
		Stride duration (s)	0.470	0.476	0.472	0.476	0.485	0.482	0.476	0.456	0.457	0.434	0.450	0.465	
		Stride efficiency (%)	59.79	60.16	61.04	61.35	60.93	60.31	57.88	63.19	61.09	56.32	58.69	58.64	
		Stride count	32.33	32.23	32.00	31.92	32.03	32.19	32.86	31.45	31.99	33.31	32.63	424.42	



Note: Horizontal distance axis grid lines are 200m furlongs.

Disclaimer.

HRNZ and NZMTC and Thoroughbred Ratings Pty Ltd accepts no responsibility for the completeness or accuracy of any of the information contained herein, and makes no representations about its suitability for any particular purpose. Users should make their own judgements about those matters and/or seek independent advice. You assume all risks associated with use of the data provided on this page.



Race Results



May 06, 2022, Race 3, AVON CITY FORD HANDICAP TROT, Distance 2600m, Addington - Survey 3200m

Result	TAB no.	Horse (Barrier)	2600 to	2400m to
2nd	7	Boyz Invasion (1)	2400m	2200m
		Position in running (margin)	-	12(16.1)
		Sectional time (s)	18.85	14.99
		Cumulative time (s)	197.66	178.81
		Speed (m/s)	10.61	13.34
		Stride length (m)	5.34	5.81
		Stride duration (s)	0.450	0.435
		Stride efficiency (%)	44.52	52.67
		Stride count	37.47	34.45

Disclaimer.

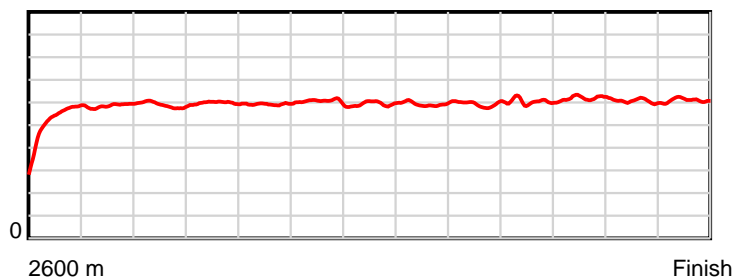
HRNZ and NZMTC and Thoroughbred Ratings Pty Ltd accepts no responsibility for the completeness or accuracy of any of the information contained herein, and makes no representations about its suitability for any particular purpose. Users should make their own judgements about those matters and/or seek independent advice. You assume all risks associated with use of the data provided on this page.

Race Results

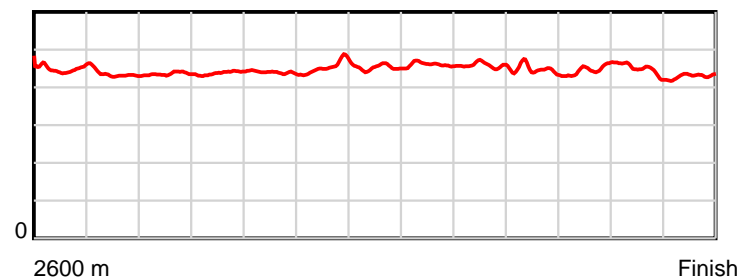
May 06, 2022, Race 3, AVON CITY FORD HANDICAP TROT, Distance 2600m, Addington - Survey 3200m

Result	TAB no.	Horse (Barrier)	2200m to	2000m to	1800m to	1600m to	1400m to	1200m to	1000m to	800m to	600m to	400m to	200m to	Total or	Margin
2nd	7	Boyz Invasion (1)	2000m	1800m	1600m	1400m	1200m	1000m	800m	600m	400m	200m	WP	Average	
		Position in running (margin)	12(19.9)	12(18.6)	12(13.6)	11(11.9)	12(10.0)	11(7.9)	10(8.3)	10(8.6)	10(7.2)	8(6.0)	7(4.3)		0.90
		Sectional time (s)	14.97	14.59	14.84	14.98	15.20	15.48	15.50	14.76	14.53	14.67	14.30		
		Cumulative time (s)	163.82	148.85	134.26	119.42	104.44	89.24	73.76	58.26	43.50	28.97	14.30	3:17.66	
		Speed (m/s)	13.36	13.71	13.48	13.35	13.16	12.92	12.90	13.55	13.76	13.63	13.99	13.15	
		Stride length (m)	5.83	6.00	5.93	6.08	5.95	5.95	5.92	6.04	6.16	6.08	6.02	5.92	
		Stride duration (s)	0.436	0.438	0.440	0.455	0.452	0.461	0.459	0.446	0.448	0.446	0.430	0.450	
		Stride efficiency (%)	53.06	56.29	54.87	57.72	55.35	55.39	54.71	57.10	59.37	57.80	56.64	54.85	
		Stride count	34.32	33.32	33.75	32.91	33.60	33.59	33.80	33.09	32.45	32.89	33.22	438.86	

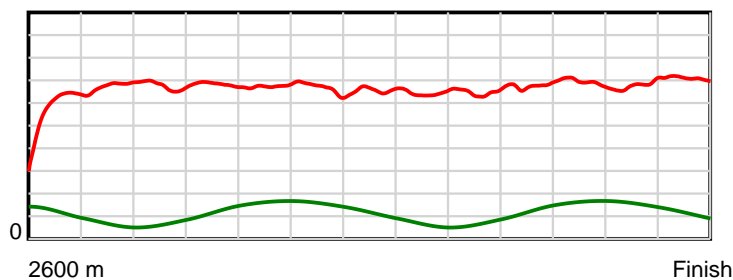
10 m Stride length



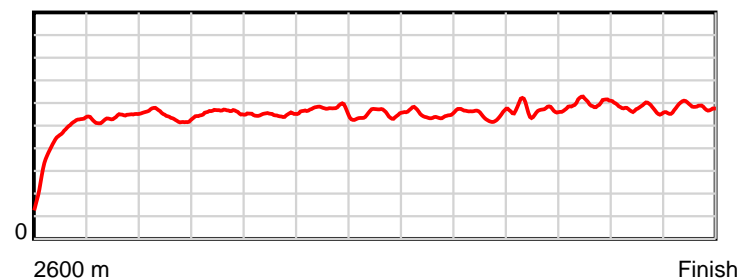
0.6 s Stride duration



20 m/sec Speed



100 % Stride efficiency



Note: Horizontal distance axis grid lines are 200m furlongs.

Disclaimer.

HRNZ and NZMTC and Thoroughbred Ratings Pty Ltd accepts no responsibility for the completeness or accuracy of any of the information contained herein, and makes no representations about its suitability for any particular purpose. Users should make their own judgements about those matters and/or seek independent advice. You assume all risks associated with use of the data provided on this page.



Race Results



May 06, 2022, Race 3, AVON CITY FORD HANDICAP TROT, Distance 2600m, Addington - Survey 3200m

Result	TAB no.	Horse (Barrier)	2600 to	2400m to
3rd	14	Repeat Pat (12)	2400m	2200m
		Position in running (margin)	-	14(18.8)
		Sectional time (s)	19.34	15.13
		Cumulative time (s)	197.76	178.42
		Speed (m/s)	10.34	13.22
		Stride length (m)	6.16	6.54
		Stride duration (s)	0.496	0.495
		Stride efficiency (%)	59.35	66.93
		Stride count	32.45	30.56

Disclaimer.

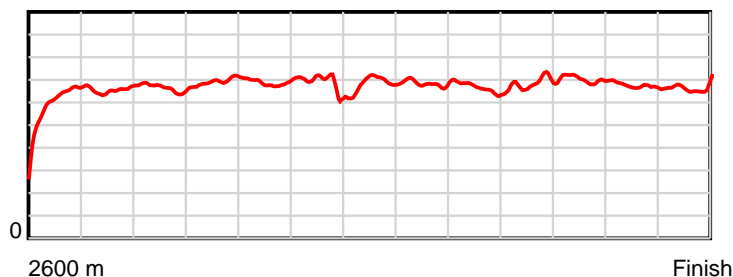
HRNZ and NZMTC and Thoroughbred Ratings Pty Ltd accepts no responsibility for the completeness or accuracy of any of the information contained herein, and makes no representations about its suitability for any particular purpose. Users should make their own judgements about those matters and/or seek independent advice. You assume all risks associated with use of the data provided on this page.

Race Results

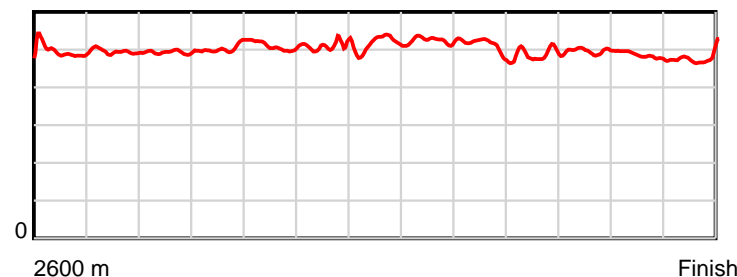
May 06, 2022, Race 3, AVON CITY FORD HANDICAP TROT, Distance 2600m, Addington - Survey 3200m

Result	TAB no.	Horse (Barrier)	2200m to	2000m to	1800m to	1600m to	1400m to	1200m to	1000m to	800m to	600m to	400m to	200m to	Total or	Margin
3rd	14	Repeat Pat (12)	2000m	1800m	1600m	1400m	1200m	1000m	800m	600m	400m	200m	WP	Average	
		Position in running (margin)	14(23.4)	14(21.5)	14(16.0)	14(14.7)	14(13.9)	13(10.9)	12(10.9)	12(10.0)	8(5.9)	6(5.1)	6(3.6)		1.60
		Sectional time (s)	14.87	14.50	14.92	15.15	15.05	15.43	15.31	14.29	14.60	14.71	14.46		
		Cumulative time (s)	163.29	148.42	133.92	119.00	103.85	88.80	73.37	58.06	43.77	29.17	14.46	3:17.76	
		Speed (m/s)	13.45	13.79	13.40	13.20	13.29	12.96	13.06	14.00	13.70	13.60	13.83	13.15	
		Stride length (m)	6.64	6.93	6.82	6.66	6.84	6.81	6.65	6.82	6.81	6.56	6.62	6.68	
		Stride duration (s)	0.494	0.503	0.509	0.504	0.515	0.525	0.509	0.487	0.497	0.483	0.478	0.508	
		Stride efficiency (%)	68.85	75.14	72.72	69.27	73.15	72.46	69.04	72.65	72.47	67.34	68.39	69.65	
		Stride count	30.13	28.84	29.32	30.04	29.23	29.37	30.09	29.33	29.37	30.47	30.23	389.43	

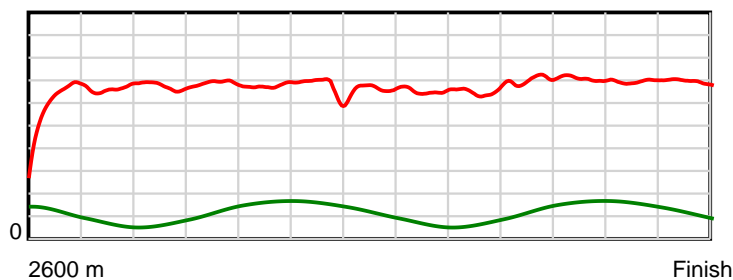
10 m Stride length



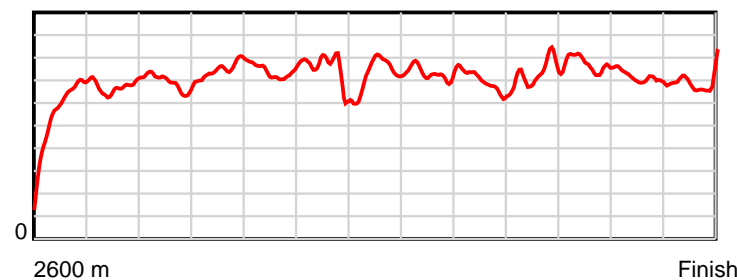
0.6 s Stride duration



20 m/sec Speed



100 % Stride efficiency



Note: Horizontal distance axis grid lines are 200m furlongs.

Disclaimer.

HRNZ and NZMTC and Thoroughbred Ratings Pty Ltd accepts no responsibility for the completeness or accuracy of any of the information contained herein, and makes no representations about its suitability for any particular purpose. Users should make their own judgements about those matters and/or seek independent advice. You assume all risks associated with use of the data provided on this page.



Race Results



May 06, 2022, Race 3, AVON CITY FORD HANDICAP TROT, Distance 2600m, Addington - Survey 3200m

Result	TAB no.	Horse (Barrier)	2600 to	2400m to
4th	13	Only One Way (10)	2400m	2200m
		Position in running (margin)	-	8(11.9)
		Sectional time (s)	18.17	14.58
		Cumulative time (s)	197.86	179.69
		Speed (m/s)	11.01	13.72
		Stride length (m)	5.71	6.06
		Stride duration (s)	0.460	0.442
		Stride efficiency (%)	50.98	57.38
		Stride count	35.02	33.01

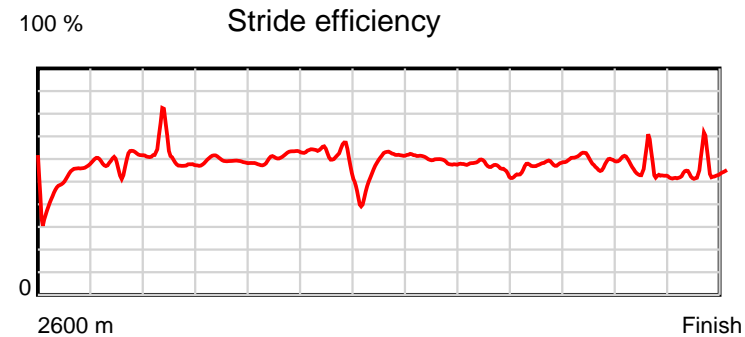
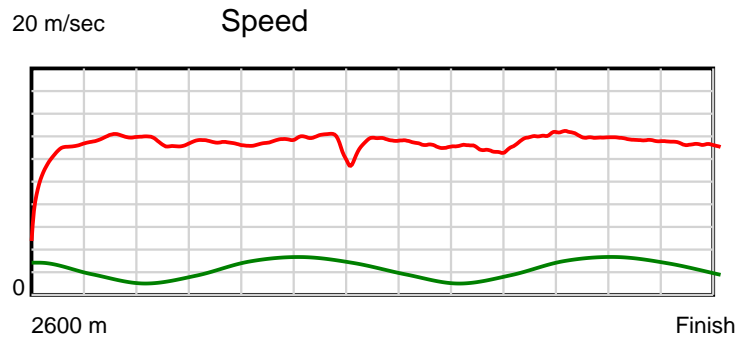
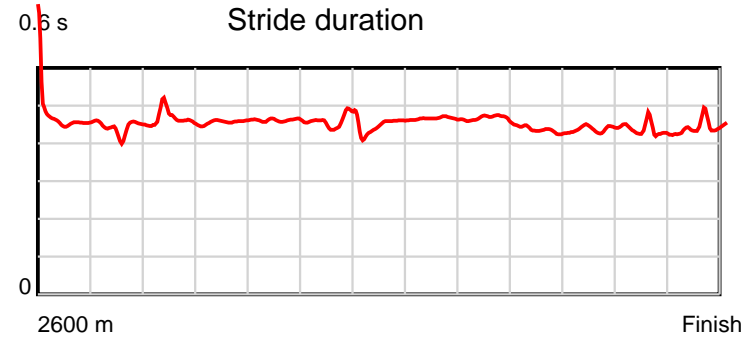
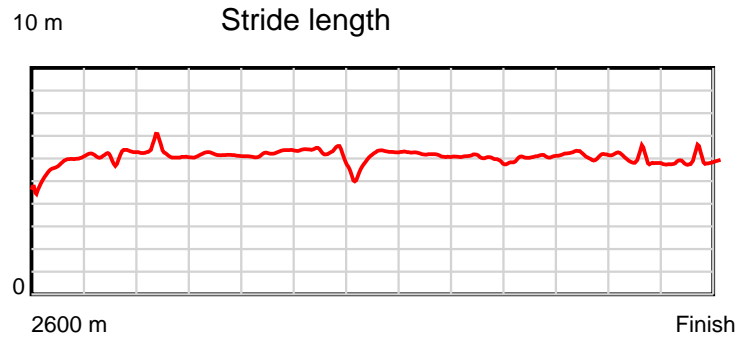
Disclaimer.

HRNZ and NZMTC and Thoroughbred Ratings Pty Ltd accepts no responsibility for the completeness or accuracy of any of the information contained herein, and makes no representations about its suitability for any particular purpose. Users should make their own judgements about those matters and/or seek independent advice. You assume all risks associated with use of the data provided on this page.

Race Results

May 06, 2022, Race 3, AVON CITY FORD HANDICAP TROT, Distance 2600m, Addington - Survey 3200m

Result	TAB no.	Horse (Barrier)	2200m to	2000m to	1800m to	1600m to	1400m to	1200m to	1000m to	800m to	600m to	400m to	200m to	Total or	Margin
4th	13	Only One Way (10)	2000m	1800m	1600m	1400m	1200m	1000m	800m	600m	400m	200m	WP	Average	
		Position in running (margin)	9(13.3)	9(13.4)	9(8.9)	8(8.6)	10(9.1)	5(3.7)	5(3.4)	6(5.8)	2(1.6)	2(1.3)	3(0.8)		2.30
		Sectional time (s)	15.20	14.67	15.09	15.37	14.64	15.38	15.85	14.28	14.68	14.87	15.08		
		Cumulative time (s)	165.11	149.91	135.24	120.15	104.78	90.14	74.76	58.91	44.63	29.95	15.08	3:17.86	
		Speed (m/s)	13.16	13.63	13.25	13.01	13.66	13.00	12.62	14.01	13.62	13.45	13.26	13.14	
		Stride length (m)	6.09	6.24	6.11	6.00	6.10	6.06	5.86	6.07	6.00	5.79	5.90	6.00	
		Stride duration (s)	0.463	0.457	0.461	0.461	0.447	0.466	0.465	0.434	0.440	0.430	0.445	0.456	
		Stride efficiency (%)	57.91	60.75	58.26	56.31	58.22	57.40	53.75	57.60	56.21	52.30	54.32	56.16	
		Stride count	32.85	32.08	32.76	33.32	32.77	33.00	34.10	32.94	33.35	34.57	33.92	433.69	



Note: Horizontal distance axis grid lines are 200m furlongs.

Disclaimer.

HRNZ and NZMTC and Thoroughbred Ratings Pty Ltd accepts no responsibility for the completeness or accuracy of any of the information contained herein, and makes no representations about its suitability for any particular purpose. Users should make their own judgements about those matters and/or seek independent advice. You assume all risks associated with use of the data provided on this page.



Race Results



May 06, 2022, Race 3, AVON CITY FORD HANDICAP TROT, Distance 2600m, Addington - Survey 3200m

Result	TAB no.	Horse (Barrier)	2600 to	2400m to
5th	2	Illegal Alien (5)	2400m	2200m
		Position in running (margin)	-	3(1.9)
		Sectional time (s)	16.54	14.53
		Cumulative time (s)	197.96	181.42
		Speed (m/s)	12.09	13.76
		Stride length (m)	5.43	6.09
		Stride duration (s)	0.447	0.443
		Stride efficiency (%)	46.02	57.97
		Stride count	36.85	32.84

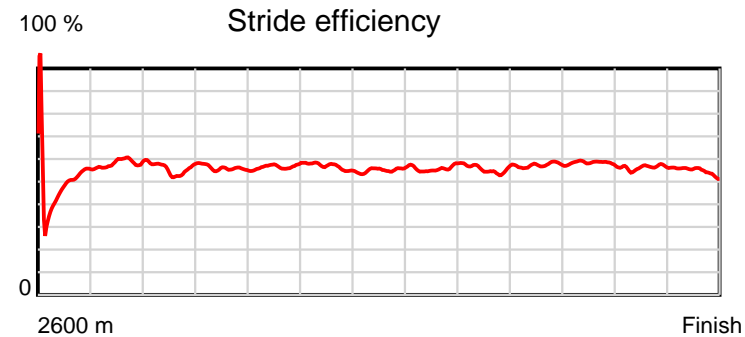
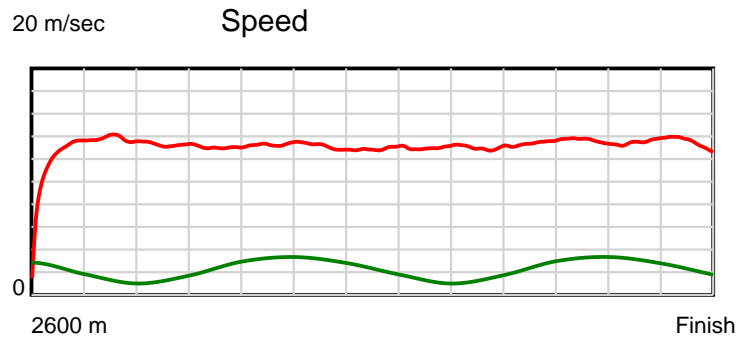
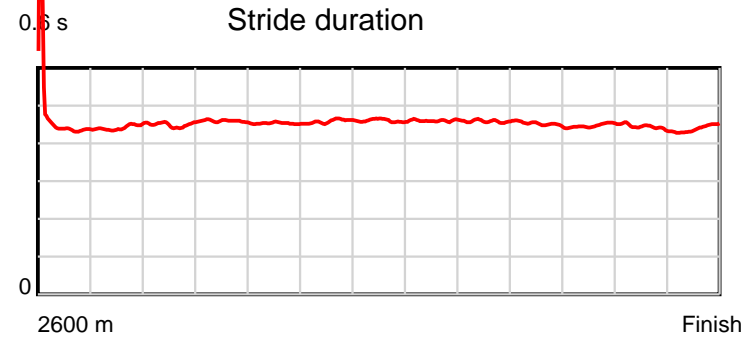
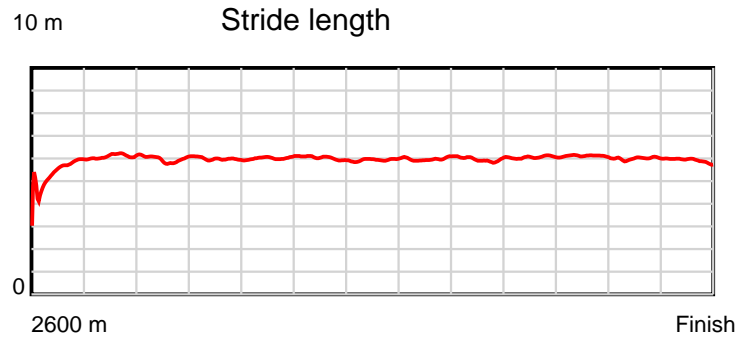
Disclaimer.

HRNZ and NZMTC and Thoroughbred Ratings Pty Ltd accepts no responsibility for the completeness or accuracy of any of the information contained herein, and makes no representations about its suitability for any particular purpose. Users should make their own judgements about those matters and/or seek independent advice. You assume all risks associated with use of the data provided on this page.

Race Results

May 06, 2022, Race 3, AVON CITY FORD HANDICAP TROT, Distance 2600m, Addington - Survey 3200m

Result	TAB no.	Horse (Barrier)	2200m to	2000m to	1800m to	1600m to	1400m to	1200m to	1000m to	800m to	600m to	400m to	200m to	Total or	Margin
5th	2	Illegal Alien (5)	2000m	1800m	1600m	1400m	1200m	1000m	800m	600m	400m	200m	WP	Average	
		Position in running (margin)	2(2.9)	2(2.3)	2(2.4)	2(2.3)	2(1.8)	3(1.8)	4(2.0)	2(1.9)	4(2.2)	3(2.1)	4(1.3)		2.80
		Sectional time (s)	15.08	15.44	15.11	15.21	15.55	15.44	15.44	15.03	14.72	14.81	15.06		
		Cumulative time (s)	166.89	151.81	136.37	121.26	106.05	90.50	75.06	59.62	44.59	29.87	15.06	3:17.96	
		Speed (m/s)	13.26	12.95	13.24	13.15	12.86	12.95	12.95	13.31	13.59	13.50	13.28	13.13	
		Stride length (m)	5.96	5.95	6.00	6.03	5.92	5.96	5.94	6.01	6.09	5.99	5.85	5.93	
		Stride duration (s)	0.450	0.459	0.453	0.459	0.460	0.460	0.458	0.452	0.448	0.444	0.440	0.452	
		Stride efficiency (%)	55.52	55.29	56.21	56.84	54.68	55.52	55.08	56.41	57.87	56.12	53.45	55.03	
		Stride count	33.55	33.62	33.35	33.16	33.81	33.55	33.69	33.29	32.86	33.37	34.20	438.14	



Note: Horizontal distance axis grid lines are 200m furlongs.

Disclaimer.

HRNZ and NZMTC and Thoroughbred Ratings Pty Ltd accepts no responsibility for the completeness or accuracy of any of the information contained herein, and makes no representations about its suitability for any particular purpose. Users should make their own judgements about those matters and/or seek independent advice. You assume all risks associated with use of the data provided on this page.



Race Results



May 06, 2022, Race 3, AVON CITY FORD HANDICAP TROT, Distance 2600m, Addington - Survey 3200m

Result	TAB no.	Horse (Barrier)	2600 to	2400m to
6th	4	Prince Teka (9)	2400m	2200m
		Position in running (margin)	-	2(0.4)
		Sectional time (s)	16.13	14.29
		Cumulative time (s)	197.96	181.83
		Speed (m/s)	12.40	14.00
		Stride length (m)	5.20	6.01
		Stride duration (s)	0.424	0.429
		Stride efficiency (%)	42.18	56.47
		Stride count	38.50	33.27

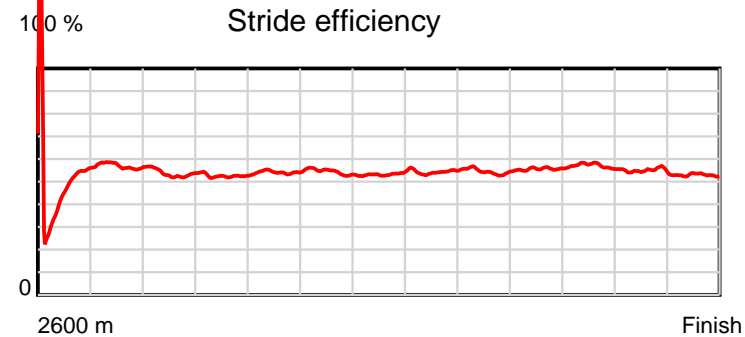
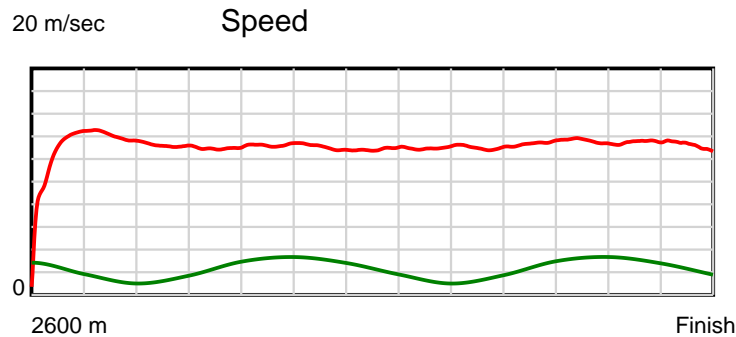
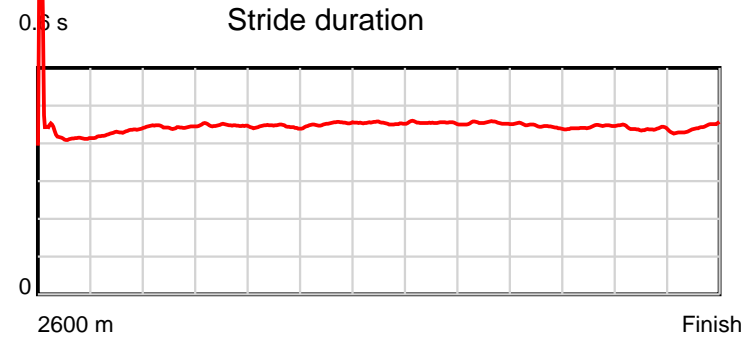
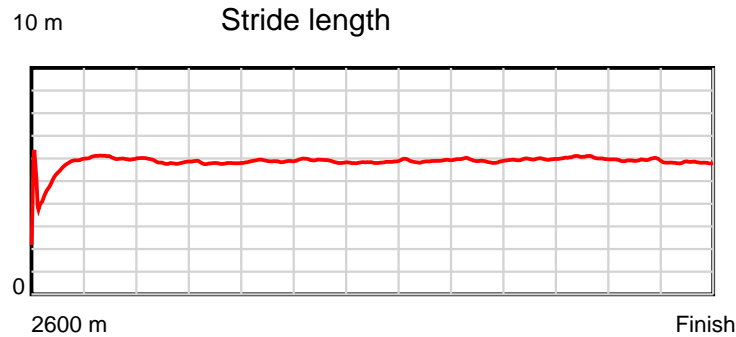
Disclaimer.

HRNZ and NZMTC and Thoroughbred Ratings Pty Ltd accepts no responsibility for the completeness or accuracy of any of the information contained herein, and makes no representations about its suitability for any particular purpose. Users should make their own judgements about those matters and/or seek independent advice. You assume all risks associated with use of the data provided on this page.

Race Results

May 06, 2022, Race 3, AVON CITY FORD HANDICAP TROT, Distance 2600m, Addington - Survey 3200m

Result	TAB no.	Horse (Barrier)	2200m to	2000m to	1800m to	1600m to	1400m to	1200m to	1000m to	800m to	600m to	400m to	200m to	Total or	Margin
6th	4	Prince Teka (9)	2000m	1800m	1600m	1400m	1200m	1000m	800m	600m	400m	200m	WP	Average	
		Position in running (margin)	1(0.0)	1(0.0)	1(0.0)	1(0.0)	1(0.0)	1(0.0)	1(0.0)	1(0.0)	1(0.0)	1(0.0)	1(0.0)		2.90
		Sectional time (s)	15.19	15.42	15.13	15.29	15.55	15.43	15.46	14.98	14.74	14.94	15.41		
		Cumulative time (s)	167.54	152.35	136.93	121.80	106.51	90.96	75.53	60.07	45.09	30.35	15.41	3:17.96	
		Speed (m/s)	13.17	12.97	13.22	13.08	12.86	12.96	12.94	13.35	13.57	13.39	12.98	13.13	
		Stride length (m)	5.84	5.81	5.88	5.92	5.83	5.90	5.87	5.96	6.03	5.87	5.73	5.83	
		Stride duration (s)	0.444	0.448	0.445	0.452	0.453	0.455	0.454	0.446	0.444	0.439	0.442	0.444	
		Stride efficiency (%)	53.32	52.78	53.97	54.68	53.18	54.39	53.88	55.47	56.74	53.94	51.37	53.06	
		Stride count	34.24	34.41	34.03	33.81	34.28	33.90	34.06	33.57	33.19	34.04	34.88	446.18	



Note: Horizontal distance axis grid lines are 200m furlongs.

Disclaimer.

HRNZ and NZMTC and Thoroughbred Ratings Pty Ltd accepts no responsibility for the completeness or accuracy of any of the information contained herein, and makes no representations about its suitability for any particular purpose. Users should make their own judgements about those matters and/or seek independent advice. You assume all risks associated with use of the data provided on this page.



Race Results



May 06, 2022, Race 3, AVON CITY FORD HANDICAP TROT, Distance 2600m, Addington - Survey 3200m

Result	TAB no.	Horse (Barrier)	2600 to	2400m to
7th	1	Bright Glow (3)	2400m	2200m
		Position in running (margin)	-	6(7.6)
		Sectional time (s)	17.57	14.60
		Cumulative time (s)	198.16	180.59
		Speed (m/s)	11.38	13.70
		Stride length (m)	5.11	6.14
		Stride duration (s)	0.431	0.448
		Stride efficiency (%)	40.87	58.83
		Stride count	39.11	32.60

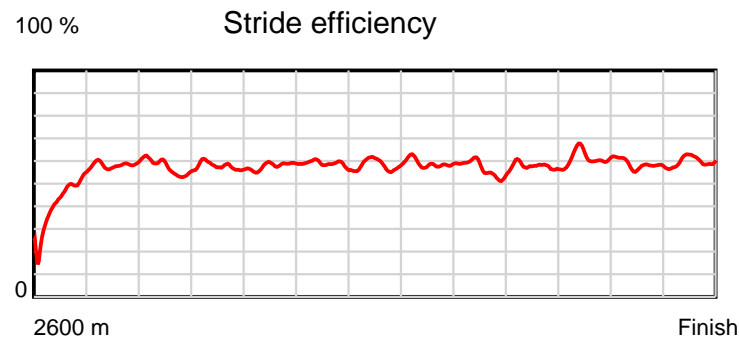
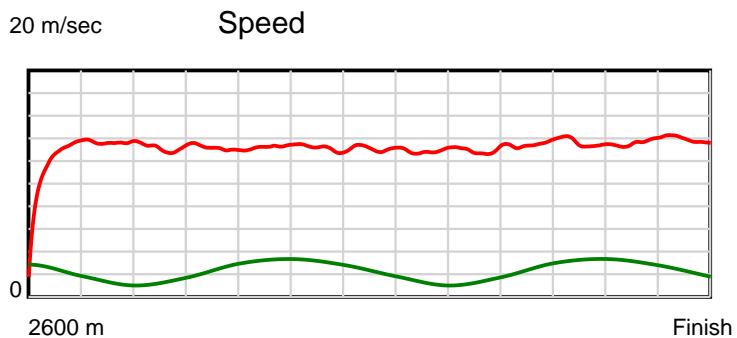
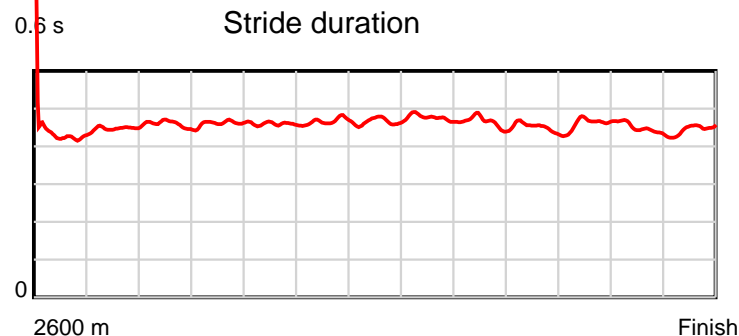
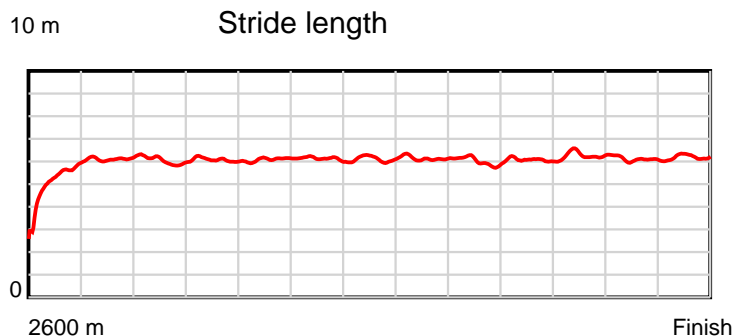
Disclaimer.

HRNZ and NZMTC and Thoroughbred Ratings Pty Ltd accepts no responsibility for the completeness or accuracy of any of the information contained herein, and makes no representations about its suitability for any particular purpose. Users should make their own judgements about those matters and/or seek independent advice. You assume all risks associated with use of the data provided on this page.

Race Results

May 06, 2022, Race 3, AVON CITY FORD HANDICAP TROT, Distance 2600m, Addington - Survey 3200m

Result	TAB no.	Horse (Barrier)	2200m to	2000m to	1800m to	1600m to	1400m to	1200m to	1000m to	800m to	600m to	400m to	200m to	Total or	Margin
7th	1	Bright Glow (3)	2000m	1800m	1600m	1400m	1200m	1000m	800m	600m	400m	200m	WP	Average	
		Position in running (margin)	6(9.1)	7(9.5)	8(8.2)	9(8.7)	9(7.9)	9(6.2)	8(6.2)	7(6.0)	7(5.1)	10(6.6)	8(6.3)		3.80
		Sectional time (s)	15.26	15.20	15.22	15.15	15.26	15.44	15.42	14.82	14.99	14.90	14.33		
		Cumulative time (s)	165.99	150.73	135.53	120.31	105.16	89.90	74.46	59.04	44.22	29.23	14.33	3:18.16	
		Speed (m/s)	13.11	13.16	13.14	13.20	13.11	12.95	12.97	13.50	13.34	13.42	13.96	13.12	
		Stride length (m)	6.02	6.08	6.04	6.16	6.10	6.18	6.02	6.09	6.15	6.00	6.24	6.01	
		Stride duration (s)	0.459	0.462	0.459	0.467	0.465	0.477	0.464	0.451	0.461	0.447	0.447	0.458	
		Stride efficiency (%)	56.60	57.69	56.97	59.31	58.09	59.65	56.57	57.88	59.06	56.31	60.81	56.44	
		Stride count	33.23	32.92	33.12	32.46	32.80	32.37	33.24	32.86	32.53	33.32	32.06	432.62	



Note: Horizontal distance axis grid lines are 200m furlongs.

Disclaimer.

HRNZ and NZMTC and Thoroughbred Ratings Pty Ltd accepts no responsibility for the completeness or accuracy of any of the information contained herein, and makes no representations about its suitability for any particular purpose. Users should make their own judgements about those matters and/or seek independent advice. You assume all risks associated with use of the data provided on this page.



Race Results



May 06, 2022, Race 3, AVON CITY FORD HANDICAP TROT, Distance 2600m, Addington - Survey 3200m

Result	TAB no.	Horse (Barrier)	2600 to	2400m to
8th	6	Break Out (13)	2400m	2200m
		Position in running (margin)	-	1(0.0)
		Sectional time (s)	16.11	15.24
		Cumulative time (s)	198.26	182.15
		Speed (m/s)	12.41	13.12
		Stride length (m)	5.72	6.23
		Stride duration (s)	0.452	0.475
		Stride efficiency (%)	51.15	60.62
		Stride count	34.96	32.11

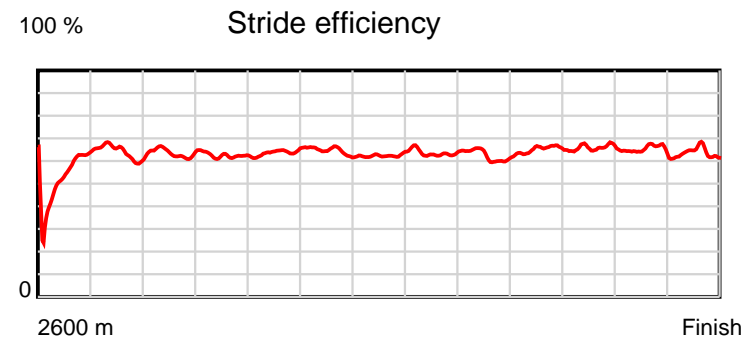
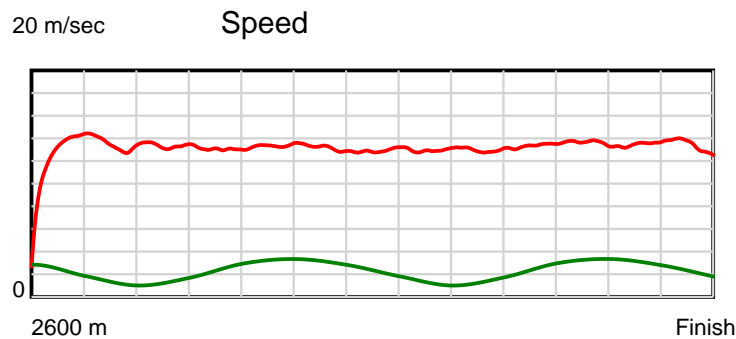
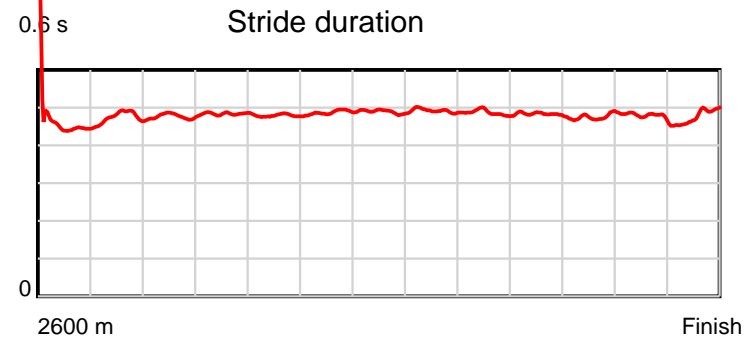
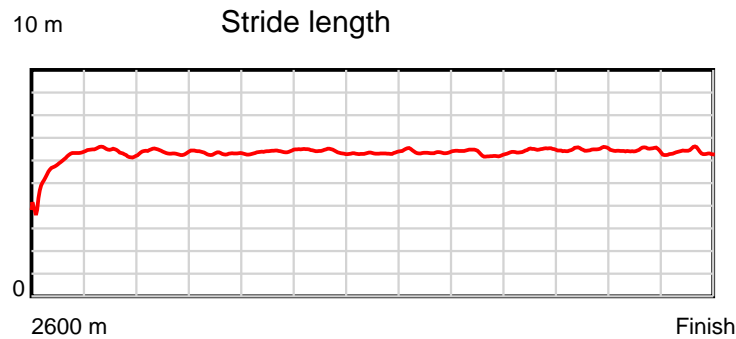
Disclaimer.

HRNZ and NZMTC and Thoroughbred Ratings Pty Ltd accepts no responsibility for the completeness or accuracy of any of the information contained herein, and makes no representations about its suitability for any particular purpose. Users should make their own judgements about those matters and/or seek independent advice. You assume all risks associated with use of the data provided on this page.

Race Results

May 06, 2022, Race 3, AVON CITY FORD HANDICAP TROT, Distance 2600m, Addington - Survey 3200m

Result	TAB no.	Horse (Barrier)	2200m to	2000m to	1800m to	1600m to	1400m to	1200m to	1000m to	800m to	600m to	400m to	200m to	Total or	Margin
8th	6	Break Out (13)	2000m	1800m	1600m	1400m	1200m	1000m	800m	600m	400m	200m	WP	Average	
		Position in running (margin)	3(5.3)	3(3.8)	4(3.6)	4(3.6)	4(4.5)	6(4.0)	6(4.2)	4(3.4)	5(3.4)	5(3.7)	5(3.6)		4.60
		Sectional time (s)	14.93	15.40	15.12	15.44	15.46	15.45	15.33	14.99	14.77	14.94	15.08		
		Cumulative time (s)	166.91	151.98	136.58	121.46	106.02	90.56	75.11	59.78	44.79	30.02	15.08	3:18.26	
		Speed (m/s)	13.40	12.99	13.23	12.95	12.94	12.94	13.05	13.34	13.54	13.39	13.26	13.11	
		Stride length (m)	6.39	6.29	6.33	6.31	6.33	6.37	6.34	6.46	6.44	6.39	6.36	6.30	
		Stride duration (s)	0.477	0.484	0.479	0.487	0.489	0.492	0.486	0.484	0.475	0.477	0.479	0.480	
		Stride efficiency (%)	63.79	61.79	62.63	62.24	62.61	63.38	62.83	65.12	64.75	63.88	63.16	61.99	
		Stride count	31.30	31.81	31.59	31.69	31.60	31.40	31.54	30.98	31.07	31.28	31.46	412.79	



Note: Horizontal distance axis grid lines are 200m furlongs.

Disclaimer.

HRNZ and NZMTC and Thoroughbred Ratings Pty Ltd accepts no responsibility for the completeness or accuracy of any of the information contained herein, and makes no representations about its suitability for any particular purpose. Users should make their own judgements about those matters and/or seek independent advice. You assume all risks associated with use of the data provided on this page.



Race Results



May 06, 2022, Race 3, AVON CITY FORD HANDICAP TROT, Distance 2600m, Addington - Survey 3200m

Result	TAB no.	Horse (Barrier)	2600 to	2400m to
9th	11	I Dream Of Jea... (6)	2400m	2200m
		Position in running (margin)	-	11(16.0)
		Sectional time (s)	18.87	14.83
		Cumulative time (s)	198.56	179.69
		Speed (m/s)	10.60	13.49
		Stride length (m)	5.81	6.36
		Stride duration (s)	0.471	0.472
		Stride efficiency (%)	52.80	63.19
		Stride count	34.41	31.45

Disclaimer.

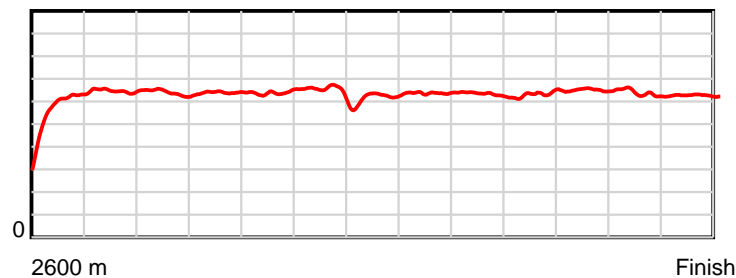
HRNZ and NZMTC and Thoroughbred Ratings Pty Ltd accepts no responsibility for the completeness or accuracy of any of the information contained herein, and makes no representations about its suitability for any particular purpose. Users should make their own judgements about those matters and/or seek independent advice. You assume all risks associated with use of the data provided on this page.

Race Results

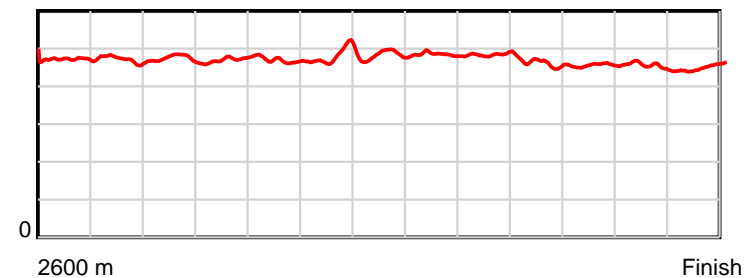
May 06, 2022, Race 3, AVON CITY FORD HANDICAP TROT, Distance 2600m, Addington - Survey 3200m

Result	TAB no.	Horse (Barrier)	2200m to	2000m to	1800m to	1600m to	1400m to	1200m to	1000m to	800m to	600m to	400m to	200m to	Total or	Margin
9th	11	I Dream Of Jea... (6)	2000m	1800m	1600m	1400m	1200m	1000m	800m	600m	400m	200m	WP	Average	
		Position in running (margin)	11(18.9)	11(17.1)	11(12.6)	12(12.0)	13(12.7)	14(12.4)	14(12.8)	14(13.6)	13(11.0)	12(9.2)	11(8.6)		6.20
		Sectional time (s)	14.89	14.67	15.01	15.42	15.50	15.49	15.59	14.54	14.44	14.83	14.48		
		Cumulative time (s)	164.86	149.97	135.30	120.29	104.87	89.37	73.88	58.29	43.75	29.31	14.48	3:18.56	
		Speed (m/s)	13.43	13.63	13.32	12.97	12.90	12.91	12.83	13.76	13.85	13.49	13.81	13.09	
		Stride length (m)	6.37	6.41	6.26	6.25	6.23	6.26	6.21	6.33	6.31	6.11	6.24	6.24	
		Stride duration (s)	0.474	0.470	0.470	0.482	0.482	0.485	0.484	0.460	0.456	0.453	0.452	0.476	
		Stride efficiency (%)	63.36	64.13	61.24	61.10	60.57	61.22	60.28	62.63	62.30	58.39	60.77	60.82	
		Stride count	31.41	31.22	31.95	31.99	32.13	31.95	32.20	31.59	31.67	32.72	32.07	416.76	

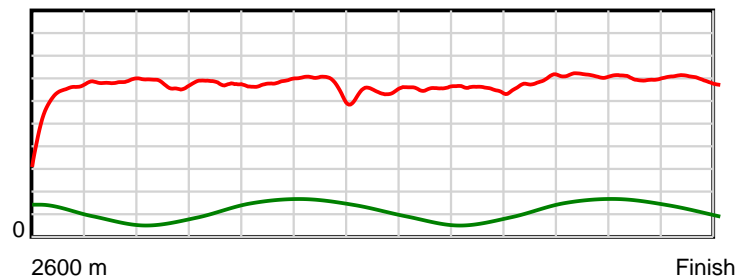
10 m Stride length



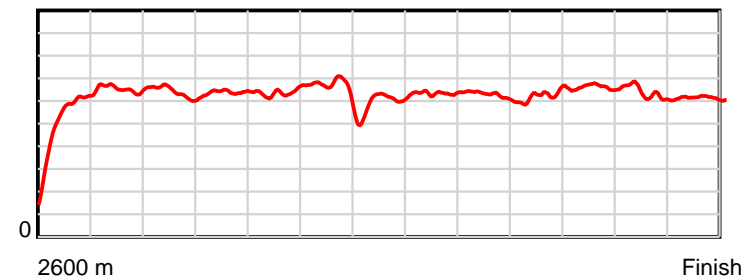
0.6 s Stride duration



20 m/sec Speed



100 % Stride efficiency



Note: Horizontal distance axis grid lines are 200m furlongs.

Disclaimer.

HRNZ and NZMTC and Thoroughbred Ratings Pty Ltd accepts no responsibility for the completeness or accuracy of any of the information contained herein, and makes no representations about its suitability for any particular purpose. Users should make their own judgements about those matters and/or seek independent advice. You assume all risks associated with use of the data provided on this page.



Race Results



May 06, 2022, Race 3, AVON CITY FORD HANDICAP TROT, Distance 2600m, Addington - Survey 3200m

Result	TAB no.	Horse (Barrier)	2600 to	2400m to
10th	12	Quik Shot (8)	2400m	2200m
		Position in running (margin)	-	9(13.7)
		Sectional time (s)	18.37	14.87
		Cumulative time (s)	198.66	180.29
		Speed (m/s)	10.89	13.45
		Stride length (m)	5.49	5.91
		Stride duration (s)	0.440	0.439
		Stride efficiency (%)	47.10	54.56
		Stride count	36.43	33.85

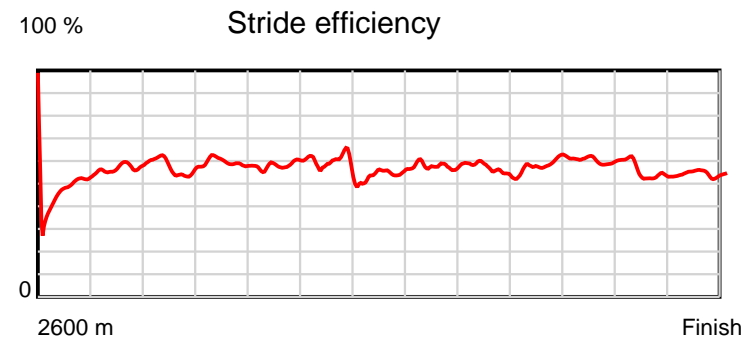
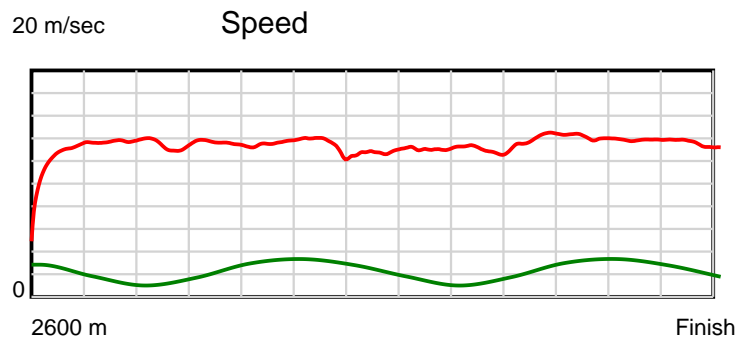
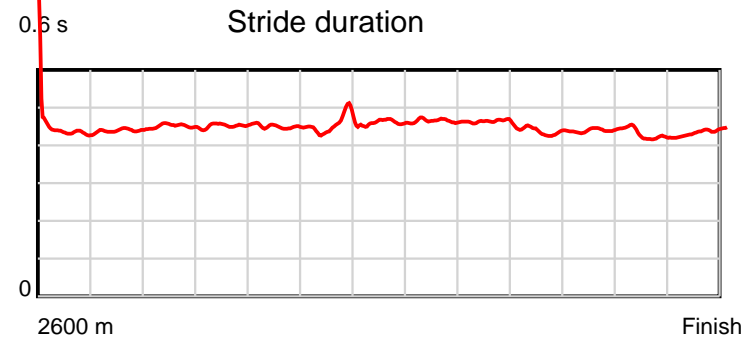
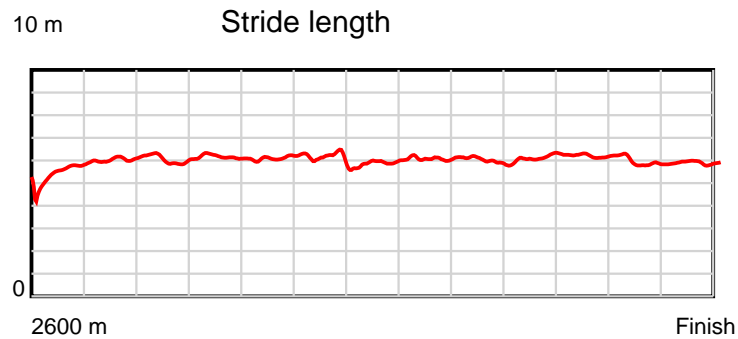
Disclaimer.

HRNZ and NZMTC and Thoroughbred Ratings Pty Ltd accepts no responsibility for the completeness or accuracy of any of the information contained herein, and makes no representations about its suitability for any particular purpose. Users should make their own judgements about those matters and/or seek independent advice. You assume all risks associated with use of the data provided on this page.

Race Results

May 06, 2022, Race 3, AVON CITY FORD HANDICAP TROT, Distance 2600m, Addington - Survey 3200m

Result	TAB no.	Horse (Barrier)	2200m to	2000m to	1800m to	1600m to	1400m to	1200m to	1000m to	800m to	600m to	400m to	200m to	Total or	Margin
10th	12	Quik Shot (8)	2000m	1800m	1600m	1400m	1200m	1000m	800m	600m	400m	200m	WP	Average	
		Position in running (margin)	10(16.8)	10(15.4)	10(10.5)	10(9.6)	11(9.9)	12(10.1)	13(11.1)	13(11.2)	11(7.4)	9(6.3)	9(6.8)		6.60
		Sectional time (s)	14.95	14.61	14.97	15.34	15.59	15.58	15.48	14.34	14.56	15.02	14.98		
		Cumulative time (s)	165.42	150.47	135.86	120.89	105.55	89.96	74.38	58.90	44.56	30.00	14.98	3:18.66	
		Speed (m/s)	13.38	13.69	13.36	13.04	12.83	12.84	12.92	13.95	13.74	13.32	13.35	13.09	
		Stride length (m)	6.04	6.19	6.01	5.95	5.90	5.97	5.97	6.10	6.05	5.68	5.84	5.93	
		Stride duration (s)	0.451	0.452	0.450	0.456	0.460	0.465	0.462	0.437	0.440	0.427	0.438	0.453	
		Stride efficiency (%)	56.95	59.83	56.45	55.27	54.46	55.75	55.72	58.14	57.18	50.49	53.38	54.88	
		Stride count	33.13	32.32	33.28	33.63	33.88	33.48	33.49	32.79	33.06	35.19	34.22	438.75	



Note: Horizontal distance axis grid lines are 200m furlongs.

Disclaimer.

HRNZ and NZMTC and Thoroughbred Ratings Pty Ltd accepts no responsibility for the completeness or accuracy of any of the information contained herein, and makes no representations about its suitability for any particular purpose. Users should make their own judgements about those matters and/or seek independent advice. You assume all risks associated with use of the data provided on this page.



Race Results



May 06, 2022, Race 3, AVON CITY FORD HANDICAP TROT, Distance 2600m, Addington - Survey 3200m

Result	TAB no.	Horse (Barrier)	2600 to	2400m to
11th	10	Trixton Time (4)	2400m	2200m
		Position in running (margin)	-	10(13.9)
		Sectional time (s)	18.61	14.09
		Cumulative time (s)	199.86	181.25
		Speed (m/s)	10.75	14.19
		Stride length (m)	5.79	6.53
		Stride duration (s)	0.468	0.460
		Stride efficiency (%)	52.35	66.56
		Stride count	34.55	30.64

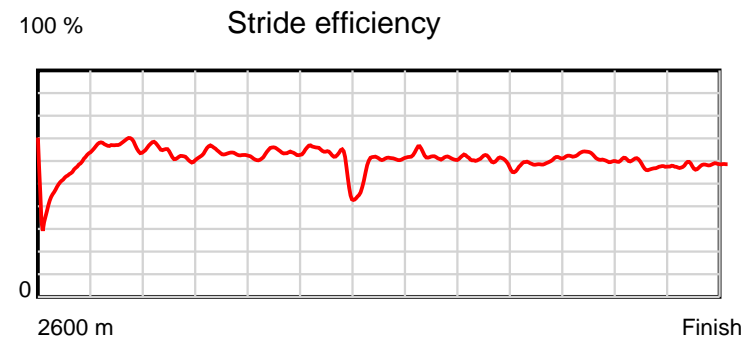
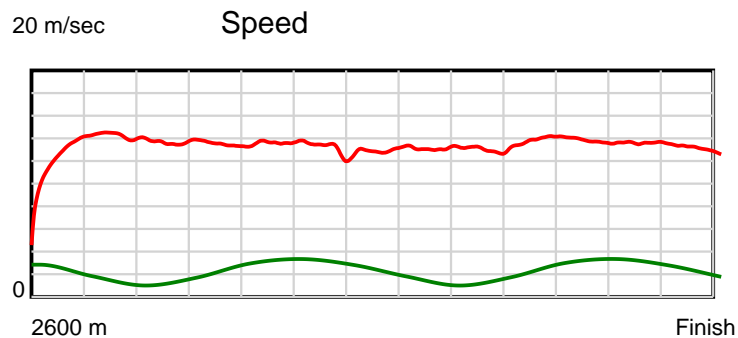
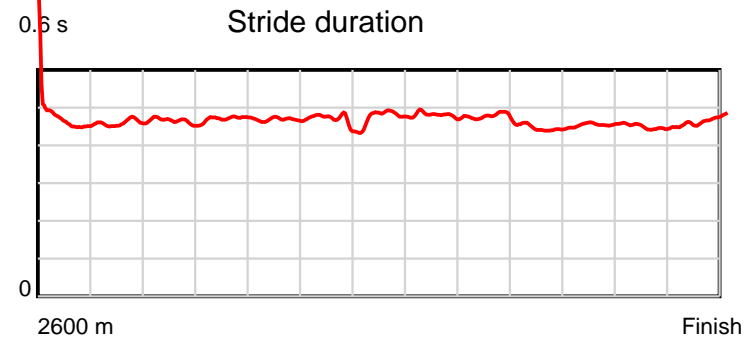
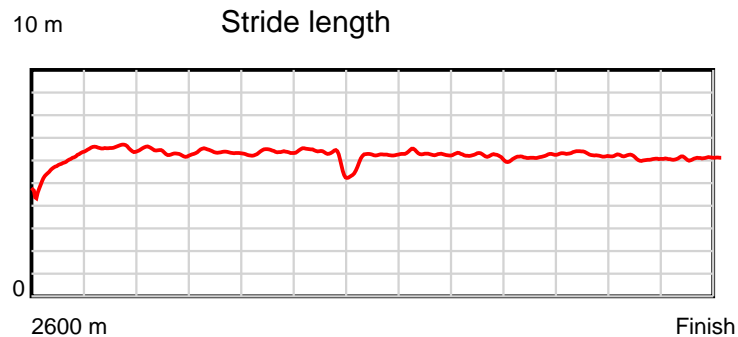
Disclaimer.

HRNZ and NZMTC and Thoroughbred Ratings Pty Ltd accepts no responsibility for the completeness or accuracy of any of the information contained herein, and makes no representations about its suitability for any particular purpose. Users should make their own judgements about those matters and/or seek independent advice. You assume all risks associated with use of the data provided on this page.

Race Results

May 06, 2022, Race 3, AVON CITY FORD HANDICAP TROT, Distance 2600m, Addington - Survey 3200m

Result	TAB no.	Horse (Barrier)	2200m to	2000m to	1800m to	1600m to	1400m to	1200m to	1000m to	800m to	600m to	400m to	200m to	Total or	Margin
11th	10	Trixton Time (4)	2000m	1800m	1600m	1400m	1200m	1000m	800m	600m	400m	200m	WP	Average	
		Position in running (margin)	8(12.2)	8(10.6)	7(6.8)	6(6.1)	8(7.8)	10(7.8)	11(8.6)	11(9.9)	9(6.6)	11(8.5)	12(10.7)		13.10
		Sectional time (s)	14.91	14.77	15.03	15.56	15.55	15.55	15.67	14.43	15.05	15.32	15.32		
		Cumulative time (s)	167.16	152.25	137.48	122.45	106.89	91.34	75.79	60.12	45.69	30.64	15.32	3:19.86	
		Speed (m/s)	13.41	13.54	13.31	12.85	12.86	12.86	12.76	13.86	13.29	13.05	13.05	13.01	
		Stride length (m)	6.23	6.38	6.23	6.01	6.13	6.18	6.07	6.18	6.05	5.85	6.10	6.13	
		Stride duration (s)	0.465	0.472	0.468	0.468	0.476	0.481	0.475	0.446	0.455	0.448	0.468	0.471	
		Stride efficiency (%)	60.74	63.68	60.65	56.48	58.64	59.75	57.51	59.66	57.23	53.43	58.20	58.67	
		Stride count	32.08	31.33	32.10	33.27	32.65	32.34	32.97	32.37	33.05	34.20	32.77	424.32	



Note: Horizontal distance axis grid lines are 200m furlongs.

Disclaimer.

HRNZ and NZMTC and Thoroughbred Ratings Pty Ltd accepts no responsibility for the completeness or accuracy of any of the information contained herein, and makes no representations about its suitability for any particular purpose. Users should make their own judgements about those matters and/or seek independent advice. You assume all risks associated with use of the data provided on this page.



Race Results



May 06, 2022, Race 3, AVON CITY FORD HANDICAP TROT, Distance 2600m, Addington - Survey 3200m

Result	TAB no.	Horse (Barrier)	2600 to	2400m to
12th	5	Simone Lindenn... (11)	2400m	2200m
		Position in running (margin)	-	4(4.7)
		Sectional time (s)	16.88	14.66
		Cumulative time (s)	200.76	183.88
		Speed (m/s)	11.85	13.64
		Stride length (m)	5.39	6.06
		Stride duration (s)	0.443	0.444
		Stride efficiency (%)	45.40	57.31
		Stride count	37.10	33.02

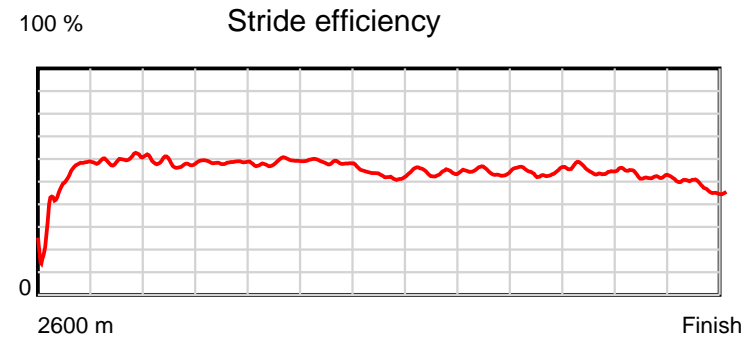
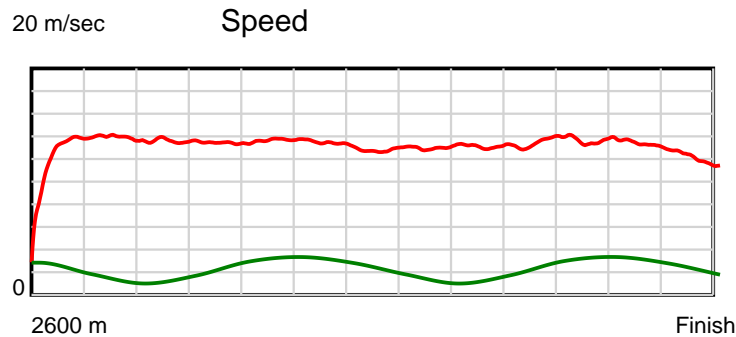
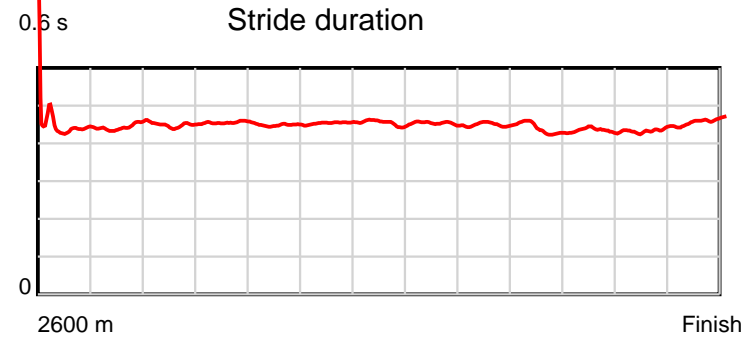
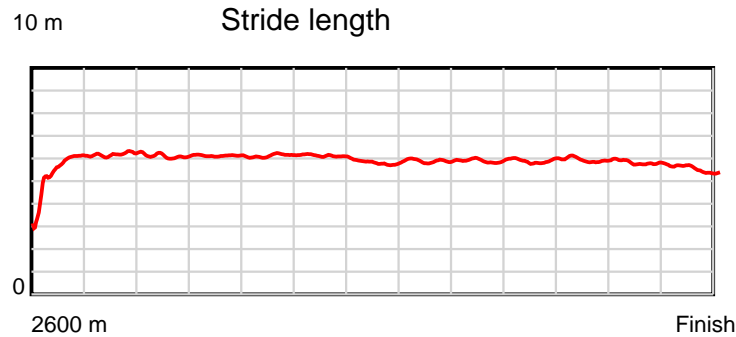
Disclaimer.

HRNZ and NZMTC and Thoroughbred Ratings Pty Ltd accepts no responsibility for the completeness or accuracy of any of the information contained herein, and makes no representations about its suitability for any particular purpose. Users should make their own judgements about those matters and/or seek independent advice. You assume all risks associated with use of the data provided on this page.

Race Results

May 06, 2022, Race 3, AVON CITY FORD HANDICAP TROT, Distance 2600m, Addington - Survey 3200m

Result	TAB no.	Horse (Barrier)	2200m to	2000m to	1800m to	1600m to	1400m to	1200m to	1000m to	800m to	600m to	400m to	200m to	Total or	Margin
12th	5	Simone Lindenn... (11)	2000m	1800m	1600m	1400m	1200m	1000m	800m	600m	400m	200m	WP	Average	
		Position in running (margin)	4(6.5)	4(6.3)	3(3.0)	3(3.4)	3(2.7)	4(3.1)	3(1.9)	3(2.7)	3(1.7)	7(5.4)	10(7.3)		18.20
		Sectional time (s)	15.14	14.88	15.19	15.17	15.62	15.22	15.58	14.82	15.35	15.26	16.99		
		Cumulative time (s)	169.22	154.08	139.20	124.01	108.84	93.22	78.00	62.42	47.60	32.25	16.99	3:20.76	
		Speed (m/s)	13.21	13.44	13.17	13.18	12.80	13.14	12.84	13.50	13.03	13.11	11.77	12.95	
		Stride length (m)	5.92	6.12	5.90	5.99	5.81	5.95	5.77	5.90	5.66	5.71	5.42	5.81	
		Stride duration (s)	0.448	0.455	0.448	0.454	0.454	0.453	0.450	0.437	0.435	0.436	0.460	0.448	
		Stride efficiency (%)	54.84	58.54	54.42	56.11	52.76	55.31	52.07	54.35	50.10	50.94	45.82	52.70	
		Stride count	33.76	32.68	33.89	33.38	34.42	33.62	34.65	33.91	35.32	35.03	36.93	447.71	



Note: Horizontal distance axis grid lines are 200m furlongs.

Disclaimer.

HRNZ and NZMTC and Thoroughbred Ratings Pty Ltd accepts no responsibility for the completeness or accuracy of any of the information contained herein, and makes no representations about its suitability for any particular purpose. Users should make their own judgements about those matters and/or seek independent advice. You assume all risks associated with use of the data provided on this page.



Race Results



May 06, 2022, Race 3, AVON CITY FORD HANDICAP TROT, Distance 2600m, Addington - Survey 3200m

Result	TAB no.	Horse (Barrier)	2600 to	2400m to
13th	15	Missalyssa (2)	2400m	2200m
		Position in running (margin)	-	13(18.6)
		Sectional time (s)	19.20	14.93
		Cumulative time (s)	204.76	185.56
		Speed (m/s)	10.42	13.40
		Stride length (m)	5.59	5.79
		Stride duration (s)	0.453	0.432
		Stride efficiency (%)	48.90	52.42
		Stride count	35.75	34.53

Disclaimer.

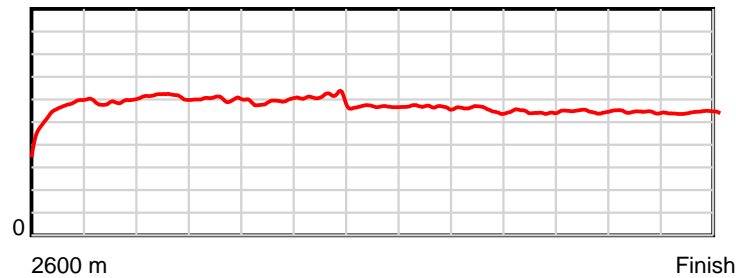
HRNZ and NZMTC and Thoroughbred Ratings Pty Ltd accepts no responsibility for the completeness or accuracy of any of the information contained herein, and makes no representations about its suitability for any particular purpose. Users should make their own judgements about those matters and/or seek independent advice. You assume all risks associated with use of the data provided on this page.

Race Results

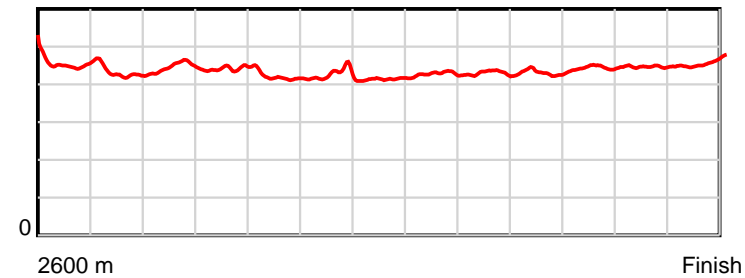
May 06, 2022, Race 3, AVON CITY FORD HANDICAP TROT, Distance 2600m, Addington - Survey 3200m

Result	TAB no.	Horse (Barrier)	2200m to	2000m to	1800m to	1600m to	1400m to	1200m to	1000m to	800m to	600m to	400m to	200m to	Total or	Margin
13th	15	Missalyssa (2)	2000m	1800m	1600m	1400m	1200m	1000m	800m	600m	400m	200m	WP	Average	
		Position in running (margin)	13(22.1)	13(20.0)	13(15.0)	13(12.1)	7(6.6)	2(1.3)	2(1.5)	5(4.3)	12(10.1)	13(20.8)	13(30.6)		40.80
		Sectional time (s)	14.83	14.59	14.65	14.38	14.65	15.46	15.92	15.94	16.52	16.59	17.10		
		Cumulative time (s)	170.63	155.80	141.21	126.56	112.18	97.53	82.07	66.15	50.21	33.69	17.10	3:24.76	
		Speed (m/s)	13.49	13.71	13.65	13.91	13.65	12.94	12.56	12.55	12.11	12.06	11.70	12.70	
		Stride length (m)	6.01	6.05	5.73	5.92	5.65	5.54	5.40	5.42	5.38	5.39	5.36	5.62	
		Stride duration (s)	0.446	0.442	0.420	0.426	0.414	0.428	0.430	0.432	0.445	0.447	0.458	0.443	
		Stride efficiency (%)	56.53	57.29	51.39	54.77	49.92	47.94	45.54	45.91	45.28	45.37	44.92	49.44	
		Stride count	33.25	33.03	34.87	33.78	35.39	36.11	37.05	36.90	37.16	37.12	37.30	462.24	

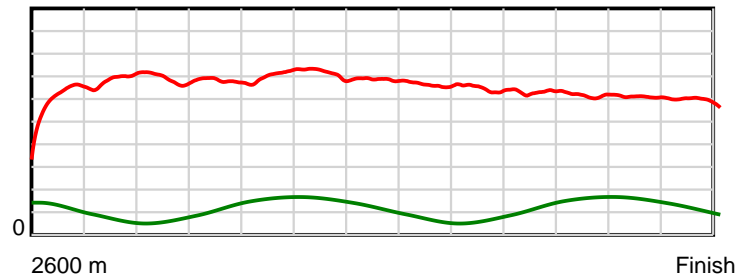
10 m Stride length



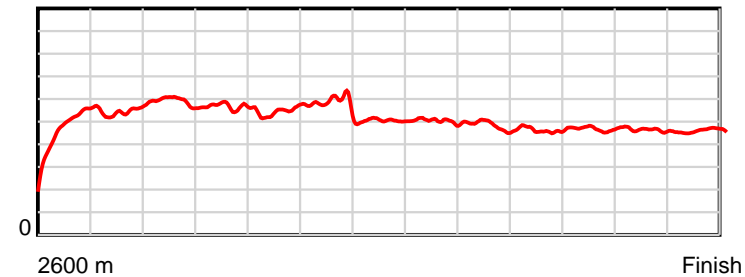
0.6 s Stride duration



20 m/sec Speed



100 % Stride efficiency



Note: Horizontal distance axis grid lines are 200m furlongs.

Disclaimer.

HRNZ and NZMTC and Thoroughbred Ratings Pty Ltd accepts no responsibility for the completeness or accuracy of any of the information contained herein, and makes no representations about its suitability for any particular purpose. Users should make their own judgements about those matters and/or seek independent advice. You assume all risks associated with use of the data provided on this page.



Race Results



May 06, 2022, Race 3, AVON CITY FORD HANDICAP TROT, Distance 2600m, Addington - Survey 3200m

Result	TAB no.	Horse (Barrier)	2600 to	2400m to
14th	8	Desbois (0)	2400m	2200m
		Position in running (margin)	-	7(8.0)
		Sectional time (s)	17.54	14.71
		Cumulative time (s)	208.56	191.02
		Speed (m/s)	11.40	13.60
		Stride length (m)	5.43	5.87
		Stride duration (s)	0.438	0.432
		Stride efficiency (%)	46.04	53.91
		Stride count	36.85	34.05

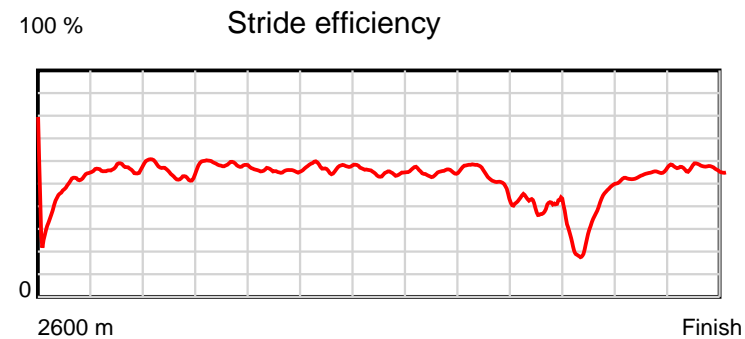
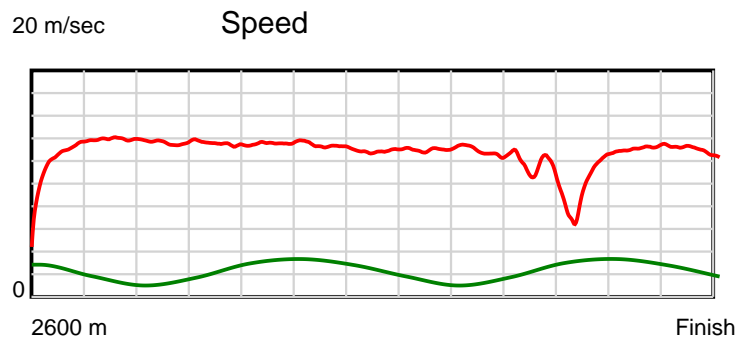
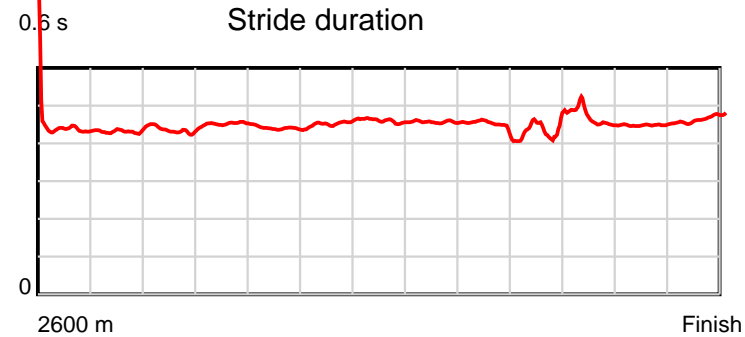
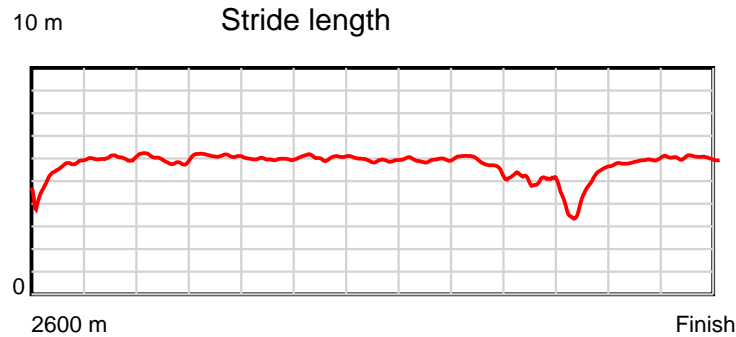
Disclaimer.

HRNZ and NZMTC and Thoroughbred Ratings Pty Ltd accepts no responsibility for the completeness or accuracy of any of the information contained herein, and makes no representations about its suitability for any particular purpose. Users should make their own judgements about those matters and/or seek independent advice. You assume all risks associated with use of the data provided on this page.

Race Results

May 06, 2022, Race 3, AVON CITY FORD HANDICAP TROT, Distance 2600m, Addington - Survey 3200m

Result	TAB no.	Horse (Barrier)	2200m to	2000m to	1800m to	1600m to	1400m to	1200m to	1000m to	800m to	600m to	400m to	200m to	Total or	Margin
14th	8	Desbois (0)	2000m	1800m	1600m	1400m	1200m	1000m	800m	600m	400m	200m	WP	Average	
		Position in running (margin)	7(10.1)	6(7.7)	5(3.9)	5(4.0)	5(4.7)	7(4.8)	7(4.7)	8(6.5)	14(21.4)	14(58.3)	14(62.6)		61.50
		Sectional time (s)	14.78	14.80	15.15	15.40	15.56	15.41	15.75	17.46	20.89	15.67	15.44		
		Cumulative time (s)	176.31	161.53	146.73	131.58	116.18	100.62	85.21	69.46	52.00	31.11	15.44	3:28.56	
		Speed (m/s)	13.53	13.51	13.20	12.99	12.85	12.98	12.70	11.45	9.57	12.76	12.95	12.47	
		Stride length (m)	5.90	6.11	5.81	5.89	5.91	5.93	5.66	5.01	4.51	5.73	6.05	5.64	
		Stride duration (s)	0.436	0.452	0.440	0.454	0.459	0.457	0.445	0.437	0.471	0.449	0.467	0.452	
		Stride efficiency (%)	54.33	58.30	52.80	54.20	54.51	55.00	49.98	39.16	31.72	51.34	57.26	49.68	
		Stride count	33.92	32.74	34.41	33.96	33.86	33.71	35.36	39.95	44.39	34.89	33.04	461.13	



Note: Horizontal distance axis grid lines are 200m furlongs.

Disclaimer.

HRNZ and NZMTC and Thoroughbred Ratings Pty Ltd accepts no responsibility for the completeness or accuracy of any of the information contained herein, and makes no representations about its suitability for any particular purpose. Users should make their own judgements about those matters and/or seek independent advice. You assume all risks associated with use of the data provided on this page.