



Race Results

NZ Metropolitan Trotting Club Inc, HRNZ, May 06, 2022

Compilation date: May 6, 2022, 7:16:28 PM (NZST)

Copyright © 2022 HRNZ and NZMTC. All rights reserved.

Trademarks.

StrideMASTER is a registered trademark of Thoroughbred Ratings Pty Ltd.

Disclaimer.

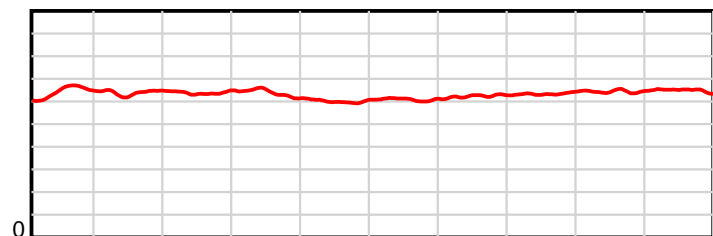
HRNZ and NZMTC and Thoroughbred Ratings Pty Ltd accepts no responsibility for the completeness or accuracy of any of the information contained herein, and makes no representations about its suitability for any particular purpose. Users should make their own judgements about those matters and/or seek independent advice. You assume all risks associated with use of the data provided on this page.

Race Results

May 06, 2022, Race 5, BODYGUARD HEALTH UNCUT GEMS MARES CLASSIC (MOBILE PACE), Distance 1980m, Addington - Survey 1980m

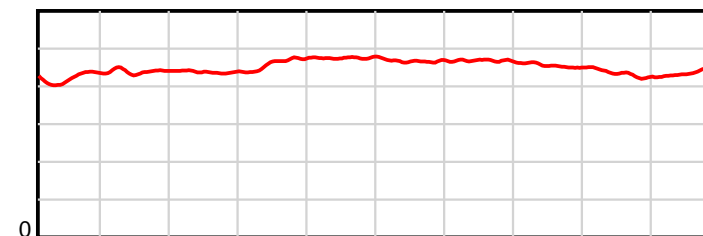
Result	TAB no.	Horse (Barrier)	1980 to	1800m to	1600m to	1400m to	1200m to	1000m to	800m to	600m to	400m to	200m to	Total or	Margin
1st	9	Darling Me (9)	1800m	1600m	1400m	1200m	1000m	800m	600m	400m	200m	WP	Average	
		Position in running (margin)	-	4(3.8)	3(5.0)	1(0.0)	1(0.0)	1(0.0)	1(0.0)	1(0.0)	1(0.0)	1(0.0)		0.00
		Sectional time (s)	12.04	13.97	13.82	14.63	16.07	15.59	15.03	14.29	13.31	13.69		
		Cumulative time (s)	142.44	130.40	116.43	102.61	87.98	71.91	56.32	41.29	27.00	13.69	2:22.44	
		Speed (m/s)	14.95	14.32	14.47	13.67	12.45	12.83	13.31	14.00	15.03	14.61	13.90	
		Stride length (m)	6.42	6.30	6.34	6.31	5.92	5.98	6.23	6.36	6.51	6.41	6.27	
		Stride duration (s)	0.423	0.440	0.438	0.462	0.475	0.466	0.468	0.454	0.433	0.438	0.451	
		Stride efficiency (%)	64.31	61.92	62.73	62.28	54.73	55.90	60.59	63.19	66.25	64.14	61.42	
		Stride count	28.06	31.77	31.57	31.68	33.79	33.44	32.12	31.45	30.72	31.22	315.82	

10 m Stride length



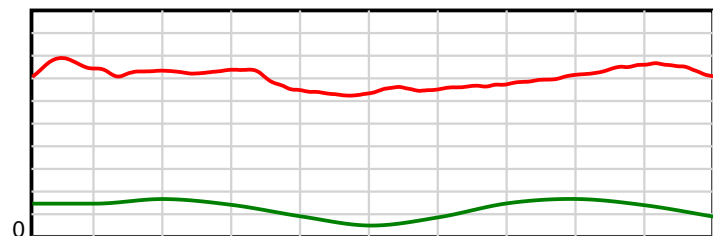
1980 m Finish

0.6 s Stride duration



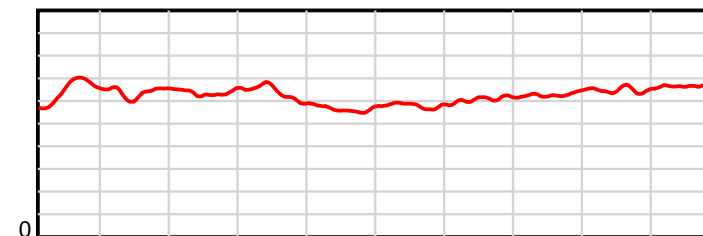
1980 m Finish

20 m/sec Speed



1980 m Finish

100 % Stride efficiency



1980 m Finish

Note: Horizontal distance axis grid lines are 200m furlongs.

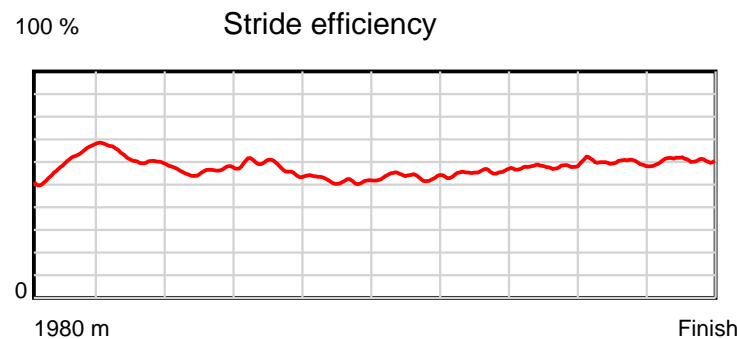
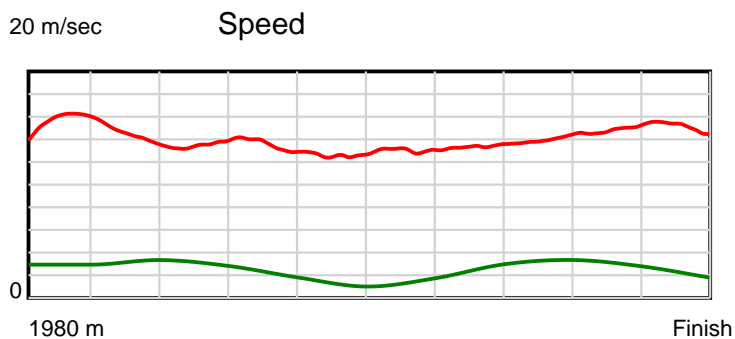
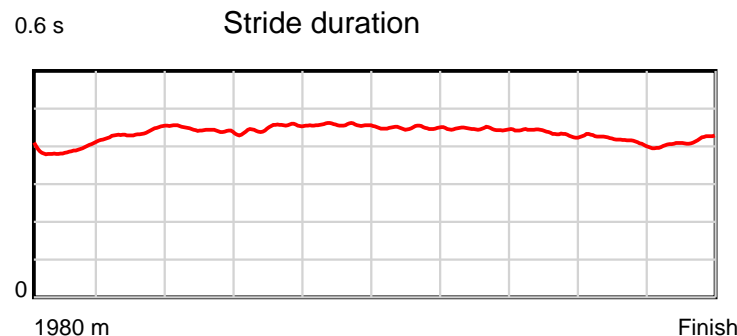
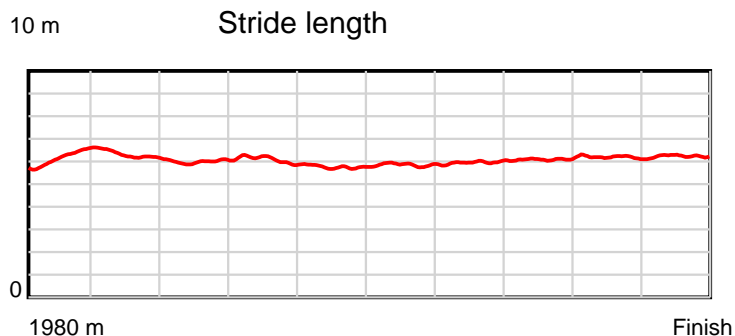
Disclaimer.

HRNZ and NZMTC and Thoroughbred Ratings Pty Ltd accepts no responsibility for the completeness or accuracy of any of the information contained herein, and makes no representations about its suitability for any particular purpose. Users should make their own judgements about those matters and/or seek independent advice. You assume all risks associated with use of the data provided on this page.

Race Results

May 06, 2022, Race 5, BODYGUARD HEALTH UNCUT GEMS MARES CLASSIC (MOBILE PACE), Distance 1980m, Addington - Survey 1980m

Result	TAB no.	Horse (Barrier)	1980 to 1800m	1800m to 1600m	1600m to 1400m	1400m to 1200m	1200m to 1000m	1000m to 800m	800m to 600m	600m to 400m	400m to 200m	200m to WP	Total or Average	Margin
2nd	5	Cheeze! (5)												
		Position in running (margin)	-	1(0.0)	2(1.6)	3(3.2)	3(4.8)	4(3.4)	5(2.6)	5(2.5)	4(3.3)	5(4.6)		1.50
		Sectional time (s)	11.25	14.03	14.92	14.90	15.84	15.45	15.02	14.41	13.53	13.36		
		Cumulative time (s)	142.71	131.46	117.43	102.51	87.61	71.77	56.32	41.30	26.89	13.36	2:22.71	
		Speed (m/s)	16.00	14.26	13.40	13.42	12.63	12.94	13.32	13.88	14.78	14.97	13.87	
		Stride length (m)	6.16	6.22	5.95	6.04	5.77	5.81	5.94	6.05	6.17	6.20	6.02	
		Stride duration (s)	0.391	0.436	0.444	0.450	0.457	0.449	0.446	0.436	0.417	0.414	0.434	
		Stride efficiency (%)	59.38	60.40	55.33	56.98	52.03	52.80	55.07	57.11	59.43	60.01	56.72	
		Stride count	29.20	32.17	33.61	33.12	34.66	34.41	33.69	33.08	32.43	32.27	328.64	



Note: Horizontal distance axis grid lines are 200m furlongs.

Disclaimer.

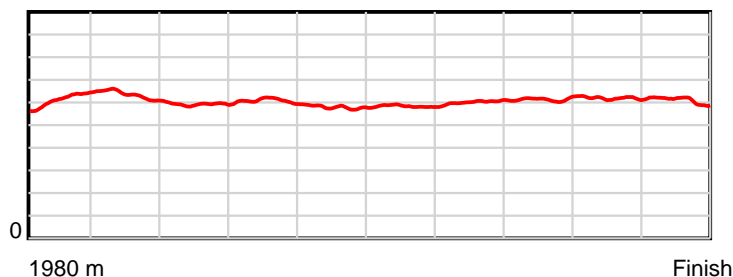
HRNZ and NZMTC and Thoroughbred Ratings Pty Ltd accepts no responsibility for the completeness or accuracy of any of the information contained herein, and makes no representations about its suitability for any particular purpose. Users should make their own judgements about those matters and/or seek independent advice. You assume all risks associated with use of the data provided on this page.

Race Results

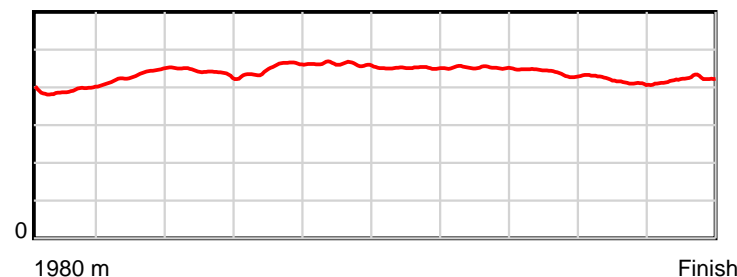
May 06, 2022, Race 5, BODYGUARD HEALTH UNCUT GEMS MARES CLASSIC (MOBILE PACE), Distance 1980m, Addington - Survey 1980m

Result	TAB no.	Horse (Barrier)	1980 to	1800m to	1600m to	1400m to	1200m to	1000m to	800m to	600m to	400m to	200m to	Total or	Margin
3rd	6	Better's Tart (6)	1800m	1600m	1400m	1200m	1000m	800m	600m	400m	200m	WP	Average	
		Position in running (margin)	-	2(0.0)	1(0.0)	2(1.3)	2(2.5)	2(1.0)	3(1.0)	3(0.9)	3(2.3)	3(3.2)		3.30
		Sectional time (s)	11.26	13.75	14.89	14.82	15.83	15.58	15.02	14.51	13.48	13.89		
		Cumulative time (s)	143.03	131.77	118.02	103.13	88.31	72.48	56.90	41.88	27.37	13.89	2:23.03	
		Speed (m/s)	15.99	14.55	13.43	13.50	12.63	12.84	13.32	13.78	14.84	14.40	13.84	
		Stride length (m)	6.20	6.29	5.92	6.09	5.83	5.79	6.02	6.06	6.19	6.07	6.04	
		Stride duration (s)	0.391	0.432	0.441	0.451	0.461	0.451	0.452	0.440	0.417	0.421	0.436	
		Stride efficiency (%)	60.06	61.80	54.78	57.94	53.13	52.43	56.63	57.42	59.87	57.56	57.03	
		Stride count	29.03	31.80	33.78	32.84	34.30	34.53	33.22	32.99	32.31	32.95	327.75	

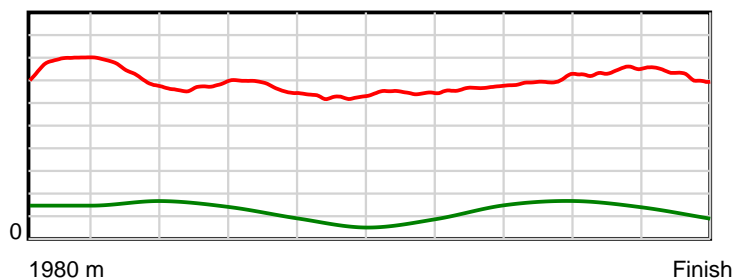
10 m Stride length



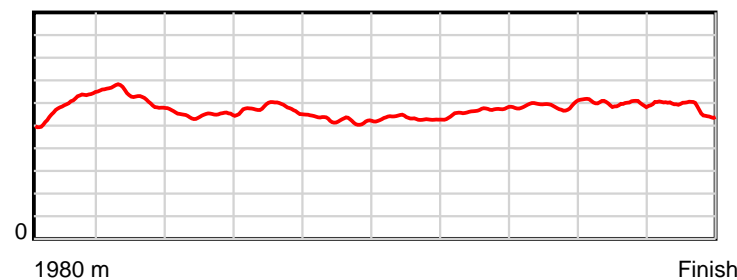
0.6 s Stride duration



20 m/sec Speed



100 % Stride efficiency



Note: Horizontal distance axis grid lines are 200m furlongs.

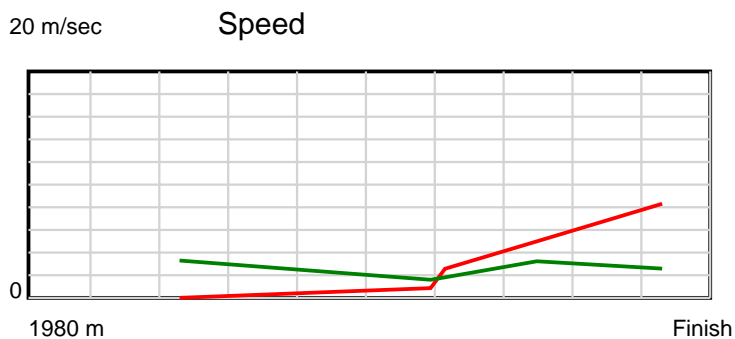
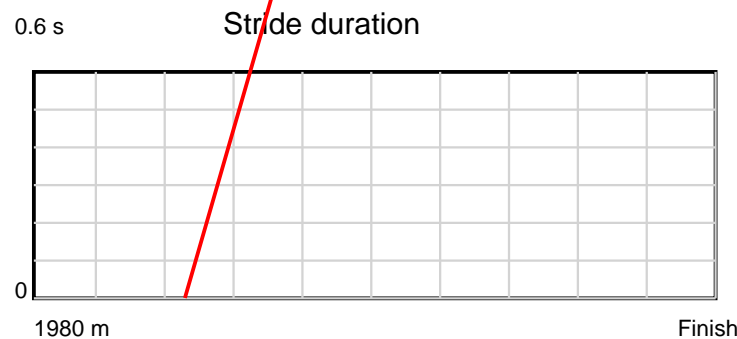
Disclaimer.

HRNZ and NZMTC and Thoroughbred Ratings Pty Ltd accepts no responsibility for the completeness or accuracy of any of the information contained herein, and makes no representations about its suitability for any particular purpose. Users should make their own judgements about those matters and/or seek independent advice. You assume all risks associated with use of the data provided on this page.

Race Results

May 06, 2022, Race 5, BODYGUARD HEALTH UNCUT GEMS MARES CLASSIC (MOBILE PACE), Distance 1980m, Addington - Survey 1980m

Result	TAB no.	Horse (Barrier)	1980 to 1800m	1800m to 1600m	1600m to 1400m	1400m to 1200m	1200m to 1000m	1000m to 800m	800m to 600m	600m to 400m	400m to 200m	200m to WP	Total or Average	Margin
4th	8	Callie's Delig... (8)												
		Position in running (margin)	-	3(1.8)	4(5.5)	4(4.5)	4(5.2)	3(1.9)	2(0.7)	2(0.5)	2(1.3)	2(2.2)		3.40
		Sectional time (s)	11.64	14.37	14.51	14.74	15.52	15.38	15.00	14.42	13.47	14.02		
		Cumulative time (s)	143.07	131.43	117.06	102.55	87.81	72.29	56.91	41.91	27.49	14.02	2:23.07	
		Speed (m/s)	15.47	13.92	13.78	13.57	12.89	13.00	13.33	13.87	14.85	14.27	13.84	
		Stride length (m)	0.00	0.00	669.90	475.36	451.51	473.86	46.77	84.45	292.48	333.87	208.20	
		Stride duration (s)	0.000	0.000	48.589	35.040	35.040	36.449	3.508	6.087	19.691	23.402	15.044	
		Stride efficiency (%)	0.00	0.00	701268.75	353109.50	318565.16	350888.59	3417.94	11144.69	133677.19	174189.83	67738.05	
		Stride count	0.00	0.00	0.30	0.42	0.44	0.42	4.28	2.37	0.68	0.60	9.51	



Note: Horizontal distance axis grid lines are 200m furlongs.

Disclaimer.

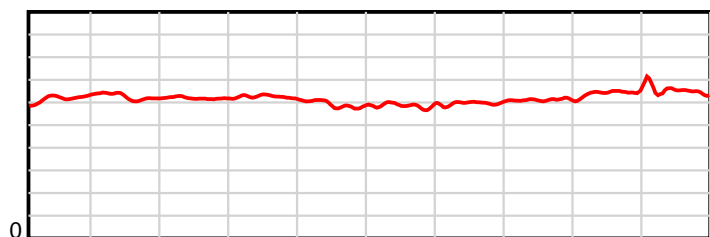
HRNZ and NZMTC and Thoroughbred Ratings Pty Ltd accepts no responsibility for the completeness or accuracy of any of the information contained herein, and makes no representations about its suitability for any particular purpose. Users should make their own judgements about those matters and/or seek independent advice. You assume all risks associated with use of the data provided on this page.

Race Results

May 06, 2022, Race 5, BODYGUARD HEALTH UNCUT GEMS MARES CLASSIC (MOBILE PACE), Distance 1980m, Addington - Survey 1980m

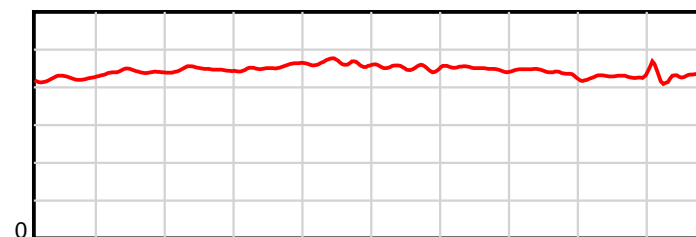
Result	TAB no.	Horse (Barrier)	1980 to	1800m to	1600m to	1400m to	1200m to	1000m to	800m to	600m to	400m to	200m to	Total or	Margin
5th	11	Manhattan (11)	1800m	1600m	1400m	1200m	1000m	800m	600m	400m	200m	WP	Average	
		Position in running (margin)	-	9(8.5)	8(10.9)	8(9.2)	7(9.1)	8(6.7)	9(6.5)	9(6.3)	9(7.5)	7(6.9)		4.20
		Sectional time (s)	12.75	14.16	14.38	14.62	15.66	15.56	15.00	14.49	13.20	13.38		
		Cumulative time (s)	143.20	130.45	116.29	101.91	87.29	71.63	56.07	41.07	26.58	13.38	2:23.20	
		Speed (m/s)	14.12	14.12	13.91	13.68	12.77	12.85	13.33	13.80	15.15	14.95	13.83	
		Stride length (m)	6.20	6.23	6.23	6.22	5.92	5.81	6.00	6.06	6.53	6.39	6.15	
		Stride duration (s)	0.424	0.441	0.447	0.455	0.464	0.452	0.450	0.439	0.431	0.428	0.445	
		Stride efficiency (%)	60.15	60.60	60.56	60.47	54.79	52.76	56.19	57.44	66.67	63.84	59.14	
		Stride count	29.01	32.12	32.13	32.15	33.78	34.42	33.35	32.99	30.62	31.29	321.86	

10 m Stride length



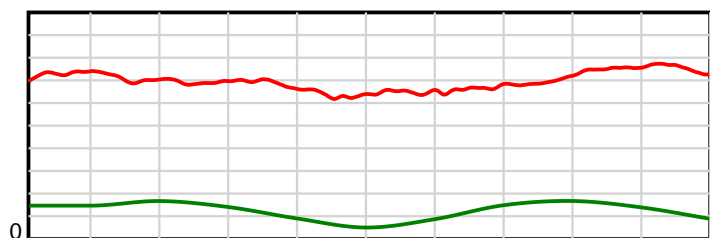
1980 m Finish

0.6 s Stride duration



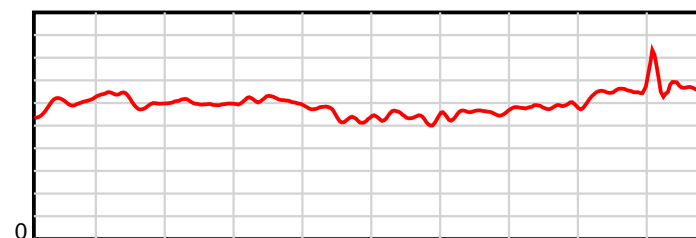
1980 m Finish

20 m/sec Speed



1980 m Finish

100 % Stride efficiency



1980 m Finish

Note: Horizontal distance axis grid lines are 200m furlongs.

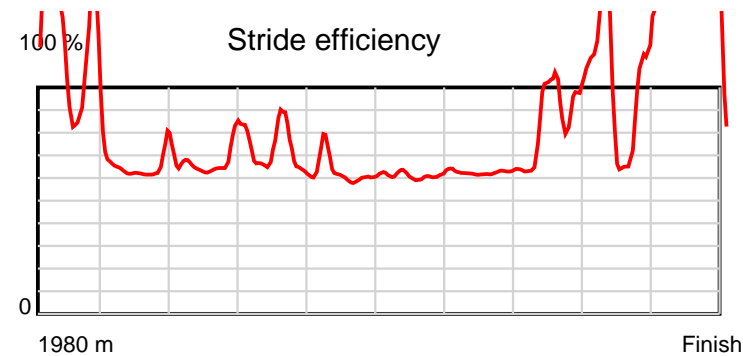
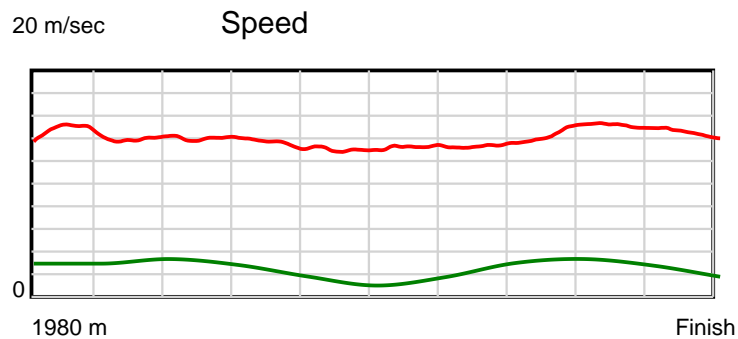
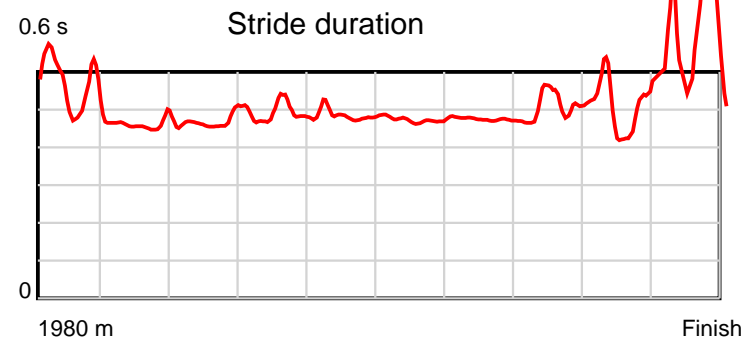
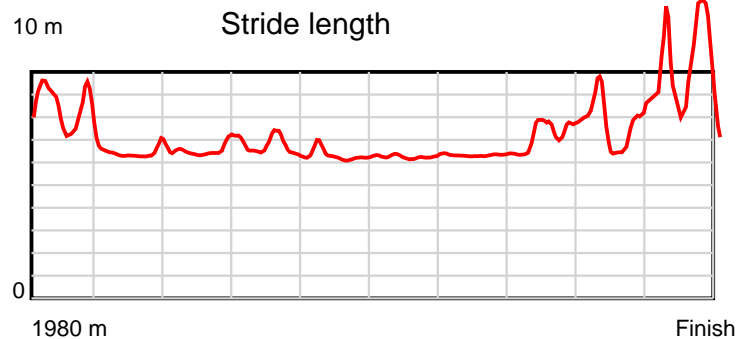
Disclaimer.

HRNZ and NZMTC and Thoroughbred Ratings Pty Ltd accepts no responsibility for the completeness or accuracy of any of the information contained herein, and makes no representations about its suitability for any particular purpose. Users should make their own judgements about those matters and/or seek independent advice. You assume all risks associated with use of the data provided on this page.

Race Results

May 06, 2022, Race 5, BODYGUARD HEALTH UNCUT GEMS MARES CLASSIC (MOBILE PACE), Distance 1980m, Addington - Survey 1980m

Result	TAB no.	Horse (Barrier)	1980 to	1800m to	1600m to	1400m to	1200m to	1000m to	800m to	600m to	400m to	200m to	Total or	Margin
6th	7	Folklore (7)	1800m	1600m	1400m	1200m	1000m	800m	600m	400m	200m	WP	Average	
		Position in running (margin)	-	6(4.7)	7(10.4)	7(9.0)	8(9.4)	6(5.3)	6(4.3)	6(3.9)	6(3.9)	4(4.6)		5.20
		Sectional time (s)	12.26	14.71	14.43	14.70	15.38	15.42	14.96	14.29	13.43	13.80		
		Cumulative time (s)	143.38	131.12	116.41	101.98	87.28	71.90	56.48	41.52	27.23	13.80	2:23.38	
		Speed (m/s)	14.69	13.60	13.86	13.61	13.00	12.97	13.37	14.00	14.89	14.49	13.81	
		Stride length (m)	7.82	6.25	6.49	6.56	6.28	6.13	6.34	6.71	7.18	8.44	6.74	
		Stride duration (s)	0.526	0.460	0.468	0.482	0.483	0.473	0.474	0.480	0.482	0.582	0.488	
		Stride efficiency (%)	95.46	61.02	65.90	67.25	61.65	58.77	62.77	70.46	80.57	111.29	71.03	
		Stride count	23.03	32.01	30.80	30.49	31.84	32.61	31.56	29.79	27.85	23.70	293.68	



Note: Horizontal distance axis grid lines are 200m furlongs.

Disclaimer.

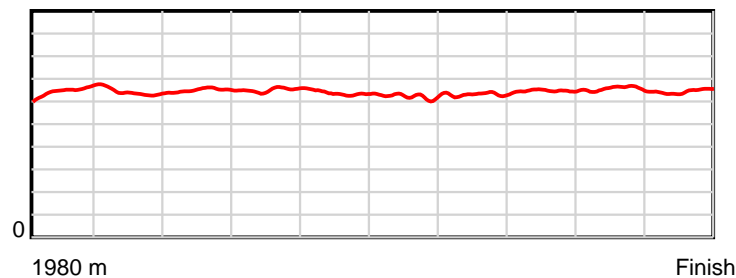
HRNZ and NZMTC and Thoroughbred Ratings Pty Ltd accepts no responsibility for the completeness or accuracy of any of the information contained herein, and makes no representations about its suitability for any particular purpose. Users should make their own judgements about those matters and/or seek independent advice. You assume all risks associated with use of the data provided on this page.

Race Results

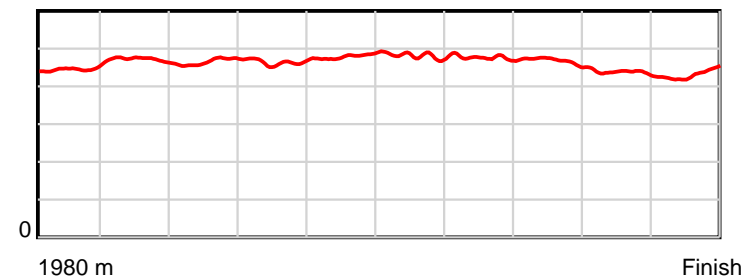
May 06, 2022, Race 5, BODYGUARD HEALTH UNCUT GEMS MARES CLASSIC (MOBILE PACE), Distance 1980m, Addington - Survey 1980m

Result	TAB no.	Horse (Barrier)	1980 to	1800m to	1600m to	1400m to	1200m to	1000m to	800m to	600m to	400m to	200m to	Total or	Margin
7th	10	Braeview Kelly (10)	1800m	1600m	1400m	1200m	1000m	800m	600m	400m	200m	WP	Average	
		Position in running (margin)	-	12(12.7)	12(19.7)	12(18.0)	12(15.3)	10(8.9)	11(7.7)	11(7.8)	11(8.7)	9(9.0)		6.40
		Sectional time (s)	13.63	14.93	14.38	14.19	15.00	15.39	15.04	14.44	13.36	13.24		
		Cumulative time (s)	143.60	129.97	115.04	100.66	86.47	71.47	56.08	41.04	26.60	13.24	2:23.60	
		Speed (m/s)	13.21	13.40	13.91	14.09	13.33	13.00	13.30	13.85	14.97	15.11	13.79	
		Stride length (m)	6.49	6.32	6.48	6.55	6.40	6.24	6.33	6.46	6.54	6.55	6.43	
		Stride duration (s)	0.446	0.472	0.466	0.465	0.480	0.481	0.476	0.467	0.437	0.434	0.467	
		Stride efficiency (%)	65.83	62.42	65.55	66.99	64.00	60.93	62.61	65.25	66.74	67.10	64.68	
		Stride count	27.73	31.64	30.88	30.55	31.25	32.03	31.60	30.95	30.60	30.52	307.75	

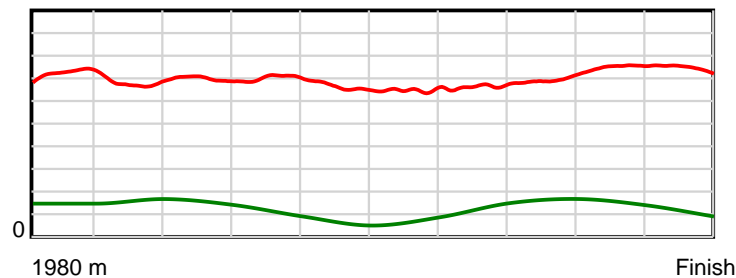
10 m Stride length



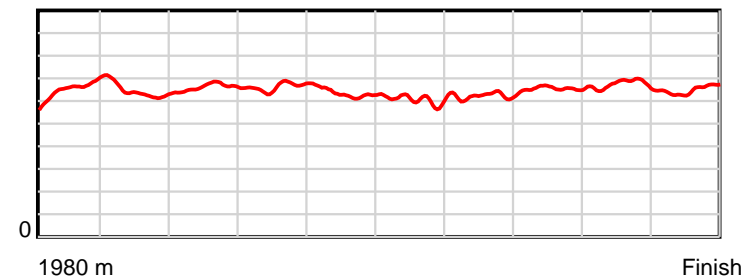
0.6 s Stride duration



20 m/sec Speed



100 % Stride efficiency



Note: Horizontal distance axis grid lines are 200m furlongs.

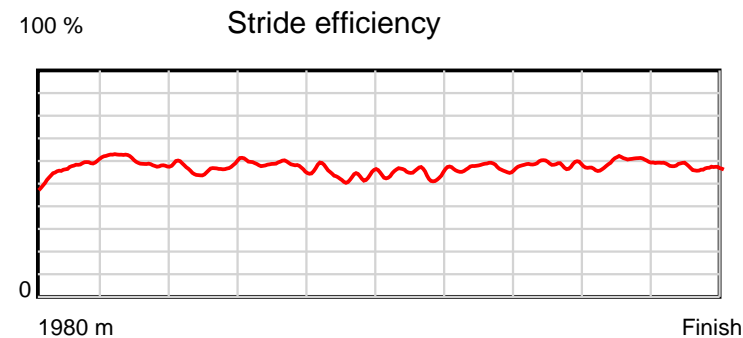
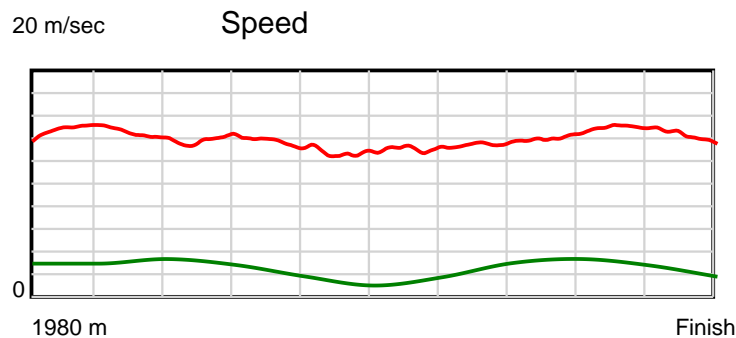
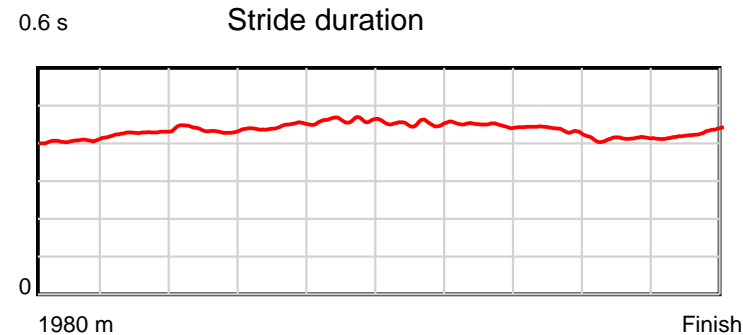
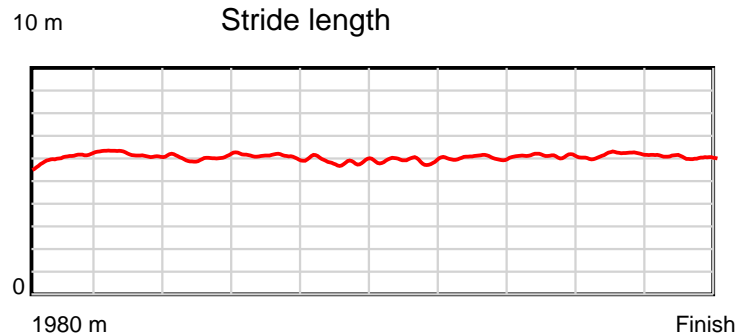
Disclaimer.

HRNZ and NZMTC and Thoroughbred Ratings Pty Ltd accepts no responsibility for the completeness or accuracy of any of the information contained herein, and makes no representations about its suitability for any particular purpose. Users should make their own judgements about those matters and/or seek independent advice. You assume all risks associated with use of the data provided on this page.

Race Results

May 06, 2022, Race 5, BODYGUARD HEALTH UNCUT GEMS MARES CLASSIC (MOBILE PACE), Distance 1980m, Addington - Survey 1980m

Result	TAB no.	Horse (Barrier)	1980 to	1800m to	1600m to	1400m to	1200m to	1000m to	800m to	600m to	400m to	200m to	Total or	Margin
8th	1	Ruby's A Delig... (1)	1800m	1600m	1400m	1200m	1000m	800m	600m	400m	200m	WP	Average	
		Position in running (margin)	-	7(5.5)	5(7.4)	6(6.8)	5(6.3)	7(5.9)	7(5.5)	7(5.0)	7(6.4)	8(7.6)		9.50
		Sectional time (s)	12.26	14.08	14.56	14.56	15.99	15.54	14.93	14.52	13.52	14.19		
		Cumulative time (s)	144.15	131.89	117.81	103.25	88.69	72.70	57.16	42.23	27.71	14.19	2:24.15	
		Speed (m/s)	14.69	14.20	13.74	13.74	12.51	12.87	13.40	13.77	14.79	14.09	13.74	
		Stride length (m)	6.05	6.07	6.00	6.11	5.77	5.83	6.01	6.00	6.09	6.02	5.99	
		Stride duration (s)	0.407	0.427	0.436	0.445	0.462	0.453	0.449	0.436	0.412	0.427	0.436	
		Stride efficiency (%)	57.26	57.55	56.21	58.29	52.08	53.05	56.43	56.22	57.96	56.63	56.10	
		Stride count	29.73	32.96	33.35	32.75	34.64	34.33	33.28	33.35	32.84	33.22	330.45	



Note: Horizontal distance axis grid lines are 200m furlongs.

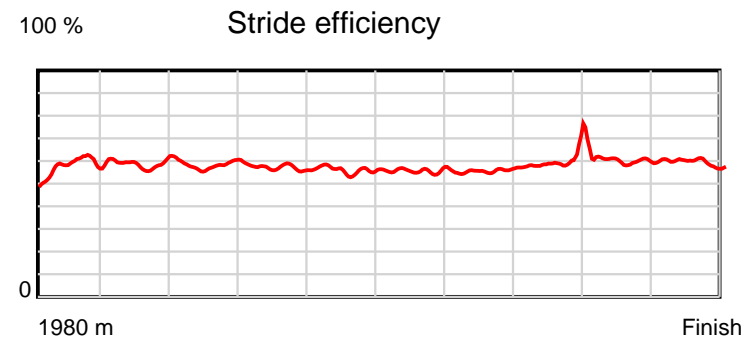
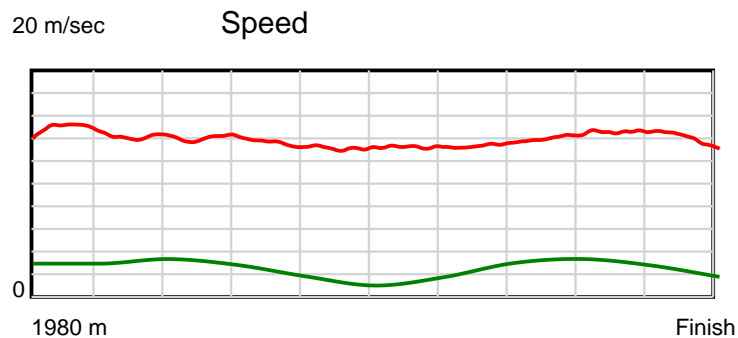
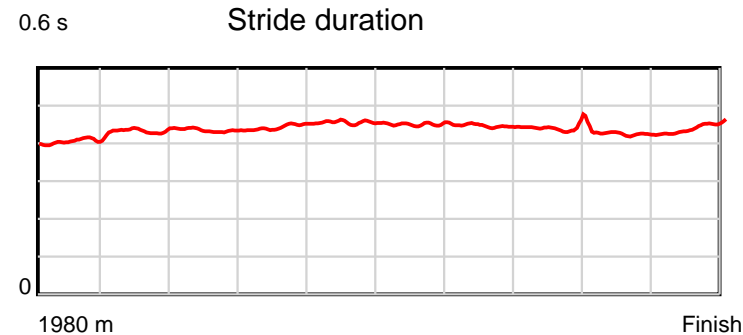
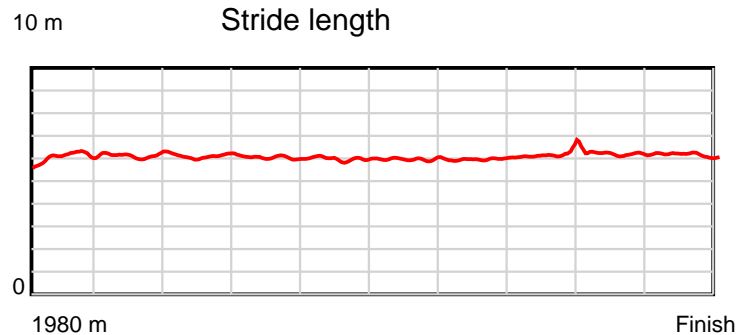
Disclaimer.

HRNZ and NZMTC and Thoroughbred Ratings Pty Ltd accepts no responsibility for the completeness or accuracy of any of the information contained herein, and makes no representations about its suitability for any particular purpose. Users should make their own judgements about those matters and/or seek independent advice. You assume all risks associated with use of the data provided on this page.

Race Results

May 06, 2022, Race 5, BODYGUARD HEALTH UNCUT GEMS MARES CLASSIC (MOBILE PACE), Distance 1980m, Addington - Survey 1980m

Result	TAB no.	Horse (Barrier)	1980 to	1800m to	1600m to	1400m to	1200m to	1000m to	800m to	600m to	400m to	200m to	Total or	Margin
9th	2	Bizzie Lou (2)	1800m	1600m	1400m	1200m	1000m	800m	600m	400m	200m	WP	Average	
		Position in running (margin)	-	5(4.1)	6(8.0)	5(6.6)	6(7.1)	5(3.5)	4(2.4)	4(2.3)	5(3.4)	6(6.9)		10.10
		Sectional time (s)	11.94	14.41	14.43	14.71	15.46	15.41	15.02	14.47	13.88	14.53		
		Cumulative time (s)	144.26	132.32	117.91	103.48	88.77	73.31	57.90	42.88	28.41	14.53	2:24.26	
		Speed (m/s)	15.08	13.88	13.86	13.60	12.94	12.98	13.32	13.82	14.41	13.76	13.73	
		Stride length (m)	6.05	6.02	6.02	6.02	5.89	5.85	5.94	6.06	6.13	6.10	6.01	
		Stride duration (s)	0.405	0.434	0.434	0.443	0.455	0.451	0.446	0.438	0.425	0.443	0.438	
		Stride efficiency (%)	57.12	56.60	56.70	56.71	54.21	53.47	55.19	57.33	58.63	58.08	56.36	
		Stride count	29.77	33.23	33.20	33.20	33.96	34.19	33.65	33.02	32.65	32.81	329.68	



Note: Horizontal distance axis grid lines are 200m furlongs.

Disclaimer.

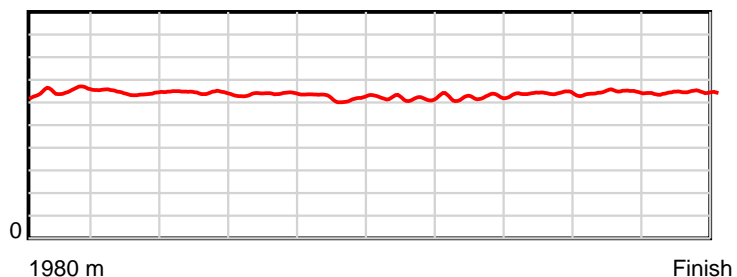
HRNZ and NZMTC and Thoroughbred Ratings Pty Ltd accepts no responsibility for the completeness or accuracy of any of the information contained herein, and makes no representations about its suitability for any particular purpose. Users should make their own judgements about those matters and/or seek independent advice. You assume all risks associated with use of the data provided on this page.

Race Results

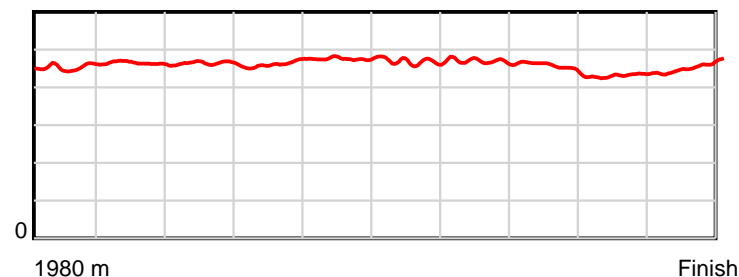
May 06, 2022, Race 5, BODYGUARD HEALTH UNCUT GEMS MARES CLASSIC (MOBILE PACE), Distance 1980m, Addington - Survey 1980m

Result	TAB no.	Horse (Barrier)	1980 to	1800m to	1600m to	1400m to	1200m to	1000m to	800m to	600m to	400m to	200m to	Total or	Margin
10th	12	Superstar Lege... (12)	1800m	1600m	1400m	1200m	1000m	800m	600m	400m	200m	WP	Average	
		Position in running (margin)	-	10(8.9)	10(14.8)	10(13.9)	10(13.1)	11(9.3)	10(7.6)	10(7.2)	10(8.5)	10(11.0)		12.20
		Sectional time (s)	12.65	14.74	14.52	14.49	15.44	15.30	14.97	14.50	13.73	14.30		
		Cumulative time (s)	144.64	131.99	117.25	102.73	88.24	72.80	57.50	42.53	28.03	14.30	2:24.64	
		Speed (m/s)	14.23	13.57	13.77	13.80	12.95	13.07	13.36	13.79	14.57	13.99	13.69	
		Stride length (m)	6.55	6.30	6.39	6.38	6.16	6.13	6.26	6.26	6.30	6.37	6.31	
		Stride duration (s)	0.454	0.464	0.464	0.462	0.475	0.469	0.468	0.454	0.432	0.455	0.461	
		Stride efficiency (%)	67.10	61.98	63.83	63.59	59.28	58.71	61.18	61.20	62.03	63.38	62.12	
		Stride count	27.47	31.76	31.29	31.35	32.47	32.63	31.96	31.96	31.74	31.40	314.03	

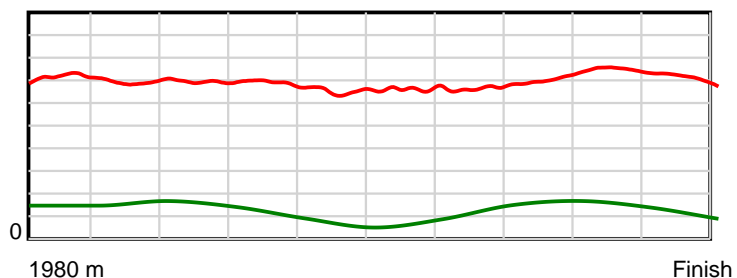
10 m Stride length



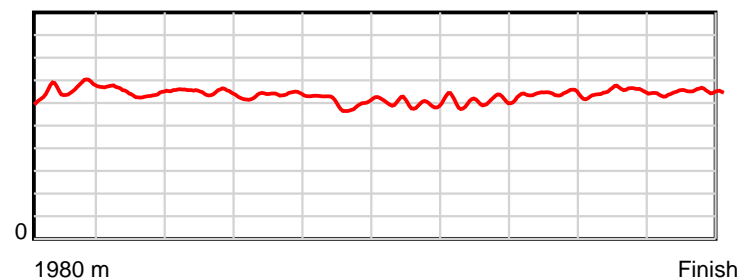
0.6 s Stride duration



20 m/sec Speed



100 % Stride efficiency



Note: Horizontal distance axis grid lines are 200m furlongs.

Disclaimer.

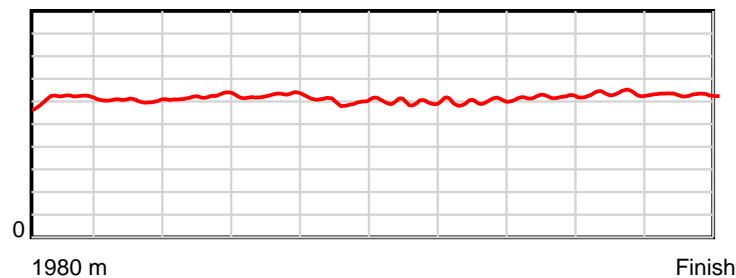
HRNZ and NZMTC and Thoroughbred Ratings Pty Ltd accepts no responsibility for the completeness or accuracy of any of the information contained herein, and makes no representations about its suitability for any particular purpose. Users should make their own judgements about those matters and/or seek independent advice. You assume all risks associated with use of the data provided on this page.

Race Results

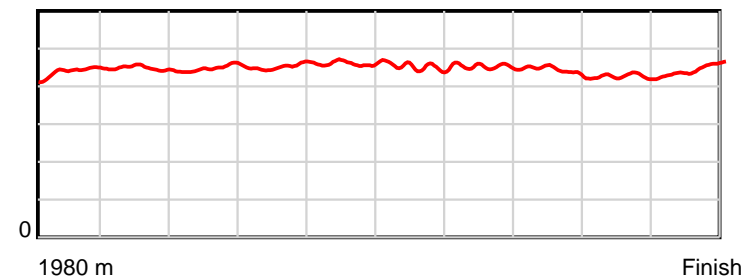
May 06, 2022, Race 5, BODYGUARD HEALTH UNCUT GEMS MARES CLASSIC (MOBILE PACE), Distance 1980m, Addington - Survey 1980m

Result	TAB no.	Horse (Barrier)	1980 to	1800m to	1600m to	1400m to	1200m to	1000m to	800m to	600m to	400m to	200m to	Total or	Margin
11th	4	Better Fly (4)	1800m	1600m	1400m	1200m	1000m	800m	600m	400m	200m	WP	Average	
		Position in running (margin)	-	11(10.2)	11(17.5)	11(15.7)	11(14.5)	12(11.0)	12(9.5)	12(9.5)	12(10.3)	11(11.9)		13.80
		Sectional time (s)	12.97	14.98	14.36	14.43	15.49	15.33	15.04	14.41	13.59	14.33		
		Cumulative time (s)	144.93	131.96	116.98	102.62	88.19	72.70	57.37	42.33	27.92	14.33	2:24.93	
		Speed (m/s)	13.88	13.35	13.93	13.86	12.91	13.05	13.30	13.88	14.72	13.96	13.66	
		Stride length (m)	6.17	5.98	6.24	6.27	5.94	5.90	6.01	6.13	6.27	6.23	6.11	
		Stride duration (s)	0.442	0.448	0.448	0.452	0.460	0.452	0.452	0.442	0.426	0.447	0.447	
		Stride efficiency (%)	59.43	55.96	60.79	61.40	55.19	54.36	56.45	58.81	61.51	60.69	58.36	
		Stride count	29.19	33.42	32.07	31.91	33.65	33.91	33.28	32.60	31.88	32.09	324.00	

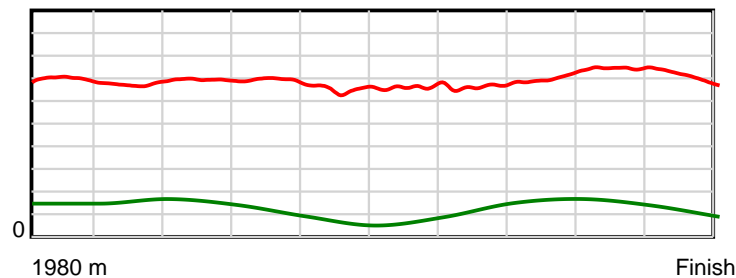
10 m Stride length



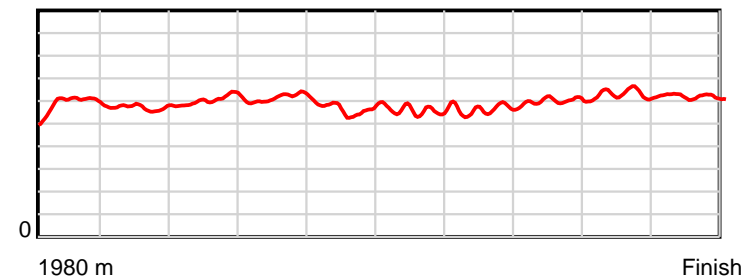
0.6 s Stride duration



20 m/sec Speed



100 % Stride efficiency



Note: Horizontal distance axis grid lines are 200m furlongs.

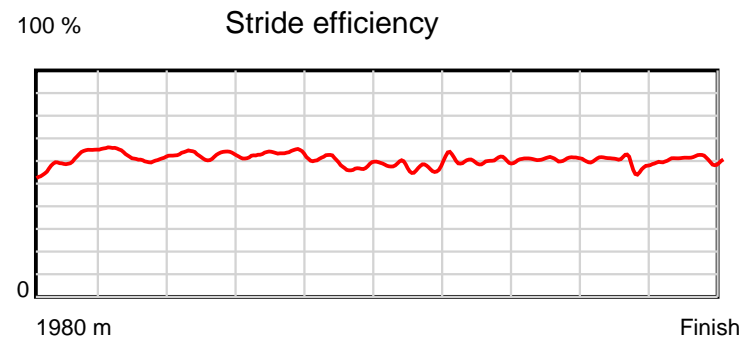
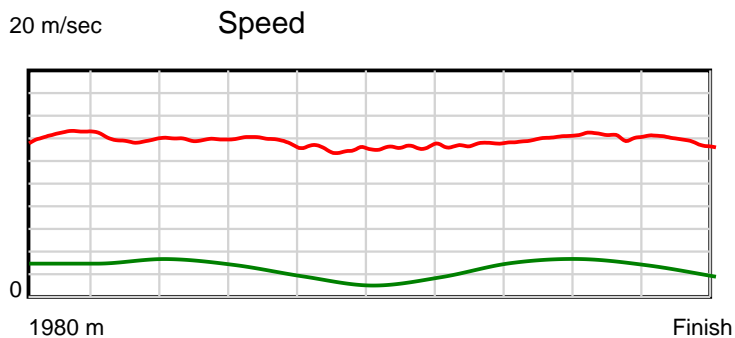
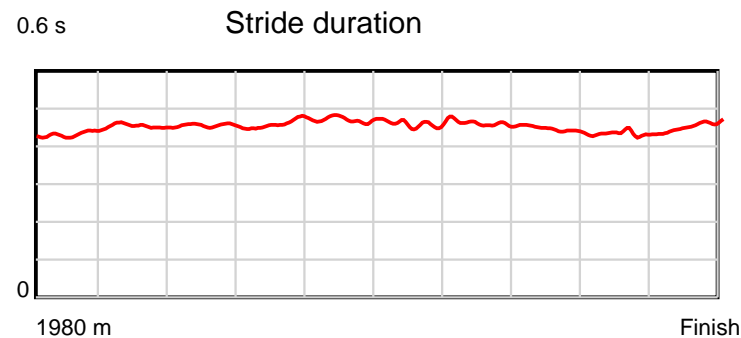
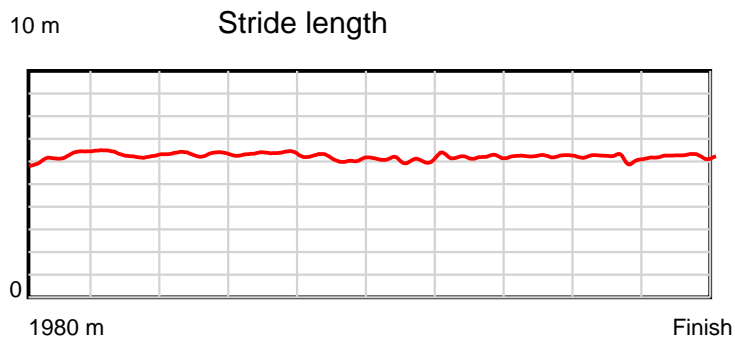
Disclaimer.

HRNZ and NZMTC and Thoroughbred Ratings Pty Ltd accepts no responsibility for the completeness or accuracy of any of the information contained herein, and makes no representations about its suitability for any particular purpose. Users should make their own judgements about those matters and/or seek independent advice. You assume all risks associated with use of the data provided on this page.

Race Results

May 06, 2022, Race 5, BODYGUARD HEALTH UNCUT GEMS MARES CLASSIC (MOBILE PACE), Distance 1980m, Addington - Survey 1980m

Result	TAB no.	Horse (Barrier)	1980 to	1800m to	1600m to	1400m to	1200m to	1000m to	800m to	600m to	400m to	200m to	Total or	Margin
12th	3	Refine (3)	1800m	1600m	1400m	1200m	1000m	800m	600m	400m	200m	WP	Average	
		Position in running (margin)	-	8(7.2)	9(12.6)	9(11.5)	9(10.9)	9(7.6)	8(6.1)	8(5.4)	8(7.1)	12(13.0)		16.70
		Sectional time (s)	12.40	14.65	14.48	14.53	15.52	15.34	14.92	14.57	14.29	14.74		
		Cumulative time (s)	145.44	133.04	118.39	103.91	89.38	73.86	58.52	43.60	29.03	14.74	2:25.44	
		Speed (m/s)	14.52	13.65	13.81	13.76	12.89	13.04	13.40	13.73	14.00	13.57	13.61	
		Stride length (m)	6.24	6.19	6.29	6.33	6.06	6.01	6.16	6.10	6.07	6.18	6.16	
		Stride duration (s)	0.433	0.454	0.456	0.460	0.471	0.461	0.460	0.445	0.434	0.455	0.453	
		Stride efficiency (%)	60.78	59.95	61.85	62.69	57.44	56.43	59.36	58.19	57.54	59.69	59.33	
		Stride count	28.86	32.29	31.79	31.58	32.99	33.28	32.45	32.78	32.96	32.36	321.34	



Note: Horizontal distance axis grid lines are 200m furlongs.

Disclaimer.

HRNZ and NZMTC and Thoroughbred Ratings Pty Ltd accepts no responsibility for the completeness or accuracy of any of the information contained herein, and makes no representations about its suitability for any particular purpose. Users should make their own judgements about those matters and/or seek independent advice. You assume all risks associated with use of the data provided on this page.