



Race Results

NZ Metropolitan Trotting Club Inc, HRNZ, May 06, 2022

Compilation date: May 6, 2022, 8:43:00 PM (NZST)

Copyright © 2022 HRNZ and NZMTC. All rights reserved.

Trademarks.

StrideMASTER is a registered trademark of Thoroughbred Ratings Pty Ltd.

Disclaimer.

HRNZ and NZMTC and Thoroughbred Ratings Pty Ltd accepts no responsibility for the completeness or accuracy of any of the information contained herein, and makes no representations about its suitability for any particular purpose. Users should make their own judgements about those matters and/or seek independent advice. You assume all risks associated with use of the data provided on this page.



Race Results



May 06, 2022, Race 8, FAHEY FENCE HIRE (JUNIOR DRIVERS) MOBILE PACE, Distance 2600m, Addington - Survey 3200m

Result	TAB no.	Horse (Barrier)	2600 to	2400m to
1st	6	Morrissey (6)	2400m	2200m
		Position in running (margin)	-	2(0.5)
		Sectional time (s)	13.28	14.01
		Cumulative time (s)	193.75	180.47
		Speed (m/s)	15.06	14.28
		Stride length (m)	7.17	7.08
		Stride duration (s)	0.476	0.496
		Stride efficiency (%)	80.43	78.23
		Stride count	27.88	28.27

Disclaimer.

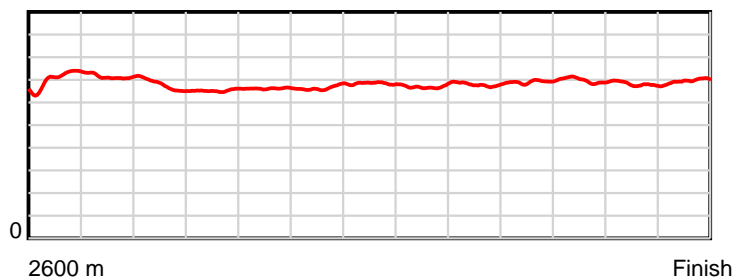
HRNZ and NZMTC and Thoroughbred Ratings Pty Ltd accepts no responsibility for the completeness or accuracy of any of the information contained herein, and makes no representations about its suitability for any particular purpose. Users should make their own judgements about those matters and/or seek independent advice. You assume all risks associated with use of the data provided on this page.

Race Results

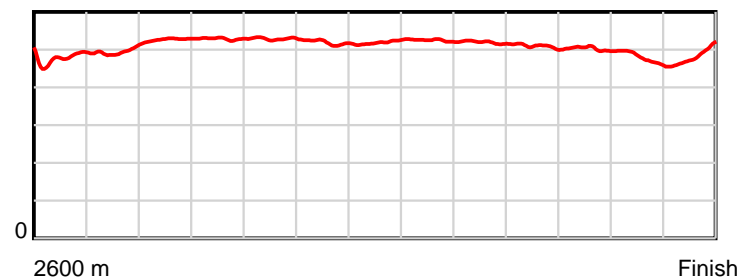
May 06, 2022, Race 8, FAHEY FENCE HIRE (JUNIOR DRIVERS) MOBILE PACE, Distance 2600m, Addington - Survey 3200m

Result	TAB no.	Horse (Barrier)	2200m to	2000m to	1800m to	1600m to	1400m to	1200m to	1000m to	800m to	600m to	400m to	200m to	Total or	Margin
1st	6	Morrissey (6)	2000m	1800m	1600m	1400m	1200m	1000m	800m	600m	400m	200m	WP	Average	
		Position in running (margin)	1(0.0)	1(0.0)	1(0.0)	1(0.0)	1(0.0)	1(0.0)	1(0.0)	1(0.0)	1(0.0)	1(0.0)	1(0.0)		0.00
		Sectional time (s)	15.67	16.03	15.93	15.44	15.14	15.57	15.45	14.69	14.42	14.00	14.12		
		Cumulative time (s)	166.46	150.79	134.76	118.83	103.39	88.25	72.68	57.23	42.54	28.12	14.12	3:13.75	
		Speed (m/s)	12.76	12.48	12.55	12.95	13.21	12.85	12.94	13.61	13.87	14.29	14.16	13.42	
		Stride length (m)	6.73	6.60	6.64	6.72	6.86	6.74	6.72	6.92	6.97	6.82	6.87	6.83	
		Stride duration (s)	0.527	0.529	0.529	0.519	0.519	0.525	0.519	0.509	0.502	0.477	0.485	0.509	
		Stride efficiency (%)	70.78	68.01	68.92	70.55	73.44	70.96	70.65	74.88	75.83	72.74	73.73	72.89	
		Stride count	29.72	30.32	30.12	29.77	29.17	29.68	29.74	28.89	28.71	29.31	29.12	380.70	

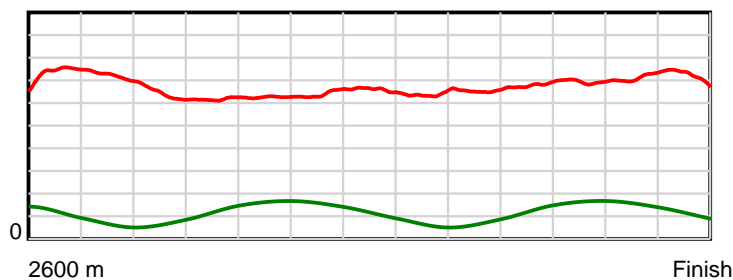
10 m Stride length



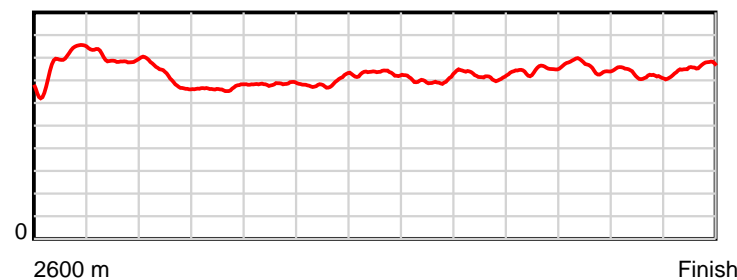
0.6 s Stride duration



20 m/sec Speed



100 % Stride efficiency



Note: Horizontal distance axis grid lines are 200m furlongs.

Disclaimer.

HRNZ and NZMTC and Thoroughbred Ratings Pty Ltd accepts no responsibility for the completeness or accuracy of any of the information contained herein, and makes no representations about its suitability for any particular purpose. Users should make their own judgements about those matters and/or seek independent advice. You assume all risks associated with use of the data provided on this page.



Race Results



May 06, 2022, Race 8, FAHEY FENCE HIRE (JUNIOR DRIVERS) MOBILE PACE, Distance 2600m, Addington - Survey 3200m

Result	TAB no.	Horse (Barrier)	2600 to	2400m to
2nd	5	Daisy Duke (5)	2400m	2200m
		Position in running (margin)	-	1(0.0)
		Sectional time (s)	13.20	14.53
		Cumulative time (s)	194.16	180.96
		Speed (m/s)	15.15	13.76
		Stride length (m)	6.16	5.96
		Stride duration (s)	0.405	0.433
		Stride efficiency (%)	59.28	55.44
		Stride count	32.47	33.58

Disclaimer.

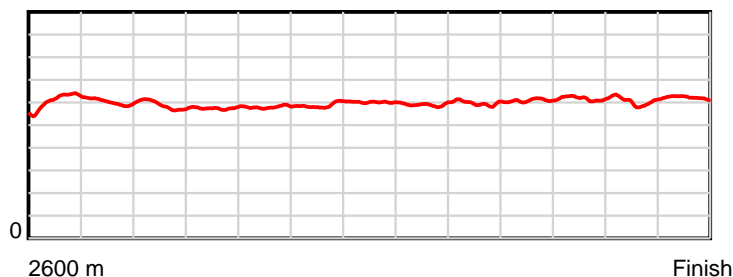
HRNZ and NZMTC and Thoroughbred Ratings Pty Ltd accepts no responsibility for the completeness or accuracy of any of the information contained herein, and makes no representations about its suitability for any particular purpose. Users should make their own judgements about those matters and/or seek independent advice. You assume all risks associated with use of the data provided on this page.

Race Results

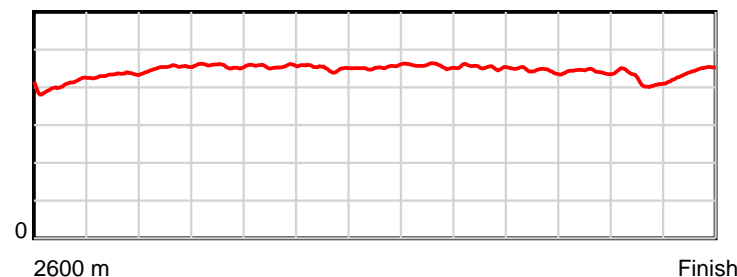
May 06, 2022, Race 8, FAHEY FENCE HIRE (JUNIOR DRIVERS) MOBILE PACE, Distance 2600m, Addington - Survey 3200m

Result	TAB no.	Horse (Barrier)	2200m to	2000m to	1800m to	1600m to	1400m to	1200m to	1000m to	800m to	600m to	400m to	200m to	Total or	Margin
2nd	5	Daisy Duke (5)	2000m	1800m	1600m	1400m	1200m	1000m	800m	600m	400m	200m	WP	Average	
		Position in running (margin)	2(2.6)	2(2.0)	2(1.7)	2(1.4)	2(1.8)	3(1.8)	3(2.4)	3(1.5)	2(1.6)	2(1.4)	2(1.2)		2.30
		Sectional time (s)	15.56	15.98	15.88	15.51	15.15	15.67	15.30	14.70	14.40	13.96	14.32		
		Cumulative time (s)	166.43	150.87	134.89	119.01	103.50	88.35	72.68	57.38	42.68	28.28	14.32	3:14.16	
		Speed (m/s)	12.85	12.52	12.59	12.89	13.20	12.76	13.07	13.61	13.89	14.33	13.97	13.39	
		Stride length (m)	5.82	5.72	5.75	5.82	5.98	5.83	5.93	6.05	6.14	6.04	6.17	5.95	
		Stride duration (s)	0.453	0.457	0.456	0.451	0.453	0.457	0.454	0.445	0.442	0.421	0.442	0.444	
		Stride efficiency (%)	52.87	51.05	51.60	52.93	55.95	53.13	54.92	57.20	58.83	56.93	59.43	55.25	
		Stride count	34.38	34.99	34.80	34.36	33.42	34.30	33.73	33.06	32.60	33.14	32.43	437.26	

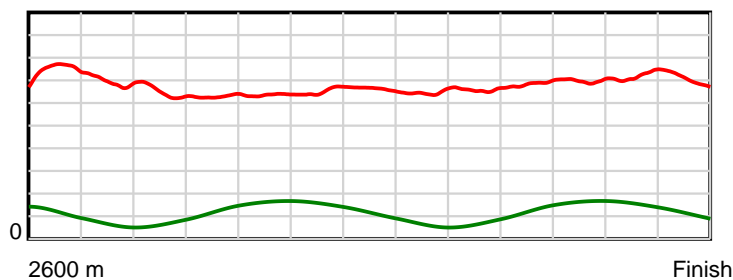
10 m Stride length



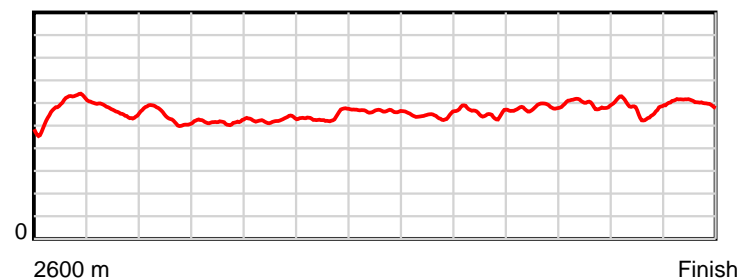
0.6 s Stride duration



20 m/sec Speed



100 % Stride efficiency



Note: Horizontal distance axis grid lines are 200m furlongs.

Disclaimer.

HRNZ and NZMTC and Thoroughbred Ratings Pty Ltd accepts no responsibility for the completeness or accuracy of any of the information contained herein, and makes no representations about its suitability for any particular purpose. Users should make their own judgements about those matters and/or seek independent advice. You assume all risks associated with use of the data provided on this page.



Race Results



May 06, 2022, Race 8, FAHEY FENCE HIRE (JUNIOR DRIVERS) MOBILE PACE, Distance 2600m, Addington - Survey 3200m

Result	TAB no.	Horse (Barrier)	2600 to	2400m to
3rd	2	Greenback Boog... (2)	2400m	2200m
		Position in running (margin)	-	5(4.1)
		Sectional time (s)	13.83	14.73
		Cumulative time (s)	194.26	180.43
		Speed (m/s)	14.46	13.58
		Stride length (m)	6.00	6.03
		Stride duration (s)	0.415	0.444
		Stride efficiency (%)	56.33	56.76
		Stride count	33.31	33.19

Disclaimer.

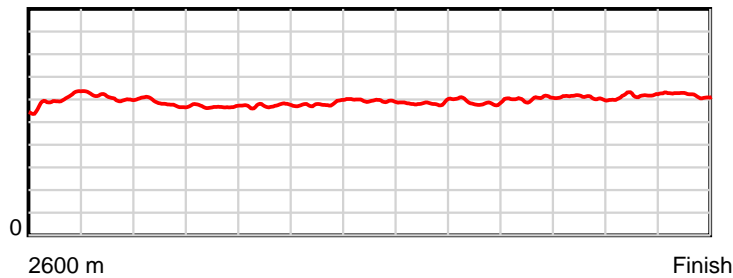
HRNZ and NZMTC and Thoroughbred Ratings Pty Ltd accepts no responsibility for the completeness or accuracy of any of the information contained herein, and makes no representations about its suitability for any particular purpose. Users should make their own judgements about those matters and/or seek independent advice. You assume all risks associated with use of the data provided on this page.

Race Results

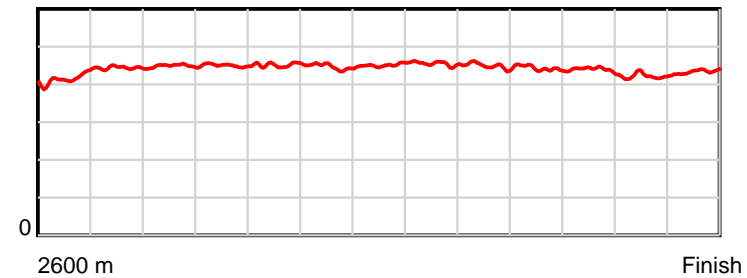
May 06, 2022, Race 8, FAHEY FENCE HIRE (JUNIOR DRIVERS) MOBILE PACE, Distance 2600m, Addington - Survey 3200m

Result	TAB no.	Horse (Barrier)	2200m to	2000m to	1800m to	1600m to	1400m to	1200m to	1000m to	800m to	600m to	400m to	200m to	Total or	Margin
3rd	2	Greenback Boog... (2)	2000m	1800m	1600m	1400m	1200m	1000m	800m	600m	400m	200m	WP	Average	
		Position in running (margin)	4(7.9)	4(6.7)	5(5.8)	6(5.3)	7(5.4)	7(5.5)	7(6.0)	7(5.1)	6(5.1)	7(5.0)	4(3.4)		2.90
		Sectional time (s)	15.47	15.87	15.85	15.45	15.17	15.65	15.30	14.68	14.42	13.73	14.11		
		Cumulative time (s)	165.70	150.23	134.36	118.51	103.06	87.89	72.24	56.94	42.26	27.84	14.11	3:14.26	
		Speed (m/s)	12.93	12.60	12.62	12.94	13.18	12.78	13.07	13.62	13.87	14.57	14.17	13.38	
		Stride length (m)	5.80	5.67	5.70	5.78	5.95	5.81	5.87	6.03	6.09	6.14	6.17	5.92	
		Stride duration (s)	0.449	0.450	0.452	0.447	0.451	0.454	0.449	0.442	0.439	0.421	0.435	0.442	
		Stride efficiency (%)	52.56	50.28	50.79	52.26	55.31	52.69	53.82	56.76	57.99	58.82	59.42	54.79	
		Stride count	34.48	35.26	35.08	34.58	33.62	34.44	34.08	33.18	32.83	32.60	32.43	439.08	

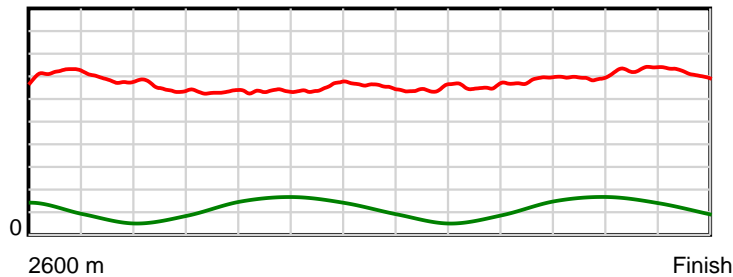
10 m Stride length



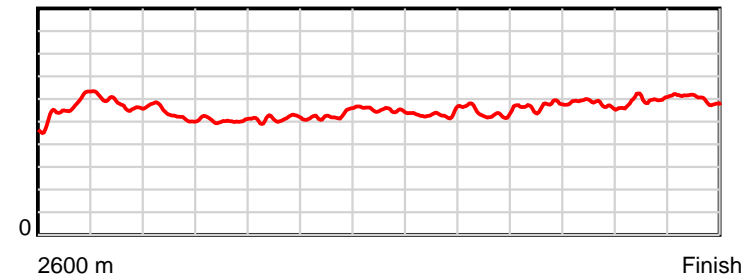
0.6 s Stride duration



20 m/sec Speed



100 % Stride efficiency



Note: Horizontal distance axis grid lines are 200m furlongs.

Disclaimer.

HRNZ and NZMTC and Thoroughbred Ratings Pty Ltd accepts no responsibility for the completeness or accuracy of any of the information contained herein, and makes no representations about its suitability for any particular purpose. Users should make their own judgements about those matters and/or seek independent advice. You assume all risks associated with use of the data provided on this page.



Race Results



May 06, 2022, Race 8, FAHEY FENCE HIRE (JUNIOR DRIVERS) MOBILE PACE, Distance 2600m, Addington - Survey 3200m

Result	TAB no.	Horse (Barrier)	2600 to	2400m to
4th	1	Sargent Best (1)	2400m	2200m
		Position in running (margin)	-	3(2.2)
		Sectional time (s)	13.60	14.67
		Cumulative time (s)	194.28	180.68
		Speed (m/s)	14.71	13.63
		Stride length (m)	6.23	6.19
		Stride duration (s)	0.421	0.454
		Stride efficiency (%)	60.69	59.84
		Stride count	32.09	32.32

Disclaimer.

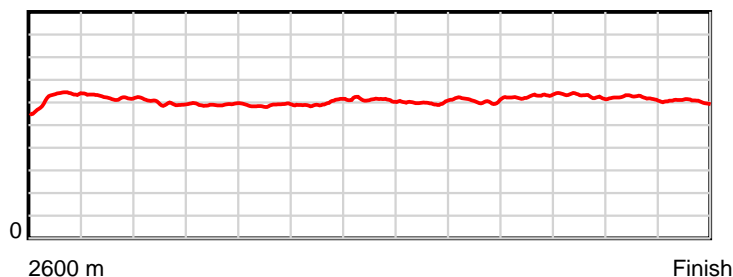
HRNZ and NZMTC and Thoroughbred Ratings Pty Ltd accepts no responsibility for the completeness or accuracy of any of the information contained herein, and makes no representations about its suitability for any particular purpose. Users should make their own judgements about those matters and/or seek independent advice. You assume all risks associated with use of the data provided on this page.

Race Results

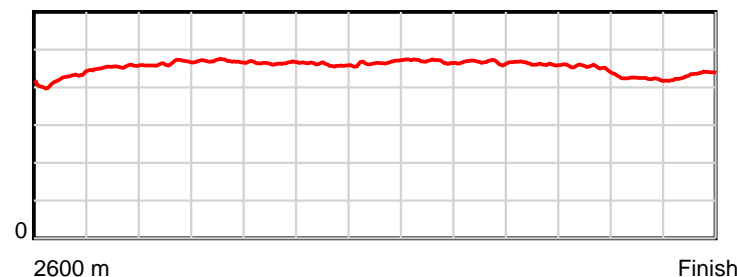
May 06, 2022, Race 8, FAHEY FENCE HIRE (JUNIOR DRIVERS) MOBILE PACE, Distance 2600m, Addington - Survey 3200m

Result	TAB no.	Horse (Barrier)	2200m to	2000m to	1800m to	1600m to	1400m to	1200m to	1000m to	800m to	600m to	400m to	200m to	Total or	Margin
4th	1	Sargent Best (1)	2000m	1800m	1600m	1400m	1200m	1000m	800m	600m	400m	200m	WP	Average	
		Position in running (margin)	3(5.7)	3(4.8)	3(4.0)	4(3.6)	4(3.4)	5(3.9)	5(3.9)	5(3.4)	5(3.6)	3(3.6)	3(2.0)		3.00
		Sectional time (s)	15.52	15.89	15.86	15.41	15.22	15.58	15.37	14.72	14.43	13.73	14.28		
		Cumulative time (s)	166.01	150.49	134.60	118.74	103.33	88.11	72.53	57.16	42.44	28.01	14.28	3:14.28	
		Speed (m/s)	12.89	12.59	12.61	12.98	13.14	12.84	13.01	13.59	13.86	14.57	14.01	13.38	
		Stride length (m)	5.98	5.91	5.86	5.98	6.11	6.01	6.08	6.28	6.27	6.16	6.06	6.08	
		Stride duration (s)	0.464	0.470	0.465	0.461	0.465	0.469	0.467	0.462	0.452	0.423	0.433	0.455	
		Stride efficiency (%)	55.82	54.59	53.62	55.90	58.32	56.52	57.78	61.62	61.49	59.22	57.38	57.83	
		Stride count	33.46	33.84	34.14	33.44	32.74	33.25	32.89	31.85	31.88	32.49	33.01	427.40	

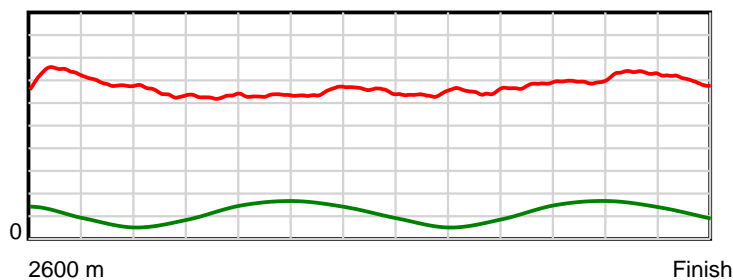
10 m Stride length



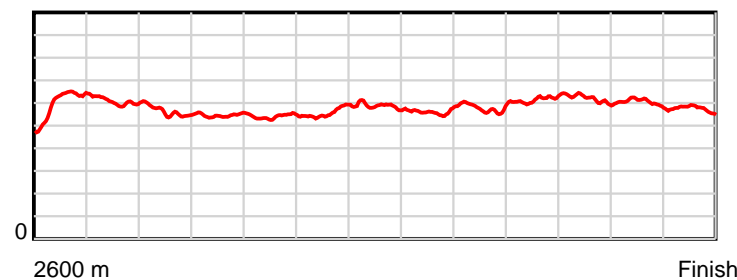
0.6 s Stride duration



20 m/sec Speed



100 % Stride efficiency



Note: Horizontal distance axis grid lines are 200m furlongs.

Disclaimer.

HRNZ and NZMTC and Thoroughbred Ratings Pty Ltd accepts no responsibility for the completeness or accuracy of any of the information contained herein, and makes no representations about its suitability for any particular purpose. Users should make their own judgements about those matters and/or seek independent advice. You assume all risks associated with use of the data provided on this page.



Race Results



May 06, 2022, Race 8, FAHEY FENCE HIRE (JUNIOR DRIVERS) MOBILE PACE, Distance 2600m, Addington - Survey 3200m

Result	TAB no.	Horse (Barrier)	2600 to	2400m to
5th	3	Hey Tonight (3)	2400m	2200m
		Position in running (margin)	-	6(4.9)
		Sectional time (s)	13.78	14.87
		Cumulative time (s)	194.39	180.61
		Speed (m/s)	14.52	13.45
		Stride length (m)	6.25	6.36
		Stride duration (s)	0.435	0.473
		Stride efficiency (%)	61.09	63.22
		Stride count	31.99	31.44

Disclaimer.

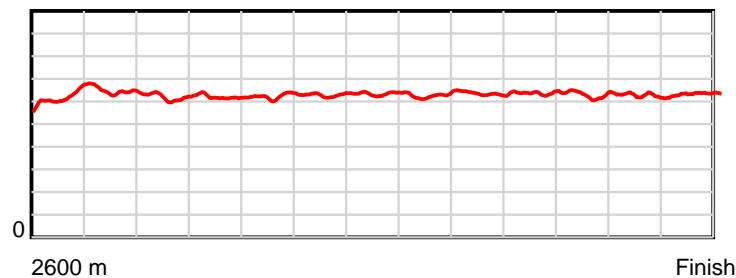
HRNZ and NZMTC and Thoroughbred Ratings Pty Ltd accepts no responsibility for the completeness or accuracy of any of the information contained herein, and makes no representations about its suitability for any particular purpose. Users should make their own judgements about those matters and/or seek independent advice. You assume all risks associated with use of the data provided on this page.

Race Results

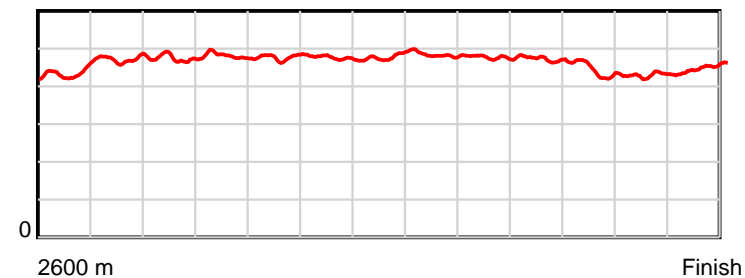
May 06, 2022, Race 8, FAHEY FENCE HIRE (JUNIOR DRIVERS) MOBILE PACE, Distance 2600m, Addington - Survey 3200m

Result	TAB no.	Horse (Barrier)	2200m to	2000m to	1800m to	1600m to	1400m to	1200m to	1000m to	800m to	600m to	400m to	200m to	Total or	Margin
5th	3	Hey Tonight (3)	2000m	1800m	1600m	1400m	1200m	1000m	800m	600m	400m	200m	WP	Average	
		Position in running (margin)	6(9.5)	6(9.3)	6(6.6)	5(4.6)	5(4.0)	4(3.5)	4(2.7)	4(3.3)	4(3.6)	4(3.9)	5(4.1)		3.70
		Sectional time (s)	15.64	15.58	15.59	15.34	15.06	15.45	15.55	14.74	14.47	14.05	14.27		
		Cumulative time (s)	165.74	150.10	134.52	118.93	103.59	88.53	73.08	57.53	42.79	28.32	14.27	3:14.39	
		Speed (m/s)	12.79	12.84	12.83	13.04	13.28	12.94	12.86	13.57	13.82	14.23	14.02	13.38	
		Stride length (m)	6.06	6.18	6.13	6.20	6.36	6.25	6.14	6.39	6.10	6.11	6.30	6.22	
		Stride duration (s)	0.474	0.481	0.478	0.475	0.479	0.483	0.477	0.471	0.441	0.429	0.450	0.465	
		Stride efficiency (%)	57.31	59.61	58.69	60.03	63.21	61.11	58.89	63.82	58.09	58.29	62.10	60.36	
		Stride count	33.03	32.38	32.64	32.27	31.45	31.98	32.58	31.30	32.80	32.75	31.73	418.34	

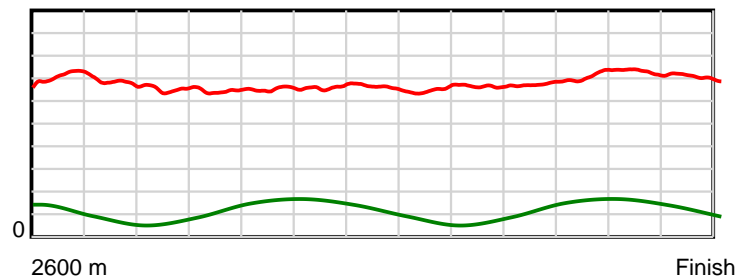
10 m Stride length



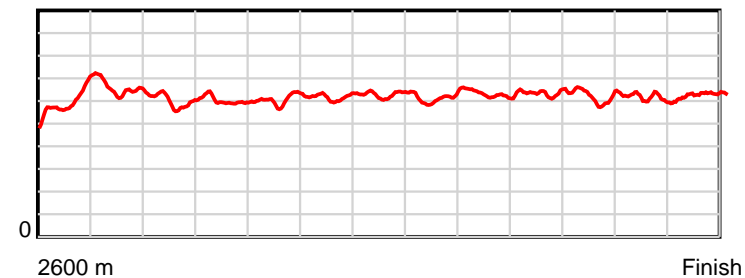
0.6 s Stride duration



20 m/sec Speed



100 % Stride efficiency



Note: Horizontal distance axis grid lines are 200m furlongs.

Disclaimer.

HRNZ and NZMTC and Thoroughbred Ratings Pty Ltd accepts no responsibility for the completeness or accuracy of any of the information contained herein, and makes no representations about its suitability for any particular purpose. Users should make their own judgements about those matters and/or seek independent advice. You assume all risks associated with use of the data provided on this page.



Race Results



May 06, 2022, Race 8, FAHEY FENCE HIRE (JUNIOR DRIVERS) MOBILE PACE, Distance 2600m, Addington - Survey 3200m

Result	TAB no.	Horse (Barrier)	2600 to	2400m to
6th	9	Four Starzzz S... (9)	2400m	2200m
		Position in running (margin)	-	8(7.0)
		Sectional time (s)	14.29	15.21
		Cumulative time (s)	195.72	181.43
		Speed (m/s)	14.00	13.15
		Stride length (m)	6.18	5.90
		Stride duration (s)	0.440	0.449
		Stride efficiency (%)	59.75	54.48
		Stride count	32.34	33.87

Disclaimer.

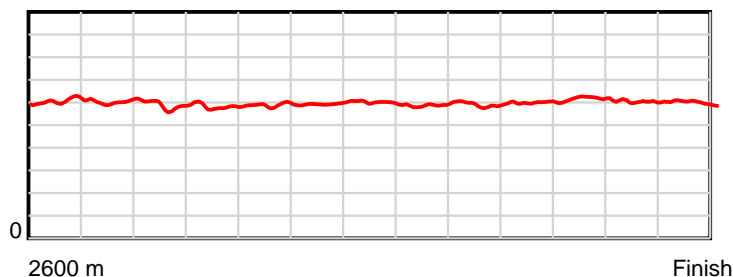
HRNZ and NZMTC and Thoroughbred Ratings Pty Ltd accepts no responsibility for the completeness or accuracy of any of the information contained herein, and makes no representations about its suitability for any particular purpose. Users should make their own judgements about those matters and/or seek independent advice. You assume all risks associated with use of the data provided on this page.

Race Results

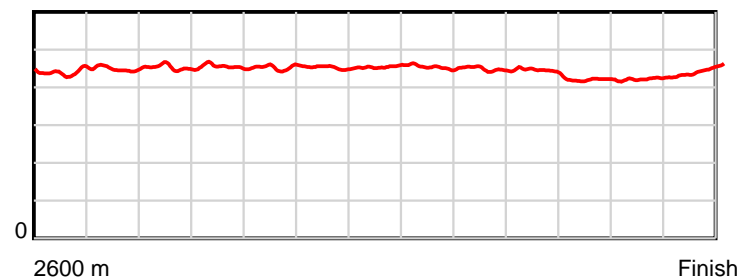
May 06, 2022, Race 8, FAHEY FENCE HIRE (JUNIOR DRIVERS) MOBILE PACE, Distance 2600m, Addington - Survey 3200m

Result	TAB no.	Horse (Barrier)	2200m to	2000m to	1800m to	1600m to	1400m to	1200m to	1000m to	800m to	600m to	400m to	200m to	Total or	Margin
6th	9	Four Starzz S... (9)	2000m	1800m	1600m	1400m	1200m	1000m	800m	600m	400m	200m	WP	Average	
		Position in running (margin)	8(13.6)	8(13.1)	8(10.2)	8(7.9)	8(6.9)	8(7.0)	8(6.9)	8(6.4)	8(6.9)	6(4.6)	6(7.2)		11.20
		Sectional time (s)	15.58	15.55	15.53	15.29	15.15	15.56	15.36	14.77	14.05	14.44	14.94		
		Cumulative time (s)	166.22	150.64	135.09	119.56	104.27	89.12	73.56	58.20	43.43	29.38	14.94	3:15.72	
		Speed (m/s)	12.84	12.86	12.88	13.08	13.20	12.85	13.02	13.54	14.23	13.85	13.39	13.28	
		Stride length (m)	5.81	5.86	5.83	5.91	6.00	5.83	5.83	6.01	5.97	5.86	5.96	5.92	
		Stride duration (s)	0.452	0.455	0.453	0.452	0.454	0.454	0.448	0.444	0.419	0.423	0.446	0.446	
		Stride efficiency (%)	52.68	53.63	53.20	54.67	56.19	53.13	53.15	56.36	55.70	53.63	55.54	54.73	
		Stride count	34.45	34.14	34.28	33.81	33.35	34.30	34.29	33.30	33.50	34.14	33.55	439.32	

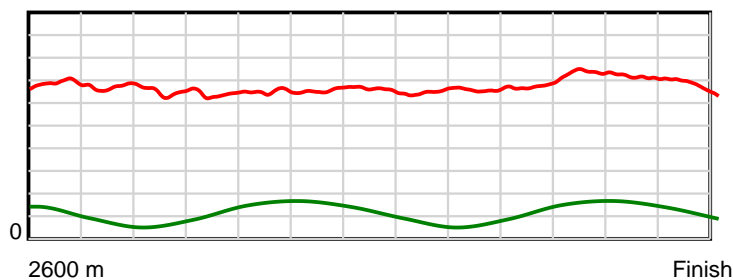
10 m Stride length



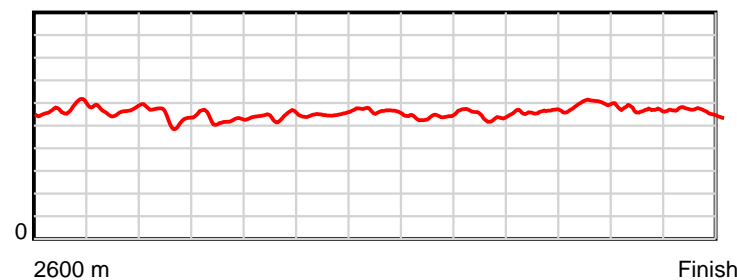
0.6 s Stride duration



20 m/sec Speed



100 % Stride efficiency



Note: Horizontal distance axis grid lines are 200m furlongs.

Disclaimer.

HRNZ and NZMTC and Thoroughbred Ratings Pty Ltd accepts no responsibility for the completeness or accuracy of any of the information contained herein, and makes no representations about its suitability for any particular purpose. Users should make their own judgements about those matters and/or seek independent advice. You assume all risks associated with use of the data provided on this page.



Race Results



May 06, 2022, Race 8, FAHEY FENCE HIRE (JUNIOR DRIVERS) MOBILE PACE, Distance 2600m, Addington - Survey 3200m

Result	TAB no.	Horse (Barrier)	2600 to	2400m to
7th	8	Times Are A Ch... (8)	2400m	2200m
		Position in running (margin)	-	9(9.6)
		Sectional time (s)	14.65	15.30
		Cumulative time (s)	196.22	181.57
		Speed (m/s)	13.65	13.07
		Stride length (m)	0.00	0.00
		Stride duration (s)	0.000	0.000
		Stride efficiency (%)	0.00	0.00
		Stride count	0.00	0.00

Disclaimer.

HRNZ and NZMTC and Thoroughbred Ratings Pty Ltd accepts no responsibility for the completeness or accuracy of any of the information contained herein, and makes no representations about its suitability for any particular purpose. Users should make their own judgements about those matters and/or seek independent advice. You assume all risks associated with use of the data provided on this page.




Race Results

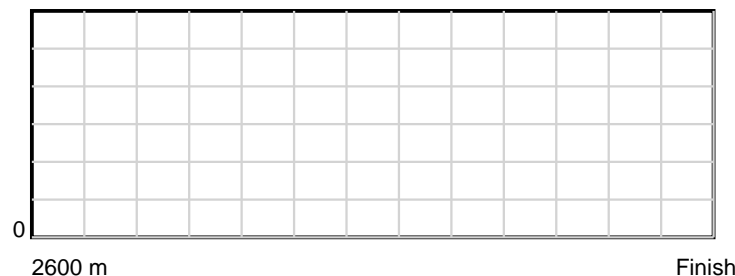
May 06, 2022, Race 8, FAHEY FENCE HIRE (JUNIOR DRIVERS) MOBILE PACE, Distance 2600m, Addington - Survey 3200m

Result	TAB no.	Horse (Barrier)	2200m to	2000m to	1800m to	1600m to	1400m to	1200m to	1000m to	800m to	600m to	400m to	200m to	Total or	Margin
7th	8	Times Are A Ch... (8)	2000m	1800m	1600m	1400m	1200m	1000m	800m	600m	400m	200m	WP	Average	
		Position in running (margin)	9(16.8)	9(15.1)	9(11.7)	9(9.5)	9(9.5)	9(9.0)	9(8.9)	9(8.0)	9(8.3)	9(8.6)	8(11.9)		14.10
		Sectional time (s)	15.38	15.47	15.56	15.44	15.07	15.56	15.28	14.76	14.47	14.54	14.74		
		Cumulative time (s)	166.27	150.89	135.42	119.86	104.42	89.35	73.79	58.51	43.75	29.28	14.74	3:16.22	
		Speed (m/s)	13.00	12.93	12.85	12.95	13.27	12.85	13.09	13.55	13.82	13.76	13.57	13.25	
		Stride length (m)	0.00	0.00	0.00	0.00	0.00	0.00	0.00	0.00	0.00	0.00	0.00	nan	
		Stride duration (s)	0.000	0.000	0.000	0.000	0.000	0.000	0.000	0.000	0.000	0.000	0.000	nan	
		Stride efficiency (%)	0.00	0.00	0.00	0.00	0.00	0.00	0.00	0.00	0.00	0.00	0.00	nan	
		Stride count	0.00	0.00	0.00	0.00	0.00	0.00	0.00	0.00	0.00	0.00	0.00	0.00	


10 m Stride length




0.6 s Stride duration



20 m/sec Speed



100 % Stride efficiency



Note: Horizontal distance axis grid lines are 200m furlongs.

Disclaimer.

HRNZ and NZMTC and Thoroughbred Ratings Pty Ltd accepts no responsibility for the completeness or accuracy of any of the information contained herein, and makes no representations about its suitability for any particular purpose. Users should make their own judgements about those matters and/or seek independent advice. You assume all risks associated with use of the data provided on this page.



Race Results



May 06, 2022, Race 8, FAHEY FENCE HIRE (JUNIOR DRIVERS) MOBILE PACE, Distance 2600m, Addington - Survey 3200m

Result	TAB no.	Horse (Barrier)	2600 to	2400m to
8th	7	Get It On (7)	2400m	2200m
		Position in running (margin)	-	7(5.5)
		Sectional time (s)	13.90	15.12
		Cumulative time (s)	196.63	182.73
		Speed (m/s)	14.39	13.23
		Stride length (m)	6.79	7.82
		Stride duration (s)	0.476	0.591
		Stride efficiency (%)	72.06	95.64
		Stride count	29.45	25.57

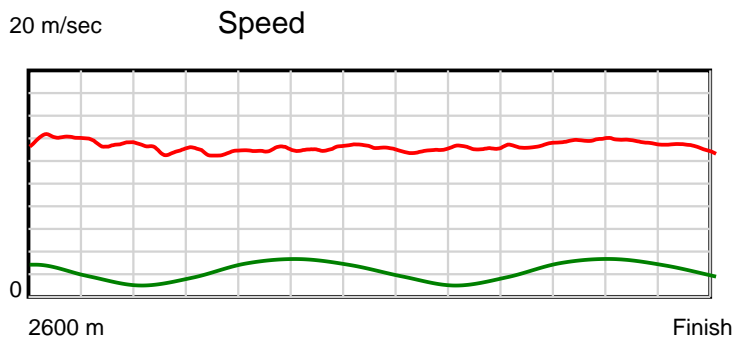
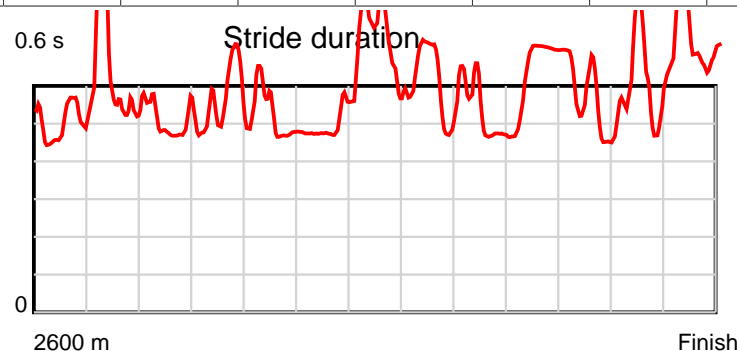
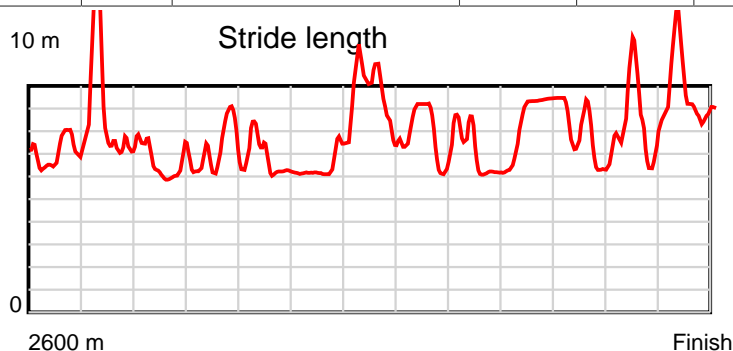
Disclaimer.

HRNZ and NZMTC and Thoroughbred Ratings Pty Ltd accepts no responsibility for the completeness or accuracy of any of the information contained herein, and makes no representations about its suitability for any particular purpose. Users should make their own judgements about those matters and/or seek independent advice. You assume all risks associated with use of the data provided on this page.

Race Results

May 06, 2022, Race 8, FAHEY FENCE HIRE (JUNIOR DRIVERS) MOBILE PACE, Distance 2600m, Addington - Survey 3200m

Result	TAB no.	Horse (Barrier)	2200m to	2000m to	1800m to	1600m to	1400m to	1200m to	1000m to	800m to	600m to	400m to	200m to	Total or	Margin
8th	7	Get It On (7)	2000m	1800m	1600m	1400m	1200m	1000m	800m	600m	400m	200m	WP	Average	
		Position in running (margin)	7(11.6)	7(11.0)	7(8.3)	7(5.8)	6(5.2)	6(5.2)	6(4.6)	7(5.2)	8(6.8)	7(11.0)			16.50
		Sectional time (s)	15.57	15.58	15.52	15.34	15.14	15.58	15.34	14.80	14.68	14.70	15.36		
		Cumulative time (s)	167.61	152.04	136.46	120.94	105.60	90.46	74.88	59.54	44.74	30.06	15.36	3:16.63	
		Speed (m/s)	12.85	12.84	12.89	13.04	13.21	12.84	13.04	13.51	13.62	13.61	13.02	13.22	
		Stride length (m)	6.25	6.66	6.41	6.34	7.87	6.96	6.43	7.56	6.84	7.44	7.87	6.97	
		Stride duration (s)	0.486	0.519	0.497	0.486	0.595	0.542	0.494	0.560	0.502	0.547	0.604	0.527	
		Stride efficiency (%)	61.00	69.38	64.17	62.84	96.74	75.79	64.69	89.36	73.06	86.45	96.69	75.91	
		Stride count	32.01	30.02	31.21	31.54	25.42	28.72	31.08	26.45	29.25	26.89	25.43	373.04	



Note: Horizontal distance axis grid lines are 200m furlongs.

Disclaimer.

HRNZ and NZMTC and Thoroughbred Ratings Pty Ltd accepts no responsibility for the completeness or accuracy of any of the information contained herein, and makes no representations about its suitability for any particular purpose. Users should make their own judgements about those matters and/or seek independent advice. You assume all risks associated with use of the data provided on this page.



Race Results



May 06, 2022, Race 8, FAHEY FENCE HIRE (JUNIOR DRIVERS) MOBILE PACE, Distance 2600m, Addington - Survey 3200m

Result	TAB no.	Horse (Barrier)	2600 to	2400m to
9th	4	Kali B (4)	2400m	2200m
		Position in running (margin)	-	4(2.9)
		Sectional time (s)	13.62	15.04
		Cumulative time (s)	199.28	185.66
		Speed (m/s)	14.69	13.30
		Stride length (m)	6.23	5.94
		Stride duration (s)	0.425	0.447
		Stride efficiency (%)	60.58	55.19
		Stride count	32.12	33.65

Disclaimer.

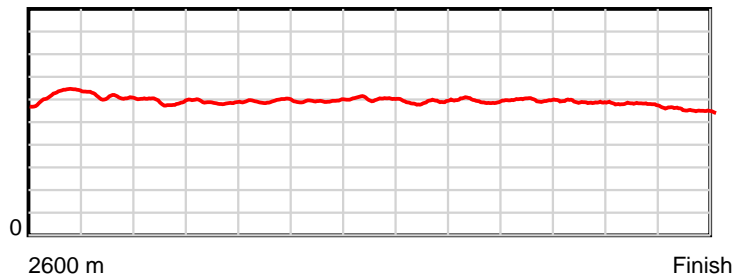
HRNZ and NZMTC and Thoroughbred Ratings Pty Ltd accepts no responsibility for the completeness or accuracy of any of the information contained herein, and makes no representations about its suitability for any particular purpose. Users should make their own judgements about those matters and/or seek independent advice. You assume all risks associated with use of the data provided on this page.

Race Results

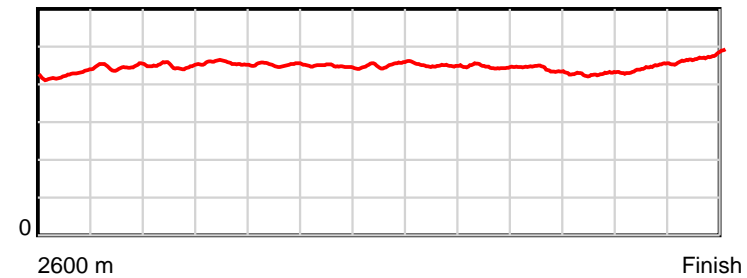
May 06, 2022, Race 8, FAHEY FENCE HIRE (JUNIOR DRIVERS) MOBILE PACE, Distance 2600m, Addington - Survey 3200m

Result	TAB no.	Horse (Barrier)	2200m to	2000m to	1800m to	1600m to	1400m to	1200m to	1000m to	800m to	600m to	400m to	200m to	Total or	Margin
9th	4	Kali B (4)	2000m	1800m	1600m	1400m	1200m	1000m	800m	600m	400m	200m	WP	Average	
		Position in running (margin)	5(8.5)	5(7.4)	4(4.9)	3(2.0)	3(1.8)	2(1.2)	2(2.1)	2(1.3)	3(1.9)	5(4.0)	9(14.6)		31.60
		Sectional time (s)	15.48	15.61	15.45	15.41	15.04	15.73	15.30	14.80	14.78	15.76	17.26		
		Cumulative time (s)	170.62	155.14	139.53	124.08	108.67	93.63	77.90	62.60	47.80	33.02	17.26	3:19.28	
		Speed (m/s)	12.92	12.81	12.94	12.98	13.30	12.71	13.07	13.51	13.53	12.69	11.59	13.05	
		Stride length (m)	5.80	5.85	5.86	5.81	6.01	5.71	5.84	5.94	5.78	5.65	5.50	5.83	
		Stride duration (s)	0.449	0.456	0.453	0.448	0.452	0.449	0.446	0.439	0.427	0.446	0.474	0.447	
		Stride efficiency (%)	52.57	53.41	53.69	52.75	56.48	50.99	53.21	55.08	52.19	49.93	47.20	53.20	
		Stride count	34.48	34.21	34.12	34.42	33.27	35.01	34.27	33.69	34.61	35.38	36.39	445.62	

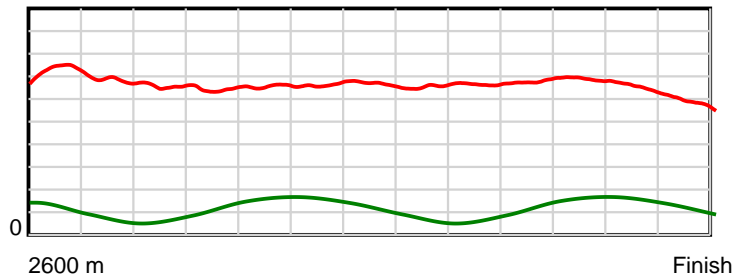
10 m Stride length



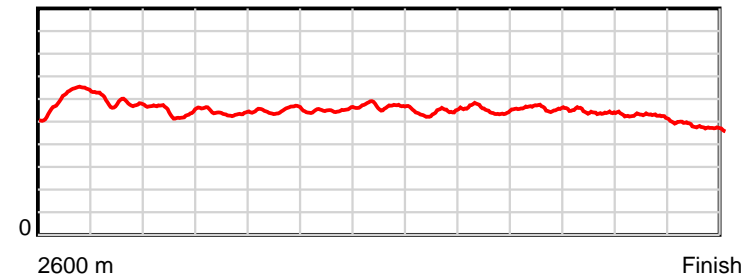
0.6 s Stride duration



20 m/sec Speed



100 % Stride efficiency



Note: Horizontal distance axis grid lines are 200m furlongs.

Disclaimer.

HRNZ and NZMTC and Thoroughbred Ratings Pty Ltd accepts no responsibility for the completeness or accuracy of any of the information contained herein, and makes no representations about its suitability for any particular purpose. Users should make their own judgements about those matters and/or seek independent advice. You assume all risks associated with use of the data provided on this page.