



Race Results

NZ Metropolitan Trotting Club Inc, HRNZ, May 06, 2022

Compilation date: May 6, 2022, 9:14:55 PM (NZST)

Copyright © 2022 HRNZ and NZMTC. All rights reserved.

Trademarks.

StrideMASTER is a registered trademark of Thoroughbred Ratings Pty Ltd.

Disclaimer.

HRNZ and NZMTC and Thoroughbred Ratings Pty Ltd accepts no responsibility for the completeness or accuracy of any of the information contained herein, and makes no representations about its suitability for any particular purpose. Users should make their own judgements about those matters and/or seek independent advice. You assume all risks associated with use of the data provided on this page.



Race Results



May 06, 2022, Race 9, NZB STANDARDBRED UNCUT GEMS TROTTERS CLASSIC (HCP TROT), Distance 2600m, Addington - Survey 3200m

Result	TAB no.	Horse (Barrier)	2600 to	2400m to
1st	2	Majestic Lavro... (5)	2400m	2200m
		Position in running (margin)	-	2(0.2)
		Sectional time (s)	16.99	14.29
		Cumulative time (s)	194.31	177.32
		Speed (m/s)	11.77	14.00
		Stride length (m)	5.31	6.05
		Stride duration (s)	0.436	0.432
		Stride efficiency (%)	43.98	57.21
		Stride count	37.70	33.05

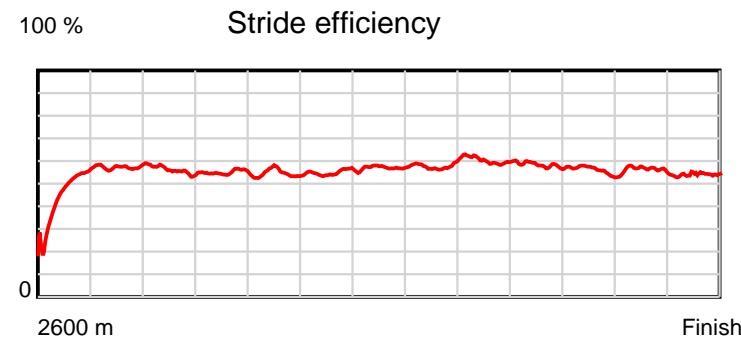
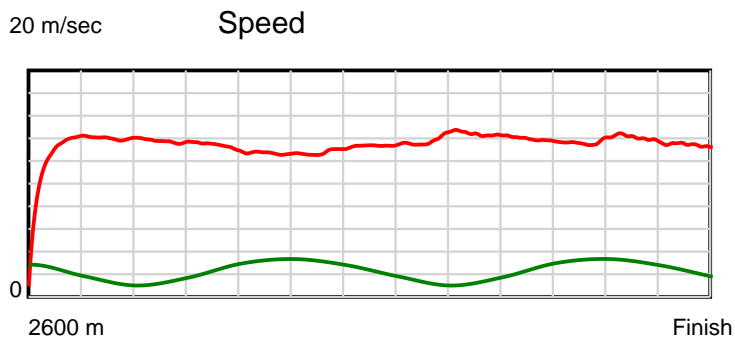
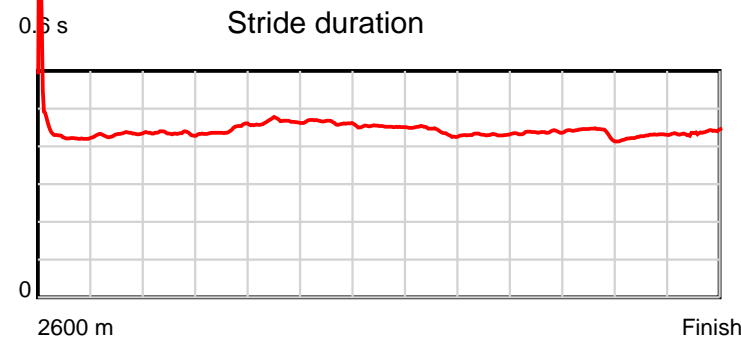
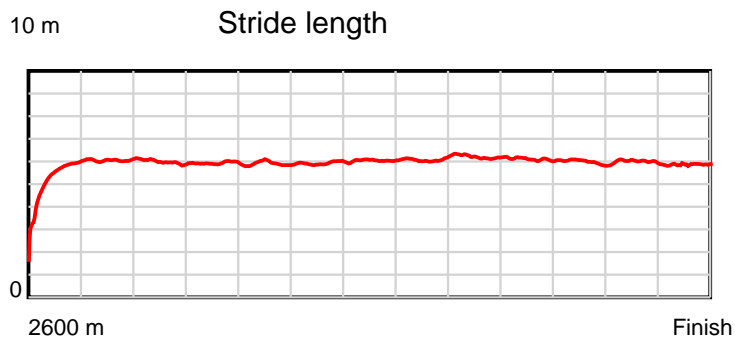
Disclaimer.

HRNZ and NZMTC and Thoroughbred Ratings Pty Ltd accepts no responsibility for the completeness or accuracy of any of the information contained herein, and makes no representations about its suitability for any particular purpose. Users should make their own judgements about those matters and/or seek independent advice. You assume all risks associated with use of the data provided on this page.

Race Results

May 06, 2022, Race 9, NZB STANDARDBRED UNCUT GEMS TROTTERS CLASSIC (HCP TROT), Distance 2600m, Addington - Survey 3200m

Result	TAB no.	Horse (Barrier)	2200m to	2000m to	1800m to	1600m to	1400m to	1200m to	1000m to	800m to	600m to	400m to	200m to	Total or	Margin
1st	2	Majestic Lavro... (5)	2000m	1800m	1600m	1400m	1200m	1000m	800m	600m	400m	200m	WP	Average	
		Position in running (margin)	1(0.0)	1(0.0)	2(1.0)	2(3.2)	2(3.0)	2(2.6)	2(0.6)	2(1.8)	2(1.1)	2(2.4)	2(1.7)		0.00
		Sectional time (s)	14.59	14.92	15.87	15.61	14.87	14.35	14.21	14.36	14.92	14.40	14.93		
		Cumulative time (s)	163.03	148.44	133.52	117.65	102.04	87.17	72.82	58.61	44.25	29.33	14.93	3:14.31	
		Speed (m/s)	13.71	13.40	12.60	12.81	13.45	13.94	14.07	13.93	13.40	13.89	13.40	13.38	
		Stride length (m)	5.95	5.94	5.86	5.94	6.08	6.14	6.07	6.09	5.85	5.93	5.81	5.92	
		Stride duration (s)	0.434	0.443	0.465	0.464	0.452	0.441	0.431	0.437	0.437	0.427	0.434	0.442	
		Stride efficiency (%)	55.32	55.21	53.61	55.15	57.77	58.90	57.54	58.00	53.57	55.02	52.79	54.72	
		Stride count	33.61	33.65	34.15	33.66	32.89	32.58	32.96	32.83	34.16	33.71	34.41	439.36	



Note: Horizontal distance axis grid lines are 200m furlongs.

Disclaimer.

HRNZ and NZMTC and Thoroughbred Ratings Pty Ltd accepts no responsibility for the completeness or accuracy of any of the information contained herein, and makes no representations about its suitability for any particular purpose. Users should make their own judgements about those matters and/or seek independent advice. You assume all risks associated with use of the data provided on this page.



Race Results



May 06, 2022, Race 9, NZB STANDARDBRED UNCUT GEMS TROTTERS CLASSIC (HCP TROT), Distance 2600m, Addington - Survey 3200m

Result	TAB no.	Horse (Barrier)	2600 to	2400m to
2nd	7	Gold Chain (6)	2400m	2200m
		Position in running (margin)	-	6(7.6)
		Sectional time (s)	17.94	14.93
		Cumulative time (s)	194.34	176.40
		Speed (m/s)	11.15	13.40
		Stride length (m)	6.23	6.67
		Stride duration (s)	0.498	0.498
		Stride efficiency (%)	60.56	69.56
		Stride count	32.13	29.98

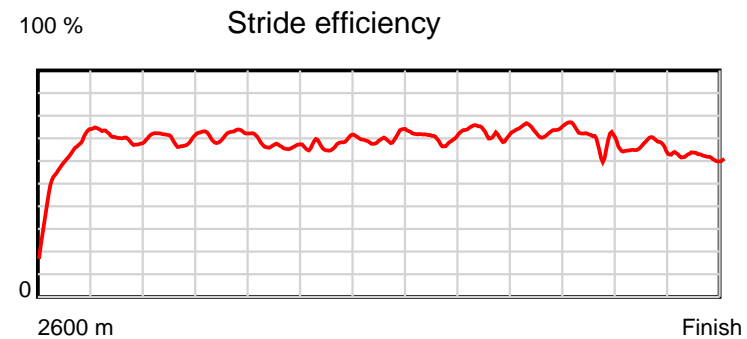
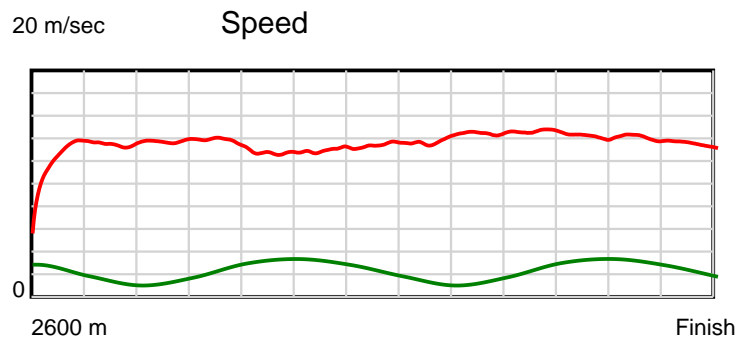
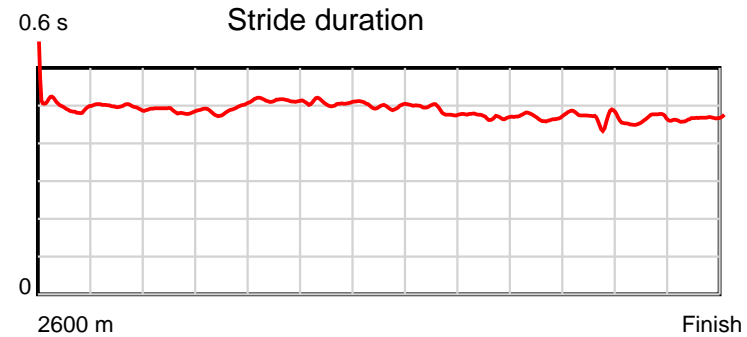
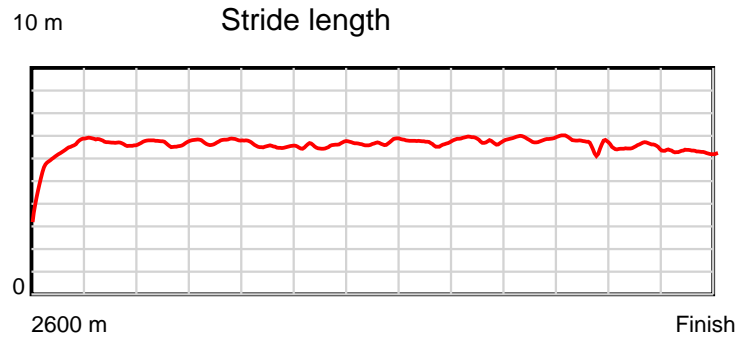
Disclaimer.

HRNZ and NZMTC and Thoroughbred Ratings Pty Ltd accepts no responsibility for the completeness or accuracy of any of the information contained herein, and makes no representations about its suitability for any particular purpose. Users should make their own judgements about those matters and/or seek independent advice. You assume all risks associated with use of the data provided on this page.

Race Results

May 06, 2022, Race 9, NZB STANDARDBRED UNCUT GEMS TROTTERS CLASSIC (HCP TROT), Distance 2600m, Addington - Survey 3200m

Result	TAB no.	Horse (Barrier)	2200m to	2000m to	1800m to	1600m to	1400m to	1200m to	1000m to	800m to	600m to	400m to	200m to	Total or	Margin
2nd	7	Gold Chain (6)	2000m	1800m	1600m	1400m	1200m	1000m	800m	600m	400m	200m	WP	Average	
		Position in running (margin)	6(11.2)	6(10.7)	6(8.9)	6(11.3)	6(10.8)	6(10.3)	7(10.5)	6(10.4)	5(5.4)	5(3.9)	4(3.4)		0.03
		Sectional time (s)	14.50	14.46	15.90	15.56	14.85	14.72	14.00	13.64	14.47	14.43	14.94		
		Cumulative time (s)	161.47	146.97	132.51	116.61	101.05	86.20	71.48	57.48	43.84	29.37	14.94	3:14.34	
		Speed (m/s)	13.79	13.83	12.58	12.85	13.47	13.59	14.29	14.66	13.82	13.86	13.39	13.38	
		Stride length (m)	6.71	6.78	6.47	6.52	6.73	6.64	6.72	6.89	6.47	6.42	6.25	6.57	
		Stride duration (s)	0.487	0.490	0.515	0.507	0.499	0.488	0.471	0.470	0.468	0.463	0.467	0.491	
		Stride efficiency (%)	70.43	71.82	65.50	66.43	70.71	68.84	70.61	74.25	65.45	64.35	61.04	67.48	
		Stride count	29.79	29.50	30.89	30.67	29.73	30.13	29.75	29.01	30.90	31.17	32.00	395.65	



Note: Horizontal distance axis grid lines are 200m furlongs.

Disclaimer.

HRNZ and NZMTC and Thoroughbred Ratings Pty Ltd accepts no responsibility for the completeness or accuracy of any of the information contained herein, and makes no representations about its suitability for any particular purpose. Users should make their own judgements about those matters and/or seek independent advice. You assume all risks associated with use of the data provided on this page.



Race Results



May 06, 2022, Race 9, NZB STANDARD BRED UNCUT GEMS TROTTERS CLASSIC (HCP TROT), Distance 2600m, Addington - Survey 3200m

Result	TAB no.	Horse (Barrier)	2600 to	2400m to
3rd	4	Time Up The Hi... (9)	2400m	2200m
		Position in running (margin)	-	7(9.2)
		Sectional time (s)	18.52	14.99
		Cumulative time (s)	194.36	175.84
		Speed (m/s)	10.80	13.34
		Stride length (m)	5.60	6.23
		Stride duration (s)	0.477	0.467
		Stride efficiency (%)	48.95	60.62
		Stride count	35.73	32.11

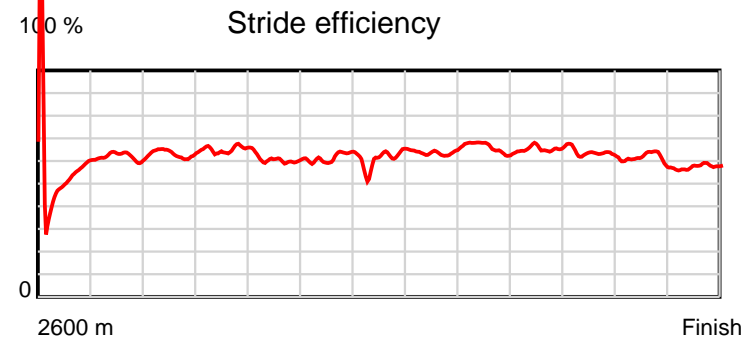
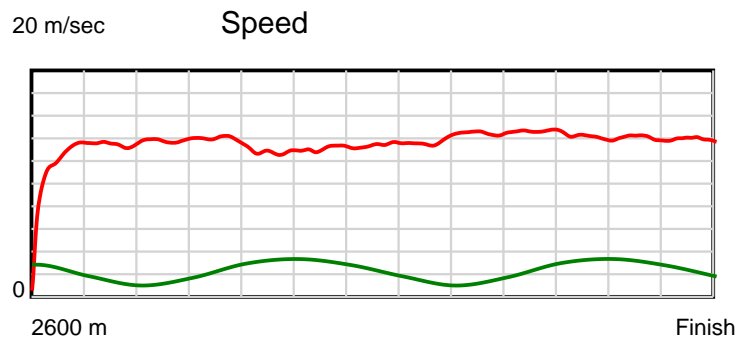
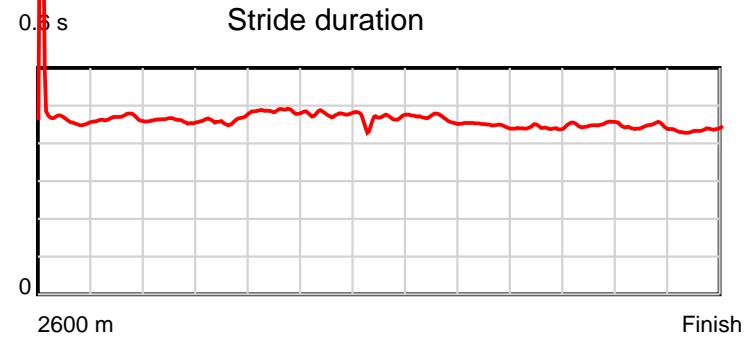
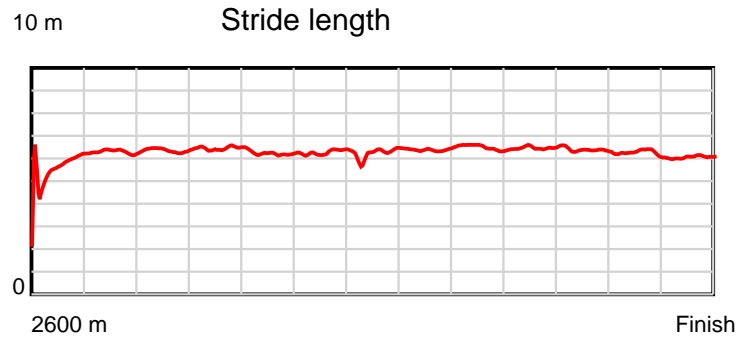
Disclaimer.

HRNZ and NZMTC and Thoroughbred Ratings Pty Ltd accepts no responsibility for the completeness or accuracy of any of the information contained herein, and makes no representations about its suitability for any particular purpose. Users should make their own judgements about those matters and/or seek independent advice. You assume all risks associated with use of the data provided on this page.

Race Results

May 06, 2022, Race 9, NZB STANDARDBRED UNCUT GEMS TROTTERS CLASSIC (HCP TROT), Distance 2600m, Addington - Survey 3200m

Result	TAB no.	Horse (Barrier)	2200m to	2000m to	1800m to	1600m to	1400m to	1200m to	1000m to	800m to	600m to	400m to	200m to	Total or	Margin
3rd	4	Time Up The Hi... (9)	2000m	1800m	1600m	1400m	1200m	1000m	800m	600m	400m	200m	WP	Average	
		Position in running (margin)	7(13.2)	7(13.2)	7(10.9)	7(13.3)	7(12.1)	9(12.0)	9(12.2)	8(12.4)	7(7.6)	6(6.0)	6(5.5)		0.02
		Sectional time (s)	14.60	14.37	15.90	15.44	14.92	14.72	14.03	13.68	14.45	14.43	14.31		
		Cumulative time (s)	160.85	146.25	131.88	115.98	100.54	85.62	70.90	56.87	43.19	28.74	14.31	3:14.36	
		Speed (m/s)	13.70	13.92	12.58	12.95	13.40	13.59	14.26	14.62	13.84	13.86	13.98	13.38	
		Stride length (m)	6.31	6.43	6.11	6.19	6.21	6.33	6.38	6.46	6.23	6.15	6.08	6.20	
		Stride duration (s)	0.460	0.462	0.486	0.478	0.463	0.466	0.448	0.442	0.450	0.443	0.435	0.463	
		Stride efficiency (%)	62.13	64.52	58.28	59.97	60.29	62.57	63.68	65.16	60.63	59.06	57.77	60.07	
		Stride count	31.72	31.13	32.75	32.28	32.20	31.61	31.33	30.97	32.11	32.53	32.89	419.36	



Note: Horizontal distance axis grid lines are 200m furlongs.

Disclaimer.

HRNZ and NZMTC and Thoroughbred Ratings Pty Ltd accepts no responsibility for the completeness or accuracy of any of the information contained herein, and makes no representations about its suitability for any particular purpose. Users should make their own judgements about those matters and/or seek independent advice. You assume all risks associated with use of the data provided on this page.



Race Results



May 06, 2022, Race 9, NZB STANDARDBRED UNCUT GEMS TROTTERS CLASSIC (HCP TROT), Distance 2600m, Addington - Survey 3200m

Result	TAB no.	Horse (Barrier)	2600 to	2400m to
4th	8	Mataderos (3)	2400m	2200m
		Position in running (margin)	-	8(11.9)
		Sectional time (s)	18.74	15.03
		Cumulative time (s)	194.43	175.69
		Speed (m/s)	10.68	13.31
		Stride length (m)	5.71	5.96
		Stride duration (s)	0.446	0.448
		Stride efficiency (%)	51.03	55.55
		Stride count	35.00	33.55

Disclaimer.

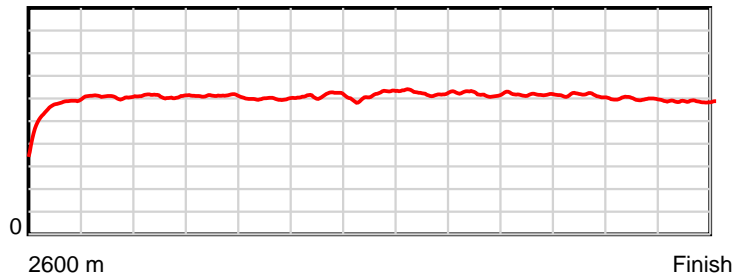
HRNZ and NZMTC and Thoroughbred Ratings Pty Ltd accepts no responsibility for the completeness or accuracy of any of the information contained herein, and makes no representations about its suitability for any particular purpose. Users should make their own judgements about those matters and/or seek independent advice. You assume all risks associated with use of the data provided on this page.

Race Results

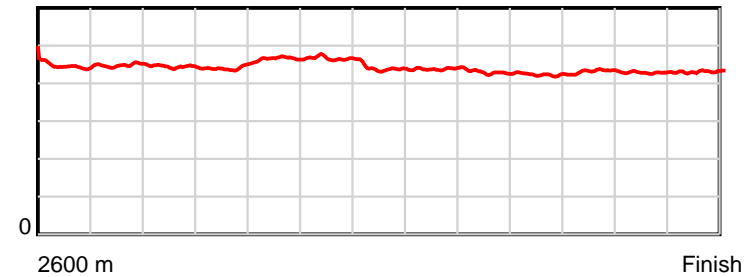
May 06, 2022, Race 9, NZB STANDARDBRED UNCUT GEMS TROTTERS CLASSIC (HCP TROT), Distance 2600m, Addington - Survey 3200m

Result	TAB no.	Horse (Barrier)	2200m to	2000m to	1800m to	1600m to	1400m to	1200m to	1000m to	800m to	600m to	400m to	200m to	Total or	Margin
4th	8	Mataderos (3)	2000m	1800m	1600m	1400m	1200m	1000m	800m	600m	400m	200m	WP	Average	
		Position in running (margin)	8(16.2)	8(16.4)	8(13.3)	8(15.4)	9(14.8)	7(11.0)	5(8.2)	4(8.7)	4(4.6)	3(2.7)	3(3.3)		0.70
		Sectional time (s)	14.63	14.24	15.84	15.54	14.30	14.22	14.09	13.80	14.39	14.63	14.98		
		Cumulative time (s)	160.66	146.03	131.79	115.95	100.41	86.11	71.89	57.80	44.00	29.61	14.98	3:14.43	
		Speed (m/s)	13.67	14.04	12.63	12.87	13.99	14.06	14.19	14.49	13.90	13.67	13.35	13.37	
		Stride length (m)	6.08	6.19	5.87	6.00	6.15	6.16	6.09	6.13	6.00	5.84	5.76	5.99	
		Stride duration (s)	0.444	0.440	0.465	0.466	0.439	0.438	0.429	0.423	0.432	0.427	0.431	0.448	
		Stride efficiency (%)	57.67	59.80	53.90	56.30	59.01	59.37	57.89	58.69	56.32	53.28	51.86	56.10	
		Stride count	32.92	32.33	34.05	33.32	32.55	32.45	32.86	32.63	33.31	34.25	34.72	433.94	

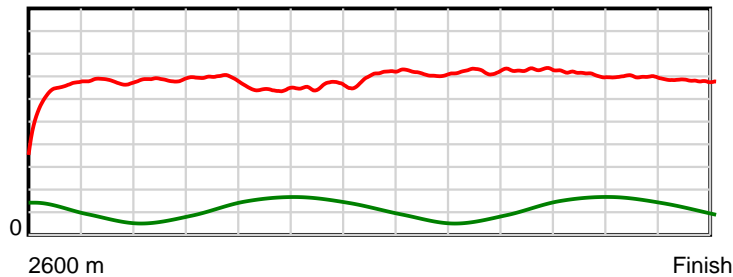
10 m Stride length



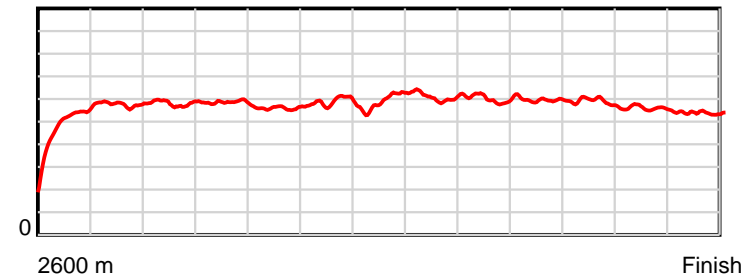
0.6 s Stride duration



20 m/sec Speed



100 % Stride efficiency



Note: Horizontal distance axis grid lines are 200m furlongs.

Disclaimer.

HRNZ and NZMTC and Thoroughbred Ratings Pty Ltd accepts no responsibility for the completeness or accuracy of any of the information contained herein, and makes no representations about its suitability for any particular purpose. Users should make their own judgements about those matters and/or seek independent advice. You assume all risks associated with use of the data provided on this page.



Race Results



May 06, 2022, Race 9, NZB STANDARD BRED UNCUT GEMS TROTTERS CLASSIC (HCP TROT), Distance 2600m, Addington - Survey 3200m

Result	TAB no.	Horse (Barrier)	2600 to	2400m to
5th	10	Midnight Dash (4)	2400m	2200m
		Position in running (margin)	-	9(15.5)
		Sectional time (s)	19.60	14.85
		Cumulative time (s)	194.54	174.94
		Speed (m/s)	10.21	13.47
		Stride length (m)	6.10	6.35
		Stride duration (s)	0.456	0.472
		Stride efficiency (%)	58.22	63.01
		Stride count	32.77	31.50

Disclaimer.

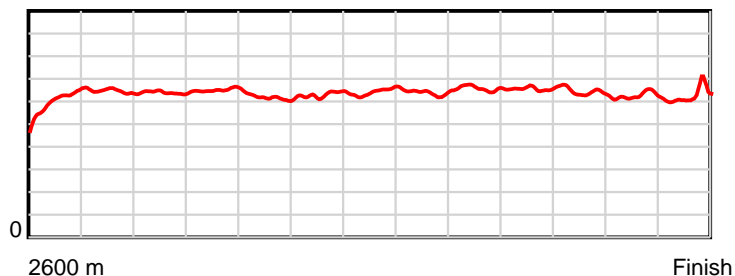
HRNZ and NZMTC and Thoroughbred Ratings Pty Ltd accepts no responsibility for the completeness or accuracy of any of the information contained herein, and makes no representations about its suitability for any particular purpose. Users should make their own judgements about those matters and/or seek independent advice. You assume all risks associated with use of the data provided on this page.

Race Results

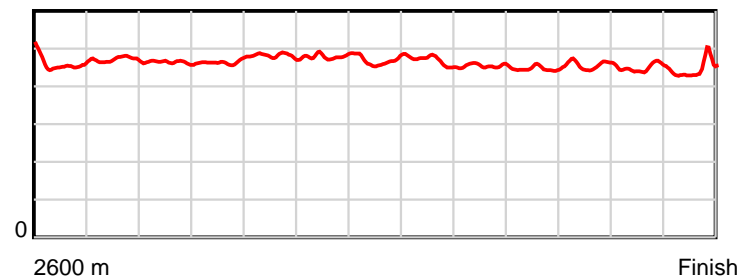
May 06, 2022, Race 9, NZB STANDARDBRED UNCUT GEMS TROTTERS CLASSIC (HCP TROT), Distance 2600m, Addington - Survey 3200m

Result	TAB no.	Horse (Barrier)	2200m to	2000m to	1800m to	1600m to	1400m to	1200m to	1000m to	800m to	600m to	400m to	200m to	Total or	Margin
5th	10	Midnight Dash (4)	2000m	1800m	1600m	1400m	1200m	1000m	800m	600m	400m	200m	WP	Average	
		Position in running (margin)	9(18.7)	9(18.4)	9(15.5)	9(16.9)	10(15.8)	10(14.0)	10(14.5)	10(14.4)	9(9.3)	8(7.9)	7(7.4)		1.30
		Sectional time (s)	14.54	14.27	15.74	15.45	14.63	14.78	13.99	13.62	14.48	14.44	14.15		
		Cumulative time (s)	160.09	145.55	131.28	115.54	100.09	85.46	70.68	56.69	43.07	28.59	14.15	3:14.54	
		Speed (m/s)	13.76	14.02	12.71	12.94	13.67	13.53	14.30	14.68	13.81	13.85	14.13	13.37	
		Stride length (m)	6.38	6.51	6.11	6.21	6.41	6.31	6.49	6.56	6.31	6.21	6.28	6.32	
		Stride duration (s)	0.464	0.464	0.481	0.480	0.469	0.467	0.454	0.447	0.457	0.449	0.444	0.473	
		Stride efficiency (%)	63.62	66.14	58.38	60.36	64.24	62.32	65.83	67.31	62.24	60.34	61.56	62.50	
		Stride count	31.34	30.74	32.72	32.18	31.19	31.67	30.82	30.47	31.69	32.18	31.86	411.13	

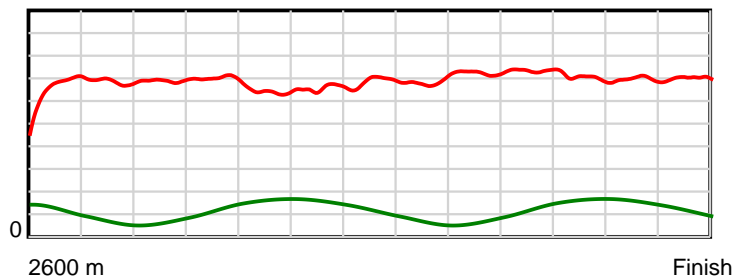
10 m Stride length



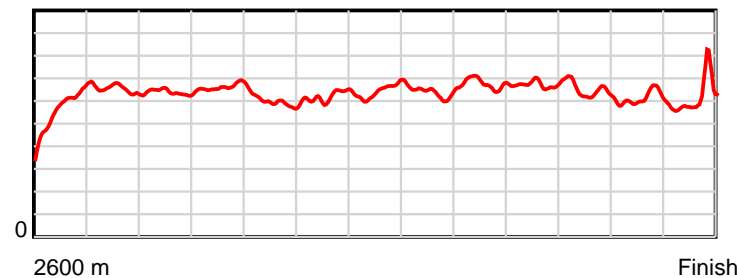
0.6 s Stride duration



20 m/sec Speed



100 % Stride efficiency



Note: Horizontal distance axis grid lines are 200m furlongs.

Disclaimer.

HRNZ and NZMTC and Thoroughbred Ratings Pty Ltd accepts no responsibility for the completeness or accuracy of any of the information contained herein, and makes no representations about its suitability for any particular purpose. Users should make their own judgements about those matters and/or seek independent advice. You assume all risks associated with use of the data provided on this page.



Race Results



May 06, 2022, Race 9, NZB STANDARDBRED UNCUT GEMS TROTTERS CLASSIC (HCP TROT), Distance 2600m, Addington - Survey 3200m

Result	TAB no.	Horse (Barrier)	2600 to	2400m to
6th	6	Smokin Bandar (1)	2400m	2200m
		Position in running (margin)	-	4(5.7)
		Sectional time (s)	17.79	14.84
		Cumulative time (s)	194.66	176.87
		Speed (m/s)	11.25	13.48
		Stride length (m)	6.12	6.52
		Stride duration (s)	0.487	0.484
		Stride efficiency (%)	58.45	66.44
		Stride count	32.70	30.67

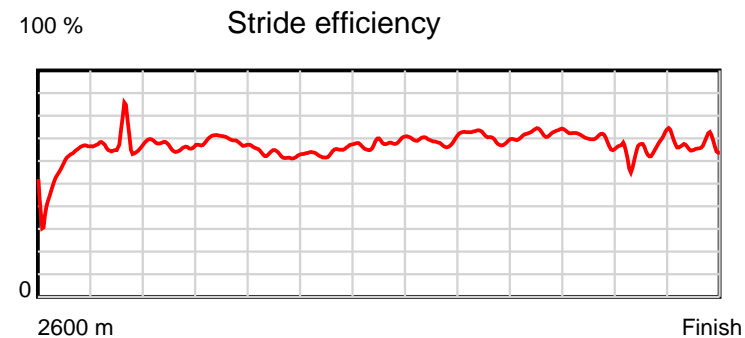
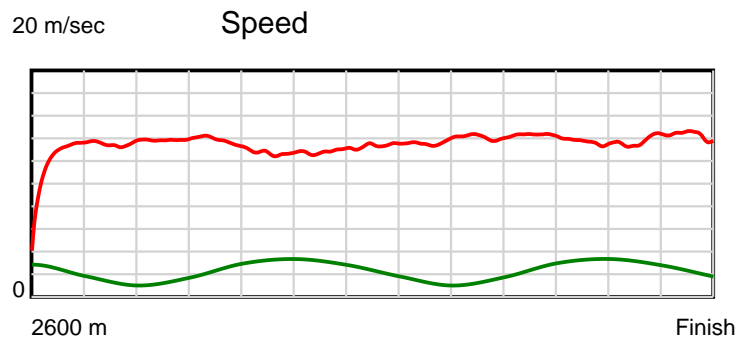
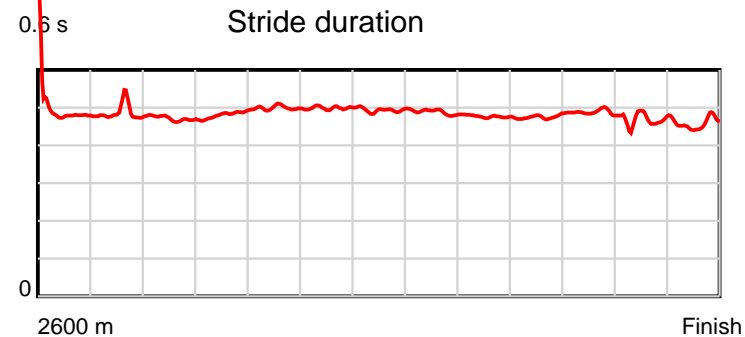
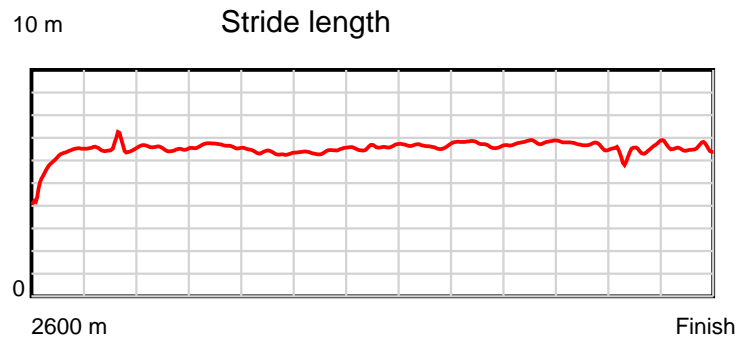
Disclaimer.

HRNZ and NZMTC and Thoroughbred Ratings Pty Ltd accepts no responsibility for the completeness or accuracy of any of the information contained herein, and makes no representations about its suitability for any particular purpose. Users should make their own judgements about those matters and/or seek independent advice. You assume all risks associated with use of the data provided on this page.

Race Results

May 06, 2022, Race 9, NZB STANDARDBRED UNCUT GEMS TROTTERS CLASSIC (HCP TROT), Distance 2600m, Addington - Survey 3200m

Result	TAB no.	Horse (Barrier)	2200m to	2000m to	1800m to	1600m to	1400m to	1200m to	1000m to	800m to	600m to	400m to	200m to	Total or	Margin
6th	6	Smokin Bandar (1)	2000m	1800m	1600m	1400m	1200m	1000m	800m	600m	400m	200m	WP	Average	
		Position in running (margin)	5(8.8)	5(8.1)	5(6.9)	5(9.2)	5(9.5)	5(9.7)	6(10.0)	7(11.1)	8(7.8)	9(8.8)	8(9.4)		2.00
		Sectional time (s)	14.47	14.56	15.89	15.69	14.97	14.74	14.19	13.94	14.87	14.61	14.10		
		Cumulative time (s)	162.03	147.56	133.00	117.11	101.42	86.45	71.71	57.52	43.58	28.71	14.10	3:14.66	
		Speed (m/s)	13.82	13.74	12.59	12.75	13.36	13.57	14.09	14.35	13.45	13.69	14.18	13.36	
		Stride length (m)	6.52	6.62	6.28	6.36	6.60	6.62	6.72	6.82	6.56	6.38	6.50	6.50	
		Stride duration (s)	0.472	0.481	0.499	0.499	0.494	0.488	0.477	0.476	0.488	0.466	0.458	0.487	
		Stride efficiency (%)	66.40	68.40	61.69	63.21	68.03	68.40	70.51	72.77	67.19	63.62	65.98	66.09	
		Stride count	30.68	30.23	31.83	31.45	30.31	30.23	29.77	29.31	30.50	31.34	30.78	399.80	



Note: Horizontal distance axis grid lines are 200m furlongs.

Disclaimer.

HRNZ and NZMTC and Thoroughbred Ratings Pty Ltd accepts no responsibility for the completeness or accuracy of any of the information contained herein, and makes no representations about its suitability for any particular purpose. Users should make their own judgements about those matters and/or seek independent advice. You assume all risks associated with use of the data provided on this page.



Race Results



May 06, 2022, Race 9, NZB STANDARDBRED UNCUT GEMS TROTTERS CLASSIC (HCP TROT), Distance 2600m, Addington - Survey 3200m

Result	TAB no.	Horse (Barrier)	2600 to	2400m to
7th	9	Matua Tana (7)	2400m	2200m
		Position in running (margin)	-	5(6.4)
		Sectional time (s)	17.99	14.20
		Cumulative time (s)	197.01	179.02
		Speed (m/s)	11.12	14.08
		Stride length (m)	6.25	6.60
		Stride duration (s)	0.472	0.469
		Stride efficiency (%)	61.13	68.06
		Stride count	31.98	30.31

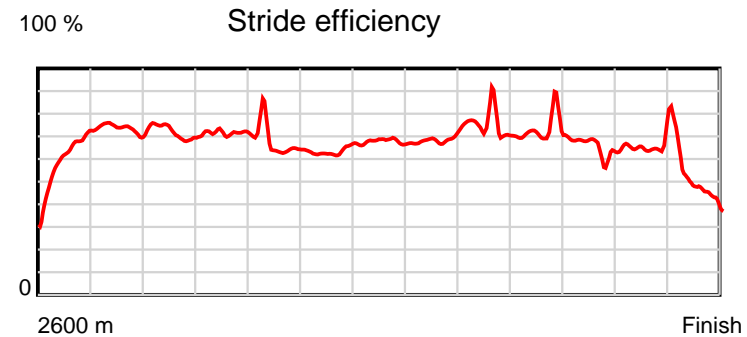
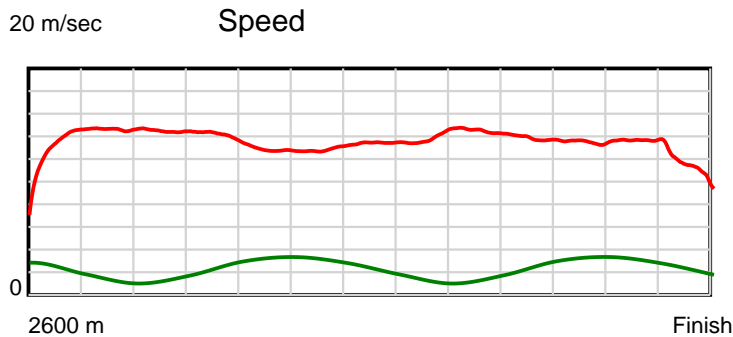
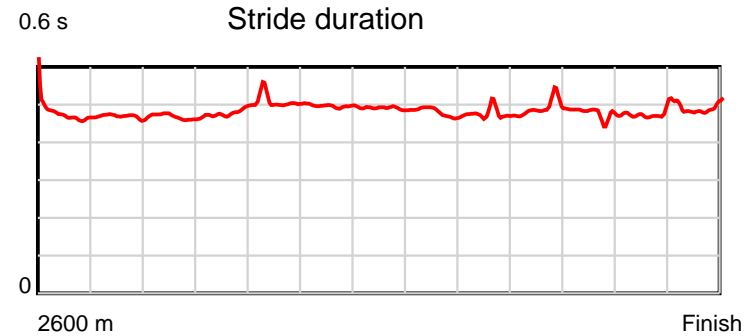
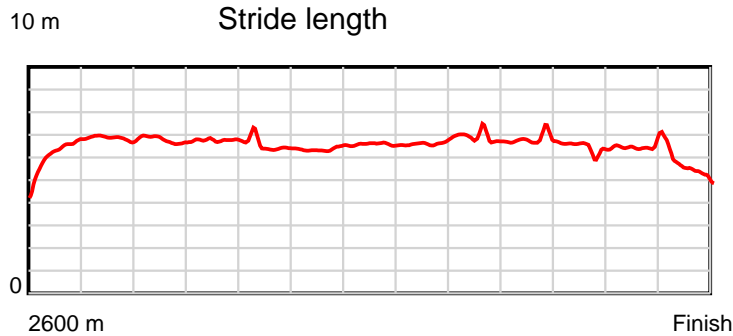
Disclaimer.

HRNZ and NZMTC and Thoroughbred Ratings Pty Ltd accepts no responsibility for the completeness or accuracy of any of the information contained herein, and makes no representations about its suitability for any particular purpose. Users should make their own judgements about those matters and/or seek independent advice. You assume all risks associated with use of the data provided on this page.

Race Results

May 06, 2022, Race 9, NZB STANDARDBRED UNCUT GEMS TROTTERS CLASSIC (HCP TROT), Distance 2600m, Addington - Survey 3200m

Result	TAB no.	Horse (Barrier)	2200m to	2000m to	1800m to	1600m to	1400m to	1200m to	1000m to	800m to	600m to	400m to	200m to	Total or	Margin
7th	9	Matua Tana (7)	2000m	1800m	1600m	1400m	1200m	1000m	800m	600m	400m	200m	WP	Average	
		Position in running (margin)	3(5.8)	3(3.1)	1(0.0)	1(0.0)	1(0.0)	1(0.0)	1(0.0)	1(0.0)	1(0.0)	1(0.0)	1(0.0)		15.40
		Sectional time (s)	14.15	14.23	15.50	15.64	14.94	14.69	14.00	14.48	14.71	14.52	17.96		
		Cumulative time (s)	164.82	150.67	136.44	120.94	105.30	90.36	75.67	61.67	47.19	32.48	17.96	3:17.01	
		Speed (m/s)	14.13	14.05	12.90	12.79	13.39	13.61	14.29	13.81	13.60	13.77	11.14	13.20	
		Stride length (m)	6.61	6.74	6.54	6.34	6.57	6.52	6.74	6.77	6.43	6.52	5.50	6.45	
		Stride duration (s)	0.467	0.480	0.507	0.496	0.490	0.479	0.472	0.490	0.473	0.473	0.493	0.489	
		Stride efficiency (%)	68.17	71.09	66.74	62.83	67.36	66.51	70.98	71.65	64.60	66.33	47.19	65.08	
		Stride count	30.28	29.65	30.60	31.54	30.46	30.66	29.67	29.54	31.11	30.70	36.40	402.90	



Note: Horizontal distance axis grid lines are 200m furlongs.

Disclaimer.

HRNZ and NZMTC and Thoroughbred Ratings Pty Ltd accepts no responsibility for the completeness or accuracy of any of the information contained herein, and makes no representations about its suitability for any particular purpose. Users should make their own judgements about those matters and/or seek independent advice. You assume all risks associated with use of the data provided on this page.



Race Results



May 06, 2022, Race 9, NZB STANDARD BRED UNCUT GEMS TROTTERS CLASSIC (HCP TROT), Distance 2600m, Addington - Survey 3200m

Result	TAB no.	Horse (Barrier)	2600 to	2400m to
8th	5	Sioux Princess (0)	2400m	2200m
		Position in running (margin)	-	10(22.1)
		Sectional time (s)	20.55	14.38
		Cumulative time (s)	197.29	176.74
		Speed (m/s)	9.73	13.91
		Stride length (m)	4.82	5.93
		Stride duration (s)	0.434	0.426
		Stride efficiency (%)	36.35	54.93
		Stride count	41.47	33.73

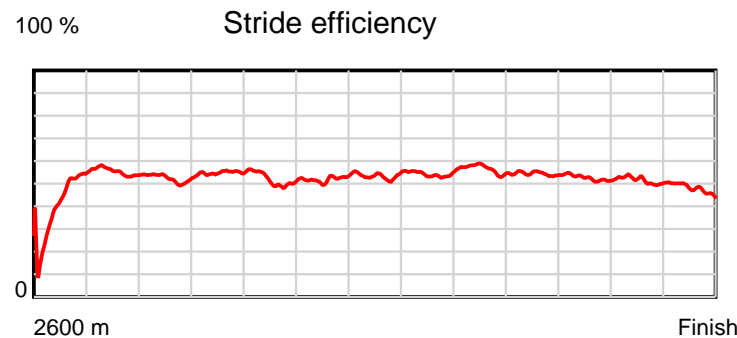
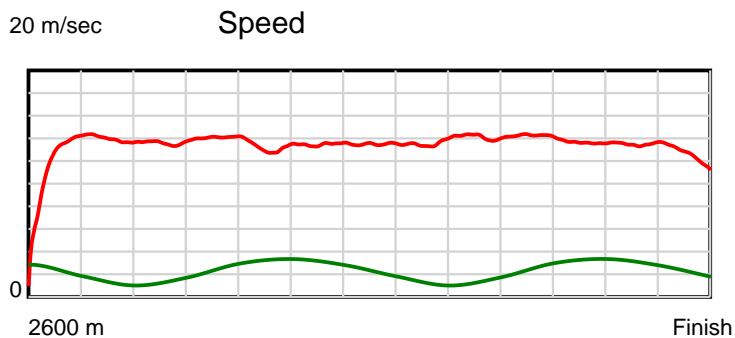
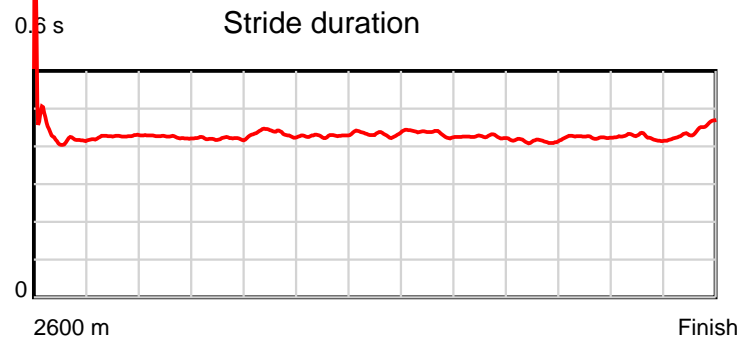
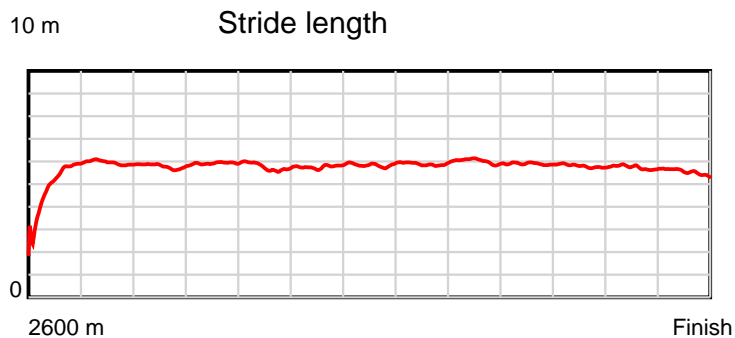
Disclaimer.

HRNZ and NZMTC and Thoroughbred Ratings Pty Ltd accepts no responsibility for the completeness or accuracy of any of the information contained herein, and makes no representations about its suitability for any particular purpose. Users should make their own judgements about those matters and/or seek independent advice. You assume all risks associated with use of the data provided on this page.

Race Results

May 06, 2022, Race 9, NZB STANDARDBRED UNCUT GEMS TROTTERS CLASSIC (HCP TROT), Distance 2600m, Addington - Survey 3200m

Result	TAB no.	Horse (Barrier)	2200m to	2000m to	1800m to	1600m to	1400m to	1200m to	1000m to	800m to	600m to	400m to	200m to	Total or	Margin
8th	5	Sioux Princess (0)	2000m	1800m	1600m	1400m	1200m	1000m	800m	600m	400m	200m	WP	Average	
		Position in running (margin)	10(22.5)	10(23.1)	10(19.6)	10(17.5)	8(12.5)	8(12.0)	8(11.6)	9(13.1)	10(10.4)	10(11.0)	10(13.0)		17.10
		Sectional time (s)	14.69	14.17	15.15	14.81	14.85	14.63	14.26	14.02	14.82	14.85	16.11		
		Cumulative time (s)	162.36	147.67	133.50	118.35	103.54	88.69	74.06	59.80	45.78	30.96	16.11	3:17.29	
		Speed (m/s)	13.61	14.11	13.20	13.50	13.47	13.67	14.03	14.27	13.50	13.47	12.41	13.18	
		Stride length (m)	5.79	5.93	5.74	5.78	5.84	5.94	5.97	5.90	5.73	5.71	5.51	5.72	
		Stride duration (s)	0.425	0.421	0.435	0.428	0.434	0.435	0.426	0.414	0.424	0.424	0.444	0.434	
		Stride efficiency (%)	52.39	55.04	51.53	52.22	53.32	55.20	55.68	54.41	51.28	51.02	47.46	51.17	
		Stride count	34.54	33.70	34.83	34.60	34.24	33.65	33.50	33.89	34.91	35.00	36.29	454.35	



Note: Horizontal distance axis grid lines are 200m furlongs.

Disclaimer.

HRNZ and NZMTC and Thoroughbred Ratings Pty Ltd accepts no responsibility for the completeness or accuracy of any of the information contained herein, and makes no representations about its suitability for any particular purpose. Users should make their own judgements about those matters and/or seek independent advice. You assume all risks associated with use of the data provided on this page.



Race Results



May 06, 2022, Race 9, NZB STANDARDBRED UNCUT GEMS TROTTERS CLASSIC (HCP TROT), Distance 2600m, Addington - Survey 3200m

Result	TAB no.	Horse (Barrier)	2600 to	2400m to
9th	1	BJ Lindenny (2)	2400m	2200m
		Position in running (margin)	-	3(2.1)
		Sectional time (s)	17.32	14.97
		Cumulative time (s)	198.08	180.76
		Speed (m/s)	11.55	13.36
		Stride length (m)	5.06	5.87
		Stride duration (s)	0.427	0.440
		Stride efficiency (%)	40.08	53.91
		Stride count	39.49	34.05

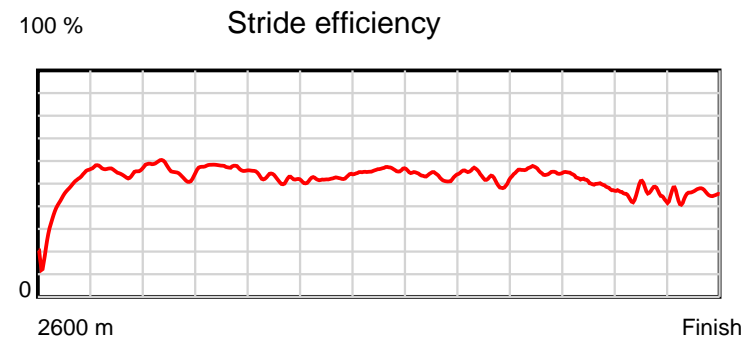
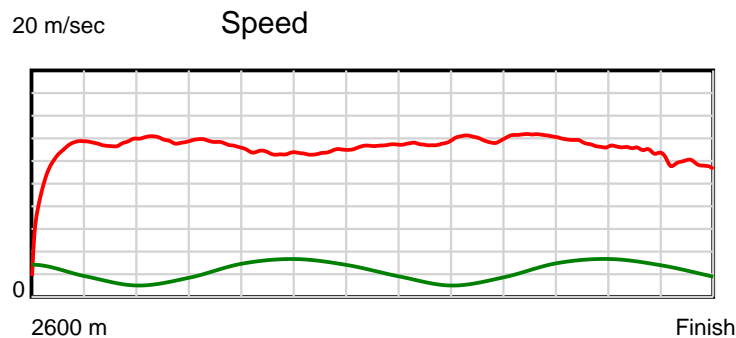
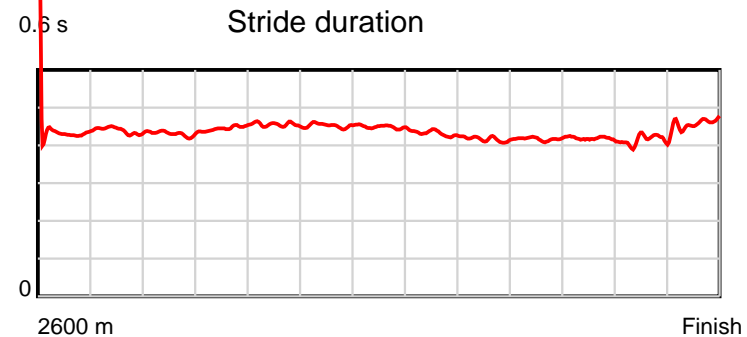
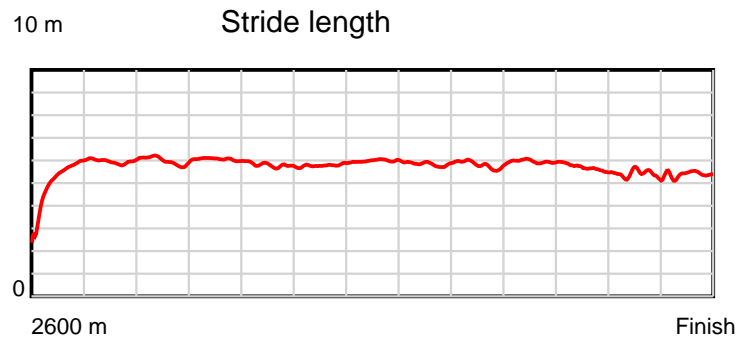
Disclaimer.

HRNZ and NZMTC and Thoroughbred Ratings Pty Ltd accepts no responsibility for the completeness or accuracy of any of the information contained herein, and makes no representations about its suitability for any particular purpose. Users should make their own judgements about those matters and/or seek independent advice. You assume all risks associated with use of the data provided on this page.

Race Results

May 06, 2022, Race 9, NZB STANDARDBRED UNCUT GEMS TROTTERS CLASSIC (HCP TROT), Distance 2600m, Addington - Survey 3200m

Result	TAB no.	Horse (Barrier)	2200m to	2000m to	1800m to	1600m to	1400m to	1200m to	1000m to	800m to	600m to	400m to	200m to	Total or	Margin
9th	1	BJ Lindenny (2)	2000m	1800m	1600m	1400m	1200m	1000m	800m	600m	400m	200m	WP	Average	
		Position in running (margin)	4(6.0)	4(5.6)	4(5.6)	4(7.0)	4(6.9)	4(7.4)	4(7.8)	5(9.5)	6(6.8)	7(6.9)	9(10.9)		21.60
		Sectional time (s)	14.52	14.76	15.74	15.62	15.02	14.75	14.29	14.02	14.74	15.17	17.16		
		Cumulative time (s)	165.79	151.27	136.51	120.77	105.15	90.13	75.38	61.09	47.07	32.33	17.16	3:18.08	
		Speed (m/s)	13.77	13.55	12.71	12.80	13.32	13.56	14.00	14.27	13.57	13.18	11.66	13.13	
		Stride length (m)	5.94	6.04	5.78	5.79	5.97	5.85	5.82	5.95	5.66	5.45	5.37	5.72	
		Stride duration (s)	0.431	0.446	0.455	0.453	0.449	0.431	0.416	0.417	0.417	0.414	0.461	0.436	
		Stride efficiency (%)	55.11	56.98	52.23	52.45	55.74	53.46	52.92	55.40	50.15	46.46	45.02	51.17	
		Stride count	33.68	33.12	34.59	34.52	33.49	34.20	34.37	33.59	35.31	36.68	37.26	454.35	



Note: Horizontal distance axis grid lines are 200m furlongs.

Disclaimer.

HRNZ and NZMTC and Thoroughbred Ratings Pty Ltd accepts no responsibility for the completeness or accuracy of any of the information contained herein, and makes no representations about its suitability for any particular purpose. Users should make their own judgements about those matters and/or seek independent advice. You assume all risks associated with use of the data provided on this page.



Race Results



May 06, 2022, Race 9, NZB STANDARDBRED UNCUT GEMS TROTTERS CLASSIC (HCP TROT), Distance 2600m, Addington - Survey 3200m

Result	TAB no.	Horse (Barrier)	2600 to	2400m to
10th	3	My Moment's No... (8)	2400m	2200m
		Position in running (margin)	-	1(0.0)
		Sectional time (s)	16.72	14.89
		Cumulative time (s)	198.23	181.51
		Speed (m/s)	11.97	13.43
		Stride length (m)	5.98	6.43
		Stride duration (s)	0.507	0.478
		Stride efficiency (%)	55.82	64.52
		Stride count	33.46	31.13

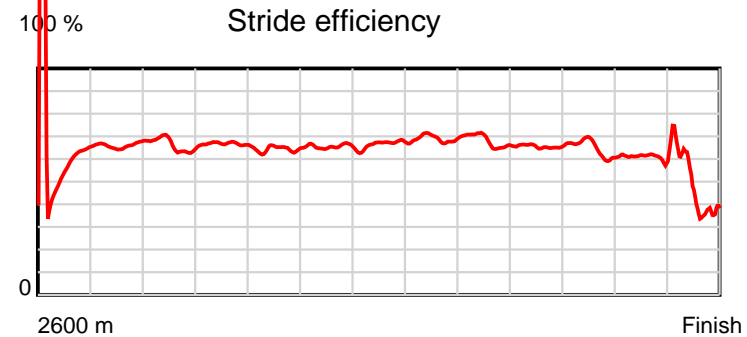
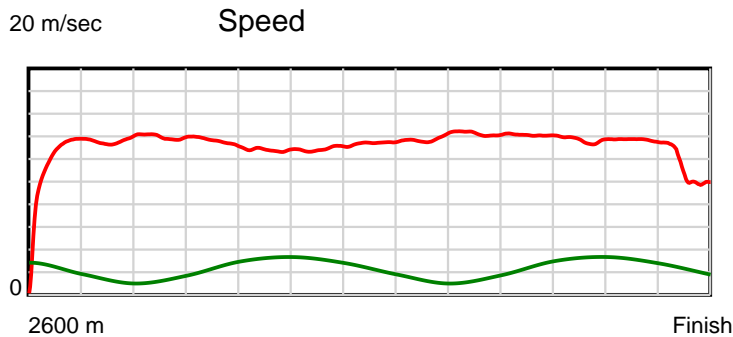
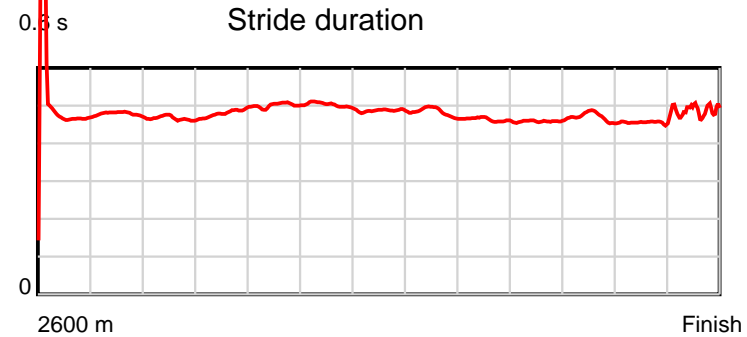
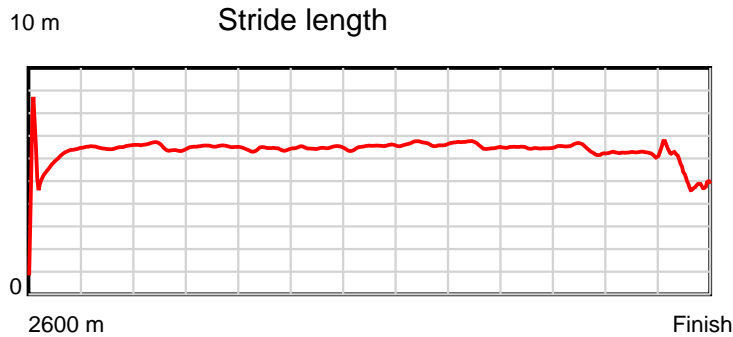
Disclaimer.

HRNZ and NZMTC and Thoroughbred Ratings Pty Ltd accepts no responsibility for the completeness or accuracy of any of the information contained herein, and makes no representations about its suitability for any particular purpose. Users should make their own judgements about those matters and/or seek independent advice. You assume all risks associated with use of the data provided on this page.

Race Results

May 06, 2022, Race 9, NZB STANDARDBRED UNCUT GEMS TROTTERS CLASSIC (HCP TROT), Distance 2600m, Addington - Survey 3200m

Result	TAB no.	Horse (Barrier)	2200m to	2000m to	1800m to	1600m to	1400m to	1200m to	1000m to	800m to	600m to	400m to	200m to	Total or	Margin
10th	3	My Moment's No... (8)	2000m	1800m	1600m	1400m	1200m	1000m	800m	600m	400m	200m	WP	Average	
		Position in running (margin)	2(3.4)	2(2.6)	3(3.1)	3(4.3)	3(4.5)	3(4.9)	3(5.2)	3(5.6)	3(3.9)	4(3.1)	5(3.6)		22.40
		Sectional time (s)	14.45	14.84	15.70	15.69	14.99	14.75	14.07	14.20	14.57	14.60	18.76		
		Cumulative time (s)	166.62	152.17	137.33	121.63	105.94	90.95	76.20	62.13	47.93	33.36	18.76	3:18.23	
		Speed (m/s)	13.84	13.48	12.74	12.75	13.34	13.56	14.21	14.08	13.73	13.70	10.66	13.12	
		Stride length (m)	6.45	6.49	6.38	6.40	6.49	6.54	6.58	6.46	6.44	6.25	4.93	6.26	
		Stride duration (s)	0.466	0.481	0.501	0.502	0.486	0.482	0.463	0.459	0.469	0.456	0.462	0.477	
		Stride efficiency (%)	65.05	65.80	63.63	63.98	65.75	66.90	67.60	65.26	64.80	61.08	37.95	61.22	
		Stride count	31.00	30.82	31.34	31.26	30.83	30.57	30.41	30.95	31.06	31.99	40.58	415.40	



Note: Horizontal distance axis grid lines are 200m furlongs.

Disclaimer.

HRNZ and NZMTC and Thoroughbred Ratings Pty Ltd accepts no responsibility for the completeness or accuracy of any of the information contained herein, and makes no representations about its suitability for any particular purpose. Users should make their own judgements about those matters and/or seek independent advice. You assume all risks associated with use of the data provided on this page.