



Race Results

NZ Metropolitan Trotting Club Inc, HRNZ, May 10, 2022

Compilation date: May 10, 2022, 5:19:37 PM (NZST)

Copyright © 2022 HRNZ and NZMTC. All rights reserved.

Trademarks.

StrideMASTER is a registered trademark of Thoroughbred Ratings Pty Ltd.

Disclaimer.

HRNZ and NZMTC and Thoroughbred Ratings Pty Ltd accepts no responsibility for the completeness or accuracy of any of the information contained herein, and makes no representations about its suitability for any particular purpose. Users should make their own judgements about those matters and/or seek independent advice. You assume all risks associated with use of the data provided on this page.



Race Results



May 10, 2022, Race 4, BEACON BILLBOARDS PACE, Distance 2600m, Addington - Survey 3200m

Result	TAB no.	Horse (Barrier)	2600 to	2400m to
1st	3	Blitzem Bromac (3)	2400m	2200m
		Position in running (margin)	-	8(13.7)
		Sectional time (s)	17.60	14.58
		Cumulative time (s)	196.71	179.11
		Speed (m/s)	11.36	13.72
		Stride length (m)	5.06	6.09
		Stride duration (s)	0.428	0.444
		Stride efficiency (%)	40.06	57.88
		Stride count	39.50	32.86

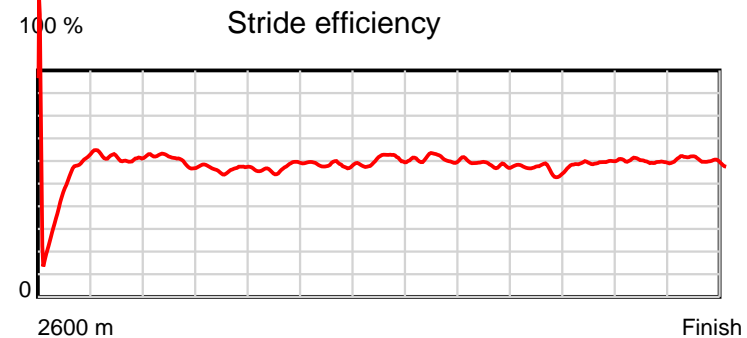
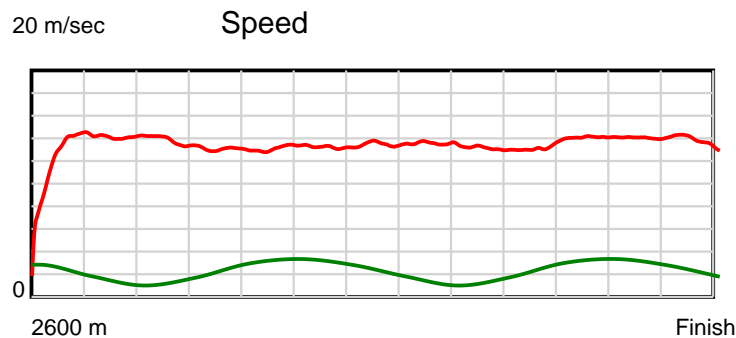
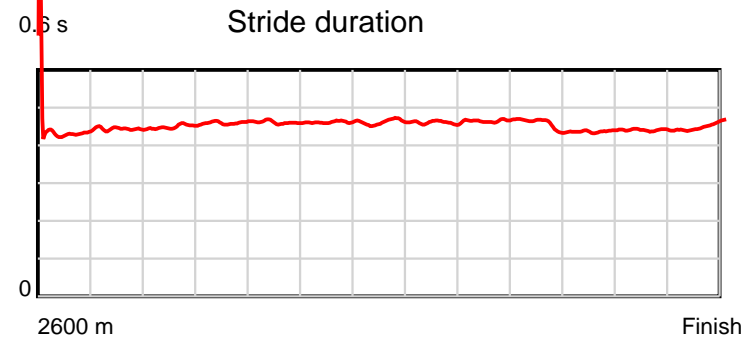
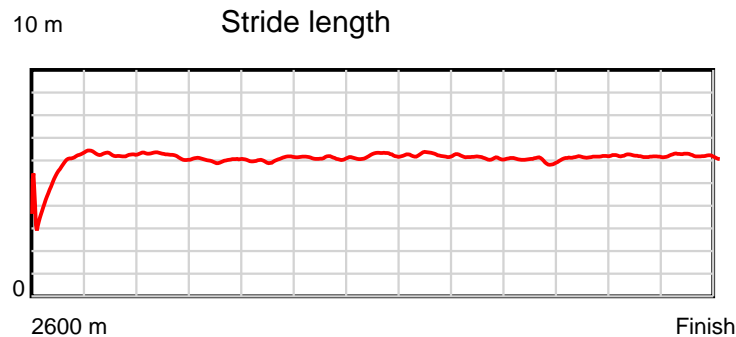
Disclaimer.

HRNZ and NZMTC and Thoroughbred Ratings Pty Ltd accepts no responsibility for the completeness or accuracy of any of the information contained herein, and makes no representations about its suitability for any particular purpose. Users should make their own judgements about those matters and/or seek independent advice. You assume all risks associated with use of the data provided on this page.

Race Results

May 10, 2022, Race 4, BEACON BILLBOARDS PACE, Distance 2600m, Addington - Survey 3200m

Result	TAB no.	Horse (Barrier)	2200m to	2000m to	1800m to	1600m to	1400m to	1200m to	1000m to	800m to	600m to	400m to	200m to	Total or	Margin
1st	3	Blitzem Bromac (3)	2000m	1800m	1600m	1400m	1200m	1000m	800m	600m	400m	200m	WP	Average	
		Position in running (margin)	9(16.2)	9(16.3)	9(15.6)	9(11.3)	9(11.3)	8(8.9)	7(7.2)	6(4.8)	4(2.5)	1(0.0)	1(0.0)		0.00
		Sectional time (s)	14.61	15.28	15.42	15.30	14.84	15.11	15.35	15.06	14.44	14.30	14.82		
		Cumulative time (s)	164.53	149.92	134.64	119.22	103.92	89.08	73.97	58.62	43.56	29.12	14.82	3:16.71	
		Speed (m/s)	13.69	13.09	12.97	13.07	13.48	13.24	13.03	13.28	13.85	13.99	13.50	13.22	
		Stride length (m)	6.16	6.02	5.97	6.04	6.22	6.10	6.06	6.03	6.06	6.16	6.11	5.99	
		Stride duration (s)	0.450	0.460	0.461	0.462	0.462	0.461	0.465	0.454	0.437	0.441	0.452	0.453	
		Stride efficiency (%)	59.24	56.64	55.75	56.96	60.43	58.18	57.41	56.87	57.38	59.32	58.26	56.09	
		Stride count	32.48	33.22	33.49	33.13	32.16	32.78	33.00	33.15	33.00	32.46	32.75	433.98	



Note: Horizontal distance axis grid lines are 200m furlongs.

Disclaimer.

HRNZ and NZMTC and Thoroughbred Ratings Pty Ltd accepts no responsibility for the completeness or accuracy of any of the information contained herein, and makes no representations about its suitability for any particular purpose. Users should make their own judgements about those matters and/or seek independent advice. You assume all risks associated with use of the data provided on this page.



Race Results



May 10, 2022, Race 4, BEACON BILLBOARDS PACE, Distance 2600m, Addington - Survey 3200m

Result	TAB no.	Horse (Barrier)	2600 to	2400m to
2nd	5	Westar Lad (5)	2400m	2200m
		Position in running (margin)	-	2(2.1)
		Sectional time (s)	15.76	14.49
		Cumulative time (s)	197.04	181.28
		Speed (m/s)	12.69	13.80
		Stride length (m)	6.29	6.85
		Stride duration (s)	0.492	0.496
		Stride efficiency (%)	61.78	73.23
		Stride count	31.81	29.22

Disclaimer.

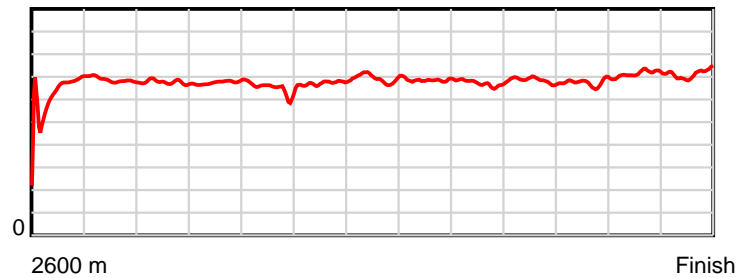
HRNZ and NZMTC and Thoroughbred Ratings Pty Ltd accepts no responsibility for the completeness or accuracy of any of the information contained herein, and makes no representations about its suitability for any particular purpose. Users should make their own judgements about those matters and/or seek independent advice. You assume all risks associated with use of the data provided on this page.

Race Results

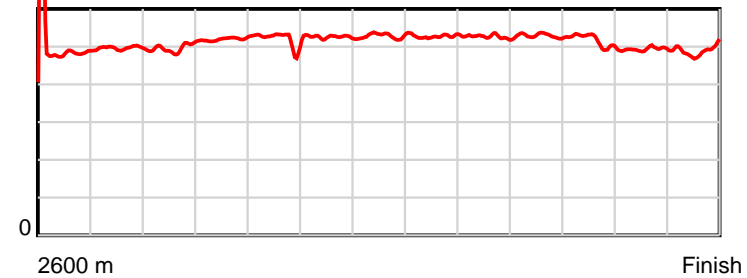
May 10, 2022, Race 4, BEACON BILLBOARDS PACE, Distance 2600m, Addington - Survey 3200m

Result	TAB no.	Horse (Barrier)	2200m to	2000m to	1800m to	1600m to	1400m to	1200m to	1000m to	800m to	600m to	400m to	200m to	Total or	Margin
2nd	5	Westar Lad (5)	2000m	1800m	1600m	1400m	1200m	1000m	800m	600m	400m	200m	WP	Average	
		Position in running (margin)	4(4.1)	4(5.2)	4(5.3)	4(5.0)	4(5.8)	5(5.3)	6(5.3)	7(5.3)	8(5.7)	9(8.9)	7(6.9)		1.90
		Sectional time (s)	14.78	15.40	16.10	15.42	15.17	15.38	15.76	15.50	15.39	13.98	13.91		
		Cumulative time (s)	166.79	152.01	136.61	120.51	105.09	89.92	74.54	58.78	43.28	27.89	13.91	3:17.04	
		Speed (m/s)	13.53	12.99	12.42	12.97	13.18	13.00	12.69	12.90	13.00	14.31	14.38	13.20	
		Stride length (m)	6.72	6.75	6.40	6.81	6.97	6.85	6.67	6.82	6.68	7.02	7.10	6.76	
		Stride duration (s)	0.497	0.520	0.515	0.525	0.529	0.527	0.525	0.529	0.514	0.491	0.494	0.512	
		Stride efficiency (%)	70.54	71.28	64.09	72.43	75.91	73.38	69.47	72.67	69.80	76.94	78.67	71.32	
		Stride count	29.77	29.61	31.23	29.38	28.69	29.19	30.00	29.33	29.93	28.50	28.19	384.85	

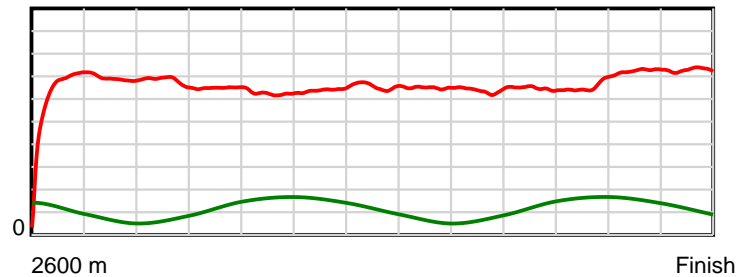
10 m Stride length



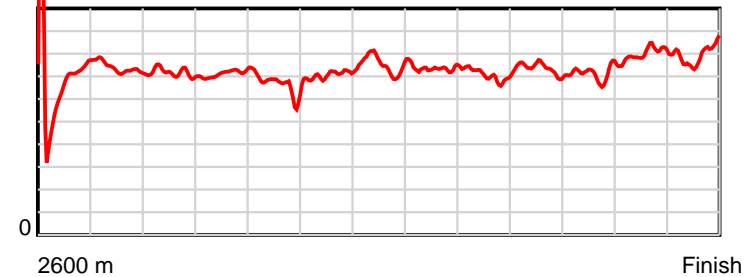
0.5 s Stride duration



20 m/sec Speed



100 % Stride efficiency



Note: Horizontal distance axis grid lines are 200m furlongs.

Disclaimer.

HRNZ and NZMTC and Thoroughbred Ratings Pty Ltd accepts no responsibility for the completeness or accuracy of any of the information contained herein, and makes no representations about its suitability for any particular purpose. Users should make their own judgements about those matters and/or seek independent advice. You assume all risks associated with use of the data provided on this page.



Race Results



May 10, 2022, Race 4, BEACON BILLBOARDS PACE, Distance 2600m, Addington - Survey 3200m

Result	TAB no.	Horse (Barrier)	2600 to	2400m to
3rd	4	Cheekygrin (4)	2400m	2200m
		Position in running (margin)	-	4(3.7)
		Sectional time (s)	15.99	14.04
		Cumulative time (s)	197.17	181.18
		Speed (m/s)	12.51	14.25
		Stride length (m)	5.39	6.00
		Stride duration (s)	0.429	0.421
		Stride efficiency (%)	45.32	56.30
		Stride count	37.14	33.32

Disclaimer.

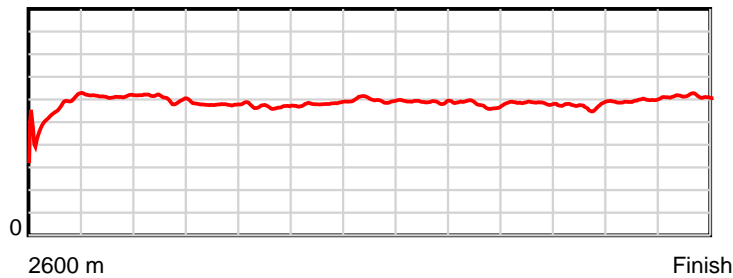
HRNZ and NZMTC and Thoroughbred Ratings Pty Ltd accepts no responsibility for the completeness or accuracy of any of the information contained herein, and makes no representations about its suitability for any particular purpose. Users should make their own judgements about those matters and/or seek independent advice. You assume all risks associated with use of the data provided on this page.

Race Results

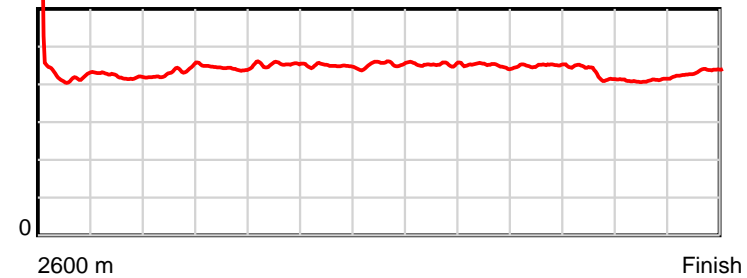
May 10, 2022, Race 4, BEACON BILLBOARDS PACE, Distance 2600m, Addington - Survey 3200m

Result	TAB no.	Horse (Barrier)	2200m to	2000m to	1800m to	1600m to	1400m to	1200m to	1000m to	800m to	600m to	400m to	200m to	Total or	Margin
3rd	4	Cheekygrin (4)	2000m	1800m	1600m	1400m	1200m	1000m	800m	600m	400m	200m	WP	Average	
		Position in running (margin)	3(3.0)	3(3.2)	3(3.3)	3(2.7)	3(3.8)	3(3.7)	4(3.8)	5(3.6)	6(3.8)	6(6.3)	4(5.2)		2.50
		Sectional time (s)	14.64	15.40	16.05	15.47	15.23	15.40	15.73	15.47	15.27	14.13	14.35		
		Cumulative time (s)	167.14	152.50	137.10	121.05	105.58	90.35	74.95	59.22	43.75	28.48	14.35	3:17.17	
		Speed (m/s)	13.66	12.99	12.46	12.93	13.13	12.99	12.71	12.93	13.10	14.15	13.94	13.19	
		Stride length (m)	5.93	5.75	5.66	5.80	5.95	5.88	5.72	5.82	5.64	5.82	6.05	5.79	
		Stride duration (s)	0.434	0.443	0.454	0.449	0.453	0.453	0.450	0.450	0.431	0.411	0.434	0.439	
		Stride efficiency (%)	54.98	51.62	50.07	52.56	55.34	54.09	51.05	52.96	49.68	52.86	57.15	52.47	
		Stride count	33.72	34.80	35.33	34.49	33.61	33.99	34.99	34.36	35.47	34.39	33.07	448.68	

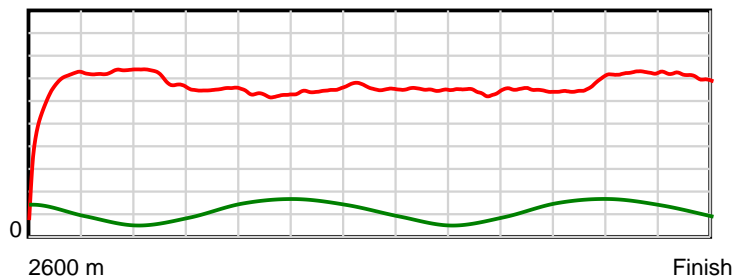
10 m Stride length



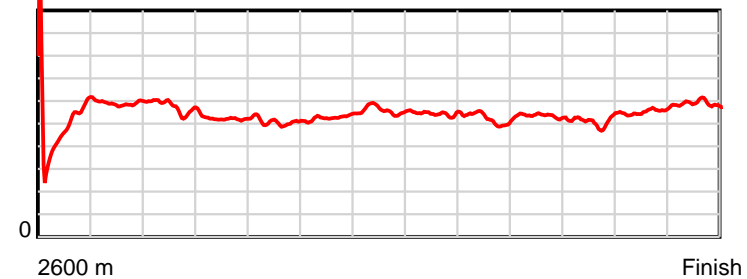
0.5 s Stride duration



20 m/sec Speed



100 % Stride efficiency



Note: Horizontal distance axis grid lines are 200m furlongs.

Disclaimer.

HRNZ and NZMTC and Thoroughbred Ratings Pty Ltd accepts no responsibility for the completeness or accuracy of any of the information contained herein, and makes no representations about its suitability for any particular purpose. Users should make their own judgements about those matters and/or seek independent advice. You assume all risks associated with use of the data provided on this page.



Race Results



May 10, 2022, Race 4, BEACON BILLBOARDS PACE, Distance 2600m, Addington - Survey 3200m

Result	TAB no.	Horse (Barrier)	2600 to	2400m to
4th	6	Midnight Sioux (6)	2400m	2200m
		Position in running (margin)	-	5(5.1)
		Sectional time (s)	16.18	14.32
		Cumulative time (s)	197.72	181.54
		Speed (m/s)	12.36	13.97
		Stride length (m)	5.58	6.28
		Stride duration (s)	0.450	0.450
		Stride efficiency (%)	48.62	61.71
		Stride count	35.85	31.83

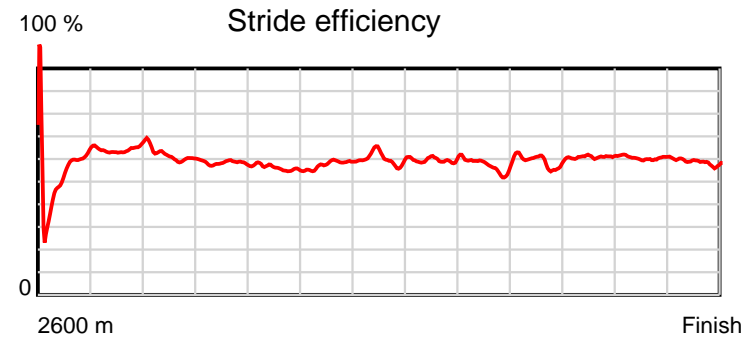
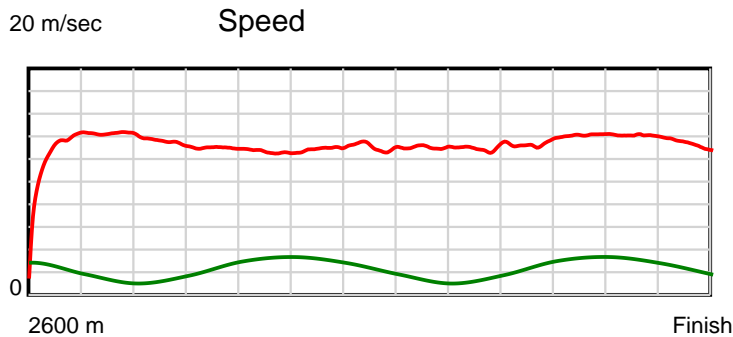
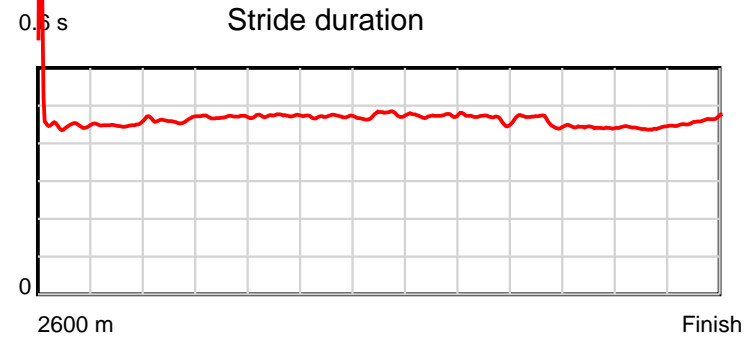
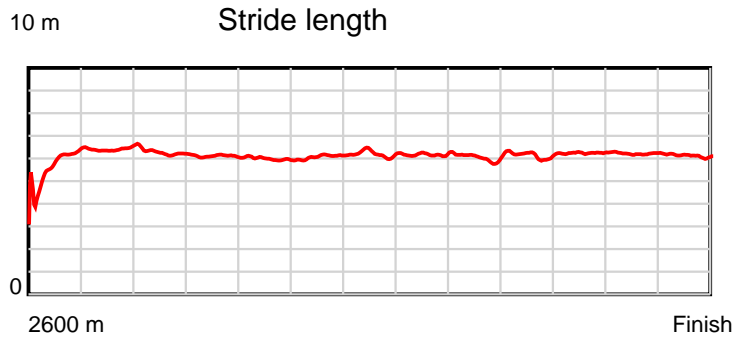
Disclaimer.

HRNZ and NZMTC and Thoroughbred Ratings Pty Ltd accepts no responsibility for the completeness or accuracy of any of the information contained herein, and makes no representations about its suitability for any particular purpose. Users should make their own judgements about those matters and/or seek independent advice. You assume all risks associated with use of the data provided on this page.

Race Results

May 10, 2022, Race 4, BEACON BILLBOARDS PACE, Distance 2600m, Addington - Survey 3200m

Result	TAB no.	Horse (Barrier)	2200m to	2000m to	1800m to	1600m to	1400m to	1200m to	1000m to	800m to	600m to	400m to	200m to	Total or	Margin
4th	6	Midnight Sioux (6)	2000m	1800m	1600m	1400m	1200m	1000m	800m	600m	400m	200m	WP	Average	
		Position in running (margin)	5(6.0)	5(8.0)	5(8.3)	5(6.7)	6(8.2)	7(8.2)	8(7.9)	8(6.6)	7(4.4)	3(3.1)	2(3.6)		5.60
		Sectional time (s)	14.93	15.44	15.87	15.55	15.23	15.34	15.55	15.07	14.64	14.39	15.21		
		Cumulative time (s)	167.22	152.29	136.85	120.98	105.43	90.20	74.86	59.31	44.24	29.60	15.21	3:17.72	
		Speed (m/s)	13.40	12.95	12.60	12.86	13.13	13.04	12.86	13.27	13.66	13.90	13.15	13.15	
		Stride length (m)	6.18	6.08	5.97	6.06	6.24	6.18	5.99	6.12	6.04	6.14	6.06	6.07	
		Stride duration (s)	0.462	0.470	0.473	0.471	0.475	0.474	0.466	0.461	0.442	0.442	0.461	0.461	
		Stride efficiency (%)	59.73	57.85	55.66	57.34	60.85	59.63	56.04	58.47	57.00	58.86	57.34	57.48	
		Stride count	32.35	32.87	33.51	33.02	32.05	32.38	33.40	32.70	33.11	32.59	33.02	428.68	



Note: Horizontal distance axis grid lines are 200m furlongs.

Disclaimer.

HRNZ and NZMTC and Thoroughbred Ratings Pty Ltd accepts no responsibility for the completeness or accuracy of any of the information contained herein, and makes no representations about its suitability for any particular purpose. Users should make their own judgements about those matters and/or seek independent advice. You assume all risks associated with use of the data provided on this page.



Race Results



May 10, 2022, Race 4, BEACON BILLBOARDS PACE, Distance 2600m, Addington - Survey 3200m

Result	TAB no.	Horse (Barrier)	2600 to	2400m to
5th	7	Yankee Jay (7)	2400m	2200m
		Position in running (margin)	-	1(0.0)
		Sectional time (s)	15.31	14.45
		Cumulative time (s)	198.12	182.81
		Speed (m/s)	13.06	13.84
		Stride length (m)	5.76	6.32
		Stride duration (s)	0.438	0.457
		Stride efficiency (%)	51.81	62.41
		Stride count	34.73	31.65

Disclaimer.

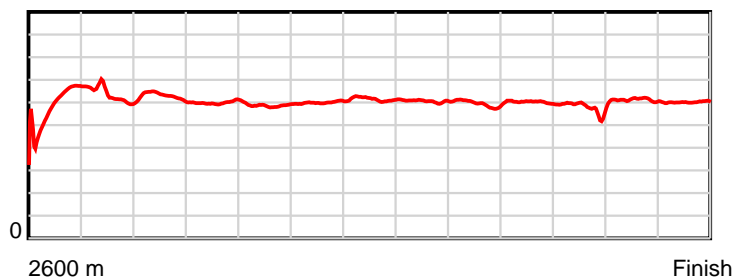
HRNZ and NZMTC and Thoroughbred Ratings Pty Ltd accepts no responsibility for the completeness or accuracy of any of the information contained herein, and makes no representations about its suitability for any particular purpose. Users should make their own judgements about those matters and/or seek independent advice. You assume all risks associated with use of the data provided on this page.

Race Results

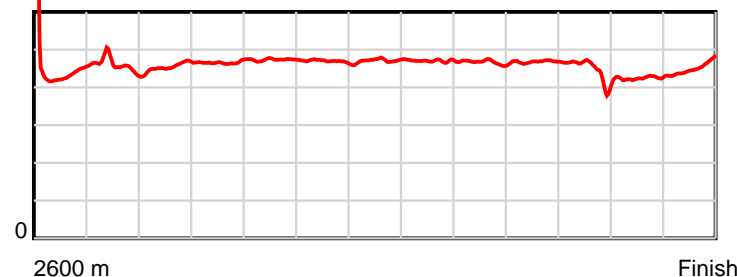
May 10, 2022, Race 4, BEACON BILLBOARDS PACE, Distance 2600m, Addington - Survey 3200m

Result	TAB no.	Horse (Barrier)	2200m to	2000m to	1800m to	1600m to	1400m to	1200m to	1000m to	800m to	600m to	400m to	200m to	Total or	Margin
5th	7	Yankee Jay (7)	2000m	1800m	1600m	1400m	1200m	1000m	800m	600m	400m	200m	WP	Average	
		Position in running (margin)	2(1.7)	2(1.0)	2(1.1)	2(1.2)	2(2.1)	2(2.0)	3(1.6)	3(2.0)	5(5.9)	5(5.6)			7.80
		Sectional time (s)	14.49	15.40	16.15	15.45	15.24	15.39	15.68	15.50	15.51	14.26	15.29		
		Cumulative time (s)	168.36	153.87	138.47	122.32	106.87	91.63	76.24	60.56	45.06	29.55	15.29	3:18.12	
		Speed (m/s)	13.80	12.99	12.38	12.94	13.12	13.00	12.76	12.90	12.89	14.03	13.08	13.12	
		Stride length (m)	6.28	6.05	5.86	6.07	6.19	6.11	5.95	6.04	5.73	5.96	5.94	6.02	
		Stride duration (s)	0.455	0.466	0.473	0.469	0.471	0.470	0.466	0.469	0.445	0.425	0.454	0.458	
		Stride efficiency (%)	61.67	57.23	53.68	57.66	59.82	58.30	55.28	57.10	51.39	55.57	55.11	56.55	
		Stride count	31.84	33.05	34.12	32.92	32.32	32.74	33.63	33.09	34.88	33.54	33.68	432.19	

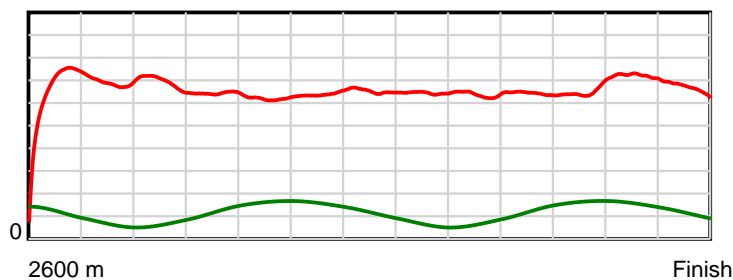
10 m Stride length



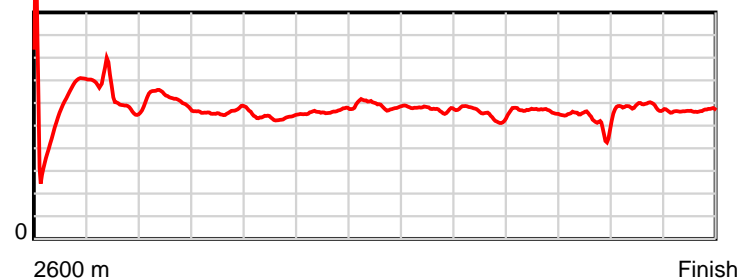
0.5 s Stride duration



20 m/sec Speed



100 % Stride efficiency



Note: Horizontal distance axis grid lines are 200m furlongs.

Disclaimer.

HRNZ and NZMTC and Thoroughbred Ratings Pty Ltd accepts no responsibility for the completeness or accuracy of any of the information contained herein, and makes no representations about its suitability for any particular purpose. Users should make their own judgements about those matters and/or seek independent advice. You assume all risks associated with use of the data provided on this page.



Race Results



May 10, 2022, Race 4, BEACON BILLBOARDS PACE, Distance 2600m, Addington - Survey 3200m

Result	TAB no.	Horse (Barrier)	2600 to	2400m to
6th	9	Nadira Franco (9)	2400m	2200m
		Position in running (margin)	-	7(11.1)
		Sectional time (s)	17.19	14.57
		Cumulative time (s)	198.33	181.14
		Speed (m/s)	11.63	13.73
		Stride length (m)	5.50	6.16
		Stride duration (s)	0.466	0.449
		Stride efficiency (%)	47.28	59.30
		Stride count	36.36	32.47

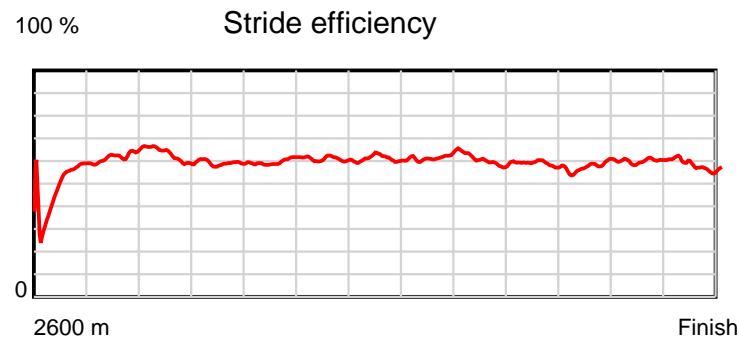
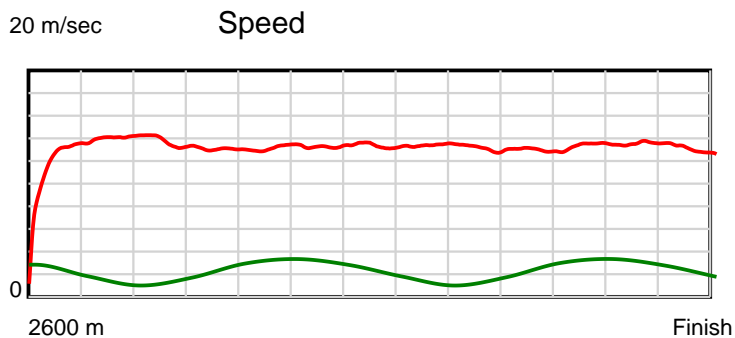
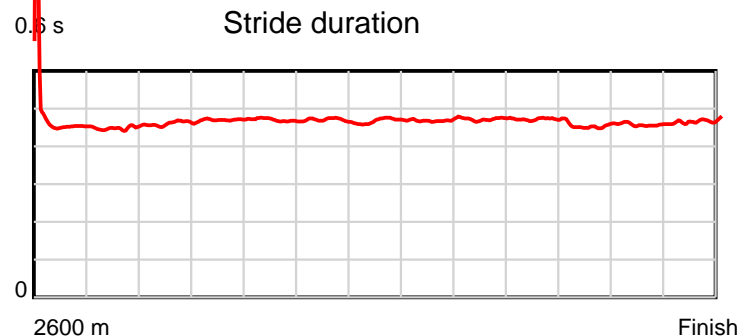
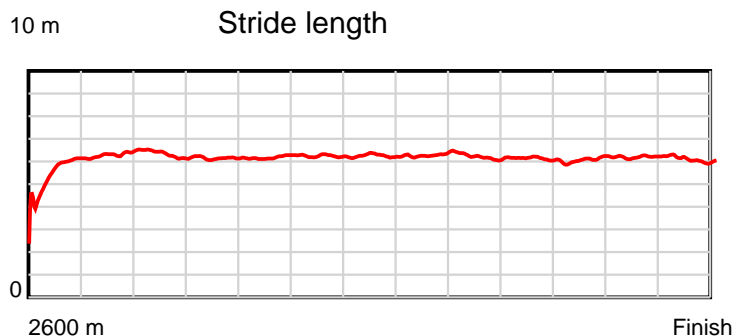
Disclaimer.

HRNZ and NZMTC and Thoroughbred Ratings Pty Ltd accepts no responsibility for the completeness or accuracy of any of the information contained herein, and makes no representations about its suitability for any particular purpose. Users should make their own judgements about those matters and/or seek independent advice. You assume all risks associated with use of the data provided on this page.

Race Results

May 10, 2022, Race 4, BEACON BILLBOARDS PACE, Distance 2600m, Addington - Survey 3200m

Result	TAB no.	Horse (Barrier)	2200m to	2000m to	1800m to	1600m to	1400m to	1200m to	1000m to	800m to	600m to	400m to	200m to	Total or	Margin
6th	9	Nadira Franco (9)	2000m	1800m	1600m	1400m	1200m	1000m	800m	600m	400m	200m	WP	Average	
		Position in running (margin)	7(13.6)	8(14.6)	8(13.6)	8(9.1)	7(9.1)	6(6.6)	5(5.2)	4(2.7)	5(2.6)	4(3.6)	6(6.4)		9.00
		Sectional time (s)	14.76	15.23	15.39	15.30	14.83	15.15	15.34	15.44	15.01	14.76	15.36		
		Cumulative time (s)	166.57	151.81	136.58	121.19	105.89	91.06	75.91	60.57	45.13	30.12	15.36	3:18.33	
		Speed (m/s)	13.55	13.13	13.00	13.07	13.49	13.20	13.04	12.95	13.32	13.55	13.02	13.11	
		Stride length (m)	6.24	6.18	6.11	6.15	6.31	6.20	6.15	6.12	6.04	6.20	6.09	6.10	
		Stride duration (s)	0.460	0.471	0.470	0.470	0.468	0.470	0.472	0.472	0.453	0.458	0.468	0.466	
		Stride efficiency (%)	60.81	59.71	58.26	59.04	62.16	60.00	59.16	58.47	56.94	60.11	57.96	58.23	
		Stride count	32.06	32.35	32.75	32.54	31.71	32.28	32.50	32.70	33.13	32.25	32.84	425.94	



Note: Horizontal distance axis grid lines are 200m furlongs.

Disclaimer.

HRNZ and NZMTC and Thoroughbred Ratings Pty Ltd accepts no responsibility for the completeness or accuracy of any of the information contained herein, and makes no representations about its suitability for any particular purpose. Users should make their own judgements about those matters and/or seek independent advice. You assume all risks associated with use of the data provided on this page.



Race Results



May 10, 2022, Race 4, BEACON BILLBOARDS PACE, Distance 2600m, Addington - Survey 3200m

Result	TAB no.	Horse (Barrier)	2600 to	2400m to
7th	10	Pure Courage (0)	2400m	2200m
		Position in running (margin)	-	6(8.6)
		Sectional time (s)	16.89	14.40
		Cumulative time (s)	198.44	181.55
		Speed (m/s)	11.84	13.89
		Stride length (m)	5.69	6.01
		Stride duration (s)	0.433	0.433
		Stride efficiency (%)	50.52	56.49
		Stride count	35.17	33.26

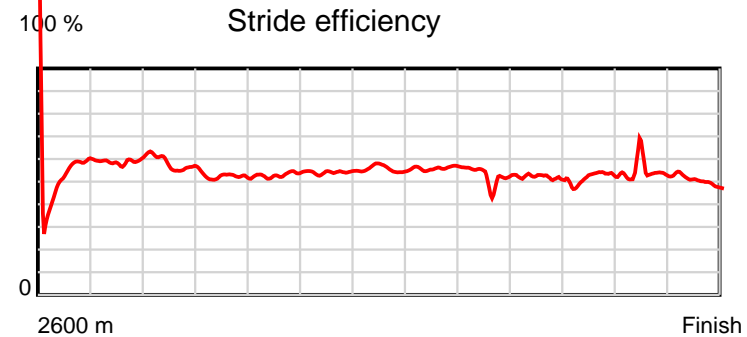
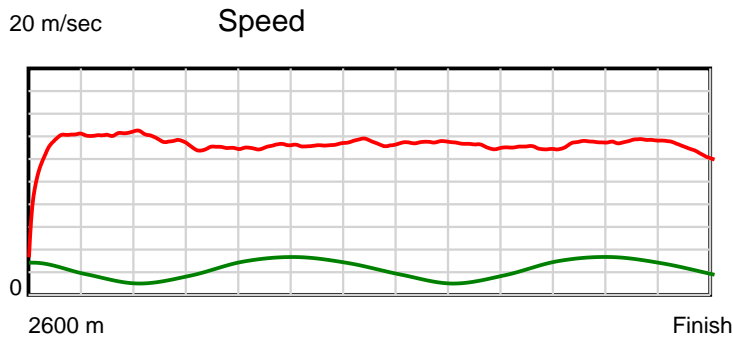
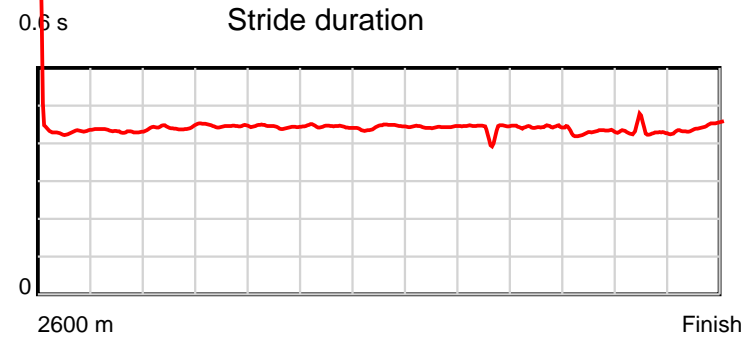
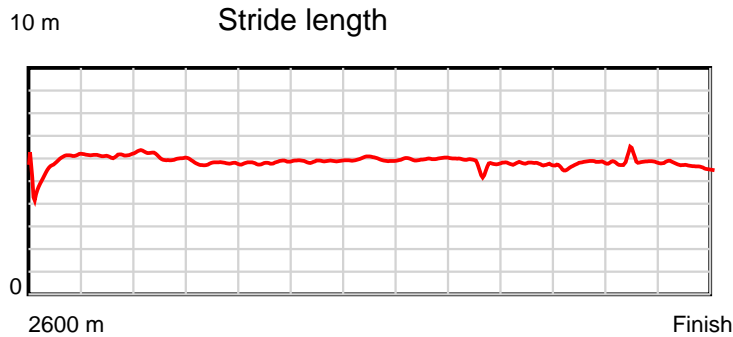
Disclaimer.

HRNZ and NZMTC and Thoroughbred Ratings Pty Ltd accepts no responsibility for the completeness or accuracy of any of the information contained herein, and makes no representations about its suitability for any particular purpose. Users should make their own judgements about those matters and/or seek independent advice. You assume all risks associated with use of the data provided on this page.

Race Results

May 10, 2022, Race 4, BEACON BILLBOARDS PACE, Distance 2600m, Addington - Survey 3200m

Result	TAB no.	Horse (Barrier)	2200m to	2000m to	1800m to	1600m to	1400m to	1200m to	1000m to	800m to	600m to	400m to	200m to	Total or	Margin
7th	10	Pure Courage (0)	2000m	1800m	1600m	1400m	1200m	1000m	800m	600m	400m	200m	WP	Average	
		Position in running (margin)	6(10.0)	6(10.7)	6(11.3)	6(7.2)	5(7.0)	4(5.0)	3(2.9)	2(0.8)	2(1.0)	2(1.9)	3(4.1)		9.60
		Sectional time (s)	14.72	15.49	15.45	15.26	14.92	15.05	15.40	15.47	15.01	14.67	15.71		
		Cumulative time (s)	167.15	152.43	136.94	121.49	106.23	91.31	76.26	60.86	45.39	30.38	15.71	3:18.44	
		Speed (m/s)	13.59	12.91	12.94	13.11	13.40	13.29	12.99	12.93	13.32	13.63	12.73	13.10	
		Stride length (m)	6.02	5.76	5.75	5.83	5.94	5.90	5.69	5.72	5.71	5.87	5.66	5.81	
		Stride duration (s)	0.443	0.446	0.444	0.445	0.443	0.444	0.438	0.443	0.429	0.430	0.445	0.443	
		Stride efficiency (%)	56.55	51.88	51.69	53.11	55.10	54.41	50.53	51.19	51.00	53.83	50.12	52.74	
		Stride count	33.25	34.71	34.77	34.31	33.68	33.90	35.17	34.94	35.01	34.07	35.31	447.55	



Note: Horizontal distance axis grid lines are 200m furlongs.

Disclaimer.

HRNZ and NZMTC and Thoroughbred Ratings Pty Ltd accepts no responsibility for the completeness or accuracy of any of the information contained herein, and makes no representations about its suitability for any particular purpose. Users should make their own judgements about those matters and/or seek independent advice. You assume all risks associated with use of the data provided on this page.



Race Results



May 10, 2022, Race 4, BEACON BILLBOARDS PACE, Distance 2600m, Addington - Survey 3200m

Result	TAB no.	Horse (Barrier)	2600 to	2400m to
8th	1	Blue On Black (1)	2400m	2200m
		Position in running (margin)	-	9(13.8)
		Sectional time (s)	17.73	14.20
		Cumulative time (s)	199.40	181.67
		Speed (m/s)	11.28	14.08
		Stride length (m)	5.64	6.40
		Stride duration (s)	0.465	0.454
		Stride efficiency (%)	49.66	63.98
		Stride count	35.48	31.26

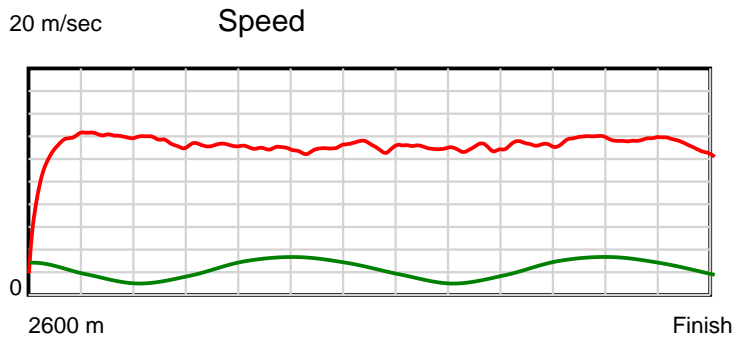
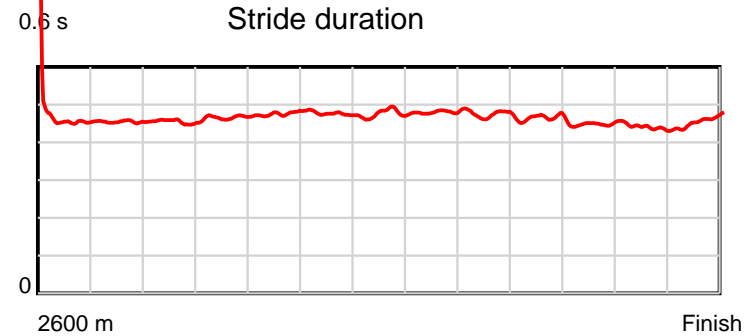
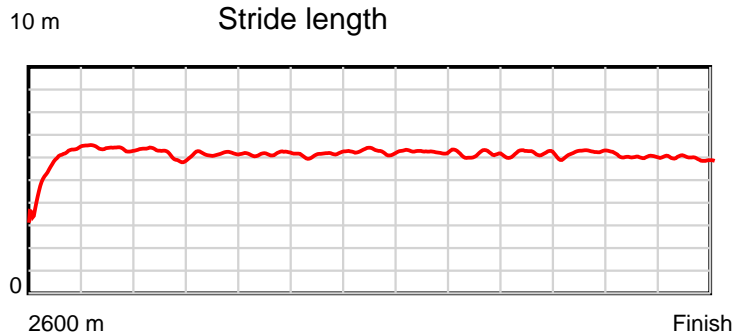
Disclaimer.

HRNZ and NZMTC and Thoroughbred Ratings Pty Ltd accepts no responsibility for the completeness or accuracy of any of the information contained herein, and makes no representations about its suitability for any particular purpose. Users should make their own judgements about those matters and/or seek independent advice. You assume all risks associated with use of the data provided on this page.

Race Results

May 10, 2022, Race 4, BEACON BILLBOARDS PACE, Distance 2600m, Addington - Survey 3200m

Result	TAB no.	Horse (Barrier)	2200m to	2000m to	1800m to	1600m to	1400m to	1200m to	1000m to	800m to	600m to	400m to	200m to	Total or	Margin
8th	1	Blue On Black (1)	2000m	1800m	1600m	1400m	1200m	1000m	800m	600m	400m	200m	WP	Average	
		Position in running (margin)	8(14.0)	7(14.5)	7(12.8)	7(8.6)	8(10.2)	9(10.2)	10(10.3)	10(9.6)	9(7.2)	8(7.1)	8(11.9)		15.00
		Sectional time (s)	14.67	15.12	15.43	15.56	15.25	15.41	15.64	15.05	14.84	15.09	15.41		
		Cumulative time (s)	167.47	152.80	137.68	122.25	106.69	91.44	76.03	60.39	45.34	30.50	15.41	3:19.40	
		Speed (m/s)	13.63	13.23	12.96	12.85	13.11	12.98	12.79	13.29	13.48	13.25	12.98	13.04	
		Stride length (m)	6.20	6.16	6.16	6.13	6.24	6.23	6.08	6.18	6.04	5.83	5.94	6.09	
		Stride duration (s)	0.455	0.466	0.476	0.477	0.476	0.480	0.475	0.465	0.448	0.440	0.458	0.467	
		Stride efficiency (%)	60.04	59.27	59.36	58.67	60.86	60.66	57.76	59.61	57.07	53.06	55.17	57.92	
		Stride count	32.27	32.48	32.45	32.64	32.05	32.10	32.90	32.38	33.09	34.32	33.66	427.08	



Note: Horizontal distance axis grid lines are 200m furlongs.

Disclaimer.

HRNZ and NZMTC and Thoroughbred Ratings Pty Ltd accepts no responsibility for the completeness or accuracy of any of the information contained herein, and makes no representations about its suitability for any particular purpose. Users should make their own judgements about those matters and/or seek independent advice. You assume all risks associated with use of the data provided on this page.



Race Results



May 10, 2022, Race 4, BEACON BILLBOARDS PACE, Distance 2600m, Addington - Survey 3200m

Result	TAB no.	Horse (Barrier)	2600 to	2400m to
9th	8	Apache Warrior (8)	2400m	2200m
		Position in running (margin)	-	3(2.7)
		Sectional time (s)	15.82	13.71
		Cumulative time (s)	202.59	186.77
		Speed (m/s)	12.64	14.59
		Stride length (m)	5.91	6.65
		Stride duration (s)	0.451	0.456
		Stride efficiency (%)	54.66	69.17
		Stride count	33.82	30.06

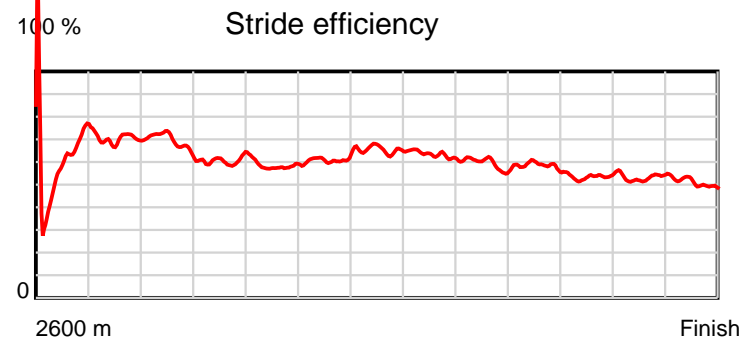
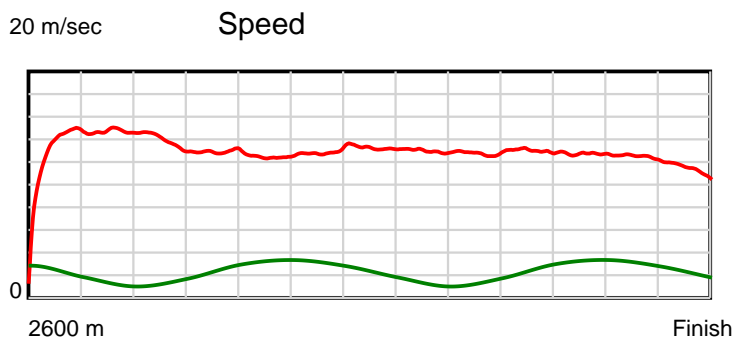
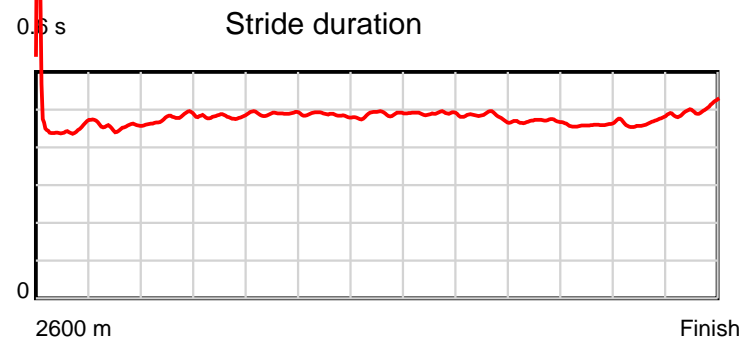
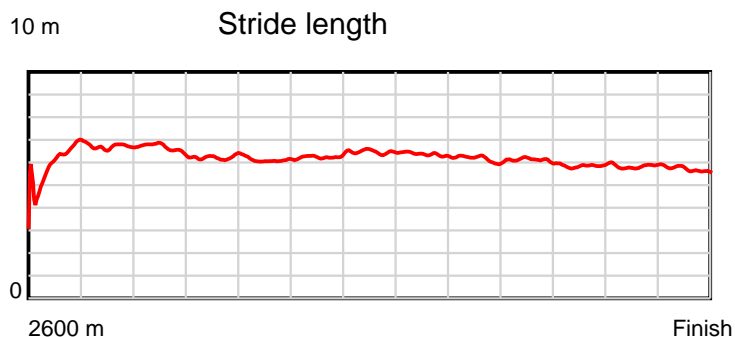
Disclaimer.

HRNZ and NZMTC and Thoroughbred Ratings Pty Ltd accepts no responsibility for the completeness or accuracy of any of the information contained herein, and makes no representations about its suitability for any particular purpose. Users should make their own judgements about those matters and/or seek independent advice. You assume all risks associated with use of the data provided on this page.

Race Results

May 10, 2022, Race 4, BEACON BILLBOARDS PACE, Distance 2600m, Addington - Survey 3200m

Result	TAB no.	Horse (Barrier)	2200m to	2000m to	1800m to	1600m to	1400m to	1200m to	1000m to	800m to	600m to	400m to	200m to	Total or	Margin
9th	8	Apache Warrior (8)	2000m	1800m	1600m	1400m	1200m	1000m	800m	600m	400m	200m	WP	Average	
		Position in running (margin)	1(0.0)	1(0.0)	1(0.0)	1(0.0)	1(0.0)	1(0.0)	1(0.0)	1(0.0)	1(0.0)	7(6.7)	9(17.7)		32.60
		Sectional time (s)	14.60	15.39	16.14	15.30	15.25	15.39	15.76	15.44	15.96	16.14	17.69		
		Cumulative time (s)	173.06	158.46	143.07	126.93	111.63	96.38	80.99	65.23	49.79	33.83	17.69	3:22.59	
		Speed (m/s)	13.70	13.00	12.39	13.07	13.11	13.00	12.69	12.95	12.53	12.39	11.31	12.83	
		Stride length (m)	6.55	6.27	6.06	6.36	6.40	6.37	6.12	6.08	5.77	5.79	5.68	6.14	
		Stride duration (s)	0.478	0.482	0.489	0.487	0.488	0.490	0.482	0.470	0.460	0.467	0.502	0.478	
		Stride efficiency (%)	67.01	61.34	57.45	63.25	63.94	63.32	58.49	57.81	51.98	52.41	50.36	58.91	
		Stride count	30.54	31.92	32.98	31.44	31.27	31.42	32.69	32.88	34.68	34.54	35.23	423.47	



Note: Horizontal distance axis grid lines are 200m furlongs.

Disclaimer.

HRNZ and NZMTC and Thoroughbred Ratings Pty Ltd accepts no responsibility for the completeness or accuracy of any of the information contained herein, and makes no representations about its suitability for any particular purpose. Users should make their own judgements about those matters and/or seek independent advice. You assume all risks associated with use of the data provided on this page.



Race Results



May 10, 2022, Race 4, BEACON BILLBOARDS PACE, Distance 2600m, Addington - Survey 3200m

Result	TAB no.	Horse (Barrier)	2600 to	2400m to
10th	2	Weona Reactor (2)	2400m	2200m
		Position in running (margin)	-	10(18.7)
		Sectional time (s)	18.57	14.30
		Cumulative time (s)	208.80	190.23
		Speed (m/s)	10.77	13.99
		Stride length (m)	5.47	6.18
		Stride duration (s)	0.453	0.442
		Stride efficiency (%)	46.81	59.74
		Stride count	36.54	32.35

Disclaimer.

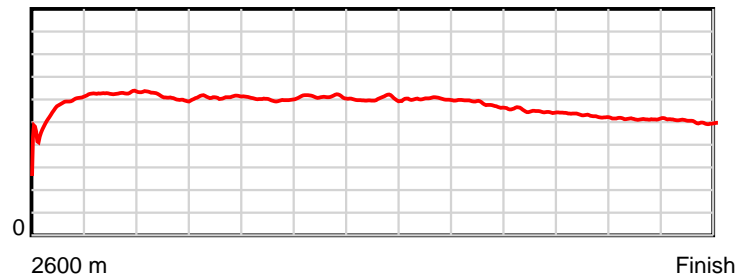
HRNZ and NZMTC and Thoroughbred Ratings Pty Ltd accepts no responsibility for the completeness or accuracy of any of the information contained herein, and makes no representations about its suitability for any particular purpose. Users should make their own judgements about those matters and/or seek independent advice. You assume all risks associated with use of the data provided on this page.

Race Results

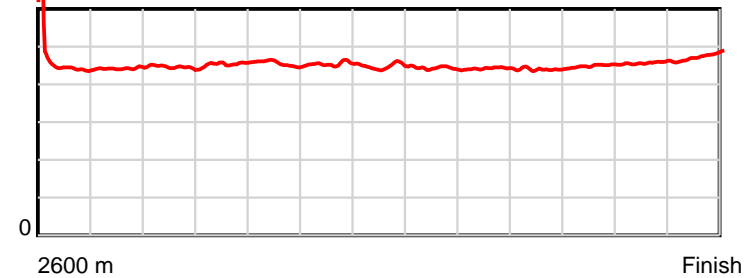
May 10, 2022, Race 4, BEACON BILLBOARDS PACE, Distance 2600m, Addington - Survey 3200m

Result	TAB no.	Horse (Barrier)	2200m to	2000m to	1800m to	1600m to	1400m to	1200m to	1000m to	800m to	600m to	400m to	200m to	Total or	Margin
10th	2	Weona Reactor (2)	2000m	1800m	1600m	1400m	1200m	1000m	800m	600m	400m	200m	WP	Average	
		Position in running (margin)	10(19.5)	10(20.1)	10(17.4)	10(14.2)	10(13.5)	10(11.1)	9(8.9)	9(7.7)	10(12.2)	10(26.6)	10(48.4)		67.20
		Sectional time (s)	14.70	14.94	15.60	15.18	14.85	15.02	15.56	16.19	17.25	17.93	18.71		
		Cumulative time (s)	175.93	161.23	146.29	130.69	115.51	100.66	85.64	70.08	53.89	36.64	18.71	3:28.80	
		Speed (m/s)	13.61	13.39	12.82	13.18	13.47	13.32	12.85	12.35	11.59	11.15	10.69	12.45	
		Stride length (m)	6.06	6.08	5.83	5.99	6.03	5.89	5.67	5.44	5.21	5.10	5.08	5.67	
		Stride duration (s)	0.446	0.454	0.455	0.455	0.448	0.443	0.441	0.440	0.450	0.457	0.475	0.455	
		Stride efficiency (%)	57.46	57.67	53.16	56.05	56.85	54.25	50.28	46.19	42.48	40.62	40.28	50.23	
		Stride count	32.98	32.92	34.29	33.39	33.16	33.94	35.26	36.79	38.36	39.23	39.39	458.60	

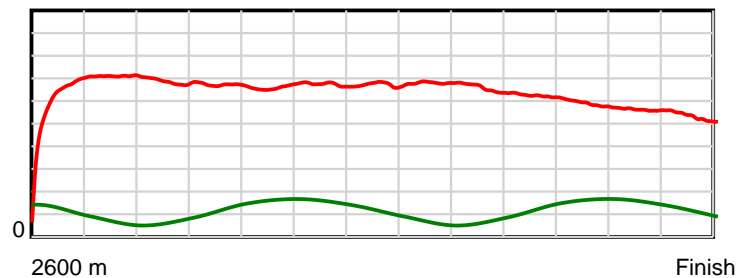
10 m Stride length



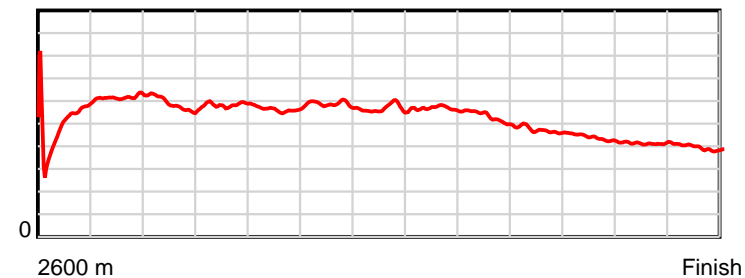
0.5 s Stride duration



20 m/sec Speed



100 % Stride efficiency



Note: Horizontal distance axis grid lines are 200m furlongs.

Disclaimer.

HRNZ and NZMTC and Thoroughbred Ratings Pty Ltd accepts no responsibility for the completeness or accuracy of any of the information contained herein, and makes no representations about its suitability for any particular purpose. Users should make their own judgements about those matters and/or seek independent advice. You assume all risks associated with use of the data provided on this page.