



## Race Results

NZ Metropolitan Trotting Club Inc, HRNZ, May 13, 2022

Compilation date: May 13, 2022, 9:46:28 PM (NZST)

Copyright © 2022 HRNZ and NZMTC. All rights reserved.

### Trademarks.

StrideMASTER is a registered trademark of Thoroughbred Ratings Pty Ltd.

### Disclaimer.

HRNZ and NZMTC and Thoroughbred Ratings Pty Ltd accepts no responsibility for the completeness or accuracy of any of the information contained herein, and makes no representations about its suitability for any particular purpose. Users should make their own judgements about those matters and/or seek independent advice. You assume all risks associated with use of the data provided on this page.



# Race Results



May 13, 2022, Race 10, FIRST DIRECT TAXIS MOBILE PACE, Distance 2600m, Addington - Survey 3200m

Result	TAB no.	Horse (Barrier)	2600 to	2400m to
1st	7	<b>Rollyourown (6)</b>	<b>2400m</b>	<b>2200m</b>
		Position in running (margin)	-	8(8.0)
		Sectional time (s)	14.33	15.96
		Cumulative time (s)	191.88	177.55
		Speed (m/s)	13.96	12.53
		Stride length (m)	6.51	5.98
		Stride duration (s)	0.465	0.477
		Stride efficiency (%)	66.21	55.85
		Stride count	30.73	33.45

#### Disclaimer.

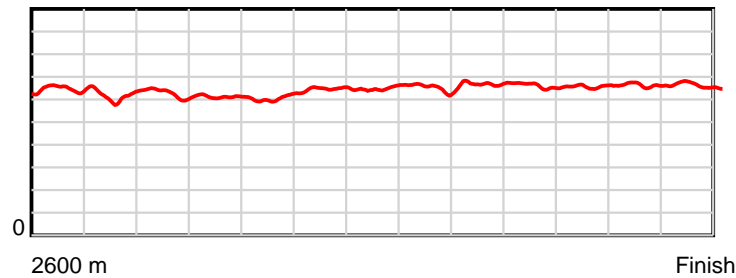
HRNZ and NZMTC and Thoroughbred Ratings Pty Ltd accepts no responsibility for the completeness or accuracy of any of the information contained herein, and makes no representations about its suitability for any particular purpose. Users should make their own judgements about those matters and/or seek independent advice. You assume all risks associated with use of the data provided on this page.

# Race Results

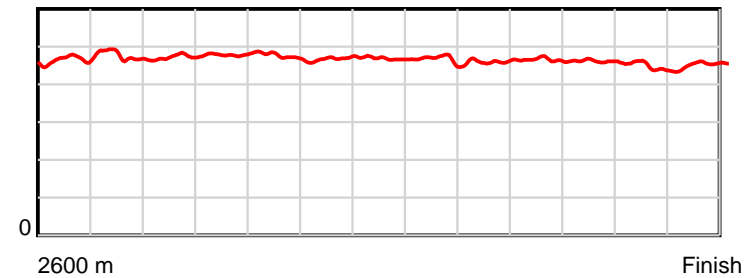
May 13, 2022, Race 10, FIRST DIRECT TAXIS MOBILE PACE, Distance 2600m, Addington - Survey 3200m

Result	TAB no.	Horse (Barrier)	2200m to	2000m to	1800m to	1600m to	1400m to	1200m to	1000m to	800m to	600m to	400m to	200m to	Total or	Margin
1st	7	Rollyourown (6)	2000m	1800m	1600m	1400m	1200m	1000m	800m	600m	400m	200m	WP	Average	
		Position in running (margin)	10(19.4)	10(17.8)	11(16.4)	11(16.7)	11(13.7)	11(15.4)	11(12.1)	8(5.9)	7(3.7)	5(3.0)	2(0.5)		0.00
		Sectional time (s)	15.46	15.68	16.01	14.69	14.51	14.65	14.31	14.20	14.46	13.78	13.84		
		Cumulative time (s)	161.59	146.13	130.45	114.44	99.75	85.24	70.59	56.28	42.08	27.62	13.84	3:11.88	
		Speed (m/s)	12.94	12.76	12.49	13.61	13.78	13.65	13.98	14.08	13.83	14.51	14.45	13.55	
		Stride length (m)	6.11	6.10	5.94	6.37	6.46	6.35	6.45	6.55	6.37	6.47	6.57	6.32	
		Stride duration (s)	0.472	0.479	0.476	0.468	0.469	0.465	0.461	0.465	0.461	0.445	0.455	0.466	
		Stride efficiency (%)	58.27	58.20	55.21	63.31	65.20	62.99	64.91	67.10	63.44	65.31	67.54	62.37	
		Stride count	32.75	32.77	33.65	31.42	30.96	31.50	31.03	30.52	31.39	30.94	30.42	411.53	

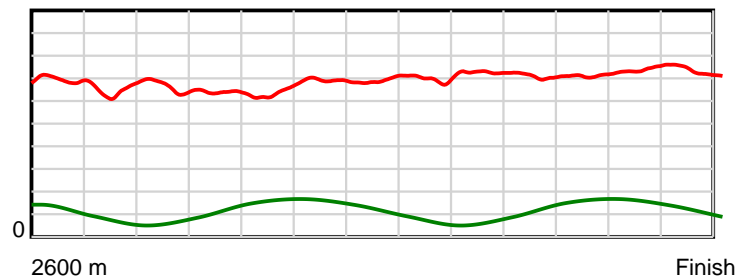
10 m Stride length



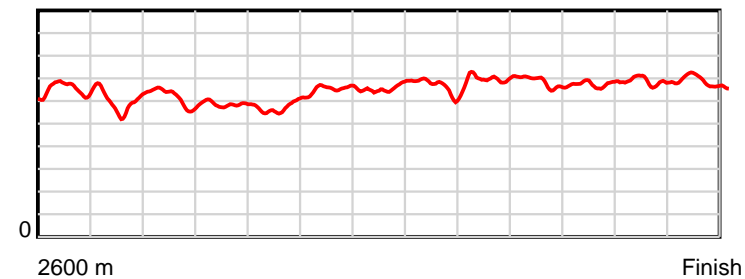
0.6 s Stride duration



20 m/sec Speed



100 % Stride efficiency



Note: Horizontal distance axis grid lines are 200m furlongs.

## Disclaimer.

HRNZ and NZMTC and Thoroughbred Ratings Pty Ltd accepts no responsibility for the completeness or accuracy of any of the information contained herein, and makes no representations about its suitability for any particular purpose. Users should make their own judgements about those matters and/or seek independent advice. You assume all risks associated with use of the data provided on this page.



# Race Results



May 13, 2022, Race 10, FIRST DIRECT TAXIS MOBILE PACE, Distance 2600m, Addington - Survey 3200m

Result	TAB no.	Horse (Barrier)	2600 to	2400m to
2nd	11	<b>Absolute Dynam... (9)</b>	<b>2400m</b>	<b>2200m</b>
		Position in running (margin)	-	7(6.7)
		Sectional time (s)	14.02	15.01
		Cumulative time (s)	191.89	177.87
		Speed (m/s)	14.27	13.32
		Stride length (m)	6.29	6.05
		Stride duration (s)	0.429	0.454
		Stride efficiency (%)	61.77	57.24
		Stride count	31.81	33.05

#### Disclaimer.

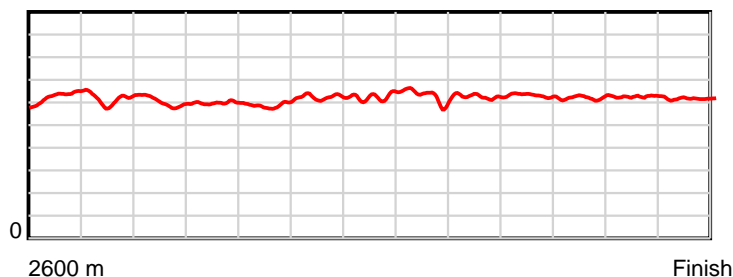
HRNZ and NZMTC and Thoroughbred Ratings Pty Ltd accepts no responsibility for the completeness or accuracy of any of the information contained herein, and makes no representations about its suitability for any particular purpose. Users should make their own judgements about those matters and/or seek independent advice. You assume all risks associated with use of the data provided on this page.

# Race Results

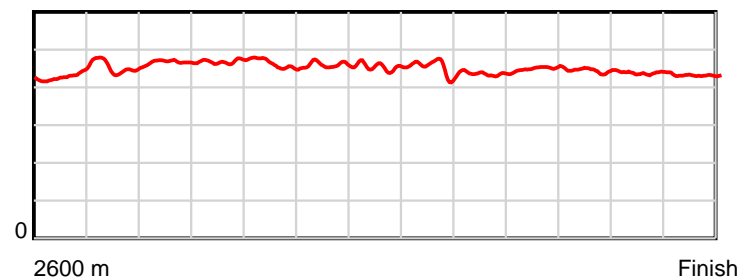
May 13, 2022, Race 10, FIRST DIRECT TAXIS MOBILE PACE, Distance 2600m, Addington - Survey 3200m

Result	TAB no.	Horse (Barrier)	2200m to	2000m to	1800m to	1600m to	1400m to	1200m to	1000m to	800m to	600m to	400m to	200m to	Total or	Margin
2nd	11	<b>Absolute Dynam... (9)</b>	<b>2000m</b>	<b>1800m</b>	<b>1600m</b>	<b>1400m</b>	<b>1200m</b>	<b>1000m</b>	<b>800m</b>	<b>600m</b>	<b>400m</b>	<b>200m</b>	<b>WP</b>	<b>Average</b>	
		Position in running (margin)	8(12.3)	8(13.4)	8(12.4)	9(11.6)	9(9.5)	9(11.3)	9(8.1)	3(2.3)	2(1.1)	2(0.4)	1(0.0)		0.10
		Sectional time (s)	15.91	15.76	15.81	14.85	14.52	14.67	14.40	14.35	14.46	14.12	14.01		
		Cumulative time (s)	162.86	146.95	131.19	115.38	100.53	86.01	71.34	56.94	42.59	28.13	14.01	3:11.89	
		Speed (m/s)	12.57	12.69	12.65	13.47	13.77	13.63	13.89	13.94	13.83	14.16	14.28	13.55	
		Stride length (m)	5.88	5.95	5.84	6.19	6.27	6.16	6.06	6.28	6.14	6.20	6.15	6.11	
		Stride duration (s)	0.467	0.469	0.462	0.459	0.455	0.452	0.436	0.450	0.444	0.438	0.431	0.451	
		Stride efficiency (%)	53.94	55.31	53.37	59.79	61.38	59.29	57.46	61.56	58.97	60.01	59.19	58.31	
		Stride count	34.04	33.62	34.22	32.33	31.91	32.47	32.98	31.86	32.56	32.27	32.50	425.62	

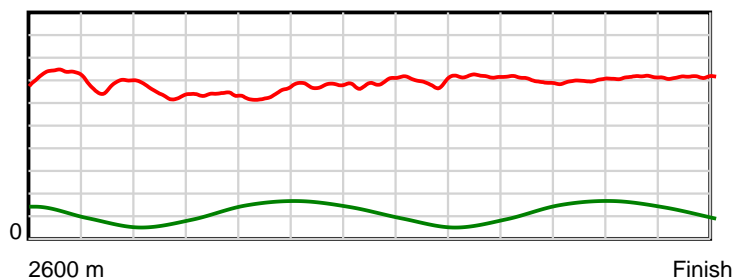
10 m Stride length



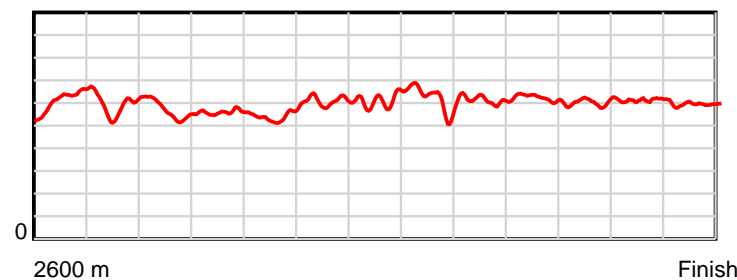
0.6 s Stride duration



20 m/sec Speed



100 % Stride efficiency



Note: Horizontal distance axis grid lines are 200m furlongs.

## Disclaimer.

HRNZ and NZMTC and Thoroughbred Ratings Pty Ltd accepts no responsibility for the completeness or accuracy of any of the information contained herein, and makes no representations about its suitability for any particular purpose. Users should make their own judgements about those matters and/or seek independent advice. You assume all risks associated with use of the data provided on this page.



# Race Results



May 13, 2022, Race 10, FIRST DIRECT TAXIS MOBILE PACE, Distance 2600m, Addington - Survey 3200m

Result	TAB no.	Horse (Barrier)	2600 to	2400m to
3rd	1	<b>Emma's Boy (1)</b>	<b>2400m</b>	<b>2200m</b>
		Position in running (margin)	-	2(2.0)
		Sectional time (s)	13.29	14.19
		Cumulative time (s)	191.92	178.63
		Speed (m/s)	15.05	14.09
		Stride length (m)	6.46	6.41
		Stride duration (s)	0.428	0.455
		Stride efficiency (%)	65.23	64.30
		Stride count	30.96	31.18

#### Disclaimer.

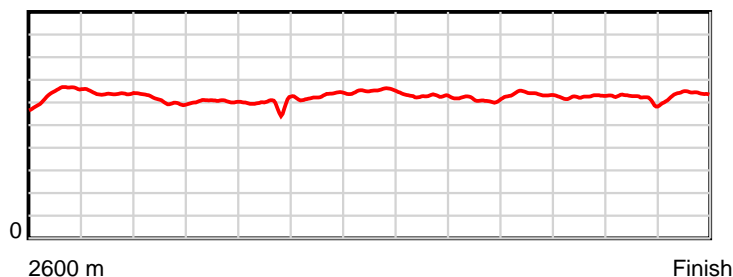
HRNZ and NZMTC and Thoroughbred Ratings Pty Ltd accepts no responsibility for the completeness or accuracy of any of the information contained herein, and makes no representations about its suitability for any particular purpose. Users should make their own judgements about those matters and/or seek independent advice. You assume all risks associated with use of the data provided on this page.

# Race Results

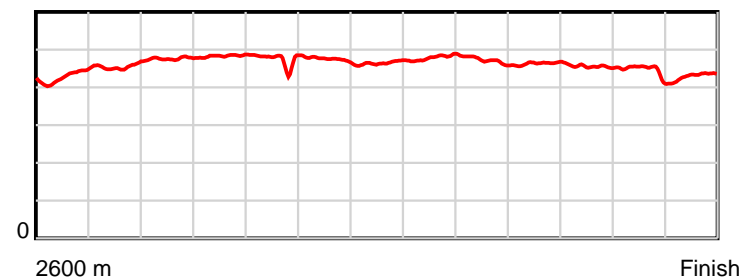
May 13, 2022, Race 10, FIRST DIRECT TAXIS MOBILE PACE, Distance 2600m, Addington - Survey 3200m

Result	TAB no.	Horse (Barrier)	2200m to	2000m to	1800m to	1600m to	1400m to	1200m to	1000m to	800m to	600m to	400m to	200m to	Total or	Margin
3rd	1	<b>Emma's Boy (1)</b>	<b>2000m</b>	<b>1800m</b>	<b>1600m</b>	<b>1400m</b>	<b>1200m</b>	<b>1000m</b>	<b>800m</b>	<b>600m</b>	<b>400m</b>	<b>200m</b>	<b>WP</b>	<b>Average</b>	
		Position in running (margin)	2(2.8)	2(2.4)	2(2.3)	2(2.4)	2(1.8)	3(1.8)	2(1.6)	2(2.0)	3(2.0)	3(2.0)	6(2.7)		0.20
		Sectional time (s)	15.67	15.90	15.97	15.09	14.23	15.18	15.41	14.56	14.59	14.30	13.54		
		Cumulative time (s)	164.44	148.77	132.87	116.90	101.81	87.58	72.40	56.99	42.43	27.84	13.54	3:11.92	
		Speed (m/s)	12.76	12.58	12.52	13.25	14.05	13.18	12.98	13.74	13.71	13.99	14.77	13.55	
		Stride length (m)	6.08	6.08	5.93	6.29	6.53	6.31	6.12	6.36	6.24	6.22	6.35	6.26	
		Stride duration (s)	0.476	0.483	0.473	0.475	0.465	0.479	0.472	0.463	0.455	0.445	0.430	0.462	
		Stride efficiency (%)	57.76	57.69	54.94	61.82	66.65	62.19	58.58	63.30	60.84	60.46	63.01	61.16	
		Stride count	32.90	32.92	33.73	31.80	30.62	31.70	32.66	31.42	32.05	32.15	31.49	415.58	

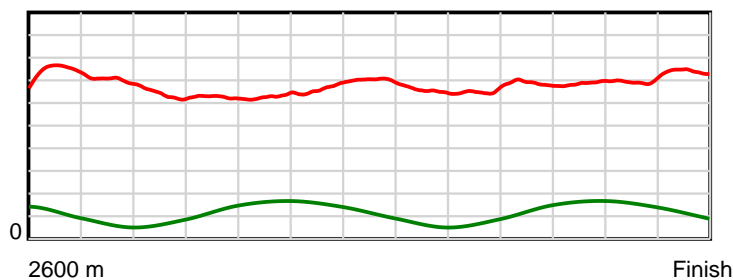
10 m Stride length



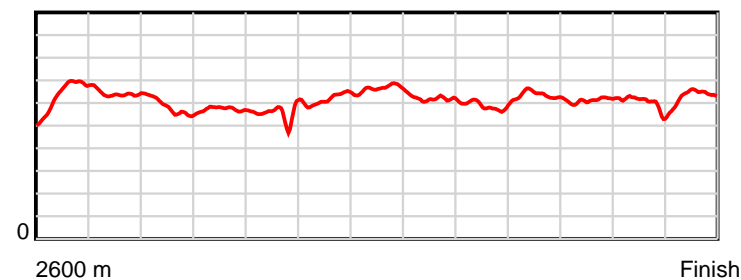
0.6 s Stride duration



20 m/sec Speed



100 % Stride efficiency



Note: Horizontal distance axis grid lines are 200m furlongs.

## Disclaimer.

HRNZ and NZMTC and Thoroughbred Ratings Pty Ltd accepts no responsibility for the completeness or accuracy of any of the information contained herein, and makes no representations about its suitability for any particular purpose. Users should make their own judgements about those matters and/or seek independent advice. You assume all risks associated with use of the data provided on this page.



# Race Results



May 13, 2022, Race 10, FIRST DIRECT TAXIS MOBILE PACE, Distance 2600m, Addington - Survey 3200m

Result	TAB no.	Horse (Barrier)	2600 to	2400m to
4th	12	Betterwithblin... (10)	2400m	2200m
		Position in running (margin)	-	9(8.2)
		Sectional time (s)	14.36	15.33
		Cumulative time (s)	192.04	177.68
		Speed (m/s)	13.93	13.05
		Stride length (m)	6.30	5.92
		Stride duration (s)	0.439	0.454
		Stride efficiency (%)	61.97	54.85
		Stride count	31.76	33.76

#### Disclaimer.

HRNZ and NZMTC and Thoroughbred Ratings Pty Ltd accepts no responsibility for the completeness or accuracy of any of the information contained herein, and makes no representations about its suitability for any particular purpose. Users should make their own judgements about those matters and/or seek independent advice. You assume all risks associated with use of the data provided on this page.

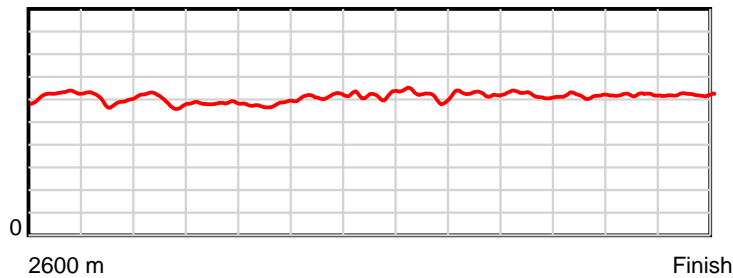


# Race Results

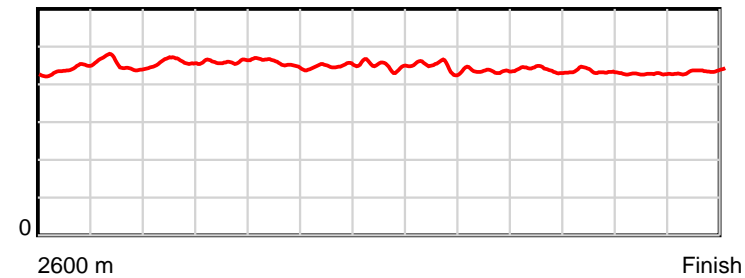
May 13, 2022, Race 10, FIRST DIRECT TAXIS MOBILE PACE, Distance 2600m, Addington - Survey 3200m

Result	TAB no.	Horse (Barrier)	2200m to	2000m to	1800m to	1600m to	1400m to	1200m to	1000m to	800m to	600m to	400m to	200m to	Total or	Margin
4th	12	Betterwithblin... (10)	2000m	1800m	1600m	1400m	1200m	1000m	800m	600m	400m	200m	WP	Average	
		Position in running (margin)	9(15.8)	9(14.8)	10(13.6)	10(15.1)	10(11.7)	10(13.5)	10(10.4)	6(4.3)	4(2.1)	4(2.3)	3(0.6)		0.90
		Sectional time (s)	15.56	15.72	16.20	14.64	14.52	14.68	14.34	14.19	14.62	13.91	13.97		
		Cumulative time (s)	162.35	146.79	131.07	114.87	100.23	85.71	71.03	56.69	42.50	27.88	13.97	3:12.04	
		Speed (m/s)	12.85	12.72	12.35	13.66	13.77	13.62	13.95	14.09	13.68	14.38	14.32	13.54	
		Stride length (m)	5.90	5.85	5.64	6.13	6.20	6.10	6.08	6.19	5.94	6.14	6.23	6.04	
		Stride duration (s)	0.459	0.460	0.457	0.448	0.450	0.448	0.436	0.439	0.435	0.427	0.435	0.446	
		Stride efficiency (%)	54.41	53.55	49.71	58.64	60.07	58.18	57.84	59.80	55.21	58.99	60.63	57.07	
		Stride count	33.89	34.17	35.46	32.65	32.26	32.78	32.87	32.33	33.65	32.55	32.11	430.24	

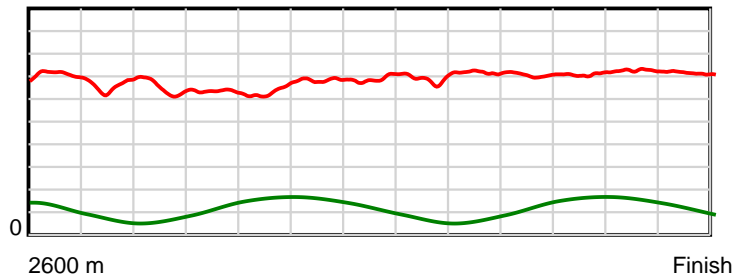
10 m Stride length



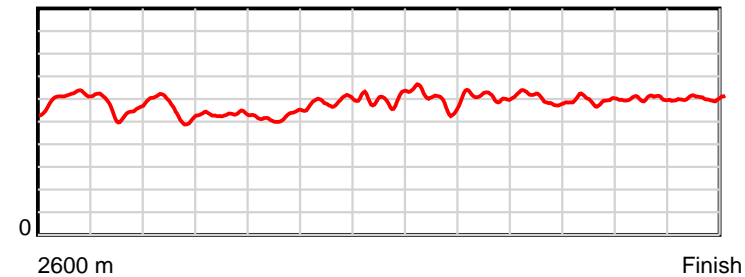
0.6 s Stride duration



20 m/sec Speed



100 % Stride efficiency



Note: Horizontal distance axis grid lines are 200m furlongs.

**Disclaimer.**

HRNZ and NZMTC and Thoroughbred Ratings Pty Ltd accepts no responsibility for the completeness or accuracy of any of the information contained herein, and makes no representations about its suitability for any particular purpose. Users should make their own judgements about those matters and/or seek independent advice. You assume all risks associated with use of the data provided on this page.



# Race Results



May 13, 2022, Race 10, FIRST DIRECT TAXIS MOBILE PACE, Distance 2600m, Addington - Survey 3200m

Result	TAB no.	Horse (Barrier)	2600 to	2400m to
5th	10	<b>Serious Moonli... (8)</b>	<b>2400m</b>	<b>2200m</b>
		Position in running (margin)	-	5(4.4)
		Sectional time (s)	13.69	14.27
		Cumulative time (s)	192.10	178.41
		Speed (m/s)	14.61	14.02
		Stride length (m)	6.21	6.05
		Stride duration (s)	0.414	0.432
		Stride efficiency (%)	60.34	57.22
		Stride count	32.19	33.05

#### Disclaimer.

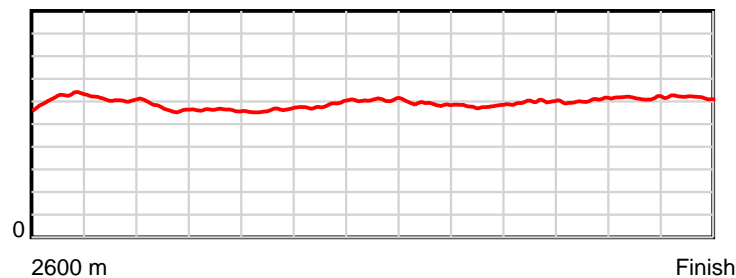
HRNZ and NZMTC and Thoroughbred Ratings Pty Ltd accepts no responsibility for the completeness or accuracy of any of the information contained herein, and makes no representations about its suitability for any particular purpose. Users should make their own judgements about those matters and/or seek independent advice. You assume all risks associated with use of the data provided on this page.

# Race Results

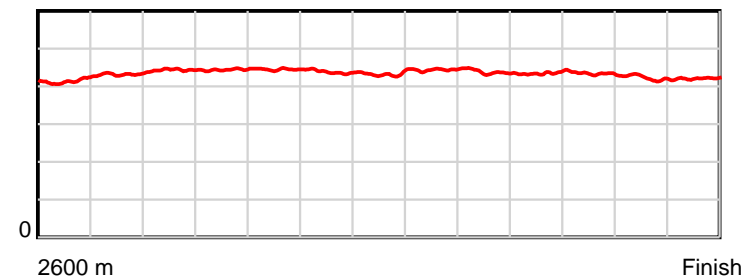
May 13, 2022, Race 10, FIRST DIRECT TAXIS MOBILE PACE, Distance 2600m, Addington - Survey 3200m

Result	TAB no.	Horse (Barrier)	2200m to	2000m to	1800m to	1600m to	1400m to	1200m to	1000m to	800m to	600m to	400m to	200m to	Total or	Margin
5th	10	<b>Serious Moonli... (8)</b>	<b>2000m</b>	<b>1800m</b>	<b>1600m</b>	<b>1400m</b>	<b>1200m</b>	<b>1000m</b>	<b>800m</b>	<b>600m</b>	<b>400m</b>	<b>200m</b>	<b>WP</b>	<b>Average</b>	
		Position in running (margin)	3(5.7)	3(5.1)	3(4.8)	3(4.5)	4(3.1)	4(3.8)	5(4.5)	7(4.9)	8(4.9)	9(4.8)	7(2.9)		1.20
		Sectional time (s)	15.64	15.86	15.89	14.98	14.34	15.32	15.41	14.56	14.57	13.86	13.71		
		Cumulative time (s)	164.14	148.50	132.64	116.75	101.77	87.43	72.11	56.70	42.14	27.57	13.71	3:12.10	
		Speed (m/s)	12.79	12.61	12.59	13.35	13.95	13.05	12.98	13.74	13.73	14.43	14.59	13.53	
		Stride length (m)	5.66	5.60	5.60	5.85	6.03	5.80	5.69	5.97	5.95	6.10	6.14	5.89	
		Stride duration (s)	0.443	0.444	0.445	0.438	0.433	0.444	0.439	0.435	0.434	0.422	0.421	0.435	
		Stride efficiency (%)	50.14	48.92	48.98	53.57	56.90	52.49	50.64	55.72	55.41	58.05	58.97	54.22	
		Stride count	35.31	35.74	35.72	34.16	33.14	34.51	35.13	33.49	33.59	32.81	32.56	441.40	

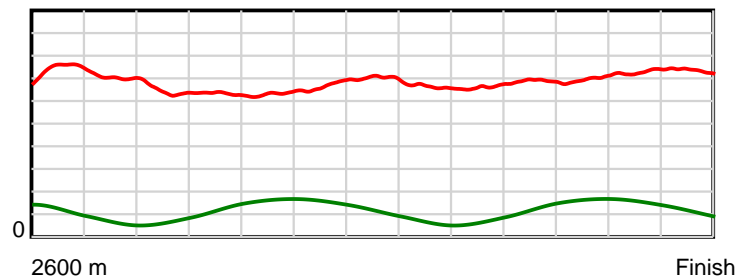
10 m Stride length



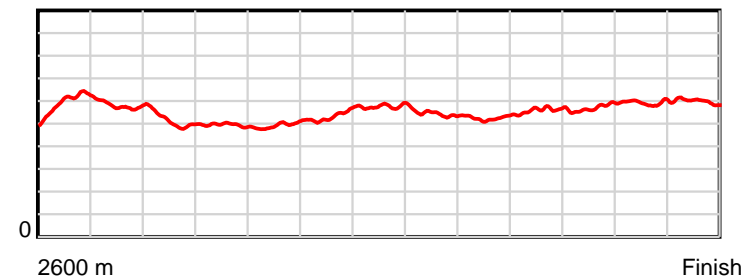
0.6 s Stride duration



20 m/sec Speed



100 % Stride efficiency



Note: Horizontal distance axis grid lines are 200m furlongs.

**Disclaimer.**

HRNZ and NZMTC and Thoroughbred Ratings Pty Ltd accepts no responsibility for the completeness or accuracy of any of the information contained herein, and makes no representations about its suitability for any particular purpose. Users should make their own judgements about those matters and/or seek independent advice. You assume all risks associated with use of the data provided on this page.



# Race Results



May 13, 2022, Race 10, FIRST DIRECT TAXIS MOBILE PACE, Distance 2600m, Addington - Survey 3200m

Result	TAB no.	Horse (Barrier)	2600 to	2400m to
6th	9	Ron McKinley (7)	2400m	2200m
		Position in running (margin)	-	10(9.6)
		Sectional time (s)	14.47	16.28
		Cumulative time (s)	192.44	177.97
		Speed (m/s)	13.82	12.29
		Stride length (m)	6.11	5.58
		Stride duration (s)	0.443	0.454
		Stride efficiency (%)	58.43	48.64
		Stride count	32.71	35.85

#### Disclaimer.

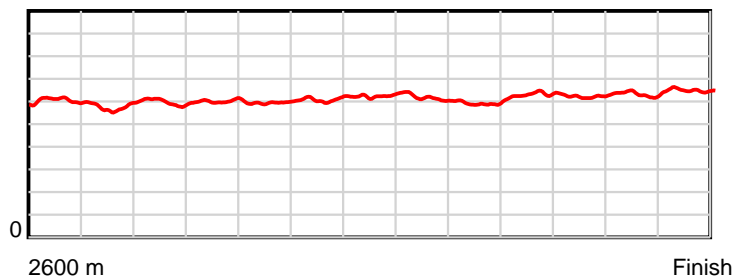
HRNZ and NZMTC and Thoroughbred Ratings Pty Ltd accepts no responsibility for the completeness or accuracy of any of the information contained herein, and makes no representations about its suitability for any particular purpose. Users should make their own judgements about those matters and/or seek independent advice. You assume all risks associated with use of the data provided on this page.

# Race Results

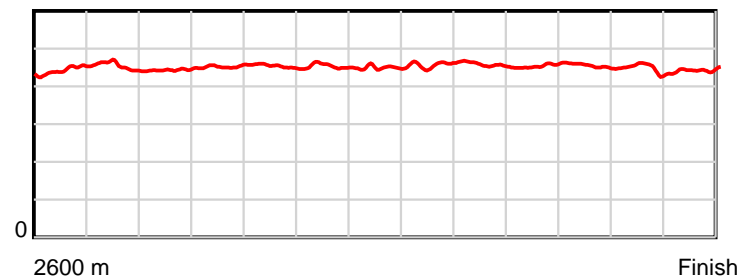
May 13, 2022, Race 10, FIRST DIRECT TAXIS MOBILE PACE, Distance 2600m, Addington - Survey 3200m

Result	TAB no.	Horse (Barrier)	2200m to	2000m to	1800m to	1600m to	1400m to	1200m to	1000m to	800m to	600m to	400m to	200m to	Total or	Margin
6th	9	Ron McKinley (7)	2000m	1800m	1600m	1400m	1200m	1000m	800m	600m	400m	200m	WP	Average	
		Position in running (margin)	12(22.9)	11(19.2)	9(13.5)	8(9.4)	7(7.3)	7(7.5)	6(5.3)	9(6.3)	9(5.1)	10(5.5)	10(5.2)		3.10
		Sectional time (s)	15.12	14.97	15.26	14.85	14.26	14.84	15.52	14.35	14.66	14.13	13.73		
		Cumulative time (s)	161.69	146.57	131.60	116.34	101.49	87.23	72.39	56.87	42.52	27.86	13.73	3:12.44	
		Speed (m/s)	13.23	13.36	13.11	13.47	14.03	13.48	12.89	13.94	13.64	14.15	14.57	13.51	
		Stride length (m)	5.86	6.05	5.94	6.11	6.30	6.17	5.90	6.34	6.19	6.32	6.47	6.09	
		Stride duration (s)	0.443	0.452	0.453	0.453	0.449	0.458	0.457	0.455	0.454	0.447	0.444	0.451	
		Stride efficiency (%)	53.74	57.11	55.16	58.28	62.07	59.55	54.33	62.77	59.85	62.51	65.35	58.03	
		Stride count	34.11	33.08	33.66	32.75	31.73	32.40	33.92	31.56	32.32	31.62	30.93	426.64	

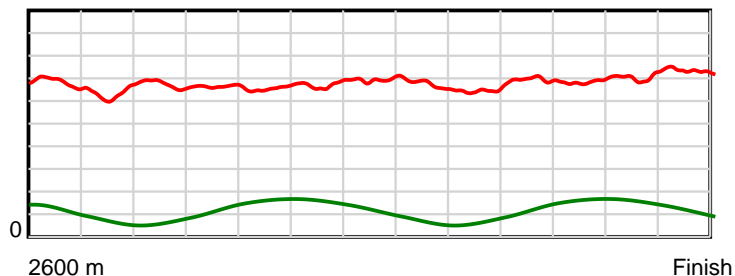
10 m Stride length



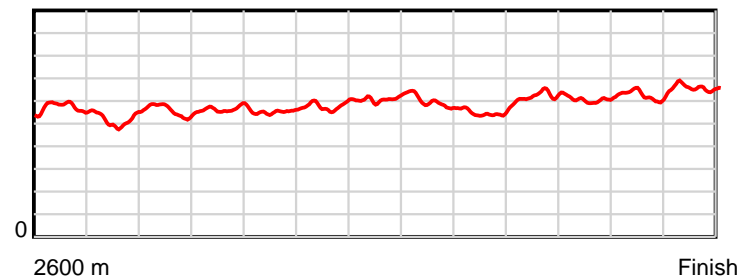
0.6 s Stride duration



20 m/sec Speed



100 % Stride efficiency



Note: Horizontal distance axis grid lines are 200m furlongs.

## Disclaimer.

HRNZ and NZMTC and Thoroughbred Ratings Pty Ltd accepts no responsibility for the completeness or accuracy of any of the information contained herein, and makes no representations about its suitability for any particular purpose. Users should make their own judgements about those matters and/or seek independent advice. You assume all risks associated with use of the data provided on this page.



# Race Results



May 13, 2022, Race 10, FIRST DIRECT TAXIS MOBILE PACE, Distance 2600m, Addington - Survey 3200m

Result	TAB no.	Horse (Barrier)	2600 to	2400m to
7th	13	<b>Mighty Reactor (11)</b>	<b>2400m</b>	<b>2200m</b>
		Position in running (margin)	-	12(11.1)
		Sectional time (s)	14.77	13.91
		Cumulative time (s)	192.52	177.75
		Speed (m/s)	13.54	14.38
		Stride length (m)	6.29	6.26
		Stride duration (s)	0.446	0.435
		Stride efficiency (%)	61.82	61.14
		Stride count	31.80	31.97

#### Disclaimer.

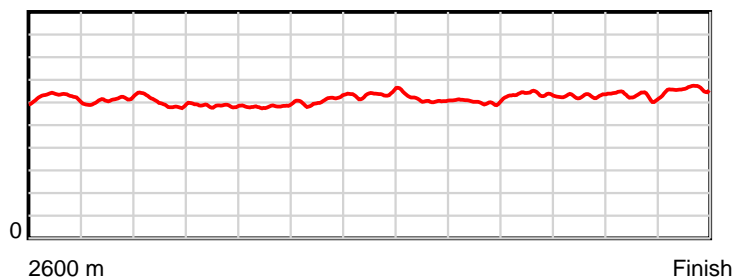
HRNZ and NZMTC and Thoroughbred Ratings Pty Ltd accepts no responsibility for the completeness or accuracy of any of the information contained herein, and makes no representations about its suitability for any particular purpose. Users should make their own judgements about those matters and/or seek independent advice. You assume all risks associated with use of the data provided on this page.

# Race Results

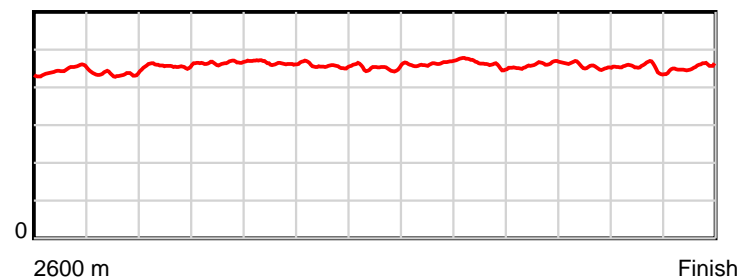
May 13, 2022, Race 10, FIRST DIRECT TAXIS MOBILE PACE, Distance 2600m, Addington - Survey 3200m

Result	TAB no.	Horse (Barrier)	2200m to	2000m to	1800m to	1600m to	1400m to	1200m to	1000m to	800m to	600m to	400m to	200m to	Total or	Margin
7th	13	<b>Mighty Reactor (11)</b>	<b>2000m</b>	<b>1800m</b>	<b>1600m</b>	<b>1400m</b>	<b>1200m</b>	<b>1000m</b>	<b>800m</b>	<b>600m</b>	<b>400m</b>	<b>200m</b>	<b>WP</b>	<b>Average</b>	
		Position in running (margin)	7(10.2)	4(6.7)	4(5.6)	4(5.8)	6(5.6)	5(5.4)	4(3.8)	5(3.6)	5(3.5)	7(3.6)	9(5.0)		3.50
		Sectional time (s)	15.15	15.75	15.98	15.16	14.20	14.93	15.31	14.53	14.61	14.41	13.81		
		Cumulative time (s)	163.84	148.69	132.94	116.96	101.80	87.60	72.67	57.36	42.83	28.22	13.81	3:12.52	
		Speed (m/s)	13.20	12.70	12.52	13.19	14.08	13.40	13.06	13.76	13.69	13.88	14.48	13.51	
		Stride length (m)	6.03	5.90	5.82	6.03	6.38	6.19	6.06	6.32	6.25	6.28	6.54	6.17	
		Stride duration (s)	0.457	0.465	0.465	0.457	0.453	0.462	0.464	0.459	0.457	0.453	0.452	0.457	
		Stride efficiency (%)	56.81	54.37	52.84	56.89	63.61	59.94	57.34	62.44	61.06	61.71	66.91	59.58	
		Stride count	33.17	33.91	34.39	33.15	31.35	32.29	33.02	31.64	31.99	31.83	30.56	421.07	

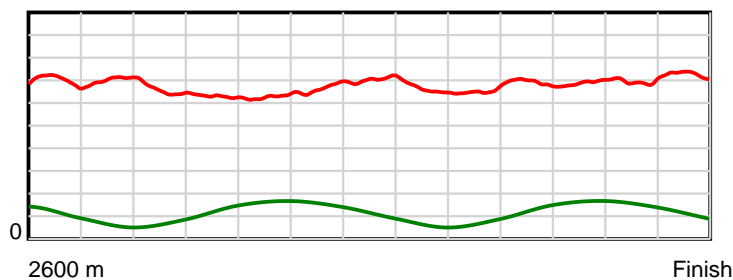
10 m Stride length



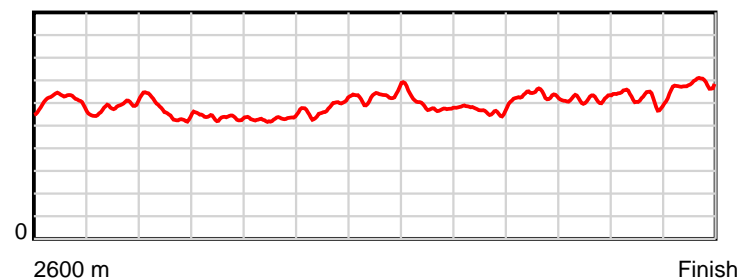
0.6 s Stride duration



20 m/sec Speed



100 % Stride efficiency



Note: Horizontal distance axis grid lines are 200m furlongs.

**Disclaimer.**

HRNZ and NZMTC and Thoroughbred Ratings Pty Ltd accepts no responsibility for the completeness or accuracy of any of the information contained herein, and makes no representations about its suitability for any particular purpose. Users should make their own judgements about those matters and/or seek independent advice. You assume all risks associated with use of the data provided on this page.



# Race Results



May 13, 2022, Race 10, FIRST DIRECT TAXIS MOBILE PACE, Distance 2600m, Addington - Survey 3200m

Result	TAB no.	Horse (Barrier)	2600 to	2400m to
8th	14	<b>Sophia Bromac (12)</b>	<b>2400m</b>	<b>2200m</b>
		Position in running (margin)	-	11(10.1)
		Sectional time (s)	14.53	15.96
		Cumulative time (s)	192.97	178.44
		Speed (m/s)	13.77	12.53
		Stride length (m)	6.27	5.75
		Stride duration (s)	0.442	0.459
		Stride efficiency (%)	61.51	51.62
		Stride count	31.88	34.80

#### Disclaimer.

HRNZ and NZMTC and Thoroughbred Ratings Pty Ltd accepts no responsibility for the completeness or accuracy of any of the information contained herein, and makes no representations about its suitability for any particular purpose. Users should make their own judgements about those matters and/or seek independent advice. You assume all risks associated with use of the data provided on this page.

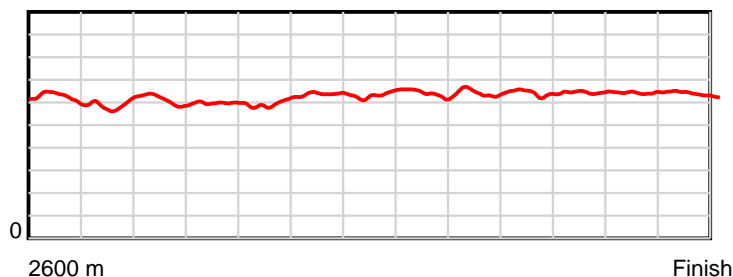


# Race Results

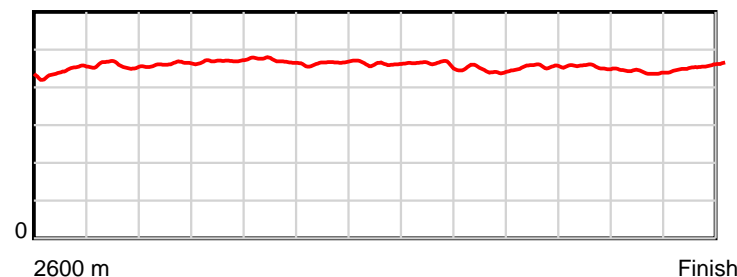
May 13, 2022, Race 10, FIRST DIRECT TAXIS MOBILE PACE, Distance 2600m, Addington - Survey 3200m

Result	TAB no.	Horse (Barrier)	2200m to	2000m to	1800m to	1600m to	1400m to	1200m to	1000m to	800m to	600m to	400m to	200m to	Total or	Margin
8th	14	<b>Sophia Bromac (12)</b>	<b>2000m</b>	<b>1800m</b>	<b>1600m</b>	<b>1400m</b>	<b>1200m</b>	<b>1000m</b>	<b>800m</b>	<b>600m</b>	<b>400m</b>	<b>200m</b>	<b>WP</b>	<b>Average</b>	
		Position in running (margin)	11(21.5)	12(19.5)	12(17.9)	12(18.5)	12(15.7)	12(17.5)	12(14.3)	11(7.6)	10(5.3)	8(4.5)	8(3.9)		6.00
		Sectional time (s)	15.40	15.65	16.05	14.73	14.52	14.67	14.23	14.17	14.46	14.09	14.51		
		Cumulative time (s)	162.48	147.08	131.43	115.38	100.65	86.13	71.46	57.23	43.06	28.60	14.51	3:12.97	
		Speed (m/s)	12.99	12.78	12.46	13.58	13.77	13.63	14.05	14.11	13.83	14.19	13.78	13.47	
		Stride length (m)	6.00	6.01	5.88	6.30	6.37	6.28	6.28	6.43	6.28	6.25	6.30	6.18	
		Stride duration (s)	0.462	0.470	0.472	0.464	0.462	0.461	0.447	0.456	0.454	0.440	0.457	0.458	
		Stride efficiency (%)	56.18	56.37	53.98	62.10	63.38	61.70	61.57	64.57	61.55	61.07	61.99	59.63	
		Stride count	33.36	33.30	34.03	31.73	31.40	31.83	31.86	31.11	31.87	31.99	31.75	420.91	

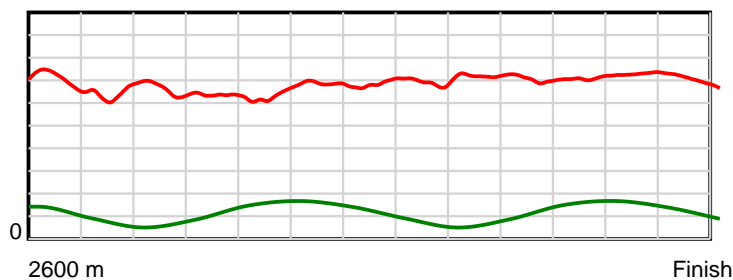
10 m Stride length



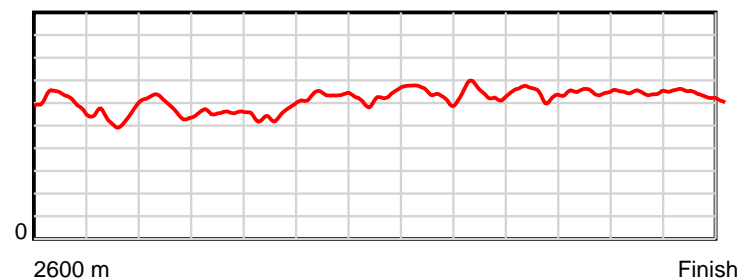
0.6 s Stride duration



20 m/sec Speed



100 % Stride efficiency



Note: Horizontal distance axis grid lines are 200m furlongs.

**Disclaimer.**

HRNZ and NZMTC and Thoroughbred Ratings Pty Ltd accepts no responsibility for the completeness or accuracy of any of the information contained herein, and makes no representations about its suitability for any particular purpose. Users should make their own judgements about those matters and/or seek independent advice. You assume all risks associated with use of the data provided on this page.



# Race Results



May 13, 2022, Race 10, FIRST DIRECT TAXIS MOBILE PACE, Distance 2600m, Addington - Survey 3200m

Result	TAB no.	Horse (Barrier)	2600 to	2400m to
9th	3	Mitsi Gaynor (3)	2400m	2200m
		Position in running (margin)	-	3(2.8)
		Sectional time (s)	13.49	14.54
		Cumulative time (s)	193.05	179.56
		Speed (m/s)	14.83	13.76
		Stride length (m)	6.29	6.16
		Stride duration (s)	0.422	0.448
		Stride efficiency (%)	61.85	59.29
		Stride count	31.79	32.47

## Disclaimer.

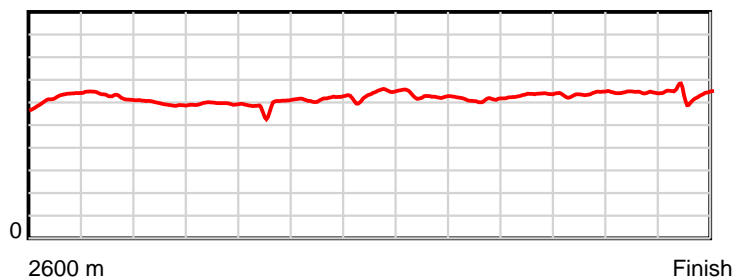
HRNZ and NZMTC and Thoroughbred Ratings Pty Ltd accepts no responsibility for the completeness or accuracy of any of the information contained herein, and makes no representations about its suitability for any particular purpose. Users should make their own judgements about those matters and/or seek independent advice. You assume all risks associated with use of the data provided on this page.

# Race Results

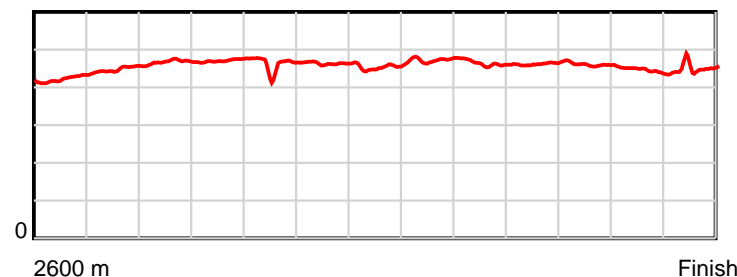
May 13, 2022, Race 10, FIRST DIRECT TAXIS MOBILE PACE, Distance 2600m, Addington - Survey 3200m

Result	TAB no.	Horse (Barrier)	2200m to	2000m to	1800m to	1600m to	1400m to	1200m to	1000m to	800m to	600m to	400m to	200m to	Total or	Margin
9th	3	Mitsi Gaynor (3)	<b>2000m</b>	<b>1800m</b>	<b>1600m</b>	<b>1400m</b>	<b>1200m</b>	<b>1000m</b>	<b>800m</b>	<b>600m</b>	<b>400m</b>	<b>200m</b>	<b>WP</b>	<b>Average</b>	
		Position in running (margin)	4(5.7)	5(7.2)	5(6.4)	5(5.9)	5(5.5)	6(5.8)	7(6.3)	10(6.3)	11(6.4)	12(6.8)	11(5.4)		6.50
		Sectional time (s)	15.99	15.78	15.86	15.13	14.28	15.29	15.35	14.57	14.65	13.96	14.16		
		Cumulative time (s)	165.02	149.03	133.25	117.39	102.26	87.98	72.69	57.34	42.77	28.12	14.16	3:13.05	
		Speed (m/s)	12.51	12.67	12.61	13.22	14.01	13.08	13.03	13.73	13.65	14.33	14.12	13.47	
		Stride length (m)	5.85	5.97	5.82	6.13	6.35	6.19	6.03	6.35	6.28	6.37	6.37	6.16	
		Stride duration (s)	0.468	0.471	0.462	0.463	0.453	0.473	0.463	0.463	0.460	0.444	0.451	0.457	
		Stride efficiency (%)	53.46	55.65	52.98	58.66	62.99	59.86	56.87	63.02	61.55	63.37	63.47	59.30	
		Stride count	34.20	33.51	34.35	32.64	31.50	32.31	33.15	31.49	31.87	31.41	31.38	422.07	

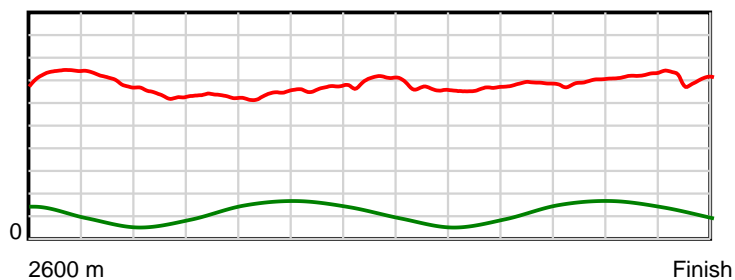
10 m Stride length



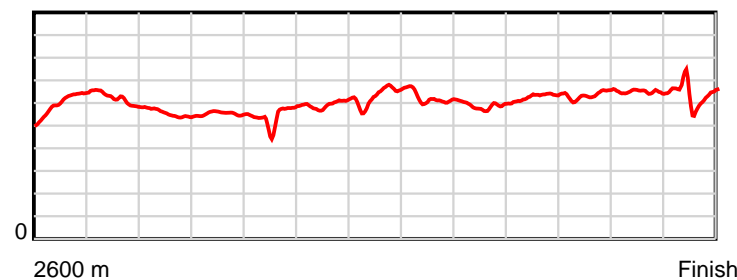
0.6 s Stride duration



20 m/sec Speed



100 % Stride efficiency



Note: Horizontal distance axis grid lines are 200m furlongs.

## Disclaimer.

HRNZ and NZMTC and Thoroughbred Ratings Pty Ltd accepts no responsibility for the completeness or accuracy of any of the information contained herein, and makes no representations about its suitability for any particular purpose. Users should make their own judgements about those matters and/or seek independent advice. You assume all risks associated with use of the data provided on this page.



# Race Results



May 13, 2022, Race 10, FIRST DIRECT TAXIS MOBILE PACE, Distance 2600m, Addington - Survey 3200m

Result	TAB no.	Horse (Barrier)	2600 to 2400m	2400m to 2200m
10th	6	<b>The Rage (5)</b>		
		Position in running (margin)	-	6(5.5)
		Sectional time (s)	14.12	14.74
		Cumulative time (s)	193.20	179.08
		Speed (m/s)	14.17	13.57
		Stride length (m)	6.84	6.67
		Stride duration (s)	0.470	0.492
		Stride efficiency (%)	73.06	69.53
		Stride count	29.25	29.98

## Disclaimer.

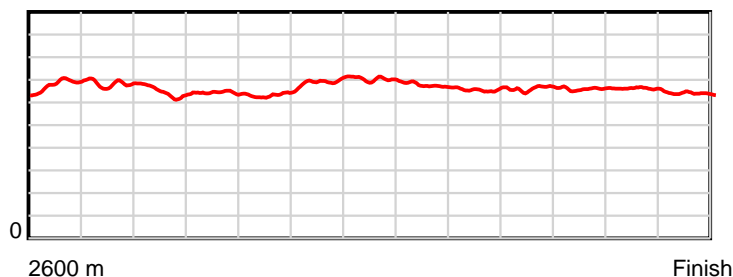
HRNZ and NZMTC and Thoroughbred Ratings Pty Ltd accepts no responsibility for the completeness or accuracy of any of the information contained herein, and makes no representations about its suitability for any particular purpose. Users should make their own judgements about those matters and/or seek independent advice. You assume all risks associated with use of the data provided on this page.

# Race Results

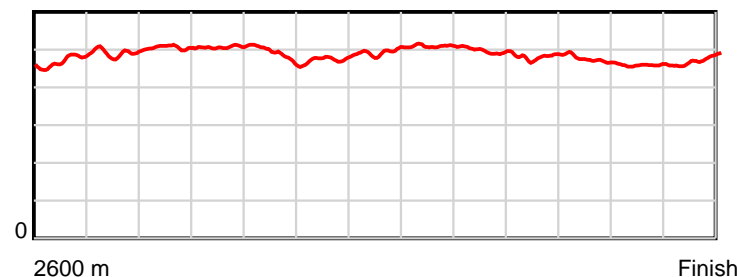
May 13, 2022, Race 10, FIRST DIRECT TAXIS MOBILE PACE, Distance 2600m, Addington - Survey 3200m

Result	TAB no.	Horse (Barrier)	2200m to	2000m to	1800m to	1600m to	1400m to	1200m to	1000m to	800m to	600m to	400m to	200m to	Total or	Margin
10th	6	The Rage (5)	2000m	1800m	1600m	1400m	1200m	1000m	800m	600m	400m	200m	WP	Average	
		Position in running (margin)	6(9.6)	7(11.5)	7(10.8)	7(9.2)	3(1.8)	2(1.5)	3(2.4)	4(3.4)	6(3.6)	6(3.1)	5(1.9)		7.30
		Sectional time (s)	16.07	15.79	15.69	13.96	14.18	15.35	15.52	14.59	14.50	13.99	14.70		
		Cumulative time (s)	164.34	148.27	132.48	116.79	102.83	88.65	73.30	57.78	43.19	28.69	14.70	3:13.20	
		Speed (m/s)	12.45	12.67	12.75	14.33	14.10	13.03	12.89	13.71	13.79	14.30	13.61	13.46	
		Stride length (m)	6.29	6.42	6.22	6.81	6.98	6.63	6.39	6.59	6.51	6.55	6.44	6.56	
		Stride duration (s)	0.505	0.507	0.488	0.475	0.495	0.509	0.496	0.481	0.472	0.458	0.473	0.487	
		Stride efficiency (%)	61.81	64.44	60.54	72.45	76.07	68.77	63.73	67.91	66.23	67.07	64.71	67.20	
		Stride count	31.80	31.14	32.13	29.37	28.66	30.15	31.32	30.34	30.72	30.53	31.08	396.47	

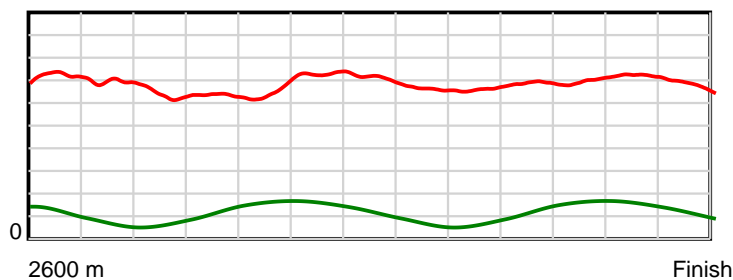
10 m Stride length



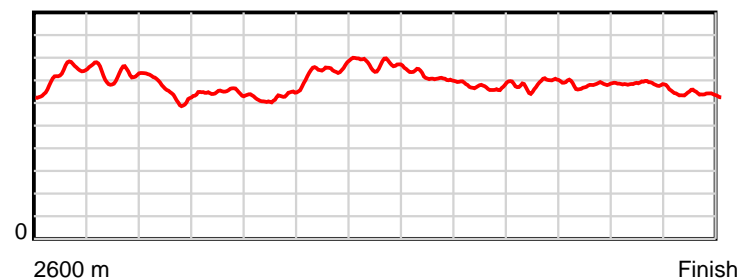
0.6 s Stride duration



20 m/sec Speed



100 % Stride efficiency



Note: Horizontal distance axis grid lines are 200m furlongs.

**Disclaimer.**

HRNZ and NZMTC and Thoroughbred Ratings Pty Ltd accepts no responsibility for the completeness or accuracy of any of the information contained herein, and makes no representations about its suitability for any particular purpose. Users should make their own judgements about those matters and/or seek independent advice. You assume all risks associated with use of the data provided on this page.



# Race Results



May 13, 2022, Race 10, FIRST DIRECT TAXIS MOBILE PACE, Distance 2600m, Addington - Survey 3200m

Result	TAB no.	Horse (Barrier)	2600 to	2400m to
11th	2	<b>Bizzie Lou (2)</b>	<b>2400m</b>	<b>2200m</b>
		Position in running (margin)	-	4(4.3)
		Sectional time (s)	13.67	14.61
		Cumulative time (s)	193.31	179.64
		Speed (m/s)	14.63	13.69
		Stride length (m)	6.04	5.95
		Stride duration (s)	0.411	0.435
		Stride efficiency (%)	56.93	55.35
		Stride count	33.13	33.60

#### Disclaimer.

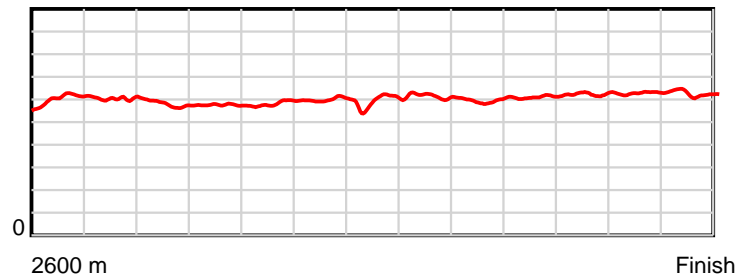
HRNZ and NZMTC and Thoroughbred Ratings Pty Ltd accepts no responsibility for the completeness or accuracy of any of the information contained herein, and makes no representations about its suitability for any particular purpose. Users should make their own judgements about those matters and/or seek independent advice. You assume all risks associated with use of the data provided on this page.

# Race Results

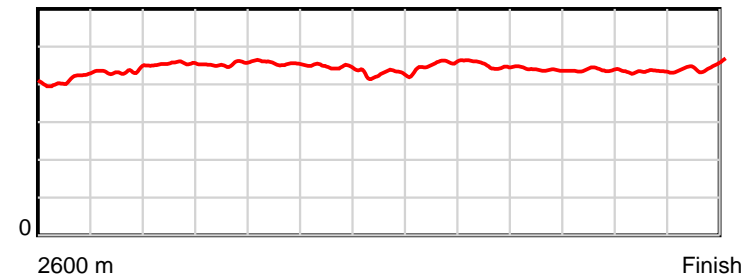
May 13, 2022, Race 10, FIRST DIRECT TAXIS MOBILE PACE, Distance 2600m, Addington - Survey 3200m

Result	TAB no.	Horse (Barrier)	2200m to	2000m to	1800m to	1600m to	1400m to	1200m to	1000m to	800m to	600m to	400m to	200m to	Total or	Margin
11th	2	<b>Bizzie Lou (2)</b>	<b>2000m</b>	<b>1800m</b>	<b>1600m</b>	<b>1400m</b>	<b>1200m</b>	<b>1000m</b>	<b>800m</b>	<b>600m</b>	<b>400m</b>	<b>200m</b>	<b>WP</b>	<b>Average</b>	
		Position in running (margin)	5(7.6)	6(8.9)	6(8.2)	6(8.0)	8(7.8)	8(9.4)	8(8.0)	12(8.1)	12(7.1)	11(6.5)	12(5.8)		7.90
		Sectional time (s)	15.95	15.80	15.91	15.16	14.50	14.97	15.37	14.38	14.49	14.07	14.43		
		Cumulative time (s)	165.03	149.08	133.28	117.37	102.21	87.71	72.74	57.37	42.99	28.50	14.43	3:13.31	
		Speed (m/s)	12.54	12.66	12.57	13.19	13.79	13.36	13.01	13.91	13.80	14.21	13.86	13.45	
		Stride length (m)	5.70	5.75	5.74	5.89	5.89	6.06	5.87	6.10	6.05	6.16	6.21	5.95	
		Stride duration (s)	0.455	0.454	0.456	0.447	0.427	0.454	0.451	0.439	0.438	0.433	0.448	0.442	
		Stride efficiency (%)	50.79	51.61	51.41	54.23	54.29	57.42	53.87	58.18	57.13	59.29	60.33	55.33	
		Stride count	35.08	34.80	34.87	33.95	33.93	32.99	34.06	32.78	33.08	32.47	32.19	436.93	

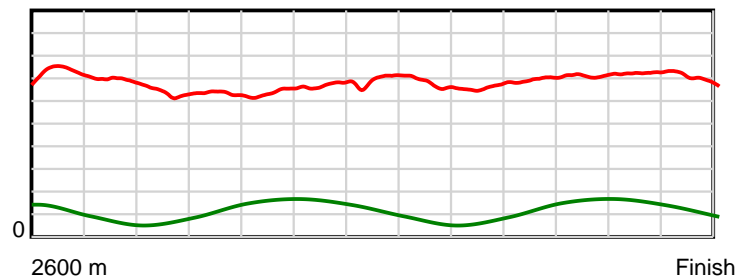
10 m Stride length



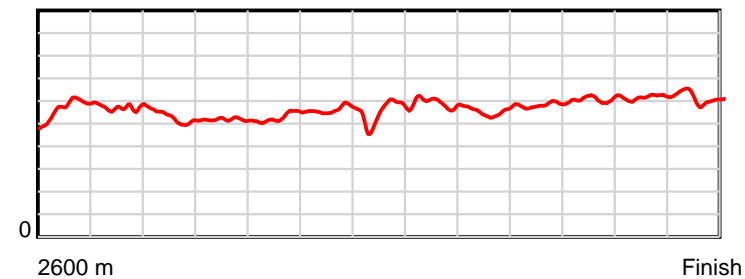
0.6 s Stride duration



20 m/sec Speed



100 % Stride efficiency



Note: Horizontal distance axis grid lines are 200m furlongs.

## Disclaimer.

HRNZ and NZMTC and Thoroughbred Ratings Pty Ltd accepts no responsibility for the completeness or accuracy of any of the information contained herein, and makes no representations about its suitability for any particular purpose. Users should make their own judgements about those matters and/or seek independent advice. You assume all risks associated with use of the data provided on this page.



# Race Results



May 13, 2022, Race 10, FIRST DIRECT TAXIS MOBILE PACE, Distance 2600m, Addington - Survey 3200m

Result	TAB no.	Horse (Barrier)	2600 to 2400m	2400m to 2200m
12th	4	<b>Silk (4)</b>		
		Position in running (margin)	-	1(0.0)
		Sectional time (s)	12.91	14.06
		Cumulative time (s)	193.81	180.90
		Speed (m/s)	15.49	14.22
		Stride length (m)	6.37	6.27
		Stride duration (s)	0.413	0.441
		Stride efficiency (%)	63.49	61.43
		Stride count	31.38	31.90

#### Disclaimer.

HRNZ and NZMTC and Thoroughbred Ratings Pty Ltd accepts no responsibility for the completeness or accuracy of any of the information contained herein, and makes no representations about its suitability for any particular purpose. Users should make their own judgements about those matters and/or seek independent advice. You assume all risks associated with use of the data provided on this page.

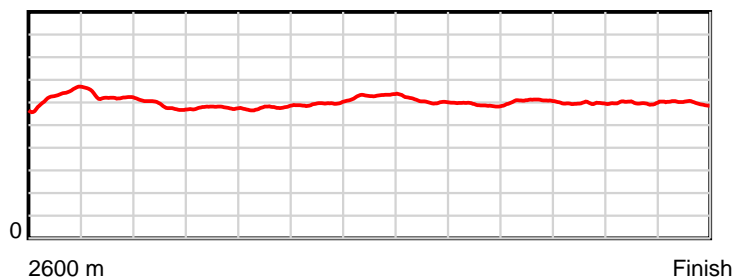


# Race Results

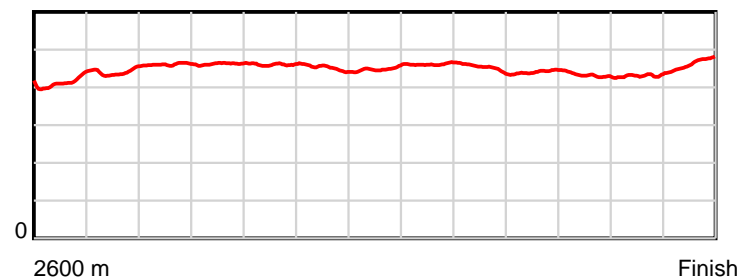
May 13, 2022, Race 10, FIRST DIRECT TAXIS MOBILE PACE, Distance 2600m, Addington - Survey 3200m

Result	TAB no.	Horse (Barrier)	2200m to	2000m to	1800m to	1600m to	1400m to	1200m to	1000m to	800m to	600m to	400m to	200m to	Total or	Margin
12th	4	Silk (4)	2000m	1800m	1600m	1400m	1200m	1000m	800m	600m	400m	200m	WP	Average	
		Position in running (margin)	1(0.0)	1(0.0)	1(0.0)	1(0.0)	1(0.0)	1(0.0)	1(0.0)	1(0.0)	1(0.0)	1(0.0)	4(1.6)		10.70
		Sectional time (s)	15.73	15.92	15.95	15.20	14.23	15.20	15.35	14.55	14.59	14.44	15.68		
		Cumulative time (s)	166.84	151.11	135.19	119.24	104.04	89.81	74.61	59.26	44.71	30.12	15.68	3:13.81	
		Speed (m/s)	12.71	12.56	12.54	13.16	14.05	13.16	13.03	13.75	13.71	13.85	12.76	13.42	
		Stride length (m)	5.86	5.81	5.78	5.94	6.31	6.07	5.89	6.06	5.92	5.97	5.93	6.01	
		Stride duration (s)	0.461	0.462	0.461	0.452	0.449	0.461	0.452	0.441	0.432	0.431	0.465	0.448	
		Stride efficiency (%)	53.67	52.71	52.13	55.23	62.19	57.56	54.29	57.35	54.82	55.68	55.00	56.42	
		Stride count	34.13	34.44	34.63	33.64	31.70	32.95	33.93	33.01	33.77	33.51	33.71	432.70	

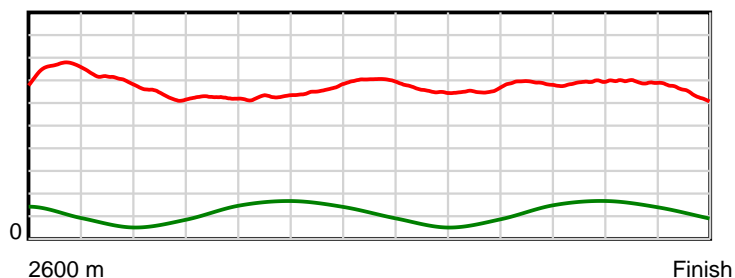
10 m Stride length



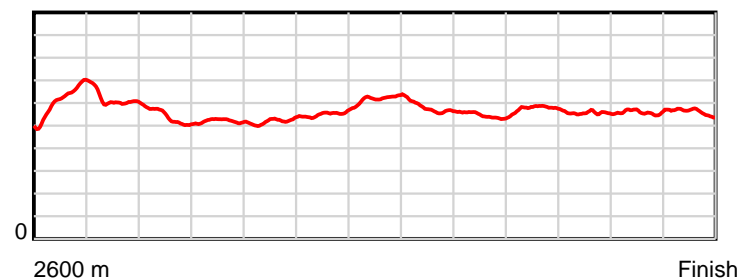
0.6 s Stride duration



20 m/sec Speed



100 % Stride efficiency



Note: Horizontal distance axis grid lines are 200m furlongs.

## Disclaimer.

HRNZ and NZMTC and Thoroughbred Ratings Pty Ltd accepts no responsibility for the completeness or accuracy of any of the information contained herein, and makes no representations about its suitability for any particular purpose. Users should make their own judgements about those matters and/or seek independent advice. You assume all risks associated with use of the data provided on this page.