



Race Results

NZ Metropolitan Trotting Club Inc, HRNZ, May 13, 2022

Compilation date: May 13, 2022, 5:40:09 PM (NZST)

Copyright © 2022 HRNZ and NZMTC. All rights reserved.

Trademarks.

StrideMASTER is a registered trademark of Thoroughbred Ratings Pty Ltd.

Disclaimer.

HRNZ and NZMTC and Thoroughbred Ratings Pty Ltd accepts no responsibility for the completeness or accuracy of any of the information contained herein, and makes no representations about its suitability for any particular purpose. Users should make their own judgements about those matters and/or seek independent advice. You assume all risks associated with use of the data provided on this page.



Race Results



May 13, 2022, Race 2, PAUL RENWICK JOINERY HANDICAP TROT, Distance 2600m, Addington - Survey 3200m

Result	TAB no.	Horse (Barrier)	2600 to	2400m to
1st	6	Harold Smith (6)	2400m	2200m
		Position in running (margin)	-	7(13.1)
		Sectional time (s)	18.49	15.12
		Cumulative time (s)	198.93	180.44
		Speed (m/s)	10.82	13.23
		Stride length (m)	5.97	6.23
		Stride duration (s)	0.492	0.471
		Stride efficiency (%)	55.65	60.70
		Stride count	33.51	32.09

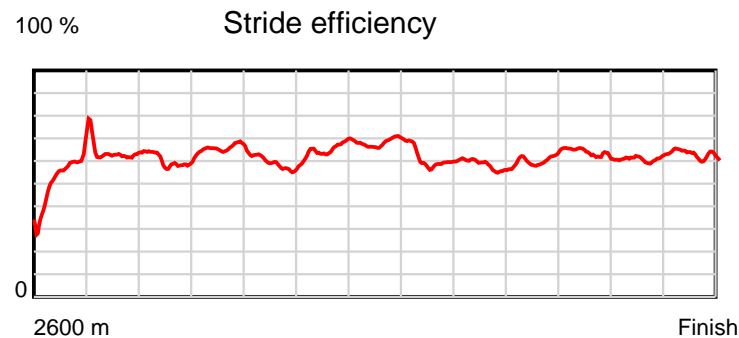
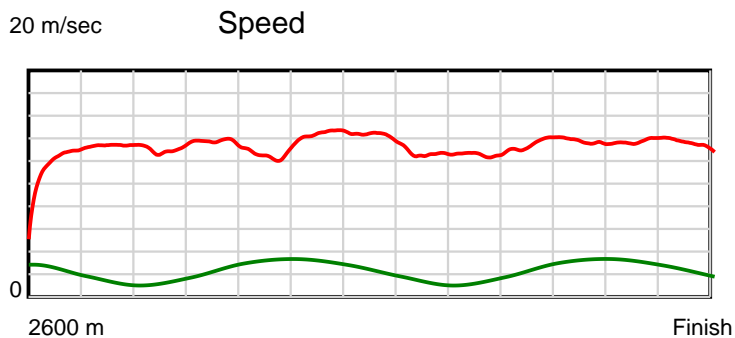
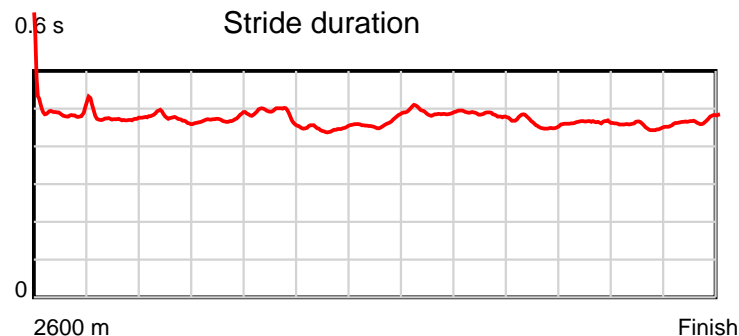
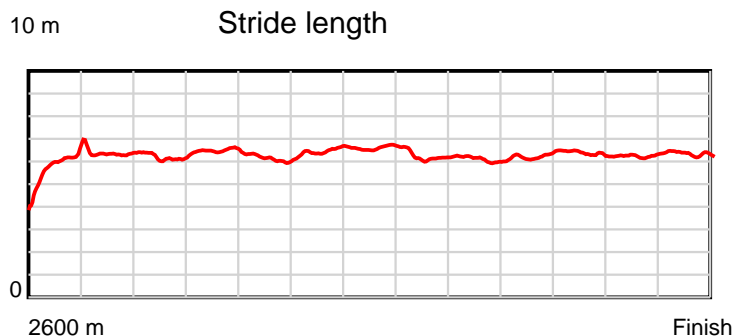
Disclaimer.

HRNZ and NZMTC and Thoroughbred Ratings Pty Ltd accepts no responsibility for the completeness or accuracy of any of the information contained herein, and makes no representations about its suitability for any particular purpose. Users should make their own judgements about those matters and/or seek independent advice. You assume all risks associated with use of the data provided on this page.

Race Results

May 13, 2022, Race 2, PAUL RENWICK JOINERY HANDICAP TROT, Distance 2600m, Addington - Survey 3200m

Result	TAB no.	Horse (Barrier)	2200m to	2000m to	1800m to	1600m to	1400m to	1200m to	1000m to	800m to	600m to	400m to	200m to	Total or	Margin
1st	6	Harold Smith (6)	2000m	1800m	1600m	1400m	1200m	1000m	800m	600m	400m	200m	WP	Average	
		Position in running (margin)	7(13.2)	7(9.5)	7(7.9)	7(7.1)	3(2.8)	1(0.0)	1(0.0)	1(0.0)	1(0.0)	1(0.0)	1(0.0)		0.00
		Sectional time (s)	15.64	14.63	16.10	14.11	14.11	15.96	15.97	14.79	14.66	14.45	14.90		
		Cumulative time (s)	165.32	149.68	135.05	118.95	104.84	90.73	74.77	58.80	44.01	29.35	14.90	3:18.93	
		Speed (m/s)	12.79	13.67	12.42	14.17	14.17	12.53	12.52	13.52	13.64	13.84	13.42	13.07	
		Stride length (m)	6.07	6.46	6.03	6.35	6.60	6.16	6.05	6.23	6.32	6.27	6.32	6.23	
		Stride duration (s)	0.475	0.473	0.485	0.448	0.465	0.491	0.483	0.461	0.463	0.453	0.471	0.477	
		Stride efficiency (%)	57.61	65.31	56.79	62.97	67.97	59.23	57.11	60.67	62.42	61.48	62.38	60.64	
		Stride count	32.94	30.94	33.18	31.51	30.32	32.49	33.08	32.10	31.65	31.89	31.66	417.36	



Note: Horizontal distance axis grid lines are 200m furlongs.

Disclaimer.

HRNZ and NZMTC and Thoroughbred Ratings Pty Ltd accepts no responsibility for the completeness or accuracy of any of the information contained herein, and makes no representations about its suitability for any particular purpose. Users should make their own judgements about those matters and/or seek independent advice. You assume all risks associated with use of the data provided on this page.



Race Results



May 13, 2022, Race 2, PAUL RENWICK JOINERY HANDICAP TROT, Distance 2600m, Addington - Survey 3200m

Result	TAB no.	Horse (Barrier)	2600 to 2400m	2400m to 2200m
2nd	4	Salvo (4)		
		Position in running (margin)	-	6(10.9)
		Sectional time (s)	17.94	14.96
		Cumulative time (s)	199.10	181.16
		Speed (m/s)	11.15	13.37
		Stride length (m)	5.68	6.25
		Stride duration (s)	0.459	0.467
		Stride efficiency (%)	50.34	61.05
		Stride count	35.24	32.00

Disclaimer.

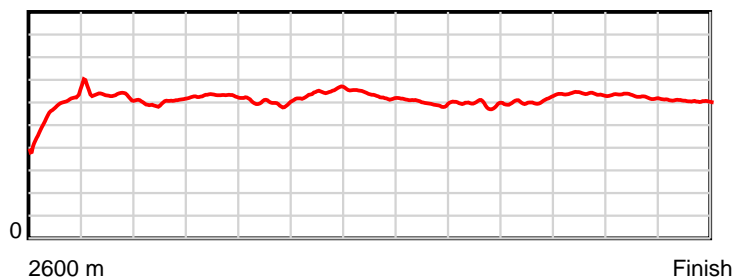
HRNZ and NZMTC and Thoroughbred Ratings Pty Ltd accepts no responsibility for the completeness or accuracy of any of the information contained herein, and makes no representations about its suitability for any particular purpose. Users should make their own judgements about those matters and/or seek independent advice. You assume all risks associated with use of the data provided on this page.

Race Results

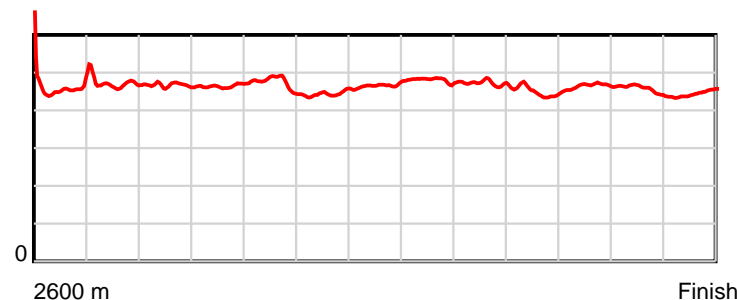
May 13, 2022, Race 2, PAUL RENWICK JOINERY HANDICAP TROT, Distance 2600m, Addington - Survey 3200m

Result	TAB no.	Horse (Barrier)	2200m to	2000m to	1800m to	1600m to	1400m to	1200m to	1000m to	800m to	600m to	400m to	200m to	Total or	Margin
2nd	4	Salvo (4)	2000m	1800m	1600m	1400m	1200m	1000m	800m	600m	400m	200m	WP	Average	
		Position in running (margin)	6(10.1)	6(6.9)	6(5.9)	5(5.1)	1(0.0)	2(1.8)	2(1.8)	3(1.8)	3(1.8)	4(2.0)	3(2.3)		1.00
		Sectional time (s)	15.73	14.72	16.10	13.99	14.87	15.97	15.96	14.79	14.70	14.50	14.87		
		Cumulative time (s)	166.20	150.47	135.75	119.65	105.66	90.79	74.82	58.86	44.07	29.37	14.87	3:19.10	
		Speed (m/s)	12.71	13.59	12.42	14.30	13.45	12.52	12.53	13.52	13.61	13.79	13.45	13.06	
		Stride length (m)	5.93	6.31	5.87	6.35	6.29	6.01	5.91	6.08	6.33	6.28	5.99	6.09	
		Stride duration (s)	0.466	0.464	0.473	0.444	0.468	0.479	0.471	0.450	0.465	0.455	0.445	0.466	
		Stride efficiency (%)	54.95	62.21	53.88	63.01	61.83	56.35	54.55	57.80	62.53	61.60	56.03	57.95	
		Stride count	33.73	31.70	34.06	31.50	31.79	33.31	33.85	32.89	31.62	31.86	33.40	426.95	

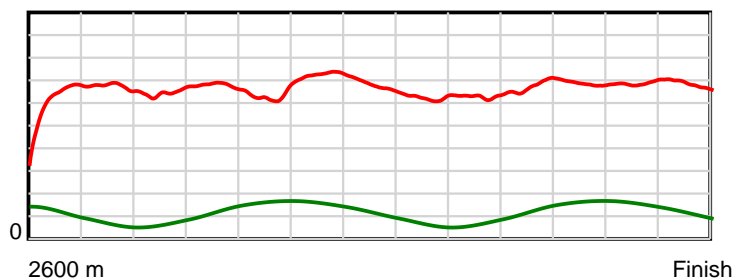
10 m Stride length



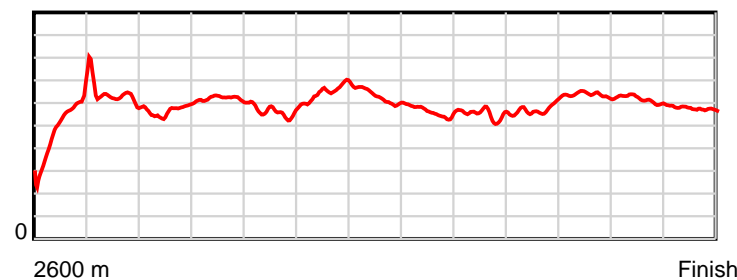
0.6 s Stride duration



20 m/sec Speed



100 % Stride efficiency



Note: Horizontal distance axis grid lines are 200m furlongs.

Disclaimer.

HRNZ and NZMTC and Thoroughbred Ratings Pty Ltd accepts no responsibility for the completeness or accuracy of any of the information contained herein, and makes no representations about its suitability for any particular purpose. Users should make their own judgements about those matters and/or seek independent advice. You assume all risks associated with use of the data provided on this page.



Race Results



May 13, 2022, Race 2, PAUL RENWICK JOINERY HANDICAP TROT, Distance 2600m, Addington - Survey 3200m

Result	TAB no.	Horse (Barrier)	2600 to	2400m to
3rd	8	Eurokash (8)	2400m	2200m
		Position in running (margin)	-	8(15.6)
		Sectional time (s)	18.88	15.11
		Cumulative time (s)	199.21	180.33
		Speed (m/s)	10.59	13.24
		Stride length (m)	19.98	7.73
		Stride duration (s)	1.623	0.584
		Stride efficiency (%)	623.91	93.42
		Stride count	10.01	25.87

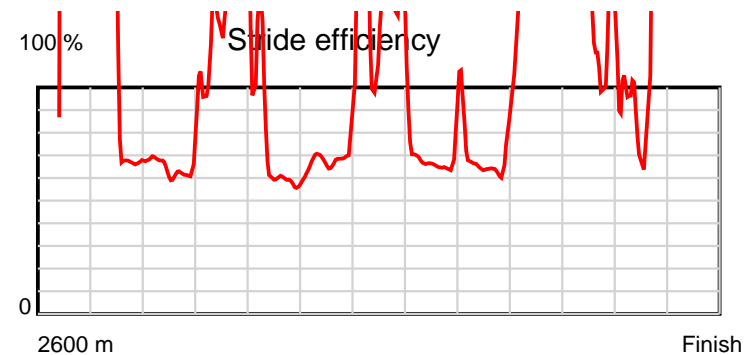
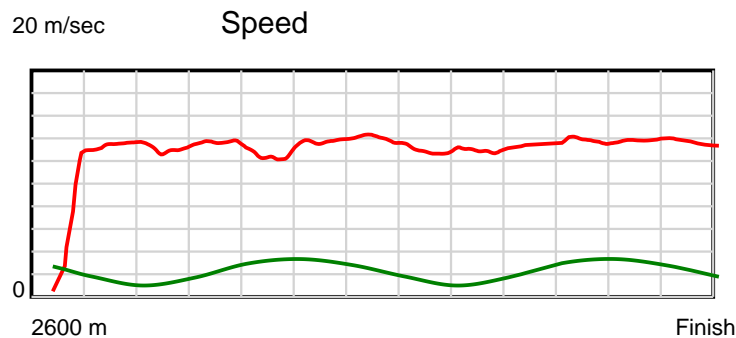
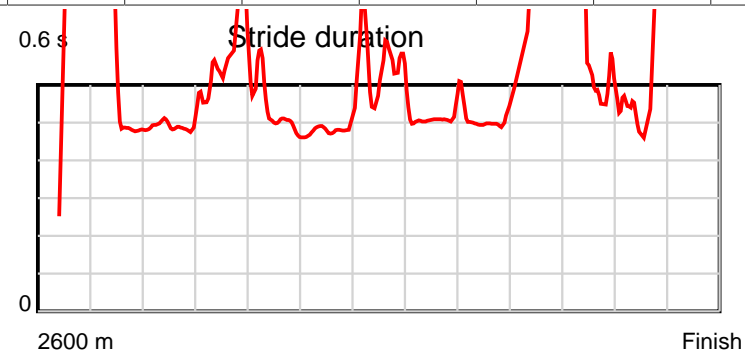
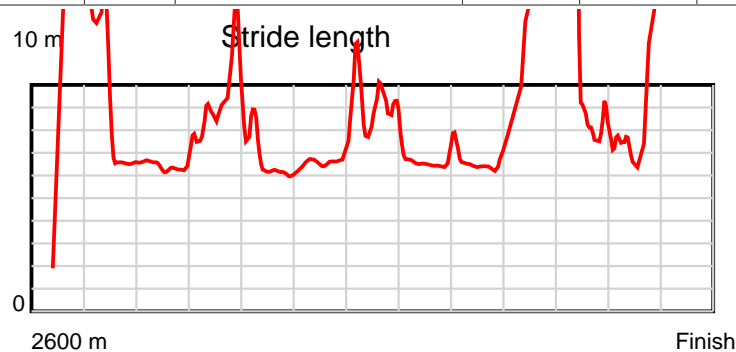
Disclaimer.

HRNZ and NZMTC and Thoroughbred Ratings Pty Ltd accepts no responsibility for the completeness or accuracy of any of the information contained herein, and makes no representations about its suitability for any particular purpose. Users should make their own judgements about those matters and/or seek independent advice. You assume all risks associated with use of the data provided on this page.

Race Results

May 13, 2022, Race 2, PAUL RENWICK JOINERY HANDICAP TROT, Distance 2600m, Addington - Survey 3200m

Result	TAB no.	Horse (Barrier)	2200m to	2000m to	1800m to	1600m to	1400m to	1200m to	1000m to	800m to	600m to	400m to	200m to	Total or	Margin
3rd	8	Eurokash (8)	2000m	1800m	1600m	1400m	1200m	1000m	800m	600m	400m	200m	WP	Average	
		Position in running (margin)	8(15.7)	9(11.9)	8(9.9)	9(10.3)	9(9.0)	8(7.5)	7(6.7)	6(4.3)	2(0.3)	2(0.7)	2(1.1)		1.60
		Sectional time (s)	15.63	14.54	16.31	14.63	14.33	15.82	15.57	14.11	14.73	14.52	15.03		
		Cumulative time (s)	165.22	149.59	135.05	118.74	104.11	89.78	73.96	58.39	44.28	29.55	15.03	3:19.21	
		Speed (m/s)	12.80	13.76	12.26	13.67	13.96	12.64	12.85	14.17	13.58	13.77	13.31	13.05	
		Stride length (m)	6.33	8.44	6.27	6.87	7.82	6.47	6.71	17.54	7.64	8.77	16.48	8.36	
		Stride duration (s)	0.495	0.614	0.511	0.503	0.560	0.512	0.522	1.237	0.562	0.637	1.238	0.641	
		Stride efficiency (%)	62.66	111.40	61.43	73.84	95.57	65.47	70.36	480.63	91.09	120.20	424.24	109.25	
		Stride count	31.58	23.69	31.90	29.09	25.57	30.90	29.81	11.40	26.19	22.80	12.14	310.95	



Note: Horizontal distance axis grid lines are 200m furlongs.

Disclaimer.

HRNZ and NZMTC and Thoroughbred Ratings Pty Ltd accepts no responsibility for the completeness or accuracy of any of the information contained herein, and makes no representations about its suitability for any particular purpose. Users should make their own judgements about those matters and/or seek independent advice. You assume all risks associated with use of the data provided on this page.



Race Results



May 13, 2022, Race 2, PAUL RENWICK JOINERY HANDICAP TROT, Distance 2600m, Addington - Survey 3200m

Result	TAB no.	Horse (Barrier)	2600 to	2400m to
4th	9	The Bloss (9)	2400m	2200m
		Position in running (margin)	-	1(0.0)
		Sectional time (s)	16.24	15.09
		Cumulative time (s)	199.25	183.01
		Speed (m/s)	12.31	13.25
		Stride length (m)	5.69	6.01
		Stride duration (s)	0.427	0.453
		Stride efficiency (%)	50.60	56.42
		Stride count	35.15	33.29

Disclaimer.

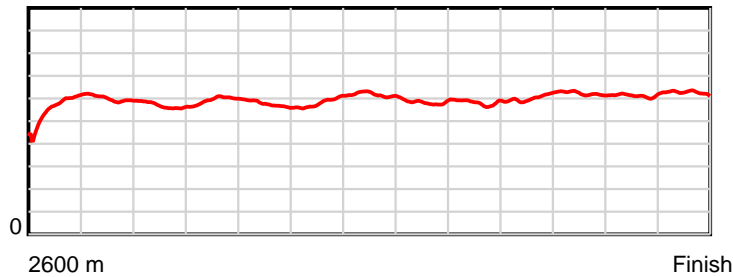
HRNZ and NZMTC and Thoroughbred Ratings Pty Ltd accepts no responsibility for the completeness or accuracy of any of the information contained herein, and makes no representations about its suitability for any particular purpose. Users should make their own judgements about those matters and/or seek independent advice. You assume all risks associated with use of the data provided on this page.

Race Results

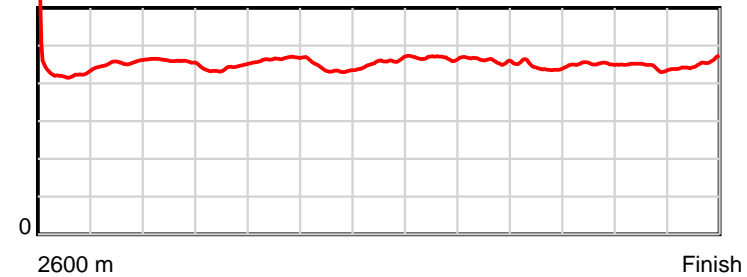
May 13, 2022, Race 2, PAUL RENWICK JOINERY HANDICAP TROT, Distance 2600m, Addington - Survey 3200m

Result	TAB no.	Horse (Barrier)	2200m to	2000m to	1800m to	1600m to	1400m to	1200m to	1000m to	800m to	600m to	400m to	200m to	Total or	Margin
4th	9	The Bloss (9)	2000m	1800m	1600m	1400m	1200m	1000m	800m	600m	400m	200m	WP	Average	
		Position in running (margin)	1(0.0)	1(0.0)	1(0.0)	1(0.0)	2(1.5)	3(3.3)	4(3.7)	5(3.6)	6(3.3)	5(3.7)	5(4.4)		1.80
		Sectional time (s)	16.26	14.89	16.24	15.09	14.87	16.02	15.95	14.75	14.72	14.57	14.56		
		Cumulative time (s)	167.92	151.66	136.77	120.53	105.44	90.57	74.55	58.60	43.85	29.13	14.56	3:19.25	
		Speed (m/s)	12.30	13.43	12.32	13.25	13.45	12.48	12.54	13.56	13.59	13.73	13.74	13.05	
		Stride length (m)	5.66	5.92	5.72	5.84	6.14	5.84	5.78	6.03	6.14	6.11	6.20	5.92	
		Stride duration (s)	0.460	0.441	0.464	0.441	0.456	0.467	0.461	0.444	0.452	0.445	0.452	0.454	
		Stride efficiency (%)	50.06	54.79	51.12	53.36	58.90	53.21	52.20	56.75	58.84	58.32	60.16	54.82	
		Stride count	35.34	33.78	34.97	34.23	32.58	34.27	34.60	33.19	32.59	32.74	32.23	438.96	

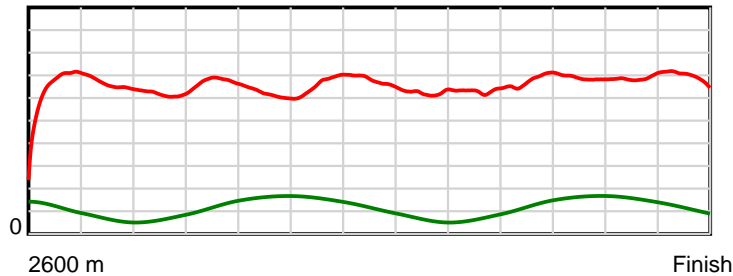
10 m Stride length



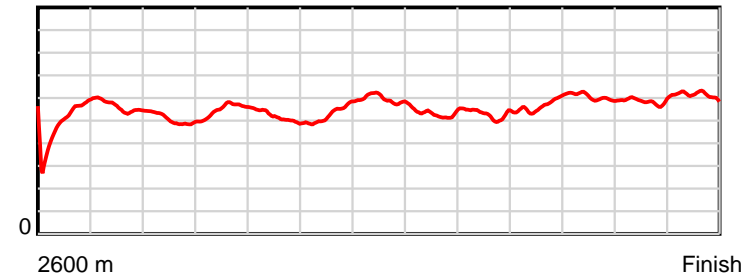
0.6 s Stride duration



20 m/sec Speed



100 % Stride efficiency



Note: Horizontal distance axis grid lines are 200m furlongs.

Disclaimer.

HRNZ and NZMTC and Thoroughbred Ratings Pty Ltd accepts no responsibility for the completeness or accuracy of any of the information contained herein, and makes no representations about its suitability for any particular purpose. Users should make their own judgements about those matters and/or seek independent advice. You assume all risks associated with use of the data provided on this page.



Race Results



May 13, 2022, Race 2, PAUL RENWICK JOINERY HANDICAP TROT, Distance 2600m, Addington - Survey 3200m

Result	TAB no.	Horse (Barrier)	2600 to	2400m to
5th	10	Boyz Invasion (0)	2400m	2200m
		Position in running (margin)	-	10(20.6)
		Sectional time (s)	19.71	15.23
		Cumulative time (s)	199.34	179.63
		Speed (m/s)	10.15	13.13
		Stride length (m)	5.48	5.80
		Stride duration (s)	0.452	0.441
		Stride efficiency (%)	47.00	52.51
		Stride count	36.47	34.50

Disclaimer.

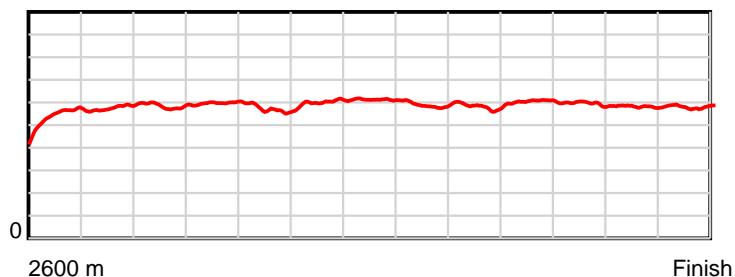
HRNZ and NZMTC and Thoroughbred Ratings Pty Ltd accepts no responsibility for the completeness or accuracy of any of the information contained herein, and makes no representations about its suitability for any particular purpose. Users should make their own judgements about those matters and/or seek independent advice. You assume all risks associated with use of the data provided on this page.

Race Results

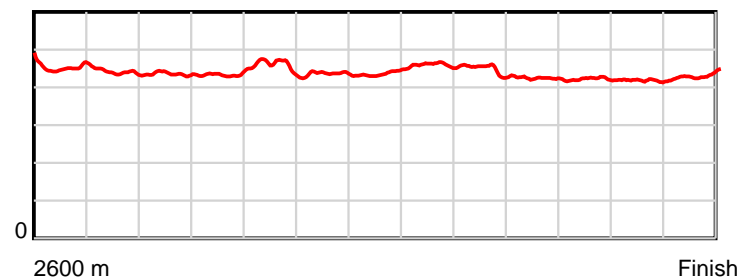
May 13, 2022, Race 2, PAUL RENWICK JOINERY HANDICAP TROT, Distance 2600m, Addington - Survey 3200m

Result	TAB no.	Horse (Barrier)	2200m to	2000m to	1800m to	1600m to	1400m to	1200m to	1000m to	800m to	600m to	400m to	200m to	Total or	Margin
5th	10	Boyz Invasion (0)	2000m	1800m	1600m	1400m	1200m	1000m	800m	600m	400m	200m	WP	Average	
		Position in running (margin)	11(21.4)	10(13.8)	10(11.9)	10(12.5)	10(11.6)	10(10.0)	9(8.1)	8(6.0)	4(1.8)	3(1.5)	4(2.8)		2.30
		Sectional time (s)	14.99	14.56	16.35	14.68	14.31	15.63	15.62	14.09	14.61	14.66	14.90		
		Cumulative time (s)	164.40	149.41	134.85	118.50	103.82	89.51	73.88	58.26	44.17	29.56	14.90	3:19.34	
		Speed (m/s)	13.34	13.74	12.23	13.62	13.98	12.80	12.80	14.19	13.69	13.64	13.42	13.04	
		Stride length (m)	5.81	5.96	5.61	5.94	6.11	5.88	5.73	6.02	5.78	5.70	5.80	5.81	
		Stride duration (s)	0.436	0.434	0.458	0.436	0.437	0.459	0.448	0.424	0.422	0.418	0.432	0.446	
		Stride efficiency (%)	52.78	55.43	49.15	55.05	58.27	53.95	51.37	56.58	52.12	50.77	52.51	52.76	
		Stride count	34.41	33.58	35.66	33.70	32.75	34.04	34.88	33.24	34.63	35.09	34.50	447.45	

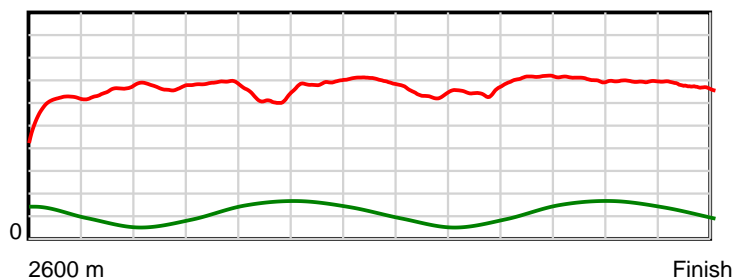
10 m Stride length



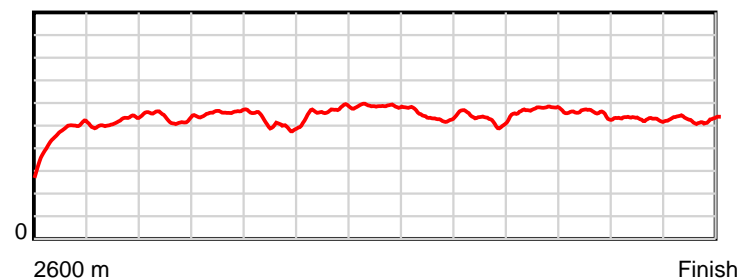
0.6 s Stride duration



20 m/sec Speed



100 % Stride efficiency



Note: Horizontal distance axis grid lines are 200m furlongs.

Disclaimer.

HRNZ and NZMTC and Thoroughbred Ratings Pty Ltd accepts no responsibility for the completeness or accuracy of any of the information contained herein, and makes no representations about its suitability for any particular purpose. Users should make their own judgements about those matters and/or seek independent advice. You assume all risks associated with use of the data provided on this page.



Race Results



May 13, 2022, Race 2, PAUL RENWICK JOINERY HANDICAP TROT, Distance 2600m, Addington - Survey 3200m

Result	TAB no.	Horse (Barrier)	2600 to	2400m to
6th	7	Royal Del (7)	2400m	2200m
		Position in running (margin)	-	5(10.0)
		Sectional time (s)	17.69	14.72
		Cumulative time (s)	199.34	181.65
		Speed (m/s)	11.30	13.59
		Stride length (m)	5.49	6.03
		Stride duration (s)	0.438	0.444
		Stride efficiency (%)	47.13	56.86
		Stride count	36.42	33.16

Disclaimer.

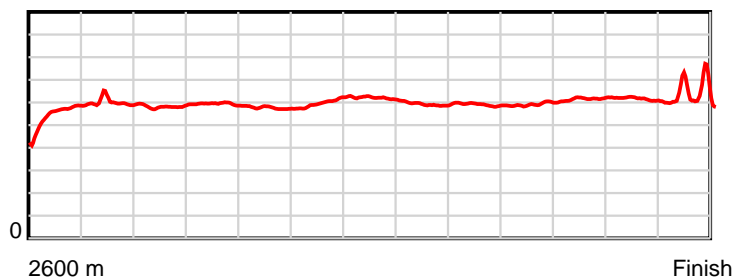
HRNZ and NZMTC and Thoroughbred Ratings Pty Ltd accepts no responsibility for the completeness or accuracy of any of the information contained herein, and makes no representations about its suitability for any particular purpose. Users should make their own judgements about those matters and/or seek independent advice. You assume all risks associated with use of the data provided on this page.

Race Results

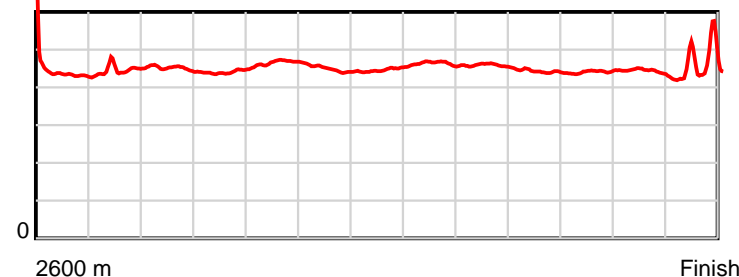
May 13, 2022, Race 2, PAUL RENWICK JOINERY HANDICAP TROT, Distance 2600m, Addington - Survey 3200m

Result	TAB no.	Horse (Barrier)	2200m to	2000m to	1800m to	1600m to	1400m to	1200m to	1000m to	800m to	600m to	400m to	200m to	Total or	Margin
6th	7	Royal Del (7)	2000m	1800m	1600m	1400m	1200m	1000m	800m	600m	400m	200m	WP	Average	
		Position in running (margin)	5(7.8)	5(4.3)	4(3.6)	6(5.6)	7(7.2)	6(6.2)	5(4.1)	4(2.6)	7(3.6)	7(4.5)	6(5.4)		2.30
		Sectional time (s)	15.67	14.78	16.58	15.10	14.41	15.61	15.72	14.94	14.81	14.60	14.71		
		Cumulative time (s)	166.93	151.26	136.48	119.90	104.80	90.39	74.78	59.06	44.12	29.31	14.71	3:19.34	
		Speed (m/s)	12.76	13.53	12.06	13.25	13.88	12.81	12.72	13.39	13.50	13.70	13.60	13.04	
		Stride length (m)	5.76	5.96	5.61	5.95	6.20	5.94	5.83	5.92	5.96	6.04	6.28	5.91	
		Stride duration (s)	0.451	0.441	0.465	0.449	0.446	0.464	0.458	0.442	0.441	0.441	0.462	0.453	
		Stride efficiency (%)	51.83	55.58	49.23	55.36	59.99	55.08	53.16	54.75	55.50	57.04	61.64	54.66	
		Stride count	34.73	33.53	35.63	33.60	32.28	33.69	34.29	33.79	33.56	33.10	31.85	439.63	

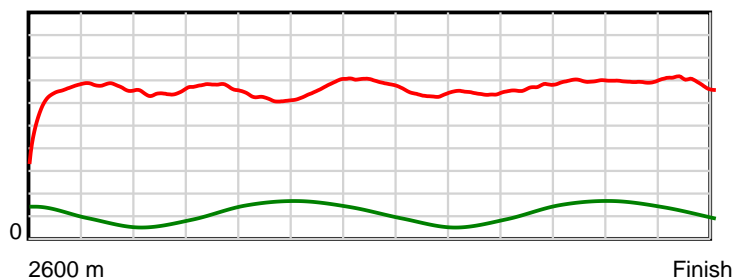
10 m Stride length



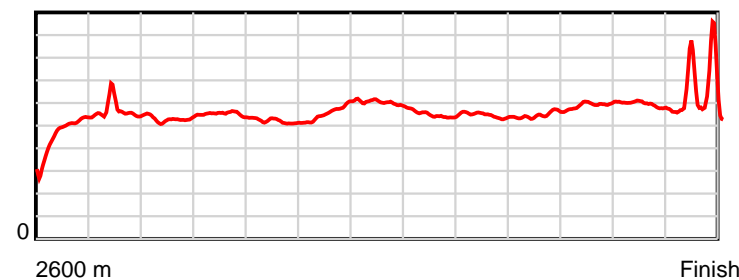
0.6 s Stride duration



20 m/sec Speed



100 % Stride efficiency



Note: Horizontal distance axis grid lines are 200m furlongs.

Disclaimer.

HRNZ and NZMTC and Thoroughbred Ratings Pty Ltd accepts no responsibility for the completeness or accuracy of any of the information contained herein, and makes no representations about its suitability for any particular purpose. Users should make their own judgements about those matters and/or seek independent advice. You assume all risks associated with use of the data provided on this page.



Race Results



May 13, 2022, Race 2, PAUL RENWICK JOINERY HANDICAP TROT, Distance 2600m, Addington - Survey 3200m

Result	TAB no.	Horse (Barrier)	2600 to	2400m to
7th	2	Blink N Bones (2)	2400m	2200m
		Position in running (margin)	-	3(2.2)
		Sectional time (s)	16.69	15.17
		Cumulative time (s)	199.53	182.84
		Speed (m/s)	11.98	13.18
		Stride length (m)	5.59	6.18
		Stride duration (s)	0.466	0.469
		Stride efficiency (%)	48.78	59.73
		Stride count	35.80	32.35

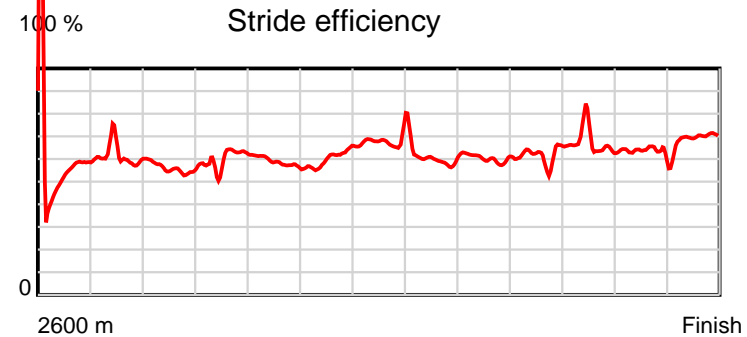
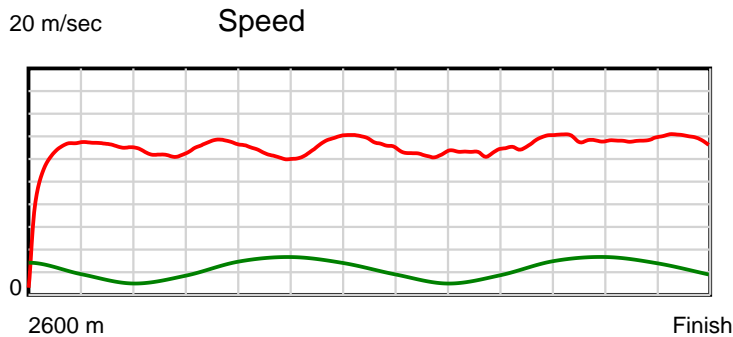
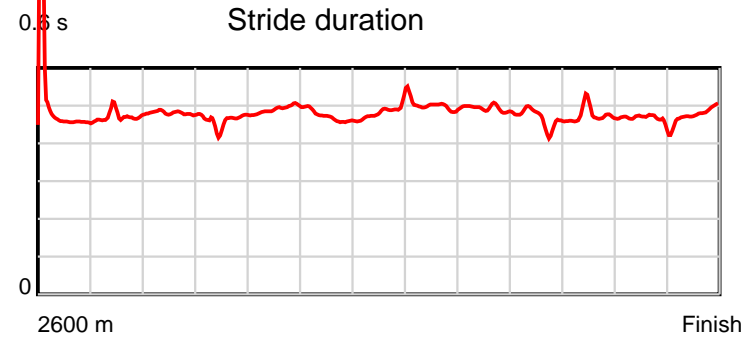
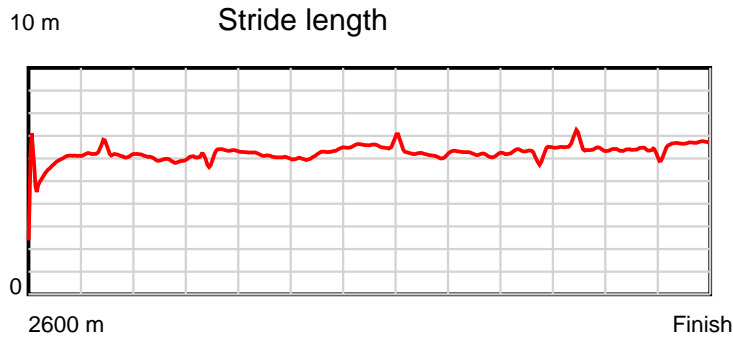
Disclaimer.

HRNZ and NZMTC and Thoroughbred Ratings Pty Ltd accepts no responsibility for the completeness or accuracy of any of the information contained herein, and makes no representations about its suitability for any particular purpose. Users should make their own judgements about those matters and/or seek independent advice. You assume all risks associated with use of the data provided on this page.

Race Results

May 13, 2022, Race 2, PAUL RENWICK JOINERY HANDICAP TROT, Distance 2600m, Addington - Survey 3200m

Result	TAB no.	Horse (Barrier)	2200m to	2000m to	1800m to	1600m to	1400m to	1200m to	1000m to	800m to	600m to	400m to	200m to	Total or	Margin
7th	2	Blink N Bones (2)	2000m	1800m	1600m	1400m	1200m	1000m	800m	600m	400m	200m	WP	Average	
		Position in running (margin)	2(2.7)	2(2.3)	3(2.4)	2(2.1)	4(3.4)	5(5.0)	6(5.6)	7(5.5)	8(5.9)	8(5.7)	7(7.0)		3.30
		Sectional time (s)	16.20	14.90	16.19	15.05	14.83	16.07	15.95	14.85	14.64	14.66	14.33		
		Cumulative time (s)	167.67	151.47	136.57	120.38	105.33	90.50	74.43	58.48	43.63	28.99	14.33	3:19.53	
		Speed (m/s)	12.35	13.42	12.35	13.29	13.49	12.45	12.54	13.47	13.66	13.64	13.96	13.03	
		Stride length (m)	5.93	6.17	6.06	6.26	6.56	6.19	6.18	6.25	6.47	6.28	6.73	6.21	
		Stride duration (s)	0.481	0.460	0.491	0.471	0.487	0.497	0.493	0.464	0.474	0.460	0.483	0.476	
		Stride efficiency (%)	55.02	59.57	57.48	61.15	67.30	59.81	59.66	61.01	65.49	61.56	70.86	60.21	
		Stride count	33.71	32.39	32.98	31.97	30.48	32.33	32.37	32.01	30.89	31.87	29.70	418.85	



Note: Horizontal distance axis grid lines are 200m furlongs.

Disclaimer.

HRNZ and NZMTC and Thoroughbred Ratings Pty Ltd accepts no responsibility for the completeness or accuracy of any of the information contained herein, and makes no representations about its suitability for any particular purpose. Users should make their own judgements about those matters and/or seek independent advice. You assume all risks associated with use of the data provided on this page.



Race Results



May 13, 2022, Race 2, PAUL RENWICK JOINERY HANDICAP TROT, Distance 2600m, Addington - Survey 3200m

Result	TAB no.	Horse (Barrier)	2600 to	2400m to
8th	3	Test The Bound... (3)	2400m	2200m
		Position in running (margin)	-	4(9.2)
		Sectional time (s)	17.72	14.63
		Cumulative time (s)	199.91	182.19
		Speed (m/s)	11.29	13.67
		Stride length (m)	5.75	6.57
		Stride duration (s)	0.466	0.480
		Stride efficiency (%)	51.73	67.36
		Stride count	34.76	30.46

Disclaimer.

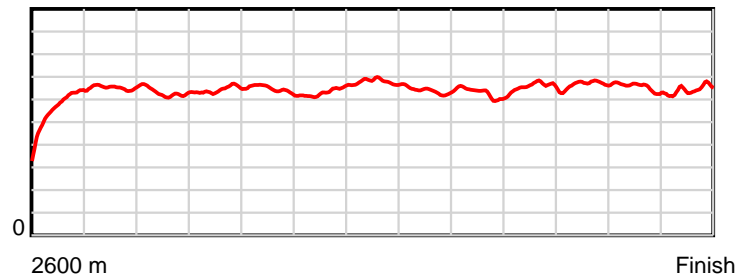
HRNZ and NZMTC and Thoroughbred Ratings Pty Ltd accepts no responsibility for the completeness or accuracy of any of the information contained herein, and makes no representations about its suitability for any particular purpose. Users should make their own judgements about those matters and/or seek independent advice. You assume all risks associated with use of the data provided on this page.

Race Results

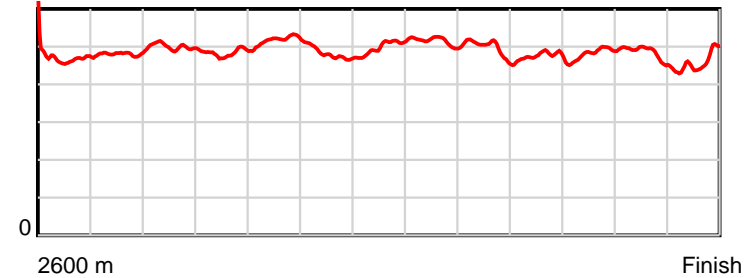
May 13, 2022, Race 2, PAUL RENWICK JOINERY HANDICAP TROT, Distance 2600m, Addington - Survey 3200m

Result	TAB no.	Horse (Barrier)	2200m to	2000m to	1800m to	1600m to	1400m to	1200m to	1000m to	800m to	600m to	400m to	200m to	Total or	Margin
8th	3	Test The Bound... (3)	2000m	1800m	1600m	1400m	1200m	1000m	800m	600m	400m	200m	WP	Average	
		Position in running (margin)	4(6.5)	4(4.2)	5(5.1)	4(4.5)	6(5.7)	7(7.1)	8(7.7)	9(7.6)	9(5.9)	10(6.0)	10(8.7)		5.50
		Sectional time (s)	15.89	15.02	16.14	15.05	14.81	16.05	15.96	14.51	14.67	14.90	14.56		
		Cumulative time (s)	167.56	151.67	136.65	120.51	105.46	90.65	74.60	58.64	44.13	29.46	14.56	3:19.91	
		Speed (m/s)	12.59	13.32	12.39	13.29	13.50	12.46	12.53	13.78	13.63	13.42	13.74	13.01	
		Stride length (m)	6.30	6.42	6.41	6.39	6.75	6.40	6.21	6.54	6.56	6.45	6.35	6.38	
		Stride duration (s)	0.501	0.482	0.517	0.481	0.500	0.514	0.496	0.474	0.481	0.480	0.462	0.491	
		Stride efficiency (%)	62.04	64.41	64.16	63.73	71.17	64.03	60.31	66.75	67.27	65.00	63.05	63.68	
		Stride count	31.74	31.15	31.21	31.32	29.64	31.24	32.19	30.60	30.48	31.01	31.49	407.29	

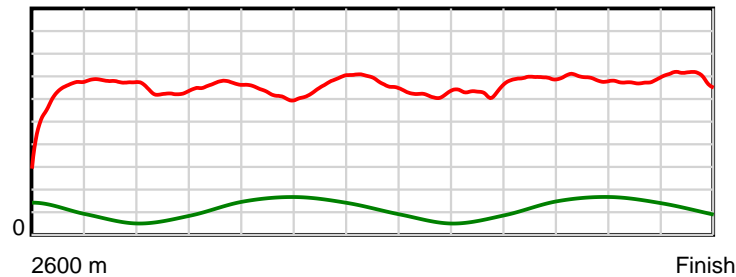
10 m Stride length



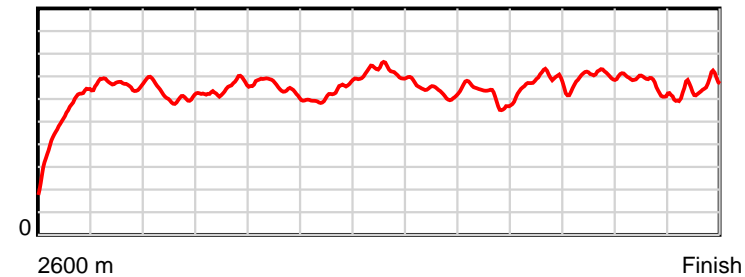
0.6 s Stride duration



20 m/sec Speed



100 % Stride efficiency



Note: Horizontal distance axis grid lines are 200m furlongs.

Disclaimer.

HRNZ and NZMTC and Thoroughbred Ratings Pty Ltd accepts no responsibility for the completeness or accuracy of any of the information contained herein, and makes no representations about its suitability for any particular purpose. Users should make their own judgements about those matters and/or seek independent advice. You assume all risks associated with use of the data provided on this page.



Race Results



May 13, 2022, Race 2, PAUL RENWICK JOINERY HANDICAP TROT, Distance 2600m, Addington - Survey 3200m

Result	TAB no.	Horse (Barrier)	2600 to	2400m to
9th	5	King Of Love (5)	2400m	2200m
		Position in running (margin)	-	9(17.7)
		Sectional time (s)	19.20	15.25
		Cumulative time (s)	200.20	181.00
		Speed (m/s)	10.42	13.11
		Stride length (m)	5.83	6.33
		Stride duration (s)	0.487	0.483
		Stride efficiency (%)	53.20	62.62
		Stride count	34.28	31.59

Disclaimer.

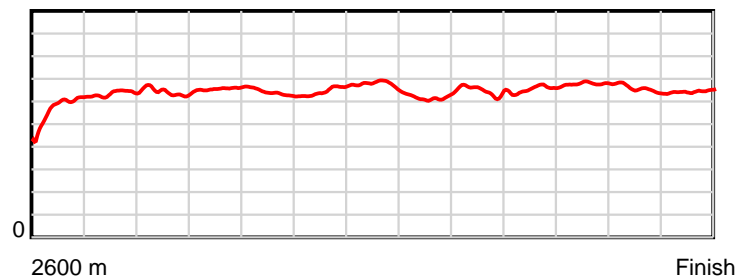
HRNZ and NZMTC and Thoroughbred Ratings Pty Ltd accepts no responsibility for the completeness or accuracy of any of the information contained herein, and makes no representations about its suitability for any particular purpose. Users should make their own judgements about those matters and/or seek independent advice. You assume all risks associated with use of the data provided on this page.

Race Results

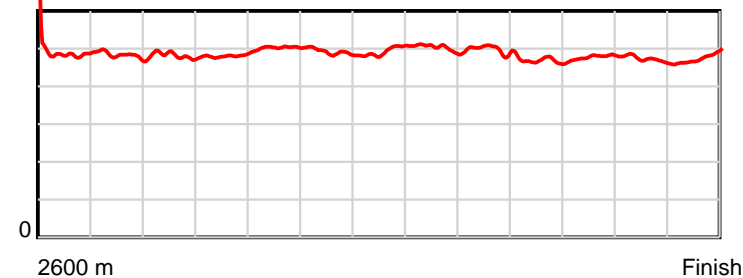
May 13, 2022, Race 2, PAUL RENWICK JOINERY HANDICAP TROT, Distance 2600m, Addington - Survey 3200m

Result	TAB no.	Horse (Barrier)	2200m to	2000m to	1800m to	1600m to	1400m to	1200m to	1000m to	800m to	600m to	400m to	200m to	Total or	Margin
9th	5	King Of Love (5)	2000m	1800m	1600m	1400m	1200m	1000m	800m	600m	400m	200m	WP	Average	
		Position in running (margin)	9(18.7)	8(11.7)	9(10.1)	8(7.2)	8(8.8)	9(9.2)	10(11.2)	10(9.5)	10(6.5)	9(5.9)	9(8.0)		7.10
		Sectional time (s)	15.09	14.61	15.77	15.11	14.63	16.29	15.70	14.28	14.57	14.79	14.91		
		Cumulative time (s)	165.75	150.66	136.05	120.28	105.17	90.54	74.25	58.55	44.27	29.70	14.91	3:20.20	
		Speed (m/s)	13.25	13.69	12.68	13.24	13.67	12.28	12.74	14.01	13.73	13.52	13.41	12.99	
		Stride length (m)	6.38	6.58	6.37	6.51	6.74	6.17	6.35	6.55	6.56	6.37	6.43	6.39	
		Stride duration (s)	0.482	0.481	0.502	0.492	0.493	0.502	0.498	0.467	0.478	0.471	0.479	0.492	
		Stride efficiency (%)	63.69	67.67	63.42	66.22	71.08	59.45	62.96	67.00	67.23	63.33	64.67	63.82	
		Stride count	31.33	30.39	31.40	30.72	29.65	32.43	31.51	30.54	30.49	31.42	31.09	406.84	

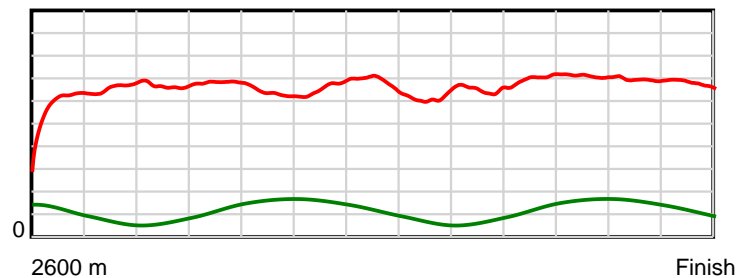
10 m Stride length



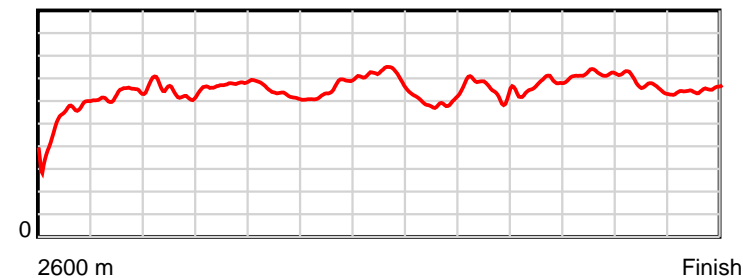
0.6 s Stride duration



20 m/sec Speed



100 % Stride efficiency



Note: Horizontal distance axis grid lines are 200m furlongs.

Disclaimer.

HRNZ and NZMTC and Thoroughbred Ratings Pty Ltd accepts no responsibility for the completeness or accuracy of any of the information contained herein, and makes no representations about its suitability for any particular purpose. Users should make their own judgements about those matters and/or seek independent advice. You assume all risks associated with use of the data provided on this page.



Race Results



May 13, 2022, Race 2, PAUL RENWICK JOINERY HANDICAP TROT, Distance 2600m, Addington - Survey 3200m

Result	TAB no.	Horse (Barrier)	2600 to	2400m to
10th	1	Take After Me (10)	2400m	2200m
		Position in running (margin)	-	2(0.8)
		Sectional time (s)	16.34	15.72
		Cumulative time (s)	200.48	184.14
		Speed (m/s)	12.24	12.72
		Stride length (m)	5.48	5.53
		Stride duration (s)	0.419	0.434
		Stride efficiency (%)	46.96	47.73
		Stride count	36.48	36.19

Disclaimer.

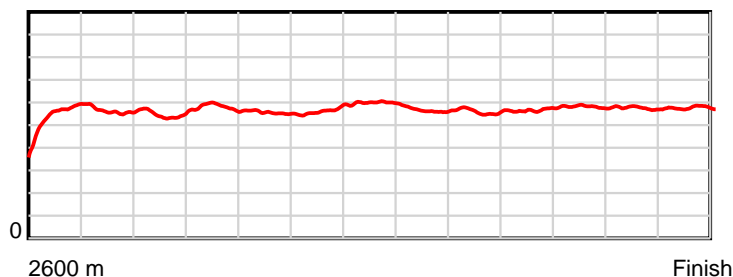
HRNZ and NZMTC and Thoroughbred Ratings Pty Ltd accepts no responsibility for the completeness or accuracy of any of the information contained herein, and makes no representations about its suitability for any particular purpose. Users should make their own judgements about those matters and/or seek independent advice. You assume all risks associated with use of the data provided on this page.

Race Results

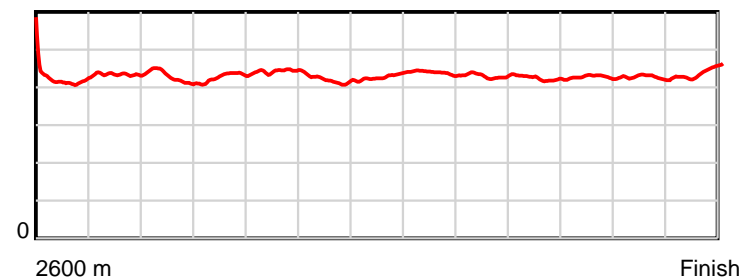
May 13, 2022, Race 2, PAUL RENWICK JOINERY HANDICAP TROT, Distance 2600m, Addington - Survey 3200m

Result	TAB no.	Horse (Barrier)	2200m to	2000m to	1800m to	1600m to	1400m to	1200m to	1000m to	800m to	600m to	400m to	200m to	Total or	Margin
10th	1	Take After Me (10)	2000m	1800m	1600m	1400m	1200m	1000m	800m	600m	400m	200m	WP	Average	
		Position in running (margin)	3(4.5)	3(2.3)	2(2.3)	3(3.2)	5(4.4)	4(3.5)	3(2.6)	2(1.2)	5(2.0)	6(4.1)	8(7.4)		8.60
		Sectional time (s)	15.90	14.88	16.39	15.03	14.42	15.81	15.74	14.91	15.02	14.99	15.33		
		Cumulative time (s)	168.42	152.52	137.64	121.25	106.22	91.80	75.99	60.25	45.34	30.32	15.33	3:20.48	
		Speed (m/s)	12.58	13.44	12.20	13.31	13.87	12.65	12.71	13.41	13.32	13.34	13.05	12.97	
		Stride length (m)	5.38	5.75	5.41	5.58	5.93	5.55	5.47	5.67	5.69	5.69	5.75	5.60	
		Stride duration (s)	0.428	0.428	0.443	0.420	0.427	0.439	0.430	0.423	0.427	0.427	0.441	0.432	
		Stride efficiency (%)	45.27	51.62	45.65	48.70	54.90	48.13	46.69	50.23	50.61	50.60	51.61	49.03	
		Stride count	37.16	34.80	37.00	35.83	33.74	36.04	36.59	35.27	35.14	35.15	34.80	464.19	

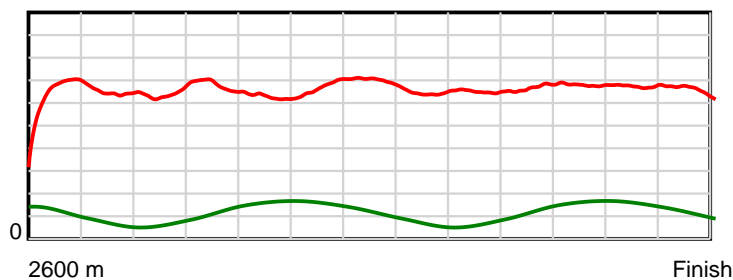
10 m Stride length



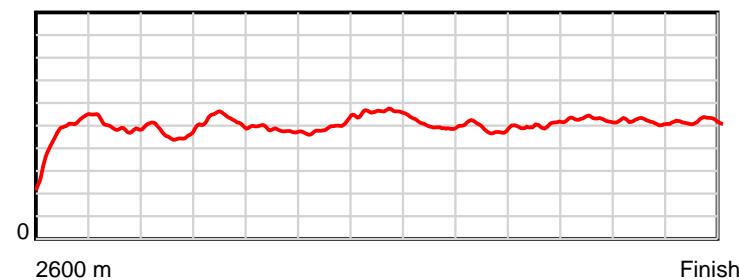
0.6 s Stride duration



20 m/sec Speed



100 % Stride efficiency



Note: Horizontal distance axis grid lines are 200m furlongs.

Disclaimer.

HRNZ and NZMTC and Thoroughbred Ratings Pty Ltd accepts no responsibility for the completeness or accuracy of any of the information contained herein, and makes no representations about its suitability for any particular purpose. Users should make their own judgements about those matters and/or seek independent advice. You assume all risks associated with use of the data provided on this page.



Race Results



May 13, 2022, Race 2, PAUL RENWICK JOINERY HANDICAP TROT, Distance 2600m, Addington - Survey 3200m

Result	TAB no.	Horse (Barrier)	2600 to	2400m to
11th	11	Sioux Princess (1)	2400m	2200m
		Position in running (margin)	-	11(22.2)
		Sectional time (s)	19.88	14.76
		Cumulative time (s)	209.24	189.36
		Speed (m/s)	10.06	13.55
		Stride length (m)	5.55	5.77
		Stride duration (s)	0.441	0.426
		Stride efficiency (%)	48.07	52.02
		Stride count	36.06	34.67

Disclaimer.

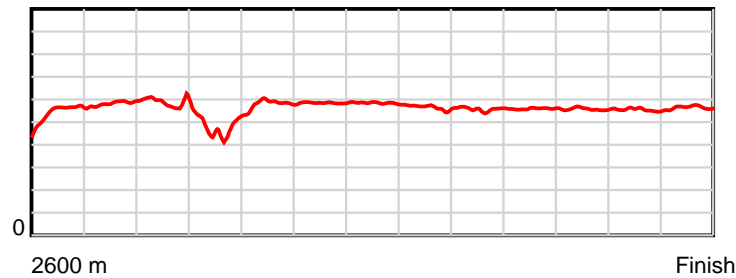
HRNZ and NZMTC and Thoroughbred Ratings Pty Ltd accepts no responsibility for the completeness or accuracy of any of the information contained herein, and makes no representations about its suitability for any particular purpose. Users should make their own judgements about those matters and/or seek independent advice. You assume all risks associated with use of the data provided on this page.

Race Results

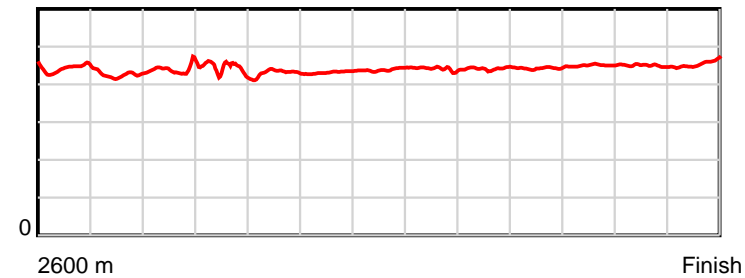
May 13, 2022, Race 2, PAUL RENWICK JOINERY HANDICAP TROT, Distance 2600m, Addington - Survey 3200m

Result	TAB no.	Horse (Barrier)	2200m to	2000m to	1800m to	1600m to	1400m to	1200m to	1000m to	800m to	600m to	400m to	200m to	Total or	Margin
11th	11	Sioux Princess (1)	2000m	1800m	1600m	1400m	1200m	1000m	800m	600m	400m	200m	WP	Average	
		Position in running (margin)	10(20.2)	11(14.4)	11(36.1)	11(27.6)	11(26.6)	11(29.5)	11(27.8)	11(28.3)	11(34.7)	11(43.9)	11(54.3)		57.30
		Sectional time (s)	15.30	18.50	14.82	14.68	15.05	15.67	16.06	15.86	16.19	16.18	16.29		
		Cumulative time (s)	174.60	159.30	140.80	125.98	111.30	96.25	80.58	64.52	48.66	32.47	16.29	3:29.24	
		Speed (m/s)	13.07	10.81	13.50	13.62	13.29	12.76	12.45	12.61	12.35	12.36	12.28	12.43	
		Stride length (m)	5.73	4.71	5.81	5.89	5.83	5.63	5.50	5.59	5.56	5.56	5.60	5.58	
		Stride duration (s)	0.438	0.436	0.431	0.432	0.439	0.441	0.442	0.443	0.450	0.450	0.456	0.449	
		Stride efficiency (%)	51.32	34.72	52.72	54.13	53.12	49.58	47.32	48.75	48.36	48.32	48.98	48.63	
		Stride count	34.90	42.43	34.43	33.98	34.30	35.51	36.34	35.81	35.95	35.97	35.72	466.07	

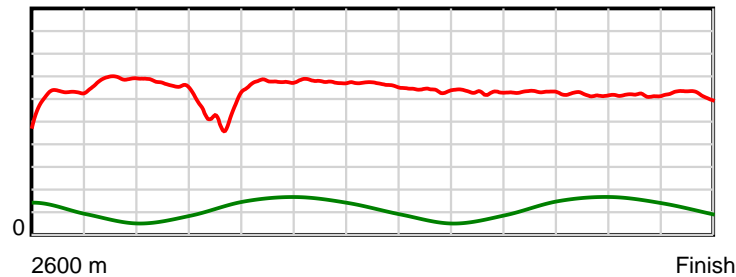
10 m Stride length



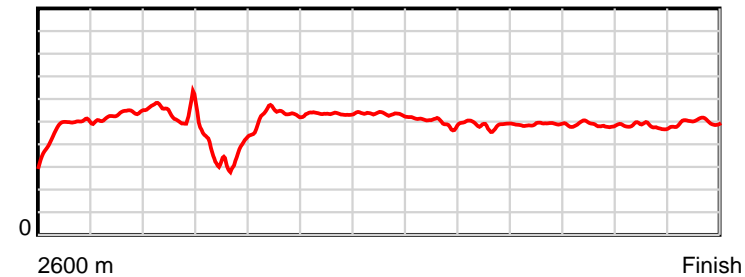
0.6 s Stride duration



20 m/sec Speed



100 % Stride efficiency



Note: Horizontal distance axis grid lines are 200m furlongs.

Disclaimer.

HRNZ and NZMTC and Thoroughbred Ratings Pty Ltd accepts no responsibility for the completeness or accuracy of any of the information contained herein, and makes no representations about its suitability for any particular purpose. Users should make their own judgements about those matters and/or seek independent advice. You assume all risks associated with use of the data provided on this page.