



Race Results

NZ Metropolitan Trotting Club Inc, HRNZ, May 13, 2022

Compilation date: May 13, 2022, 7:16:57 PM (NZST)

Copyright © 2022 HRNZ and NZMTC. All rights reserved.

Trademarks.

StrideMASTER is a registered trademark of Thoroughbred Ratings Pty Ltd.

Disclaimer.

HRNZ and NZMTC and Thoroughbred Ratings Pty Ltd accepts no responsibility for the completeness or accuracy of any of the information contained herein, and makes no representations about its suitability for any particular purpose. Users should make their own judgements about those matters and/or seek independent advice. You assume all risks associated with use of the data provided on this page.



Race Results



May 13, 2022, Race 5, HORNBY COLOURPLUS MOBILE PACE, Distance 2600m, Addington - Survey 3200m

Result	TAB no.	Horse (Barrier)	2600 to	2400m to
1st	10	Folklore (8)	2400m	2200m
		Position in running (margin)	-	5(3.1)
		Sectional time (s)	13.21	13.71
		Cumulative time (s)	189.60	176.39
		Speed (m/s)	15.14	14.59
		Stride length (m)	6.53	6.67
		Stride duration (s)	0.420	0.457
		Stride efficiency (%)	66.68	69.57
		Stride count	30.62	29.97

Disclaimer.

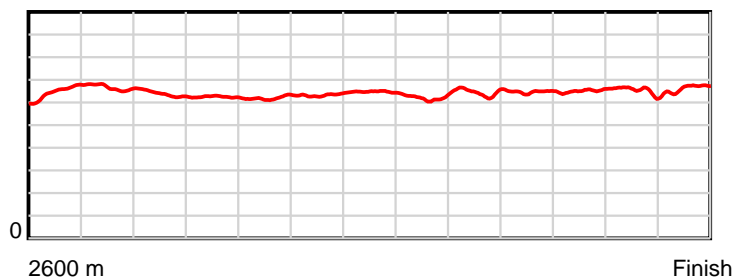
HRNZ and NZMTC and Thoroughbred Ratings Pty Ltd accepts no responsibility for the completeness or accuracy of any of the information contained herein, and makes no representations about its suitability for any particular purpose. Users should make their own judgements about those matters and/or seek independent advice. You assume all risks associated with use of the data provided on this page.

Race Results

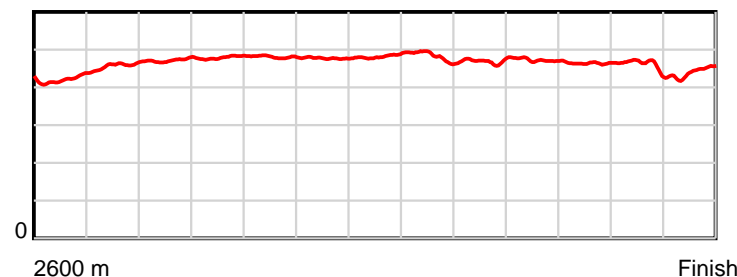
May 13, 2022, Race 5, HORNBY COLOURPLUS MOBILE PACE, Distance 2600m, Addington - Survey 3200m

Result	TAB no.	Horse (Barrier)	2200m to	2000m to	1800m to	1600m to	1400m to	1200m to	1000m to	800m to	600m to	400m to	200m to	Total or	Margin
1st	10	Folklore (8)	2000m	1800m	1600m	1400m	1200m	1000m	800m	600m	400m	200m	WP	Average	
		Position in running (margin)	3(5.1)	3(6.6)	4(4.6)	4(4.5)	3(3.7)	4(3.9)	5(4.0)	5(3.6)	4(3.5)	4(3.5)	3(2.4)		0.00
		Sectional time (s)	14.84	15.42	15.79	15.11	15.00	15.38	14.63	14.60	14.46	14.10	13.35		
		Cumulative time (s)	162.68	147.84	132.42	116.63	101.52	86.52	71.14	56.51	41.91	27.45	13.35	3:09.60	
		Speed (m/s)	13.48	12.97	12.67	13.24	13.33	13.00	13.67	13.70	13.83	14.18	14.98	13.71	
		Stride length (m)	6.36	6.21	6.09	6.31	6.43	6.28	6.42	6.48	6.41	6.51	6.62	6.41	
		Stride duration (s)	0.472	0.479	0.481	0.477	0.482	0.483	0.470	0.473	0.464	0.459	0.442	0.467	
		Stride efficiency (%)	63.15	60.28	57.94	62.31	64.62	61.61	64.35	65.53	64.26	66.25	68.50	64.12	
		Stride count	31.46	32.20	32.84	31.67	31.10	31.85	31.17	30.89	31.19	30.72	30.21	405.89	

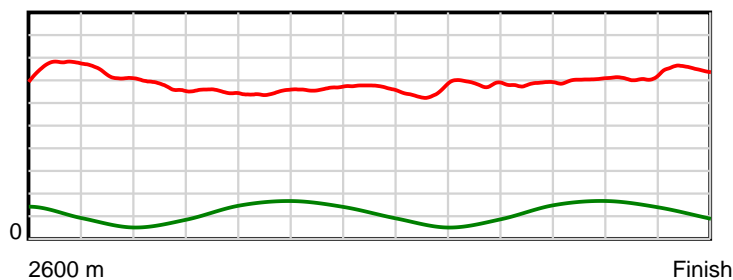
10 m Stride length



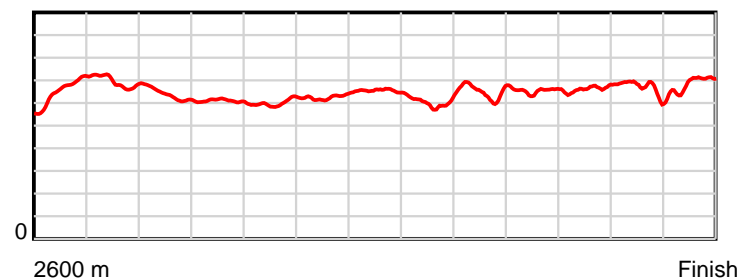
0.6 s Stride duration



20 m/sec Speed



100 % Stride efficiency



Note: Horizontal distance axis grid lines are 200m furlongs.

Disclaimer.

HRNZ and NZMTC and Thoroughbred Ratings Pty Ltd accepts no responsibility for the completeness or accuracy of any of the information contained herein, and makes no representations about its suitability for any particular purpose. Users should make their own judgements about those matters and/or seek independent advice. You assume all risks associated with use of the data provided on this page.



Race Results



May 13, 2022, Race 5, HORNBY COLOURPLUS MOBILE PACE, Distance 2600m, Addington - Survey 3200m

Result	TAB no.	Horse (Barrier)	2600 to	2400m to
2nd	6	Chal Patch (5)	2400m	2200m
		Position in running (margin)	-	8(6.6)
		Sectional time (s)	13.75	14.37
		Cumulative time (s)	189.73	175.98
		Speed (m/s)	14.54	13.92
		Stride length (m)	6.45	6.38
		Stride duration (s)	0.443	0.459
		Stride efficiency (%)	65.04	63.63
		Stride count	31.00	31.34

Disclaimer.

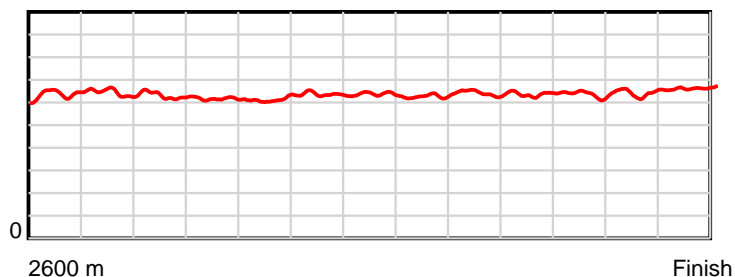
HRNZ and NZMTC and Thoroughbred Ratings Pty Ltd accepts no responsibility for the completeness or accuracy of any of the information contained herein, and makes no representations about its suitability for any particular purpose. Users should make their own judgements about those matters and/or seek independent advice. You assume all risks associated with use of the data provided on this page.

Race Results

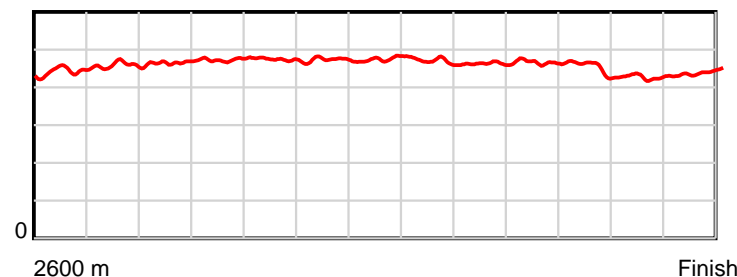
May 13, 2022, Race 5, HORNBY COLOURPLUS MOBILE PACE, Distance 2600m, Addington - Survey 3200m

Result	TAB no.	Horse (Barrier)	2200m to	2000m to	1800m to	1600m to	1400m to	1200m to	1000m to	800m to	600m to	400m to	200m to	Total or	Margin
2nd	6	Chal Patch (5)	2000m	1800m	1600m	1400m	1200m	1000m	800m	600m	400m	200m	WP	Average	
		Position in running (margin)	8(12.6)	8(13.4)	8(10.7)	8(10.2)	8(9.9)	9(8.9)	8(7.5)	8(6.8)	8(6.7)	9(7.0)	5(3.6)		0.80
		Sectional time (s)	14.74	15.30	15.74	15.18	14.80	15.13	14.59	14.60	14.51	13.72	13.30		
		Cumulative time (s)	161.61	146.87	131.57	115.83	100.65	85.85	70.72	56.13	41.53	27.02	13.30	3:09.73	
		Speed (m/s)	13.57	13.07	12.71	13.18	13.51	13.22	13.71	13.70	13.78	14.58	15.04	13.70	
		Stride length (m)	6.31	6.18	6.03	6.23	6.42	6.21	6.34	6.39	6.21	6.23	6.62	6.31	
		Stride duration (s)	0.465	0.473	0.474	0.473	0.475	0.470	0.463	0.467	0.451	0.427	0.440	0.460	
		Stride efficiency (%)	62.28	59.73	56.82	60.67	64.46	60.28	62.89	63.86	60.32	60.66	68.44	62.14	
		Stride count	31.68	32.35	33.17	32.10	31.14	32.20	31.53	31.29	32.19	32.10	30.22	412.31	

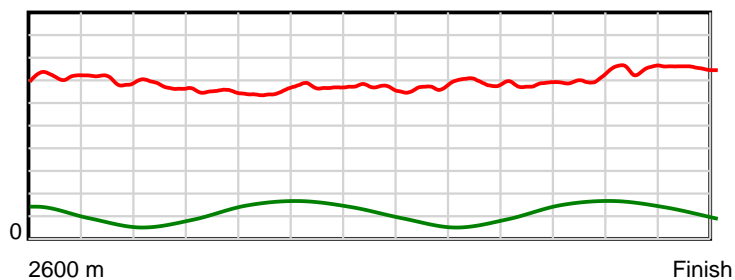
10 m Stride length



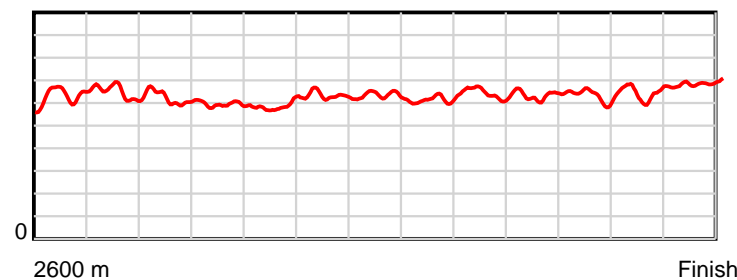
0.6 s Stride duration



20 m/sec Speed



100 % Stride efficiency



Note: Horizontal distance axis grid lines are 200m furlongs.

Disclaimer.

HRNZ and NZMTC and Thoroughbred Ratings Pty Ltd accepts no responsibility for the completeness or accuracy of any of the information contained herein, and makes no representations about its suitability for any particular purpose. Users should make their own judgements about those matters and/or seek independent advice. You assume all risks associated with use of the data provided on this page.



Race Results



May 13, 2022, Race 5, HORNBY COLOURPLUS MOBILE PACE, Distance 2600m, Addington - Survey 3200m

Result	TAB no.	Horse (Barrier)	2600 to	2400m to
3rd	12	Soundsofcash (10)	2400m	2200m
		Position in running (margin)	-	10(9.7)
		Sectional time (s)	14.45	14.96
		Cumulative time (s)	189.75	175.30
		Speed (m/s)	13.84	13.37
		Stride length (m)	6.14	5.90
		Stride duration (s)	0.427	0.441
		Stride efficiency (%)	58.86	54.34
		Stride count	32.59	33.91

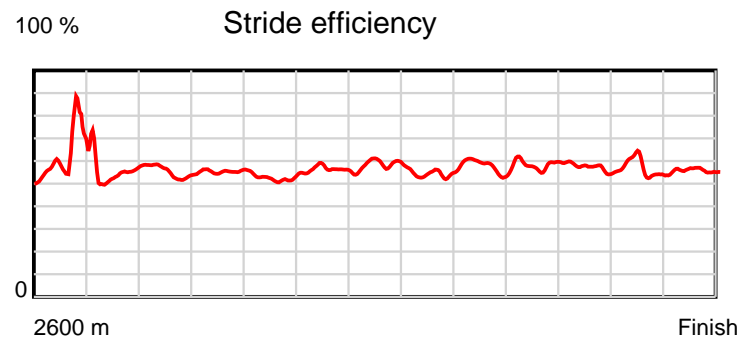
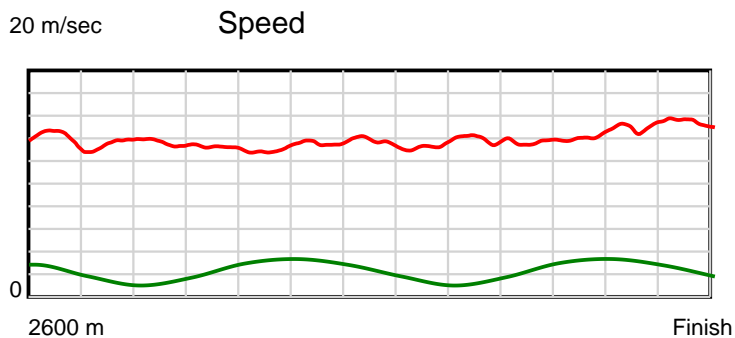
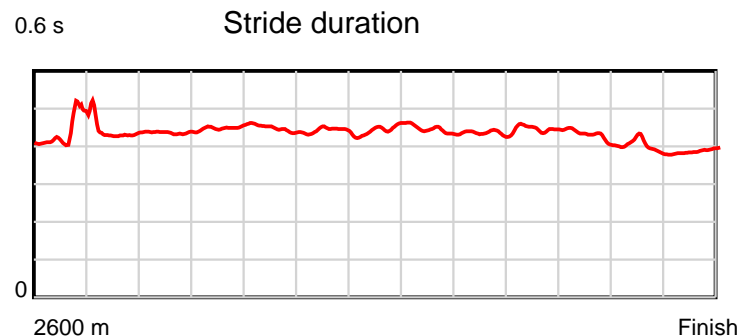
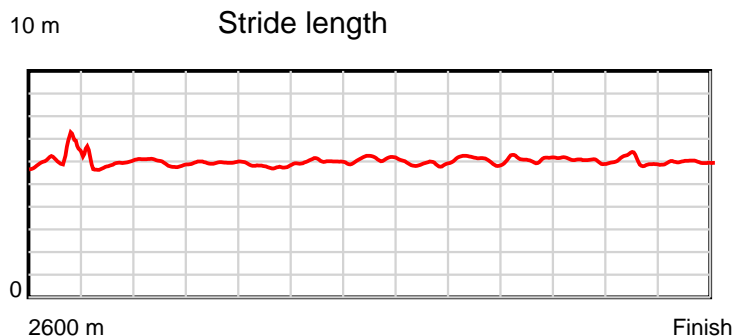
Disclaimer.

HRNZ and NZMTC and Thoroughbred Ratings Pty Ltd accepts no responsibility for the completeness or accuracy of any of the information contained herein, and makes no representations about its suitability for any particular purpose. Users should make their own judgements about those matters and/or seek independent advice. You assume all risks associated with use of the data provided on this page.

Race Results

May 13, 2022, Race 5, HORNBY COLOURPLUS MOBILE PACE, Distance 2600m, Addington - Survey 3200m

Result	TAB no.	Horse (Barrier)	2200m to	2000m to	1800m to	1600m to	1400m to	1200m to	1000m to	800m to	600m to	400m to	200m to	Total or	Margin
3rd	12	Soundsofcash (10)	2000m	1800m	1600m	1400m	1200m	1000m	800m	600m	400m	200m	WP	Average	
		Position in running (margin)	10(19.3)	10(19.1)	10(15.0)	10(14.6)	10(13.4)	10(10.8)	10(9.9)	10(8.6)	10(8.6)	10(8.6)	8(4.9)		0.90
		Sectional time (s)	14.57	15.07	15.74	15.04	14.53	15.21	14.48	14.62	14.46	13.65	12.97		
		Cumulative time (s)	160.34	145.77	130.70	114.96	99.92	85.39	70.18	55.70	41.08	26.62	12.97	3:09.75	
		Speed (m/s)	13.73	13.27	12.71	13.30	13.76	13.15	13.81	13.68	13.83	14.65	15.42	13.70	
		Stride length (m)	5.99	5.95	5.70	5.88	6.12	5.83	6.01	6.12	5.91	5.84	6.00	5.95	
		Stride duration (s)	0.437	0.448	0.448	0.442	0.445	0.444	0.435	0.448	0.427	0.399	0.389	0.434	
		Stride efficiency (%)	56.11	55.34	50.74	53.96	58.54	53.13	56.44	58.62	54.56	53.32	56.29	55.33	
		Stride count	33.38	33.61	35.10	34.04	32.68	34.30	33.28	32.65	33.85	34.24	33.32	436.95	



Note: Horizontal distance axis grid lines are 200m furlongs.

Disclaimer.

HRNZ and NZMTC and Thoroughbred Ratings Pty Ltd accepts no responsibility for the completeness or accuracy of any of the information contained herein, and makes no representations about its suitability for any particular purpose. Users should make their own judgements about those matters and/or seek independent advice. You assume all risks associated with use of the data provided on this page.



Race Results



May 13, 2022, Race 5, HORNBY COLOURPLUS MOBILE PACE, Distance 2600m, Addington - Survey 3200m

Result	TAB no.	Horse (Barrier)	2600 to	2400m to
4th	11	Superstar Lege... (9)	2400m	2200m
		Position in running (margin)	-	7(5.6)
		Sectional time (s)	13.80	13.76
		Cumulative time (s)	190.13	176.33
		Speed (m/s)	14.49	14.53
		Stride length (m)	6.76	6.69
		Stride duration (s)	0.446	0.460
		Stride efficiency (%)	71.45	69.99
		Stride count	29.58	29.88

Disclaimer.

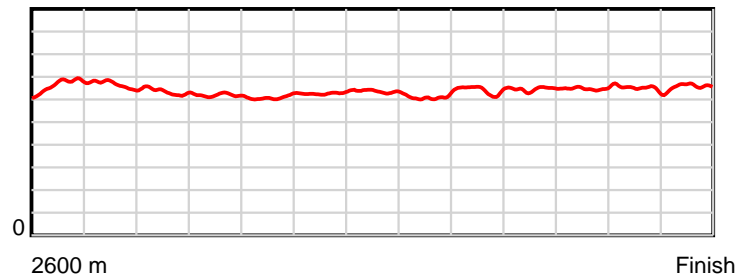
HRNZ and NZMTC and Thoroughbred Ratings Pty Ltd accepts no responsibility for the completeness or accuracy of any of the information contained herein, and makes no representations about its suitability for any particular purpose. Users should make their own judgements about those matters and/or seek independent advice. You assume all risks associated with use of the data provided on this page.

Race Results

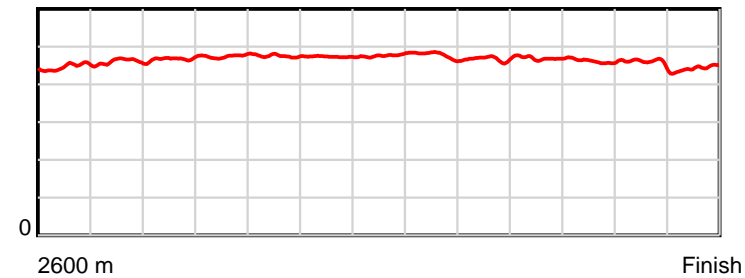
May 13, 2022, Race 5, HORNBY COLOURPLUS MOBILE PACE, Distance 2600m, Addington - Survey 3200m

Result	TAB no.	Horse (Barrier)	2200m to	2000m to	1800m to	1600m to	1400m to	1200m to	1000m to	800m to	600m to	400m to	200m to	Total or	Margin
4th	11	Superstar Lege... (9)	2000m	1800m	1600m	1400m	1200m	1000m	800m	600m	400m	200m	WP	Average	
		Position in running (margin)	5(7.9)	5(8.5)	5(6.3)	5(5.8)	5(5.7)	6(5.3)	7(6.2)	7(5.2)	7(5.1)	6(4.9)	6(4.3)		3.00
		Sectional time (s)	14.70	15.39	15.74	15.21	14.91	15.50	14.54	14.62	14.42	14.17	13.37		
		Cumulative time (s)	162.57	147.87	132.48	116.74	101.53	86.62	71.12	56.58	41.96	27.54	13.37	3:10.13	
		Speed (m/s)	13.61	13.00	12.71	13.15	13.41	12.90	13.76	13.68	13.87	14.11	14.96	13.67	
		Stride length (m)	6.36	6.17	6.04	6.22	6.39	6.16	6.42	6.43	6.41	6.47	6.64	6.39	
		Stride duration (s)	0.467	0.475	0.475	0.473	0.476	0.478	0.467	0.470	0.462	0.458	0.444	0.467	
		Stride efficiency (%)	63.24	59.50	56.93	60.45	63.83	59.37	64.50	64.51	64.18	65.40	68.80	63.81	
		Stride count	31.44	32.41	33.14	32.16	31.29	32.45	31.13	31.13	31.21	30.92	30.14	406.88	

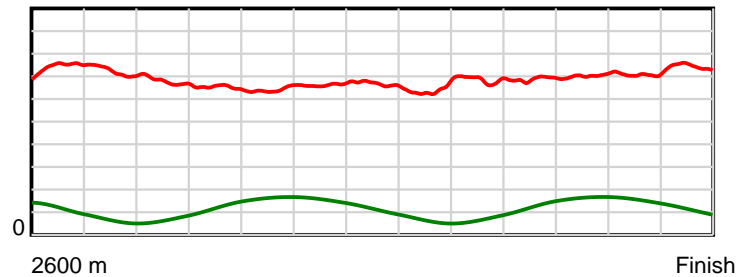
10 m Stride length



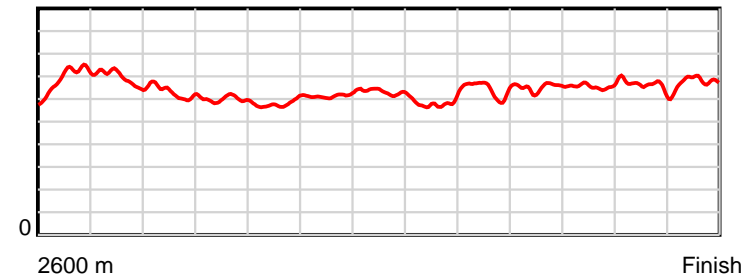
0.6 s Stride duration



20 m/sec Speed



100 % Stride efficiency



Note: Horizontal distance axis grid lines are 200m furlongs.

Disclaimer.

HRNZ and NZMTC and Thoroughbred Ratings Pty Ltd accepts no responsibility for the completeness or accuracy of any of the information contained herein, and makes no representations about its suitability for any particular purpose. Users should make their own judgements about those matters and/or seek independent advice. You assume all risks associated with use of the data provided on this page.



Race Results



May 13, 2022, Race 5, HORNBY COLOURPLUS MOBILE PACE, Distance 2600m, Addington - Survey 3200m

Result	TAB no.	Horse (Barrier)	2600 to	2400m to
5th	1	Classy Dancer (1)	2400m	2200m
		Position in running (margin)	-	2(0.4)
		Sectional time (s)	12.91	13.69
		Cumulative time (s)	190.16	177.25
		Speed (m/s)	15.49	14.61
		Stride length (m)	6.77	6.89
		Stride duration (s)	0.430	0.471
		Stride efficiency (%)	71.55	74.15
		Stride count	29.56	29.03

Disclaimer.

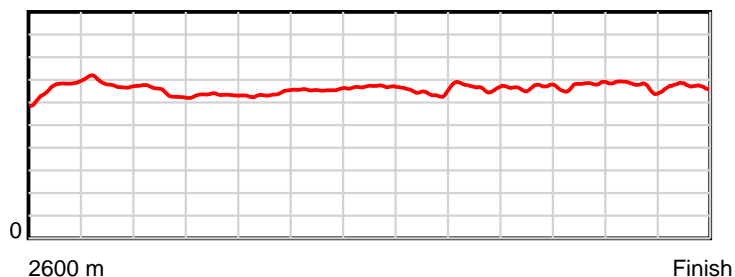
HRNZ and NZMTC and Thoroughbred Ratings Pty Ltd accepts no responsibility for the completeness or accuracy of any of the information contained herein, and makes no representations about its suitability for any particular purpose. Users should make their own judgements about those matters and/or seek independent advice. You assume all risks associated with use of the data provided on this page.

Race Results

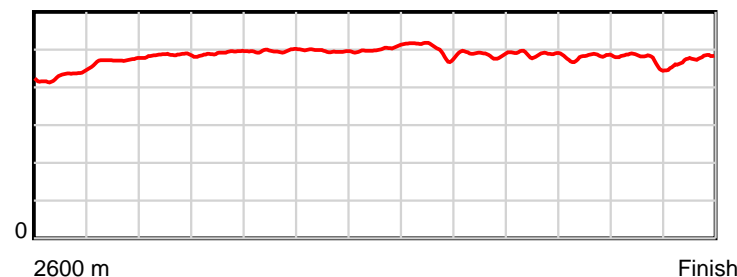
May 13, 2022, Race 5, HORNBY COLOURPLUS MOBILE PACE, Distance 2600m, Addington - Survey 3200m

Result	TAB no.	Horse (Barrier)	2200m to	2000m to	1800m to	1600m to	1400m to	1200m to	1000m to	800m to	600m to	400m to	200m to	Total or	Margin
5th	1	Classy Dancer (1)	2000m	1800m	1600m	1400m	1200m	1000m	800m	600m	400m	200m	WP	Average	
		Position in running (margin)	2(2.3)	2(4.7)	2(2.9)	2(2.6)	2(1.4)	2(1.5)	2(1.9)	3(2.2)	3(2.3)	2(2.1)	2(0.6)		3.10
		Sectional time (s)	15.00	15.45	15.76	15.04	14.98	15.43	14.76	14.63	14.43	14.03	14.05		
		Cumulative time (s)	163.56	148.56	133.11	117.35	102.31	87.33	71.90	57.14	42.51	28.08	14.05	3:10.16	
		Speed (m/s)	13.33	12.94	12.69	13.30	13.35	12.96	13.55	13.67	13.86	14.26	14.23	13.67	
		Stride length (m)	6.47	6.35	6.30	6.60	6.70	6.51	6.61	6.68	6.66	6.75	6.76	6.62	
		Stride duration (s)	0.486	0.491	0.497	0.497	0.502	0.502	0.488	0.489	0.481	0.474	0.475	0.484	
		Stride efficiency (%)	65.48	63.10	62.05	68.15	70.10	66.13	68.31	69.82	69.32	71.25	71.41	68.40	
		Stride count	30.90	31.47	31.74	30.28	29.86	30.74	30.25	29.92	30.03	29.62	29.59	392.99	

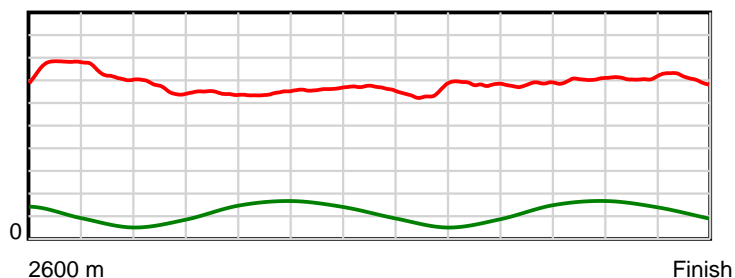
10 m Stride length



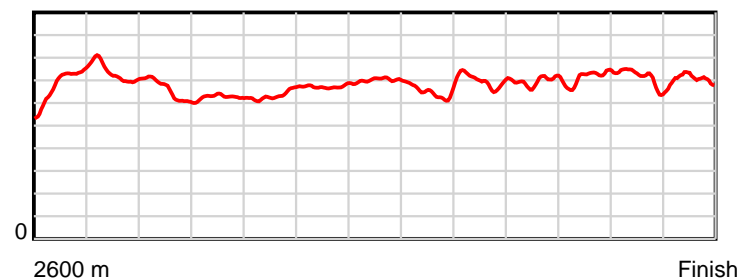
0.6 s Stride duration



20 m/sec Speed



100 % Stride efficiency



Note: Horizontal distance axis grid lines are 200m furlongs.

Disclaimer.

HRNZ and NZMTC and Thoroughbred Ratings Pty Ltd accepts no responsibility for the completeness or accuracy of any of the information contained herein, and makes no representations about its suitability for any particular purpose. Users should make their own judgements about those matters and/or seek independent advice. You assume all risks associated with use of the data provided on this page.



Race Results



May 13, 2022, Race 5, HORNBY COLOURPLUS MOBILE PACE, Distance 2600m, Addington - Survey 3200m

Result	TAB no.	Horse (Barrier)	2600 to	2400m to
6th	9	Kiss The Girls (7)	2400m	2200m
		Position in running (margin)	-	1(0.0)
		Sectional time (s)	12.76	13.37
		Cumulative time (s)	190.41	177.65
		Speed (m/s)	15.67	14.96
		Stride length (m)	6.76	6.79
		Stride duration (s)	0.428	0.454
		Stride efficiency (%)	71.33	72.12
		Stride count	29.60	29.44

Disclaimer.

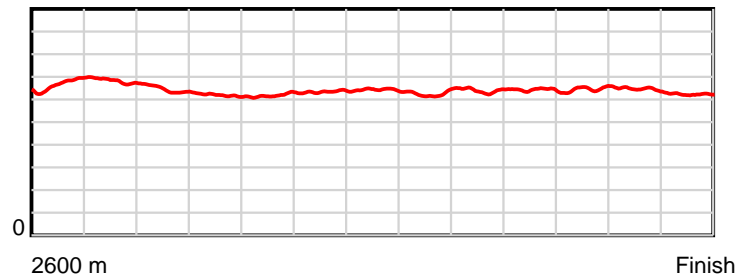
HRNZ and NZMTC and Thoroughbred Ratings Pty Ltd accepts no responsibility for the completeness or accuracy of any of the information contained herein, and makes no representations about its suitability for any particular purpose. Users should make their own judgements about those matters and/or seek independent advice. You assume all risks associated with use of the data provided on this page.

Race Results

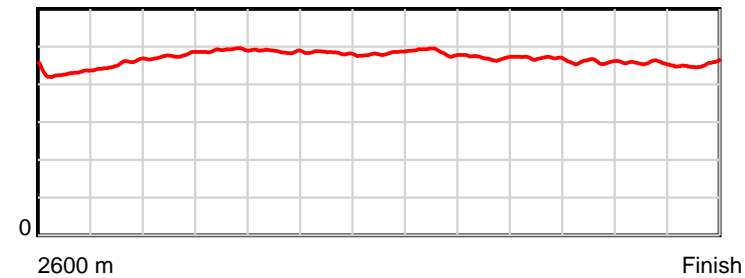
May 13, 2022, Race 5, HORNBY COLOURPLUS MOBILE PACE, Distance 2600m, Addington - Survey 3200m

Result	TAB no.	Horse (Barrier)	2200m to	2000m to	1800m to	1600m to	1400m to	1200m to	1000m to	800m to	600m to	400m to	200m to	Total or	Margin
6th	9	Kiss The Girls (7)	2000m	1800m	1600m	1400m	1200m	1000m	800m	600m	400m	200m	WP	Average	
		Position in running (margin)	1(0.0)	1(0.0)	1(0.0)	1(0.0)	1(0.0)	1(0.0)	1(0.0)	1(0.0)	1(0.0)	1(0.0)	1(0.0)		4.50
		Sectional time (s)	14.60	15.76	15.81	15.23	14.96	15.36	14.70	14.63	14.45	14.28	14.50		
		Cumulative time (s)	164.28	149.68	133.92	118.11	102.88	87.92	72.56	57.86	43.23	28.78	14.50	3:10.41	
		Speed (m/s)	13.70	12.69	12.65	13.13	13.37	13.02	13.61	13.67	13.84	14.01	13.79	13.65	
		Stride length (m)	6.52	6.23	6.17	6.35	6.44	6.33	6.40	6.43	6.36	6.40	6.24	6.41	
		Stride duration (s)	0.476	0.491	0.488	0.483	0.482	0.486	0.471	0.470	0.460	0.457	0.453	0.470	
		Stride efficiency (%)	66.37	60.65	59.51	62.93	64.87	62.58	64.05	64.55	63.20	63.95	60.92	64.24	
		Stride count	30.69	32.10	32.41	31.52	31.04	31.60	31.24	31.12	31.45	31.26	32.03	405.50	

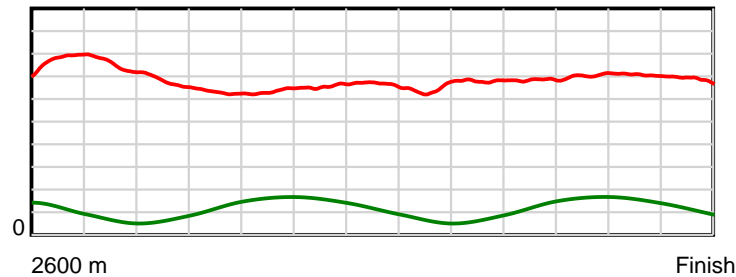
10 m Stride length



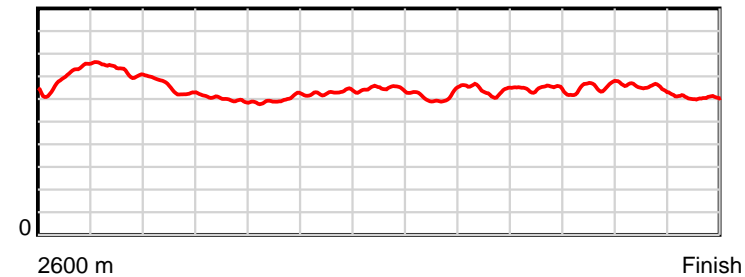
0.6 s Stride duration



20 m/sec Speed



100 % Stride efficiency



Note: Horizontal distance axis grid lines are 200m furlongs.

Disclaimer.

HRNZ and NZMTC and Thoroughbred Ratings Pty Ltd accepts no responsibility for the completeness or accuracy of any of the information contained herein, and makes no representations about its suitability for any particular purpose. Users should make their own judgements about those matters and/or seek independent advice. You assume all risks associated with use of the data provided on this page.



Race Results



May 13, 2022, Race 5, HORNBY COLOURPLUS MOBILE PACE, Distance 2600m, Addington - Survey 3200m

Result	TAB no.	Horse (Barrier)	2600 to	2400m to
7th	7	Franco Hoffman (6)	2400m	2200m
		Position in running (margin)	-	9(8.5)
		Sectional time (s)	14.23	14.44
		Cumulative time (s)	190.54	176.31
		Speed (m/s)	14.05	13.85
		Stride length (m)	6.92	6.83
		Stride duration (s)	0.488	0.493
		Stride efficiency (%)	74.93	72.94
		Stride count	28.88	29.27

Disclaimer.

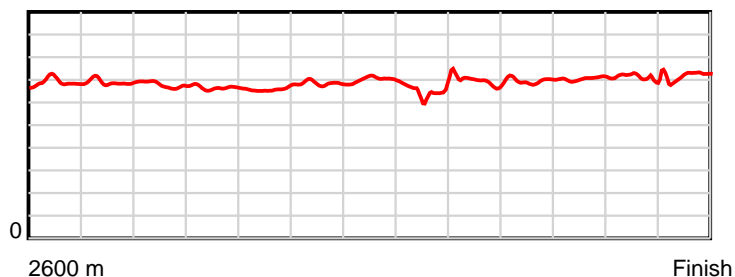
HRNZ and NZMTC and Thoroughbred Ratings Pty Ltd accepts no responsibility for the completeness or accuracy of any of the information contained herein, and makes no representations about its suitability for any particular purpose. Users should make their own judgements about those matters and/or seek independent advice. You assume all risks associated with use of the data provided on this page.

Race Results

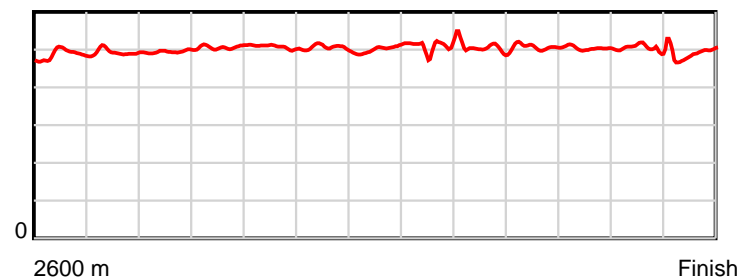
May 13, 2022, Race 5, HORNBY COLOURPLUS MOBILE PACE, Distance 2600m, Addington - Survey 3200m

Result	TAB no.	Horse (Barrier)	2200m to	2000m to	1800m to	1600m to	1400m to	1200m to	1000m to	800m to	600m to	400m to	200m to	Total or	Margin
7th	7	Franco Hoffman (6)	2000m	1800m	1600m	1400m	1200m	1000m	800m	600m	400m	200m	WP	Average	
		Position in running (margin)	9(14.9)	9(15.6)	9(12.4)	9(12.5)	9(11.2)	8(7.6)	9(8.1)	9(6.9)	9(6.9)	8(6.4)	10(5.4)		5.30
		Sectional time (s)	14.72	15.22	15.82	15.02	14.37	15.45	14.50	14.63	14.36	14.12	13.66		
		Cumulative time (s)	161.87	147.15	131.93	116.11	101.09	86.72	71.27	56.77	42.14	27.78	13.66	3:10.54	
		Speed (m/s)	13.59	13.14	12.64	13.32	13.92	12.94	13.79	13.67	13.93	14.16	14.64	13.65	
		Stride length (m)	6.72	6.66	6.41	6.72	7.00	6.55	6.92	6.94	7.01	7.09	7.13	6.83	
		Stride duration (s)	0.495	0.507	0.507	0.505	0.503	0.506	0.501	0.508	0.503	0.501	0.487	0.501	
		Stride efficiency (%)	70.54	69.33	64.26	70.61	76.58	67.06	74.81	75.26	76.77	78.62	79.53	72.97	
		Stride count	29.77	30.03	31.19	29.75	28.57	30.53	28.91	28.82	28.53	28.20	28.04	380.49	

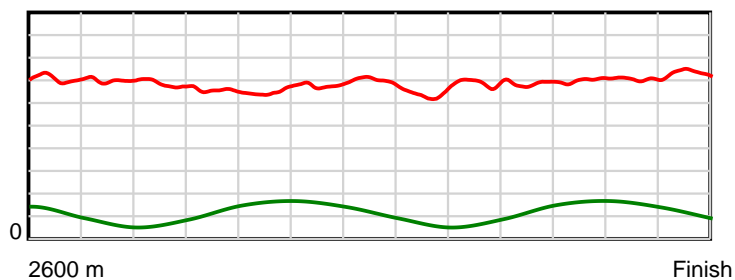
10 m Stride length



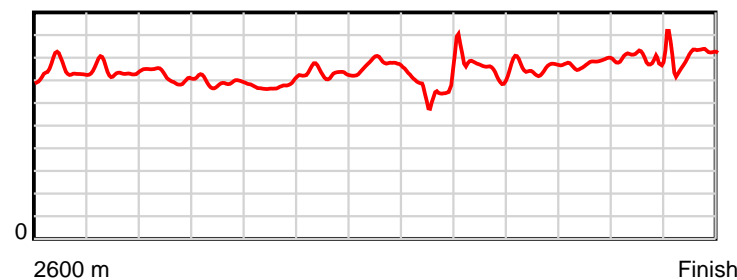
0.6 s Stride duration



20 m/sec Speed



100 % Stride efficiency



Note: Horizontal distance axis grid lines are 200m furlongs.

Disclaimer.

HRNZ and NZMTC and Thoroughbred Ratings Pty Ltd accepts no responsibility for the completeness or accuracy of any of the information contained herein, and makes no representations about its suitability for any particular purpose. Users should make their own judgements about those matters and/or seek independent advice. You assume all risks associated with use of the data provided on this page.



Race Results



May 13, 2022, Race 5, HORNBY COLOURPLUS MOBILE PACE, Distance 2600m, Addington - Survey 3200m

Result	TAB no.	Horse (Barrier)	2600 to	2400m to
8th	5	Kowhai Magic (4)	2400m	2200m
		Position in running (margin)	-	6(4.5)
		Sectional time (s)	13.66	14.31
		Cumulative time (s)	190.73	177.07
		Speed (m/s)	14.64	13.98
		Stride length (m)	6.56	6.42
		Stride duration (s)	0.439	0.459
		Stride efficiency (%)	67.26	64.34
		Stride count	30.48	31.17

Disclaimer.

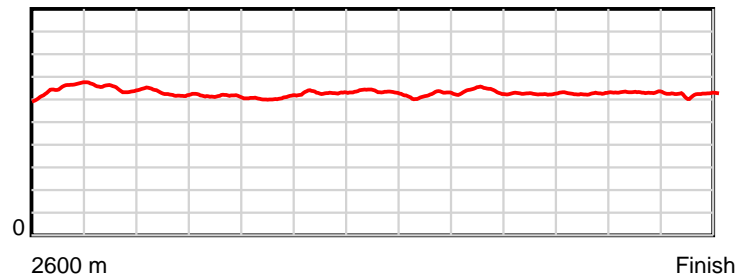
HRNZ and NZMTC and Thoroughbred Ratings Pty Ltd accepts no responsibility for the completeness or accuracy of any of the information contained herein, and makes no representations about its suitability for any particular purpose. Users should make their own judgements about those matters and/or seek independent advice. You assume all risks associated with use of the data provided on this page.

Race Results

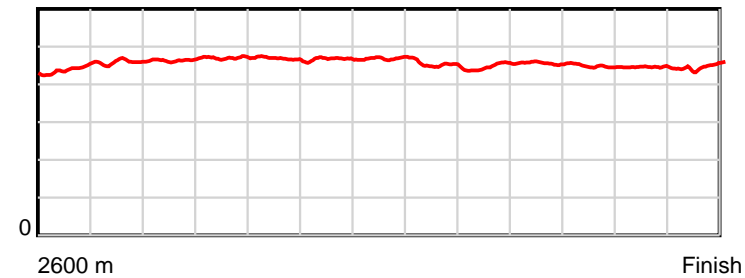
May 13, 2022, Race 5, HORNBY COLOURPLUS MOBILE PACE, Distance 2600m, Addington - Survey 3200m

Result	TAB no.	Horse (Barrier)	2200m to	2000m to	1800m to	1600m to	1400m to	1200m to	1000m to	800m to	600m to	400m to	200m to	Total or	Margin
8th	5	Kowhai Magic (4)	2000m	1800m	1600m	1400m	1200m	1000m	800m	600m	400m	200m	WP	Average	
		Position in running (margin)	7(10.1)	7(11.3)	7(8.7)	7(9.0)	7(7.8)	7(6.8)	4(3.5)	2(1.6)	2(1.4)	3(2.4)	4(2.6)		6.30
		Sectional time (s)	14.81	15.32	15.86	15.03	14.79	14.82	14.39	14.58	14.63	14.31	14.22		
		Cumulative time (s)	162.76	147.95	132.63	116.77	101.74	86.95	72.13	57.74	43.16	28.53	14.22	3:10.73	
		Speed (m/s)	13.50	13.05	12.61	13.31	13.52	13.50	13.90	13.72	13.67	13.98	14.06	13.63	
		Stride length (m)	6.26	6.14	5.90	6.21	6.34	6.09	6.23	6.26	6.12	6.23	6.30	6.23	
		Stride duration (s)	0.464	0.470	0.468	0.467	0.469	0.452	0.448	0.456	0.447	0.446	0.448	0.457	
		Stride efficiency (%)	61.25	58.88	54.44	60.26	62.83	58.05	60.60	61.22	58.48	60.60	62.01	60.67	
		Stride count	31.95	32.58	33.88	32.21	31.54	32.82	32.12	31.95	32.69	32.12	31.75	417.26	

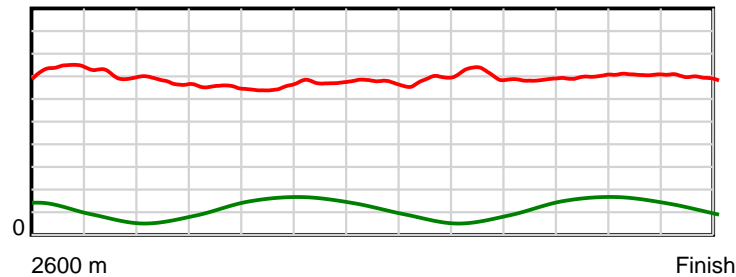
10 m Stride length



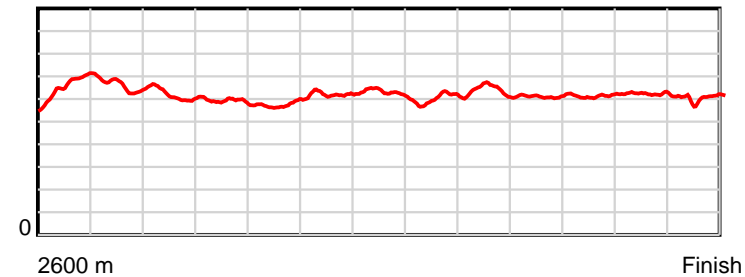
0.6 s Stride duration



20 m/sec Speed



100 % Stride efficiency



Note: Horizontal distance axis grid lines are 200m furlongs.

Disclaimer.

HRNZ and NZMTC and Thoroughbred Ratings Pty Ltd accepts no responsibility for the completeness or accuracy of any of the information contained herein, and makes no representations about its suitability for any particular purpose. Users should make their own judgements about those matters and/or seek independent advice. You assume all risks associated with use of the data provided on this page.



Race Results



May 13, 2022, Race 5, HORNBY COLOURPLUS MOBILE PACE, Distance 2600m, Addington - Survey 3200m

Result	TAB no.	Horse (Barrier)	2600 to	2400m to
9th	4	Sporty Celine (3)	2400m	2200m
		Position in running (margin)	-	3(1.0)
		Sectional time (s)	12.75	14.17
		Cumulative time (s)	191.80	179.05
		Speed (m/s)	15.68	14.11
		Stride length (m)	6.81	6.57
		Stride duration (s)	0.438	0.465
		Stride efficiency (%)	72.39	67.39
		Stride count	29.38	30.46

Disclaimer.

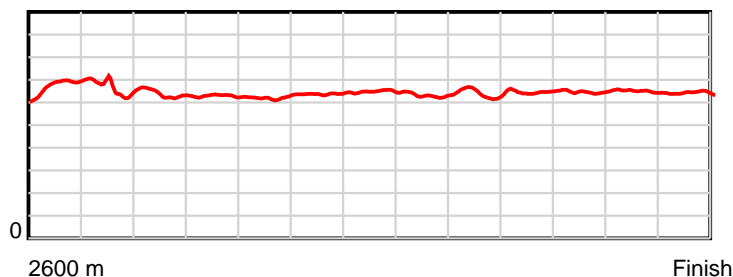
HRNZ and NZMTC and Thoroughbred Ratings Pty Ltd accepts no responsibility for the completeness or accuracy of any of the information contained herein, and makes no representations about its suitability for any particular purpose. Users should make their own judgements about those matters and/or seek independent advice. You assume all risks associated with use of the data provided on this page.

Race Results

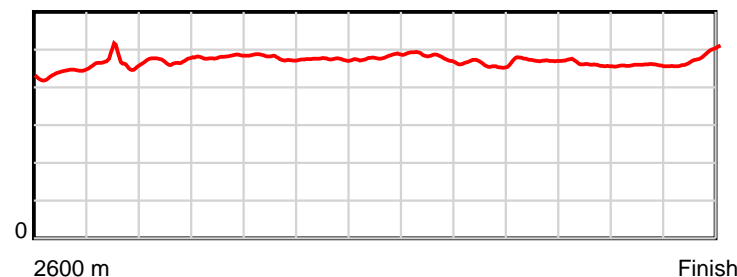
May 13, 2022, Race 5, HORNBY COLOURPLUS MOBILE PACE, Distance 2600m, Addington - Survey 3200m

Result	TAB no.	Horse (Barrier)	2200m to	2000m to	1800m to	1600m to	1400m to	1200m to	1000m to	800m to	600m to	400m to	200m to	Total or	Margin
9th	4	Sporty Celine (3)	2000m	1800m	1600m	1400m	1200m	1000m	800m	600m	400m	200m	WP	Average	
		Position in running (margin)	4(5.8)	4(7.2)	3(4.5)	3(4.4)	4(4.3)	3(3.3)	3(3.5)	4(3.2)	4(3.1)	5(4.1)	7(4.7)		12.20
		Sectional time (s)	14.85	15.30	15.80	15.21	14.80	15.40	14.65	14.61	14.62	14.39	15.25		
		Cumulative time (s)	164.88	150.03	134.73	118.93	103.72	88.92	73.52	58.87	44.26	29.64	15.25	3:11.80	
		Speed (m/s)	13.47	13.07	12.66	13.15	13.51	12.99	13.65	13.69	13.68	13.90	13.11	13.56	
		Stride length (m)	6.34	6.29	6.06	6.24	6.50	6.24	6.30	6.47	6.31	6.38	6.33	6.37	
		Stride duration (s)	0.471	0.481	0.479	0.475	0.481	0.480	0.461	0.472	0.461	0.459	0.483	0.470	
		Stride efficiency (%)	62.83	61.87	57.47	60.88	66.02	60.84	61.99	65.34	62.25	63.53	62.62	63.36	
		Stride count	31.54	31.78	32.98	32.04	30.77	32.05	31.75	30.93	31.69	31.37	31.59	408.33	

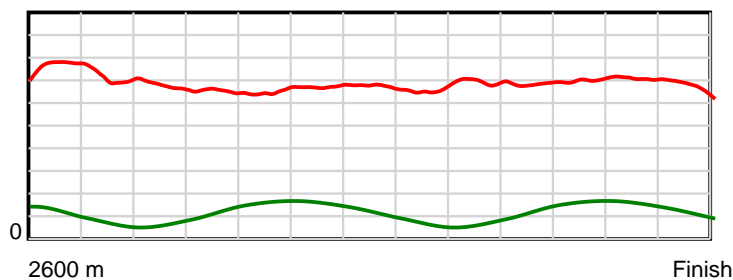
10 m Stride length



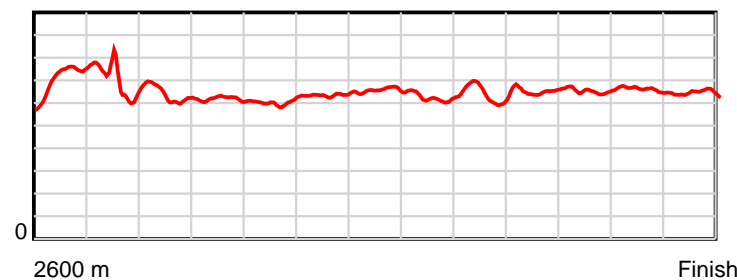
0.6 s Stride duration



20 m/sec Speed



100 % Stride efficiency



Note: Horizontal distance axis grid lines are 200m furlongs.

Disclaimer.

HRNZ and NZMTC and Thoroughbred Ratings Pty Ltd accepts no responsibility for the completeness or accuracy of any of the information contained herein, and makes no representations about its suitability for any particular purpose. Users should make their own judgements about those matters and/or seek independent advice. You assume all risks associated with use of the data provided on this page.



Race Results



May 13, 2022, Race 5, HORNBY COLOURPLUS MOBILE PACE, Distance 2600m, Addington - Survey 3200m

Result	TAB no.	Horse (Barrier)	2600 to	2400m to
10th	2	Deja Blue (2)	2400m	2200m
		Position in running (margin)	-	4(2.3)
		Sectional time (s)	13.01	14.33
		Cumulative time (s)	191.81	178.80
		Speed (m/s)	15.37	13.96
		Stride length (m)	6.62	6.54
		Stride duration (s)	0.431	0.469
		Stride efficiency (%)	68.46	66.84
		Stride count	30.22	30.58

Disclaimer.

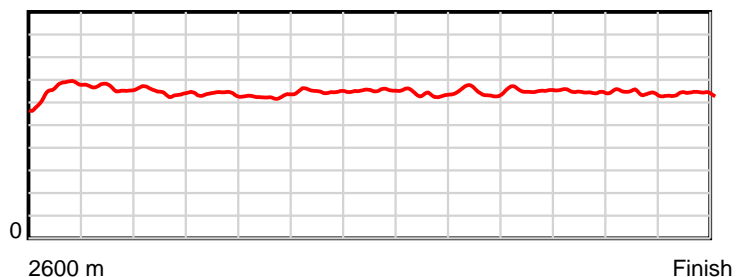
HRNZ and NZMTC and Thoroughbred Ratings Pty Ltd accepts no responsibility for the completeness or accuracy of any of the information contained herein, and makes no representations about its suitability for any particular purpose. Users should make their own judgements about those matters and/or seek independent advice. You assume all risks associated with use of the data provided on this page.

Race Results

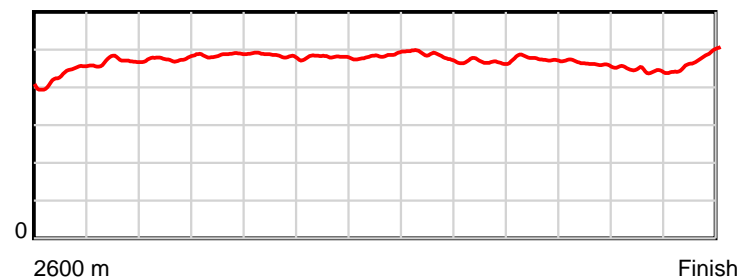
May 13, 2022, Race 5, HORNBY COLOURPLUS MOBILE PACE, Distance 2600m, Addington - Survey 3200m

Result	TAB no.	Horse (Barrier)	2200m to	2000m to	1800m to	1600m to	1400m to	1200m to	1000m to	800m to	600m to	400m to	200m to	Total or	Margin
10th	2	Deja Blue (2)	2000m	1800m	1600m	1400m	1200m	1000m	800m	600m	400m	200m	WP	Average	
		Position in running (margin)	6(8.1)	6(10.0)	6(7.1)	6(6.6)	6(6.1)	5(5.3)	6(5.3)	6(5.0)	6(4.9)	7(5.6)	9(5.2)		12.30
		Sectional time (s)	14.93	15.27	15.73	15.15	14.83	15.35	14.66	14.60	14.58	14.21	15.16		
		Cumulative time (s)	164.47	149.54	134.27	118.54	103.39	88.56	73.21	58.55	43.95	29.37	15.16	3:11.81	
		Speed (m/s)	13.40	13.10	12.71	13.20	13.49	13.03	13.64	13.70	13.72	14.07	13.19	13.55	
		Stride length (m)	6.37	6.37	6.16	6.34	6.54	6.30	6.39	6.52	6.34	6.26	6.31	6.39	
		Stride duration (s)	0.476	0.486	0.484	0.480	0.485	0.484	0.468	0.476	0.462	0.445	0.478	0.471	
		Stride efficiency (%)	63.49	63.37	59.26	62.83	66.87	62.03	63.74	66.39	62.79	61.29	62.18	63.74	
		Stride count	31.38	31.41	32.48	31.54	30.57	31.74	31.32	30.68	31.55	31.93	31.71	407.11	

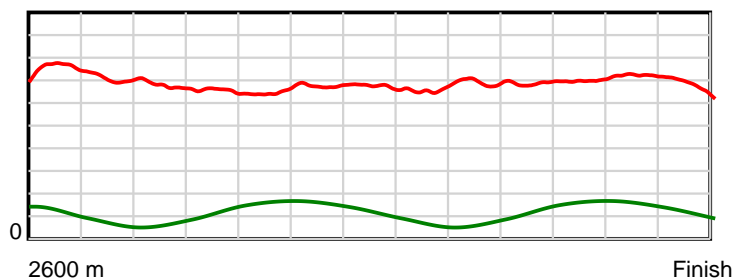
10 m Stride length



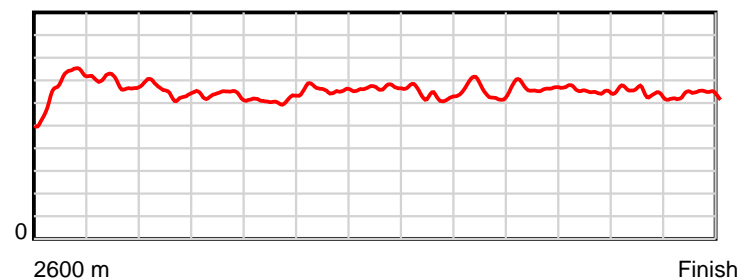
0.6 s Stride duration



20 m/sec Speed



100 % Stride efficiency



Note: Horizontal distance axis grid lines are 200m furlongs.

Disclaimer.

HRNZ and NZMTC and Thoroughbred Ratings Pty Ltd accepts no responsibility for the completeness or accuracy of any of the information contained herein, and makes no representations about its suitability for any particular purpose. Users should make their own judgements about those matters and/or seek independent advice. You assume all risks associated with use of the data provided on this page.