



## Race Results

NZ Metropolitan Trotting Club Inc, HRNZ, May 17, 2022

Compilation date: May 17, 2022, 4:26:40 PM (NZST)

Copyright © 2022 HRNZ and NZMTC. All rights reserved.

### Trademarks.

StrideMASTER is a registered trademark of Thoroughbred Ratings Pty Ltd.

### Disclaimer.

HRNZ and NZMTC and Thoroughbred Ratings Pty Ltd accepts no responsibility for the completeness or accuracy of any of the information contained herein, and makes no representations about its suitability for any particular purpose. Users should make their own judgements about those matters and/or seek independent advice. You assume all risks associated with use of the data provided on this page.



# Race Results



May 17, 2022, Race 2, IRT. YOUR HORSE. OUR PASSION. TROT, Distance 2600m, Addington - Survey 3200m

Result	TAB no.	Horse (Barrier)	2600 to	2400m to
1st	5	Lavra Segil (6)	2400m	2200m
		Position in running (margin)	-	4(4.8)
		Sectional time (s)	17.39	15.56
		Cumulative time (s)	206.47	189.08
		Speed (m/s)	11.50	12.85
		Stride length (m)	5.50	6.06
		Stride duration (s)	0.464	0.472
		Stride efficiency (%)	47.28	57.44
		Stride count	36.36	32.99

#### Disclaimer.

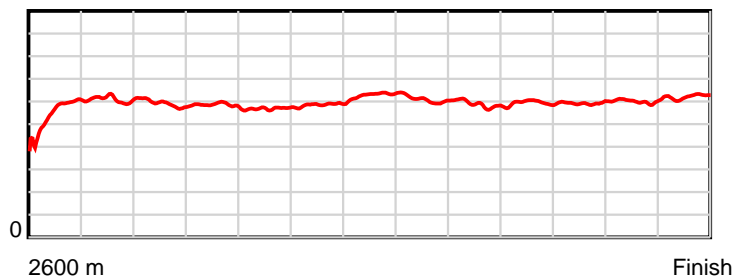
HRNZ and NZMTC and Thoroughbred Ratings Pty Ltd accepts no responsibility for the completeness or accuracy of any of the information contained herein, and makes no representations about its suitability for any particular purpose. Users should make their own judgements about those matters and/or seek independent advice. You assume all risks associated with use of the data provided on this page.

# Race Results

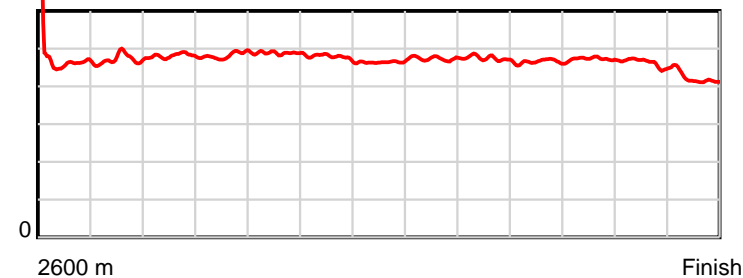
May 17, 2022, Race 2, IRT. YOUR HORSE. OUR PASSION. TROT, Distance 2600m, Addington - Survey 3200m

Result	TAB no.	Horse (Barrier)	2200m to	2000m to	1800m to	1600m to	1400m to	1200m to	1000m to	800m to	600m to	400m to	200m to	Total or	Margin
1st	5	Lavra Segil (6)	2000m	1800m	1600m	1400m	1200m	1000m	800m	600m	400m	200m	WP	Average	
		Position in running (margin)	3(4.6)	3(4.0)	3(3.7)	3(3.6)	3(4.6)	3(4.0)	3(4.1)	5(3.9)	5(3.6)	5(3.5)	5(3.9)		0.00
		Sectional time (s)	16.35	16.45	17.25	16.41	14.70	15.63	16.31	15.62	16.06	15.35	13.39		
		Cumulative time (s)	173.52	157.17	140.72	123.47	107.06	92.36	76.73	60.42	44.80	28.74	13.39	3:26.47	
		Speed (m/s)	12.23	12.16	11.59	12.19	13.61	12.80	12.26	12.80	12.45	13.03	14.94	12.59	
		Stride length (m)	5.88	5.87	5.66	5.82	6.33	6.06	5.81	5.95	5.89	6.01	6.28	5.93	
		Stride duration (s)	0.481	0.483	0.488	0.477	0.465	0.474	0.474	0.465	0.473	0.462	0.420	0.471	
		Stride efficiency (%)	54.05	53.79	50.09	52.89	62.55	57.46	52.81	55.39	54.22	56.51	61.60	54.86	
		Stride count	34.01	34.09	35.33	34.38	31.61	32.98	34.40	33.59	33.95	33.26	31.85	438.80	

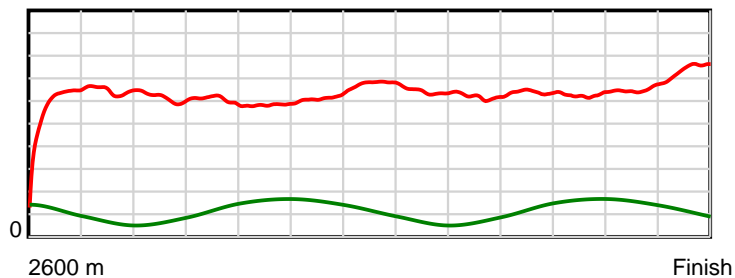
10 m Stride length



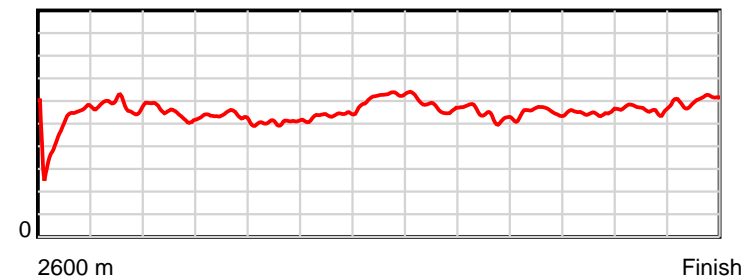
0.6 s Stride duration



20 m/sec Speed



100 % Stride efficiency



Note: Horizontal distance axis grid lines are 200m furlongs.

## Disclaimer.

HRNZ and NZMTC and Thoroughbred Ratings Pty Ltd accepts no responsibility for the completeness or accuracy of any of the information contained herein, and makes no representations about its suitability for any particular purpose. Users should make their own judgements about those matters and/or seek independent advice. You assume all risks associated with use of the data provided on this page.



# Race Results



May 17, 2022, Race 2, IRT. YOUR HORSE. OUR PASSION. TROT, Distance 2600m, Addington - Survey 3200m

Result	TAB no.	Horse (Barrier)	2600 to	2400m to
2nd	9	<b>Sassy Star (0)</b>	<b>2400m</b>	<b>2200m</b>
		Position in running (margin)	-	7(12.1)
		Sectional time (s)	18.59	15.69
		Cumulative time (s)	206.65	188.06
		Speed (m/s)	10.76	12.75
		Stride length (m)	5.29	5.67
		Stride duration (s)	0.444	0.445
		Stride efficiency (%)	43.78	50.15
		Stride count	37.78	35.30

## Disclaimer.

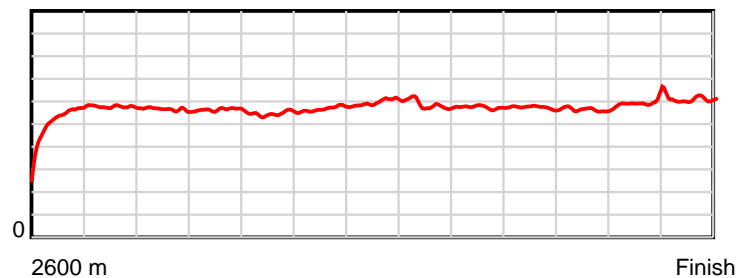
HRNZ and NZMTC and Thoroughbred Ratings Pty Ltd accepts no responsibility for the completeness or accuracy of any of the information contained herein, and makes no representations about its suitability for any particular purpose. Users should make their own judgements about those matters and/or seek independent advice. You assume all risks associated with use of the data provided on this page.

# Race Results

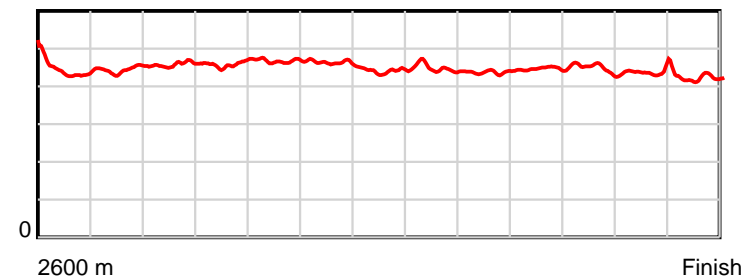
May 17, 2022, Race 2, IRT. YOUR HORSE. OUR PASSION. TROT, Distance 2600m, Addington - Survey 3200m

Result	TAB no.	Horse (Barrier)	2200m to	2000m to	1800m to	1600m to	1400m to	1200m to	1000m to	800m to	600m to	400m to	200m to	Total or	Margin
2nd	9	<b>Sassy Star (0)</b>	<b>2000m</b>	<b>1800m</b>	<b>1600m</b>	<b>1400m</b>	<b>1200m</b>	<b>1000m</b>	<b>800m</b>	<b>600m</b>	<b>400m</b>	<b>200m</b>	<b>WP</b>	<b>Average</b>	
		Position in running (margin)	6(12.8)	6(12.0)	6(11.3)	6(10.6)	6(10.8)	7(10.7)	7(9.2)	6(5.3)	6(4.2)	6(4.9)	4(2.4)		1.00
		Sectional time (s)	16.33	16.38	17.16	16.26	14.77	15.38	15.69	15.50	16.19	14.88	13.83		
		Cumulative time (s)	172.37	156.04	139.66	122.50	106.24	91.47	76.09	60.40	44.90	28.71	13.83	3:26.65	
		Speed (m/s)	12.25	12.21	11.66	12.30	13.54	13.00	12.75	12.90	12.35	13.44	14.46	12.58	
		Stride length (m)	5.61	5.60	5.45	5.70	5.97	5.84	5.58	5.76	5.54	5.88	6.11	5.68	
		Stride duration (s)	0.458	0.458	0.467	0.463	0.441	0.449	0.437	0.447	0.448	0.438	0.422	0.452	
		Stride efficiency (%)	49.16	49.00	46.35	50.78	55.66	53.21	48.58	51.90	47.90	54.09	58.27	50.47	
		Stride count	35.66	35.72	36.72	35.08	33.51	34.27	35.87	34.70	36.13	33.99	32.75	457.48	

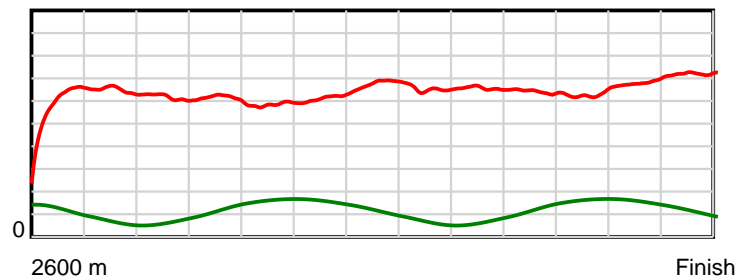
10 m Stride length



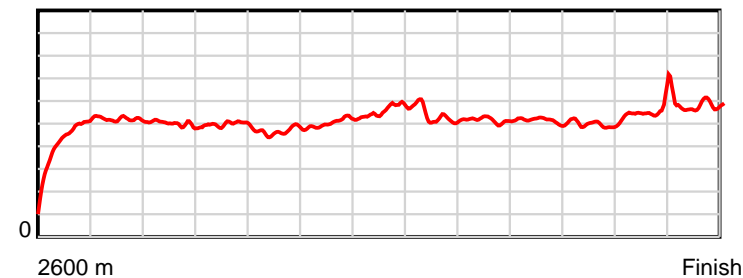
0.6 s Stride duration



20 m/sec Speed



100 % Stride efficiency



Note: Horizontal distance axis grid lines are 200m furlongs.

## Disclaimer.

HRNZ and NZMTC and Thoroughbred Ratings Pty Ltd accepts no responsibility for the completeness or accuracy of any of the information contained herein, and makes no representations about its suitability for any particular purpose. Users should make their own judgements about those matters and/or seek independent advice. You assume all risks associated with use of the data provided on this page.



# Race Results



May 17, 2022, Race 2, IRT. YOUR HORSE. OUR PASSION. TROT, Distance 2600m, Addington - Survey 3200m

Result	TAB no.	Horse (Barrier)	2600 to	2400m to
3rd	1	<b>Show The Way (3)</b>	<b>2400m</b>	<b>2200m</b>
		Position in running (margin)	-	1(0.0)
		Sectional time (s)	16.39	15.59
		Cumulative time (s)	207.12	190.73
		Speed (m/s)	12.20	12.83
		Stride length (m)	5.75	5.76
		Stride duration (s)	0.477	0.449
		Stride efficiency (%)	51.71	51.79
		Stride count	34.77	34.74

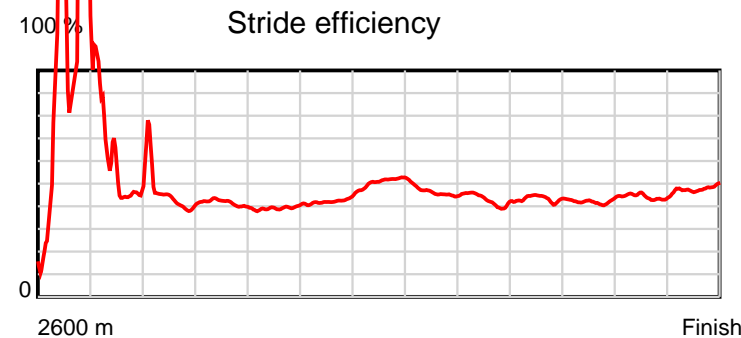
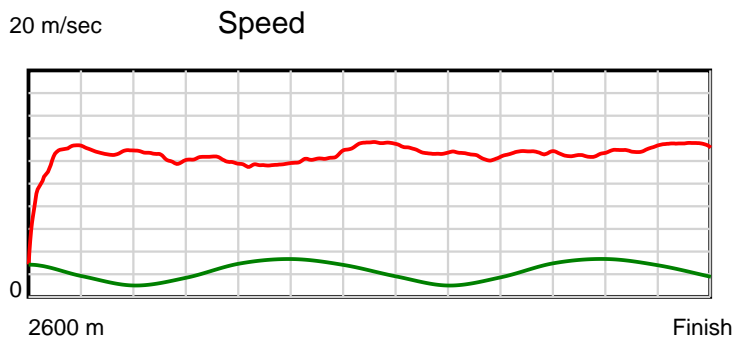
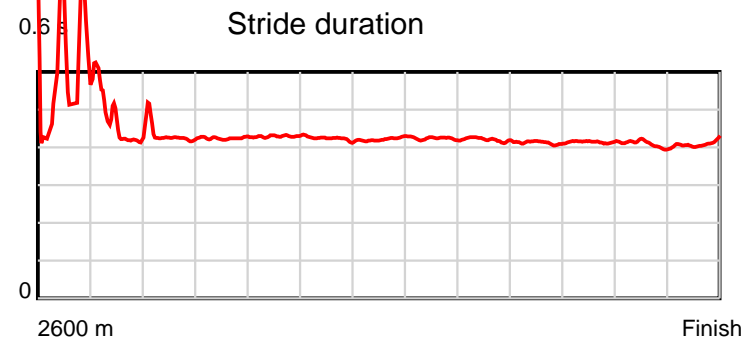
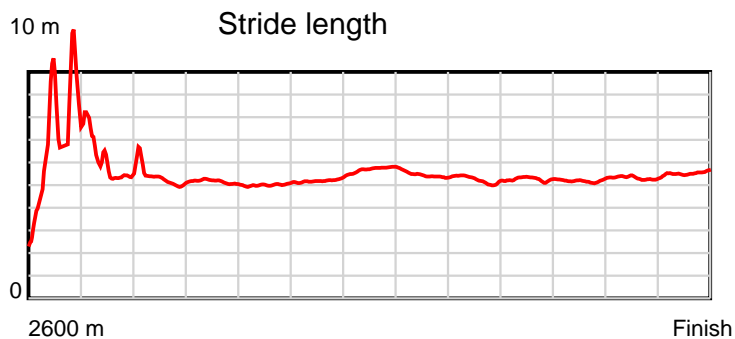
#### Disclaimer.

HRNZ and NZMTC and Thoroughbred Ratings Pty Ltd accepts no responsibility for the completeness or accuracy of any of the information contained herein, and makes no representations about its suitability for any particular purpose. Users should make their own judgements about those matters and/or seek independent advice. You assume all risks associated with use of the data provided on this page.

# Race Results

May 17, 2022, Race 2, IRT. YOUR HORSE. OUR PASSION. TROT, Distance 2600m, Addington - Survey 3200m

Result	TAB no.	Horse (Barrier)	2200m to	2000m to	1800m to	1600m to	1400m to	1200m to	1000m to	800m to	600m to	400m to	200m to	Total or	Margin
3rd	1	Show The Way (3)	2000m	1800m	1600m	1400m	1200m	1000m	800m	600m	400m	200m	WP	Average	
		Position in running (margin)	1(0.0)	1(0.0)	1(0.0)	1(0.0)	1(0.0)	1(0.0)	1(0.0)	1(0.0)	1(0.0)	1(0.0)	1(0.0)		3.60
		Sectional time (s)	16.46	16.50	17.27	16.23	14.80	15.62	16.34	15.67	16.07	15.30	14.88		
		Cumulative time (s)	175.14	158.68	142.18	124.91	108.68	93.88	78.26	61.92	46.25	30.18	14.88	3:27.12	
		Speed (m/s)	12.15	12.12	11.58	12.32	13.51	12.80	12.24	12.76	12.45	13.07	13.44	12.55	
		Stride length (m)	5.22	5.15	4.97	5.22	5.70	5.42	5.14	5.26	5.16	5.34	5.52	5.34	
		Stride duration (s)	0.429	0.425	0.429	0.423	0.422	0.423	0.420	0.412	0.415	0.408	0.410	0.426	
		Stride efficiency (%)	42.54	41.37	38.63	42.54	50.79	45.90	41.33	43.28	41.62	44.52	47.54	44.61	
		Stride count	38.33	38.87	40.22	38.33	35.08	36.90	38.89	38.00	38.75	37.47	36.26	486.61	



Note: Horizontal distance axis grid lines are 200m furlongs.

#### Disclaimer.

HRNZ and NZMTC and Thoroughbred Ratings Pty Ltd accepts no responsibility for the completeness or accuracy of any of the information contained herein, and makes no representations about its suitability for any particular purpose. Users should make their own judgements about those matters and/or seek independent advice. You assume all risks associated with use of the data provided on this page.



# Race Results



May 17, 2022, Race 2, IRT. YOUR HORSE. OUR PASSION. TROT, Distance 2600m, Addington - Survey 3200m

Result	TAB no.	Horse (Barrier)	2600 to	2400m to
4th	4	Random Spur (5)	2400m	2200m
		Position in running (margin)	-	3(3.7)
		Sectional time (s)	17.02	15.37
		Cumulative time (s)	207.20	190.18
		Speed (m/s)	11.75	13.01
		Stride length (m)	5.15	5.71
		Stride duration (s)	0.440	0.439
		Stride efficiency (%)	41.43	50.99
		Stride count	38.84	35.01

#### Disclaimer.

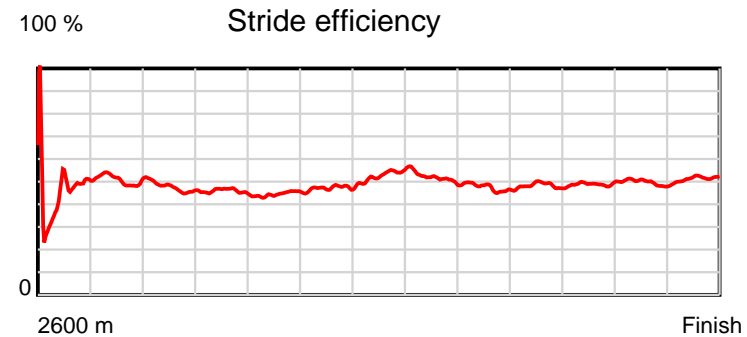
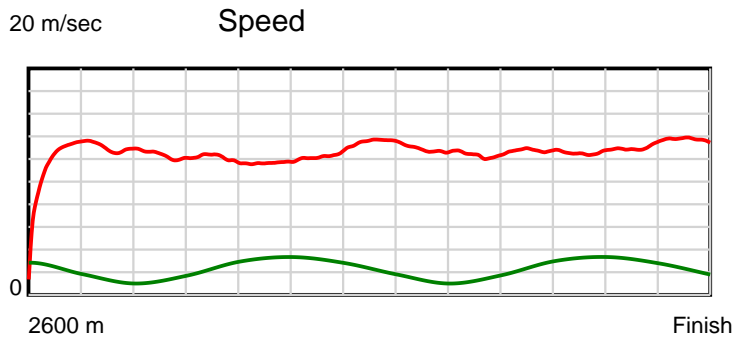
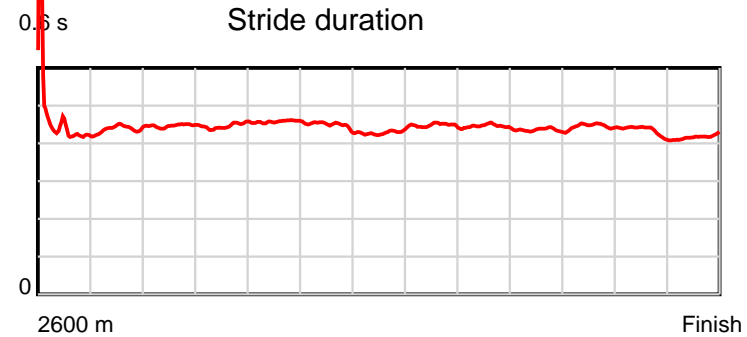
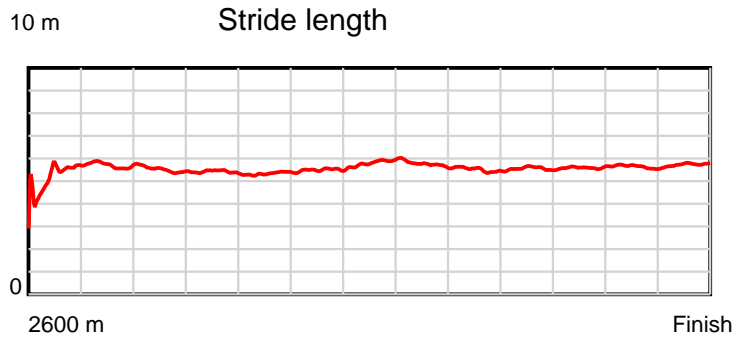
HRNZ and NZMTC and Thoroughbred Ratings Pty Ltd accepts no responsibility for the completeness or accuracy of any of the information contained herein, and makes no representations about its suitability for any particular purpose. Users should make their own judgements about those matters and/or seek independent advice. You assume all risks associated with use of the data provided on this page.



# Race Results

May 17, 2022, Race 2, IRT. YOUR HORSE. OUR PASSION. TROT, Distance 2600m, Addington - Survey 3200m

Result	TAB no.	Horse (Barrier)	2200m to	2000m to	1800m to	1600m to	1400m to	1200m to	1000m to	800m to	600m to	400m to	200m to	Total or	Margin
4th	4	Random Spur (5)	2000m	1800m	1600m	1400m	1200m	1000m	800m	600m	400m	200m	WP	Average	
		Position in running (margin)	2(2.4)	2(1.7)	2(1.7)	2(1.9)	2(2.7)	2(2.2)	2(2.0)	3(1.9)	3(1.8)	3(2.0)	3(2.0)		4.10
		Sectional time (s)	16.34	16.50	17.31	16.36	14.72	15.59	16.32	15.66	16.10	15.30	14.61		
		Cumulative time (s)	174.81	158.47	141.97	124.66	108.30	93.58	77.99	61.67	46.01	29.91	14.61	3:27.20	
		Speed (m/s)	12.24	12.12	11.55	12.22	13.59	12.83	12.25	12.77	12.42	13.07	13.69	12.55	
		Stride length (m)	5.47	5.41	5.29	5.48	5.83	5.74	5.46	5.56	5.54	5.65	5.73	5.53	
		Stride duration (s)	0.447	0.447	0.458	0.448	0.429	0.448	0.445	0.435	0.446	0.432	0.419	0.441	
		Stride efficiency (%)	46.76	45.77	43.69	46.91	53.18	51.55	46.57	48.32	47.96	49.86	51.38	47.86	
		Stride count	36.56	36.95	37.83	36.50	34.28	34.82	36.64	35.97	36.10	35.41	34.88	469.79	



Note: Horizontal distance axis grid lines are 200m furlongs.

**Disclaimer.**

HRNZ and NZMTC and Thoroughbred Ratings Pty Ltd accepts no responsibility for the completeness or accuracy of any of the information contained herein, and makes no representations about its suitability for any particular purpose. Users should make their own judgements about those matters and/or seek independent advice. You assume all risks associated with use of the data provided on this page.



# Race Results



May 17, 2022, Race 2, IRT. YOUR HORSE. OUR PASSION. TROT, Distance 2600m, Addington - Survey 3200m

Result	TAB no.	Horse (Barrier)	2600 to	2400m to
5th	3	<b>Tight N Bright (4)</b>	<b>2400m</b>	<b>2200m</b>
		Position in running (margin)	-	2(3.5)
		Sectional time (s)	17.02	17.42
		Cumulative time (s)	207.39	190.37
		Speed (m/s)	11.75	11.48
		Stride length (m)	5.43	5.42
		Stride duration (s)	0.463	0.472
		Stride efficiency (%)	46.10	45.85
		Stride count	36.82	36.92

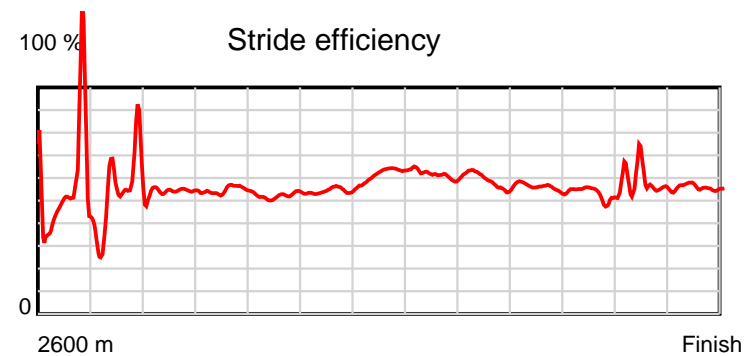
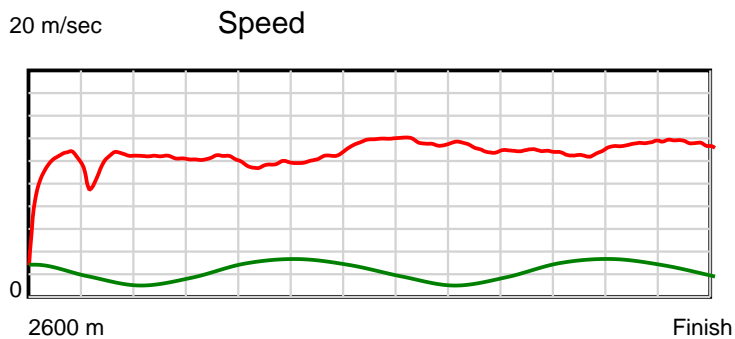
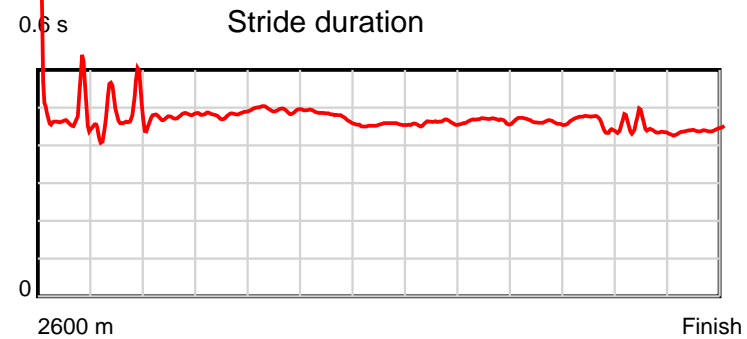
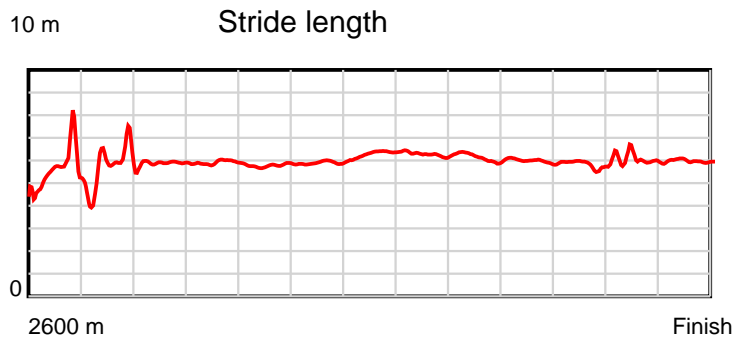
#### Disclaimer.

HRNZ and NZMTC and Thoroughbred Ratings Pty Ltd accepts no responsibility for the completeness or accuracy of any of the information contained herein, and makes no representations about its suitability for any particular purpose. Users should make their own judgements about those matters and/or seek independent advice. You assume all risks associated with use of the data provided on this page.

# Race Results

May 17, 2022, Race 2, IRT. YOUR HORSE. OUR PASSION. TROT, Distance 2600m, Addington - Survey 3200m

Result	TAB no.	Horse (Barrier)	2200m to	2000m to	1800m to	1600m to	1400m to	1200m to	1000m to	800m to	600m to	400m to	200m to	Total or	Margin
5th	3	<b>Tight N Bright (4)</b>	<b>2000m</b>	<b>1800m</b>	<b>1600m</b>	<b>1400m</b>	<b>1200m</b>	<b>1000m</b>	<b>800m</b>	<b>600m</b>	<b>400m</b>	<b>200m</b>	<b>WP</b>	<b>Average</b>	
		Position in running (margin)	7(14.5)	7(13.9)	7(12.8)	7(12.5)	7(12.4)	6(10.2)	5(6.0)	4(2.3)	4(1.8)	4(2.5)	2(0.7)		5.10
		Sectional time (s)	16.36	16.32	17.22	16.20	14.43	14.93	15.73	15.59	16.19	14.98	15.00		
		Cumulative time (s)	172.95	156.59	140.27	123.05	106.85	92.42	77.49	61.76	46.17	29.98	15.00	3:27.39	
		Speed (m/s)	12.22	12.25	11.61	12.35	13.86	13.40	12.71	12.83	12.35	13.35	13.33	12.54	
		Stride length (m)	5.84	5.92	5.74	5.91	6.29	6.16	5.93	5.94	5.67	5.87	5.90	5.84	
		Stride duration (s)	0.478	0.483	0.495	0.479	0.454	0.460	0.466	0.463	0.459	0.439	0.442	0.466	
		Stride efficiency (%)	53.30	54.70	51.54	54.51	61.86	59.30	55.01	55.09	50.15	53.76	54.32	53.24	
		Stride count	34.25	33.80	34.82	33.86	31.79	32.47	33.71	33.68	35.30	34.10	33.92	445.44	



Note: Horizontal distance axis grid lines are 200m furlongs.

#### Disclaimer.

HRNZ and NZMTC and Thoroughbred Ratings Pty Ltd accepts no responsibility for the completeness or accuracy of any of the information contained herein, and makes no representations about its suitability for any particular purpose. Users should make their own judgements about those matters and/or seek independent advice. You assume all risks associated with use of the data provided on this page.



# Race Results



May 17, 2022, Race 2, IRT. YOUR HORSE. OUR PASSION. TROT, Distance 2600m, Addington - Survey 3200m

Result	TAB no.	Horse (Barrier)	2600 to	2400m to
6th	8	<b>The Beat (1)</b>	<b>2400m</b>	<b>2200m</b>
		Position in running (margin)	-	5(7.7)
		Sectional time (s)	17.72	16.03
		Cumulative time (s)	207.91	190.19
		Speed (m/s)	11.29	12.48
		Stride length (m)	0.00	7.28
		Stride duration (s)	0.000	0.583
		Stride efficiency (%)	0.00	82.75
		Stride count	0.00	27.48

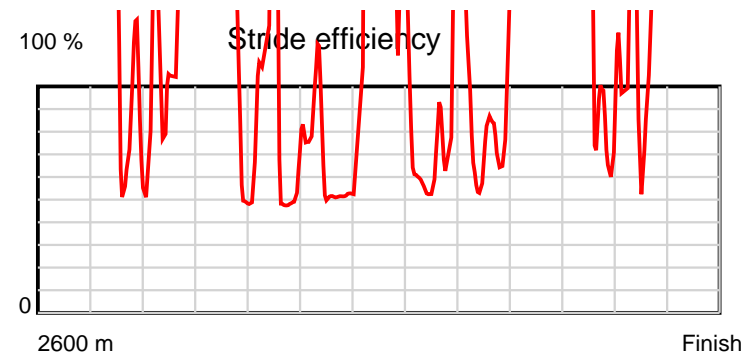
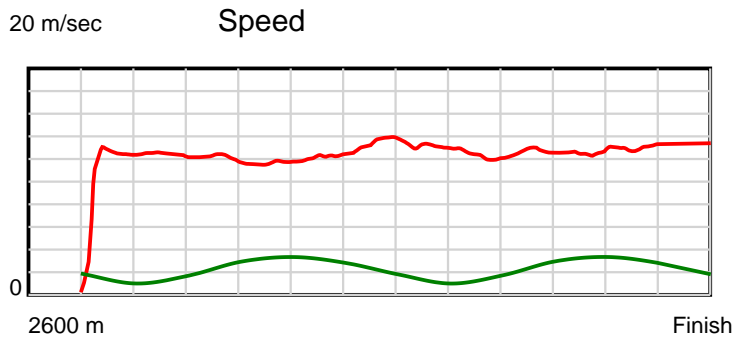
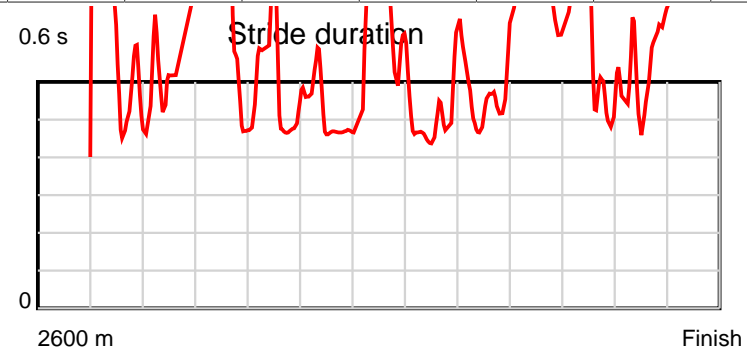
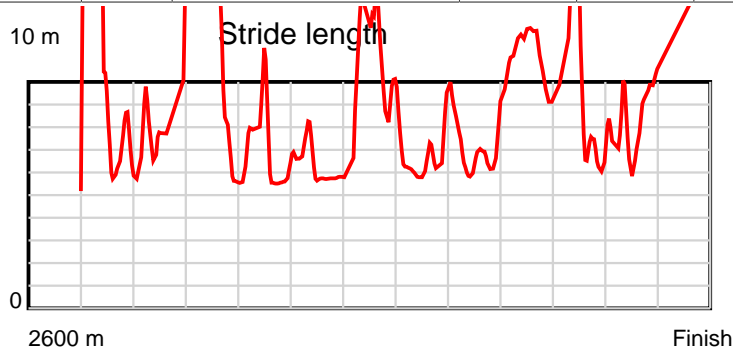
#### Disclaimer.

HRNZ and NZMTC and Thoroughbred Ratings Pty Ltd accepts no responsibility for the completeness or accuracy of any of the information contained herein, and makes no representations about its suitability for any particular purpose. Users should make their own judgements about those matters and/or seek independent advice. You assume all risks associated with use of the data provided on this page.

# Race Results

May 17, 2022, Race 2, IRT. YOUR HORSE. OUR PASSION. TROT, Distance 2600m, Addington - Survey 3200m

Result	TAB no.	Horse (Barrier)	2200m to	2000m to	1800m to	1600m to	1400m to	1200m to	1000m to	800m to	600m to	400m to	200m to	Total or	Margin
6th	8	<b>The Beat (1)</b>	<b>2000m</b>	<b>1800m</b>	<b>1600m</b>	<b>1400m</b>	<b>1200m</b>	<b>1000m</b>	<b>800m</b>	<b>600m</b>	<b>400m</b>	<b>200m</b>	<b>WP</b>	<b>Average</b>	
		Position in running (margin)	5(10.3)	5(10.1)	5(9.0)	5(8.1)	5(8.6)	5(8.2)	6(6.7)	7(6.1)	7(5.6)	7(5.2)	7(6.0)		8.00
		Sectional time (s)	16.42	16.31	17.12	16.31	14.74	15.36	16.25	15.60	16.01	15.43	14.61		
		Cumulative time (s)	174.16	157.74	141.43	124.31	108.00	93.26	77.90	61.65	46.05	30.04	14.61	3:27.91	
		Speed (m/s)	12.18	12.26	11.68	12.26	13.57	13.02	12.31	12.82	12.49	12.96	13.69	12.51	
		Stride length (m)	8.76	7.18	6.47	6.05	7.20	6.13	6.66	10.29	8.65	6.80	5.86	7.68	
		Stride duration (s)	0.719	0.585	0.554	0.493	0.531	0.470	0.541	0.802	0.692	0.525	0.428	0.614	
		Stride efficiency (%)	119.93	80.50	65.46	57.16	81.03	58.65	69.21	165.34	116.81	72.30	53.64	92.07	
		Stride count	22.83	27.86	30.90	33.07	27.77	32.65	30.05	19.44	23.13	29.40	34.14	338.72	



Note: Horizontal distance axis grid lines are 200m furlongs.

**Disclaimer.**

HRNZ and NZMTC and Thoroughbred Ratings Pty Ltd accepts no responsibility for the completeness or accuracy of any of the information contained herein, and makes no representations about its suitability for any particular purpose. Users should make their own judgements about those matters and/or seek independent advice. You assume all risks associated with use of the data provided on this page.



# Race Results



May 17, 2022, Race 2, IRT. YOUR HORSE. OUR PASSION. TROT, Distance 2600m, Addington - Survey 3200m

Result	TAB no.	Horse (Barrier)	2600 to	2400m to
7th	7	<b>See It Thru (2)</b>	<b>2400m</b>	<b>2200m</b>
		Position in running (margin)	-	6(8.0)
		Sectional time (s)	17.88	15.57
		Cumulative time (s)	209.89	192.01
		Speed (m/s)	11.19	12.85
		Stride length (m)	5.61	6.14
		Stride duration (s)	0.467	0.478
		Stride efficiency (%)	49.10	58.85
		Stride count	35.68	32.59

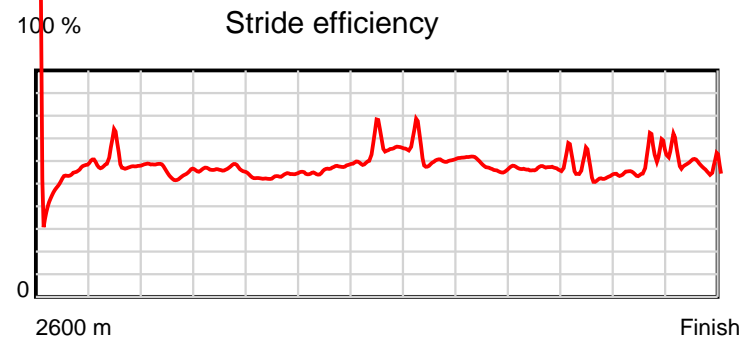
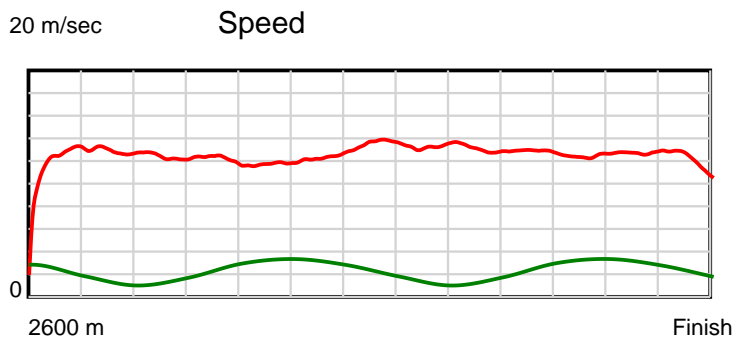
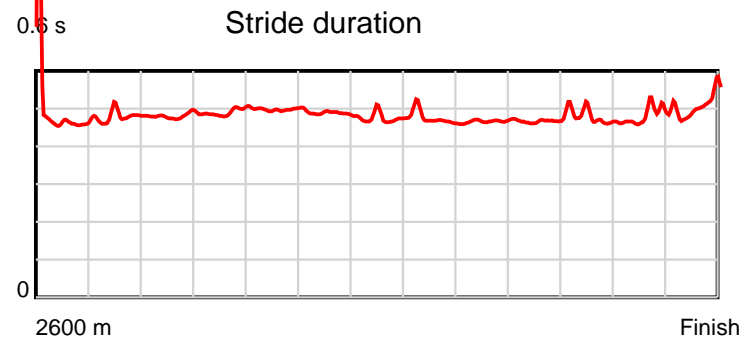
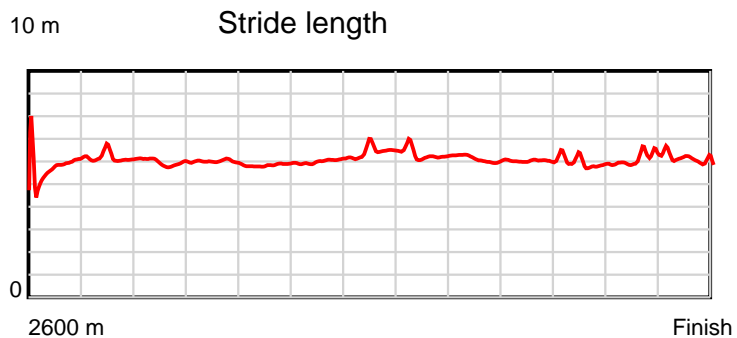
#### Disclaimer.

HRNZ and NZMTC and Thoroughbred Ratings Pty Ltd accepts no responsibility for the completeness or accuracy of any of the information contained herein, and makes no representations about its suitability for any particular purpose. Users should make their own judgements about those matters and/or seek independent advice. You assume all risks associated with use of the data provided on this page.

# Race Results

May 17, 2022, Race 2, IRT. YOUR HORSE. OUR PASSION. TROT, Distance 2600m, Addington - Survey 3200m

Result	TAB no.	Horse (Barrier)	2200m to	2000m to	1800m to	1600m to	1400m to	1200m to	1000m to	800m to	600m to	400m to	200m to	Total or	Margin
7th	7	See It Thru (2)	2000m	1800m	1600m	1400m	1200m	1000m	800m	600m	400m	200m	WP	Average	
		Position in running (margin)	4(7.9)	4(7.2)	4(6.7)	4(6.5)	4(6.5)	4(6.1)	4(4.2)	2(0.8)	2(0.3)	2(1.6)	6(4.1)		19.00
		Sectional time (s)	16.34	16.42	17.24	16.22	14.74	15.30	15.78	15.59	16.30	15.71	16.80		
		Cumulative time (s)	176.44	160.10	143.68	126.44	110.22	95.48	80.18	64.40	48.81	32.51	16.80	3:29.89	
		Speed (m/s)	12.24	12.18	11.60	12.33	13.57	13.07	12.67	12.83	12.27	12.73	11.90	12.39	
		Stride length (m)	5.89	5.98	5.77	6.02	6.43	6.19	5.91	5.98	5.84	6.09	6.06	5.99	
		Stride duration (s)	0.481	0.491	0.498	0.488	0.474	0.474	0.467	0.466	0.476	0.478	0.509	0.483	
		Stride efficiency (%)	54.18	55.80	52.09	56.66	64.58	59.87	54.67	55.89	53.35	57.99	57.39	56.01	
		Stride count	33.97	33.47	34.64	33.21	31.11	32.31	33.81	33.44	34.23	32.83	33.00	434.29	



Note: Horizontal distance axis grid lines are 200m furlongs.

#### Disclaimer.

HRNZ and NZMTC and Thoroughbred Ratings Pty Ltd accepts no responsibility for the completeness or accuracy of any of the information contained herein, and makes no representations about its suitability for any particular purpose. Users should make their own judgements about those matters and/or seek independent advice. You assume all risks associated with use of the data provided on this page.