



## Race Results

NZ Metropolitan Trotting Club Inc, HRNZ, May 20, 2022

Compilation date: May 20, 2022, 8:31:10 PM (NZST)

Copyright © 2022 HRNZ and NZMTC. All rights reserved.

### Trademarks.

StrideMASTER is a registered trademark of Thoroughbred Ratings Pty Ltd.

### Disclaimer.

HRNZ and NZMTC and Thoroughbred Ratings Pty Ltd accepts no responsibility for the completeness or accuracy of any of the information contained herein, and makes no representations about its suitability for any particular purpose. Users should make their own judgements about those matters and/or seek independent advice. You assume all risks associated with use of the data provided on this page.



# Race Results



May 20, 2022, Race 7, MITRE 10 MEGA HANDICAP TROT, Distance 2600m, Addington - Survey 3200m

Result	TAB no.	Horse (Barrier)	2600 to	2400m to
1st	8	Mataderos (7)	2400m	2200m
		Position in running (margin)	-	7(10.0)
		Sectional time (s)	18.71	14.86
		Cumulative time (s)	196.78	178.07
		Speed (m/s)	10.69	13.46
		Stride length (m)	5.96	6.06
		Stride duration (s)	0.445	0.450
		Stride efficiency (%)	55.53	57.41
		Stride count	33.55	33.00

## Disclaimer.

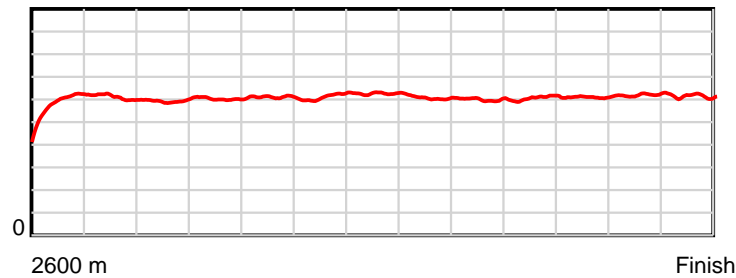
HRNZ and NZMTC and Thoroughbred Ratings Pty Ltd accepts no responsibility for the completeness or accuracy of any of the information contained herein, and makes no representations about its suitability for any particular purpose. Users should make their own judgements about those matters and/or seek independent advice. You assume all risks associated with use of the data provided on this page.

# Race Results

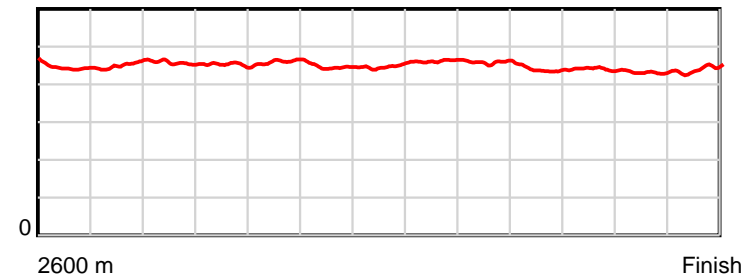
May 20, 2022, Race 7, MITRE 10 MEGA HANDICAP TROT, Distance 2600m, Addington - Survey 3200m

Result	TAB no.	Horse (Barrier)	2200m to	2000m to	1800m to	1600m to	1400m to	1200m to	1000m to	800m to	600m to	400m to	200m to	Total or	Margin
1st	8	Mataderos (7)	2000m	1800m	1600m	1400m	1200m	1000m	800m	600m	400m	200m	WP	Average	
		Position in running (margin)	7(9.6)	7(9.1)	7(6.3)	6(4.8)	2(0.5)	1(0.0)	1(0.0)	1(0.0)	1(0.0)	1(0.0)	1(0.0)		0.00
		Sectional time (s)	15.63	14.98	15.34	14.85	14.31	15.14	15.36	14.51	14.74	13.96	14.39		
		Cumulative time (s)	163.21	147.58	132.60	117.26	102.41	88.10	72.96	57.60	43.09	28.35	14.39	3:16.78	
		Speed (m/s)	12.80	13.35	13.04	13.47	13.98	13.21	13.02	13.78	13.57	14.33	13.90	13.21	
		Stride length (m)	5.85	6.04	6.00	6.01	6.26	6.10	5.97	6.05	5.98	6.19	6.13	6.04	
		Stride duration (s)	0.458	0.452	0.460	0.446	0.448	0.462	0.458	0.439	0.441	0.432	0.441	0.457	
		Stride efficiency (%)	53.57	57.01	56.25	56.36	61.30	58.11	55.68	57.21	55.87	59.86	58.65	57.09	
		Stride count	34.16	33.11	33.33	33.30	31.93	32.80	33.50	33.05	33.45	32.32	32.65	430.15	

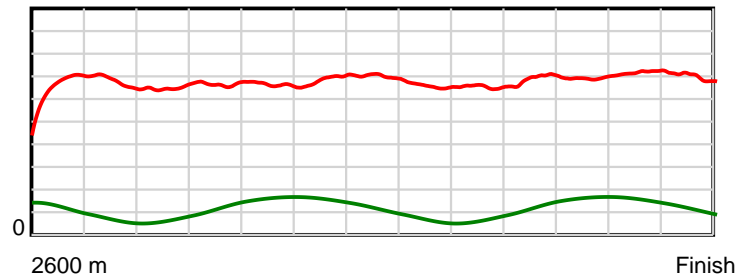
10 m Stride length



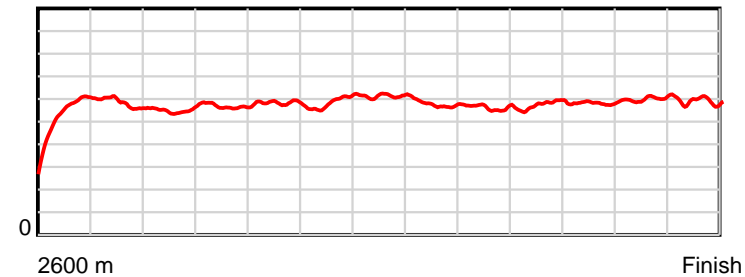
0.6 s Stride duration



20 m/sec Speed



100 % Stride efficiency



Note: Horizontal distance axis grid lines are 200m furlongs.

**Disclaimer.**

HRNZ and NZMTC and Thoroughbred Ratings Pty Ltd accepts no responsibility for the completeness or accuracy of any of the information contained herein, and makes no representations about its suitability for any particular purpose. Users should make their own judgements about those matters and/or seek independent advice. You assume all risks associated with use of the data provided on this page.



# Race Results



May 20, 2022, Race 7, MITRE 10 MEGA HANDICAP TROT, Distance 2600m, Addington - Survey 3200m

Result	TAB no.	Horse (Barrier)	2600 to	2400m to
2nd	4	<b>Smokin Bandar (4)</b>	<b>2400m</b>	<b>2200m</b>
		Position in running (margin)	-	5(6.8)
		Sectional time (s)	18.39	15.17
		Cumulative time (s)	197.11	178.72
		Speed (m/s)	10.88	13.18
		Stride length (m)	6.15	6.36
		Stride duration (s)	0.489	0.482
		Stride efficiency (%)	59.08	63.24
		Stride count	32.53	31.44

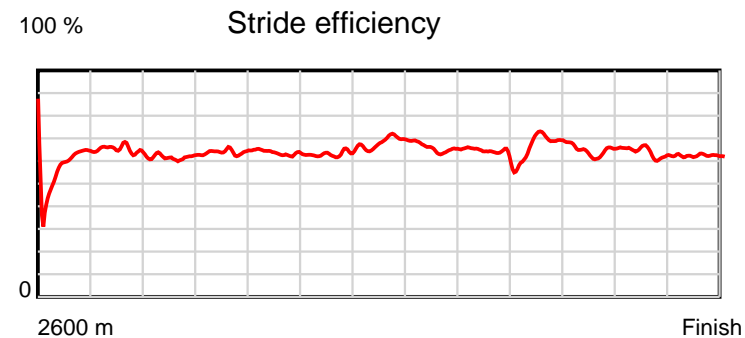
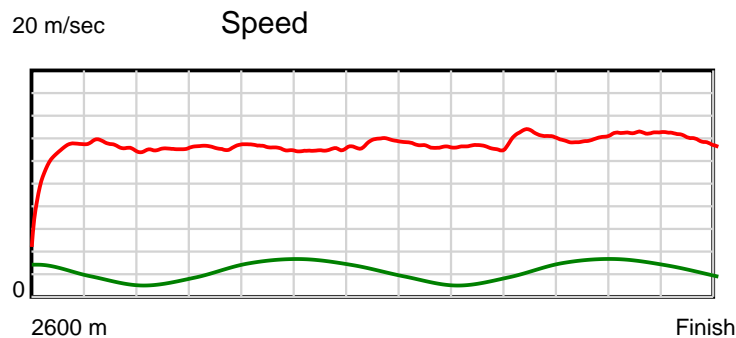
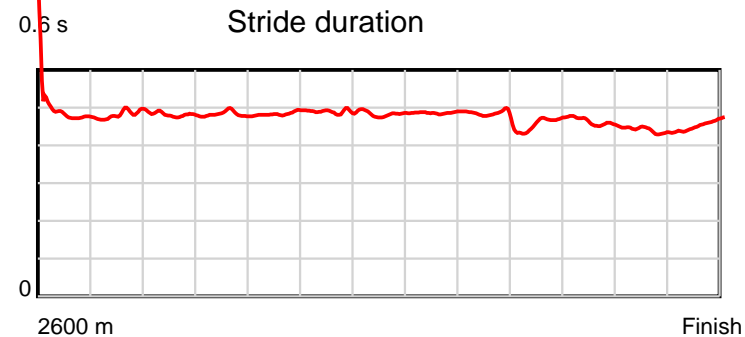
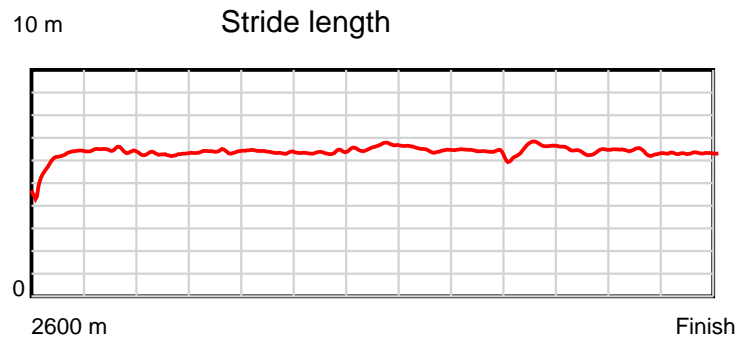
#### Disclaimer.

HRNZ and NZMTC and Thoroughbred Ratings Pty Ltd accepts no responsibility for the completeness or accuracy of any of the information contained herein, and makes no representations about its suitability for any particular purpose. Users should make their own judgements about those matters and/or seek independent advice. You assume all risks associated with use of the data provided on this page.

# Race Results

May 20, 2022, Race 7, MITRE 10 MEGA HANDICAP TROT, Distance 2600m, Addington - Survey 3200m

Result	TAB no.	Horse (Barrier)	2200m to	2000m to	1800m to	1600m to	1400m to	1200m to	1000m to	800m to	600m to	400m to	200m to	Total or	Margin
2nd	4	<b>Smokin Bandar (4)</b>	<b>2000m</b>	<b>1800m</b>	<b>1600m</b>	<b>1400m</b>	<b>1200m</b>	<b>1000m</b>	<b>800m</b>	<b>600m</b>	<b>400m</b>	<b>200m</b>	<b>WP</b>	<b>Average</b>	
		Position in running (margin)	6(8.2)	6(7.1)	5(4.5)	4(3.0)	5(2.7)	5(4.1)	5(4.7)	5(4.9)	2(1.5)	2(0.7)	2(0.6)		1.90
		Sectional time (s)	15.52	15.02	15.32	15.54	14.63	15.23	15.40	13.95	14.60	13.94	14.40		
		Cumulative time (s)	163.55	148.03	133.01	117.69	102.15	87.52	72.29	56.89	42.94	28.34	14.40	3:17.11	
		Speed (m/s)	12.89	13.32	13.05	12.87	13.67	13.13	12.99	14.34	13.70	14.35	13.89	13.19	
		Stride length (m)	6.20	6.43	6.32	6.30	6.61	6.39	6.22	6.61	6.30	6.30	6.34	6.35	
		Stride duration (s)	0.481	0.483	0.485	0.489	0.483	0.487	0.479	0.461	0.460	0.439	0.457	0.481	
		Stride efficiency (%)	60.09	64.58	62.48	62.01	68.21	63.81	60.38	68.26	61.95	62.07	62.80	62.91	
		Stride count	32.25	31.11	31.63	31.75	30.27	31.30	32.18	30.26	31.77	31.73	31.55	409.77	



Note: Horizontal distance axis grid lines are 200m furlongs.

**Disclaimer.**

HRNZ and NZMTC and Thoroughbred Ratings Pty Ltd accepts no responsibility for the completeness or accuracy of any of the information contained herein, and makes no representations about its suitability for any particular purpose. Users should make their own judgements about those matters and/or seek independent advice. You assume all risks associated with use of the data provided on this page.



# Race Results



May 20, 2022, Race 7, MITRE 10 MEGA HANDICAP TROT, Distance 2600m, Addington - Survey 3200m

Result	TAB no.	Horse (Barrier)	2600 to	2400m to
3rd	2	I Dream Of Jea... (6)	2400m	2200m
		Position in running (margin)	-	1(0.0)
		Sectional time (s)	17.07	14.93
		Cumulative time (s)	197.21	180.14
		Speed (m/s)	11.72	13.40
		Stride length (m)	5.89	6.39
		Stride duration (s)	0.475	0.477
		Stride efficiency (%)	54.22	63.88
		Stride count	33.95	31.28

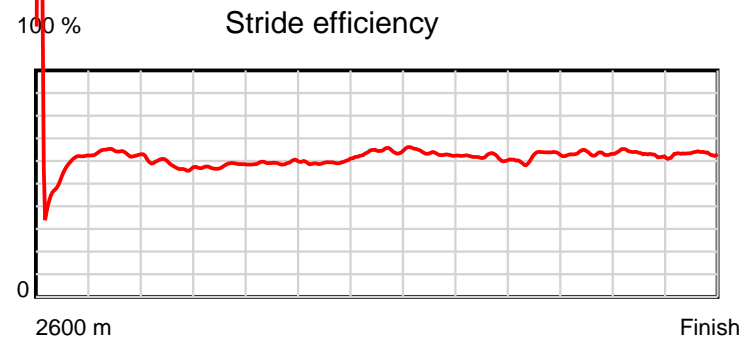
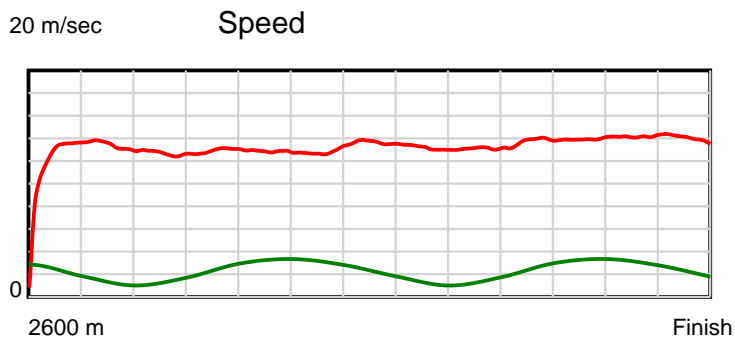
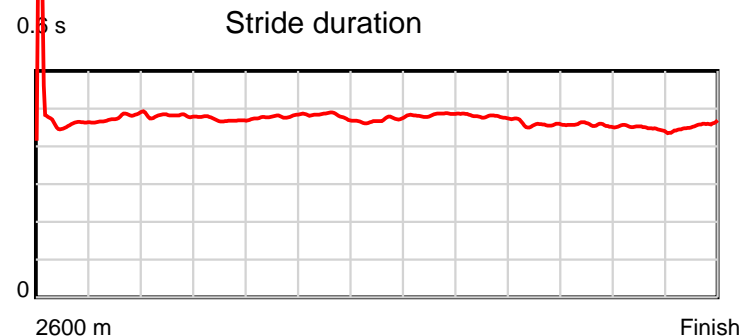
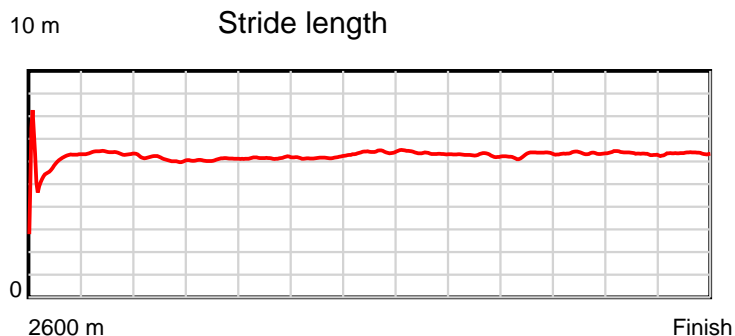
## Disclaimer.

HRNZ and NZMTC and Thoroughbred Ratings Pty Ltd accepts no responsibility for the completeness or accuracy of any of the information contained herein, and makes no representations about its suitability for any particular purpose. Users should make their own judgements about those matters and/or seek independent advice. You assume all risks associated with use of the data provided on this page.

# Race Results

May 20, 2022, Race 7, MITRE 10 MEGA HANDICAP TROT, Distance 2600m, Addington - Survey 3200m

Result	TAB no.	Horse (Barrier)	2200m to	2000m to	1800m to	1600m to	1400m to	1200m to	1000m to	800m to	600m to	400m to	200m to	Total or	Margin
3rd	2	I Dream Of Jea... (6)	2000m	1800m	1600m	1400m	1200m	1000m	800m	600m	400m	200m	WP	Average	
		Position in running (margin)	1(0.0)	1(0.0)	1(0.0)	1(0.0)	1(0.0)	2(1.5)	2(2.2)	2(2.6)	3(2.8)	3(1.8)	3(2.4)		2.50
		Sectional time (s)	15.70	15.45	15.59	15.58	14.66	15.26	15.41	14.55	14.58	14.07	14.36		
		Cumulative time (s)	165.21	149.51	134.06	118.47	102.89	88.23	72.97	57.56	43.01	28.43	14.36	3:17.21	
		Speed (m/s)	12.74	12.94	12.83	12.84	13.64	13.11	12.98	13.75	13.72	14.21	13.93	13.18	
		Stride length (m)	6.12	6.10	6.14	6.18	6.41	6.34	6.22	6.31	6.27	6.37	6.34	6.23	
		Stride duration (s)	0.481	0.471	0.479	0.481	0.470	0.484	0.479	0.459	0.457	0.448	0.455	0.473	
		Stride efficiency (%)	58.60	58.11	58.91	59.73	64.27	62.88	60.49	62.26	61.35	63.49	62.78	60.75	
		Stride count	32.66	32.80	32.57	32.35	31.19	31.53	32.15	31.68	31.92	31.38	31.55	417.01	



Note: Horizontal distance axis grid lines are 200m furlongs.

#### Disclaimer.

HRNZ and NZMTC and Thoroughbred Ratings Pty Ltd accepts no responsibility for the completeness or accuracy of any of the information contained herein, and makes no representations about its suitability for any particular purpose. Users should make their own judgements about those matters and/or seek independent advice. You assume all risks associated with use of the data provided on this page.



# Race Results



May 20, 2022, Race 7, MITRE 10 MEGA HANDICAP TROT, Distance 2600m, Addington - Survey 3200m

Result	TAB no.	Horse (Barrier)	2600 to	2400m to
4th	3	<b>With Ice (0)</b>	<b>2400m</b>	<b>2200m</b>
		Position in running (margin)	-	2(0.9)
		Sectional time (s)	17.05	15.17
		Cumulative time (s)	197.67	180.62
		Speed (m/s)	11.73	13.18
		Stride length (m)	5.57	6.36
		Stride duration (s)	0.478	0.483
		Stride efficiency (%)	48.42	63.30
		Stride count	35.93	31.42

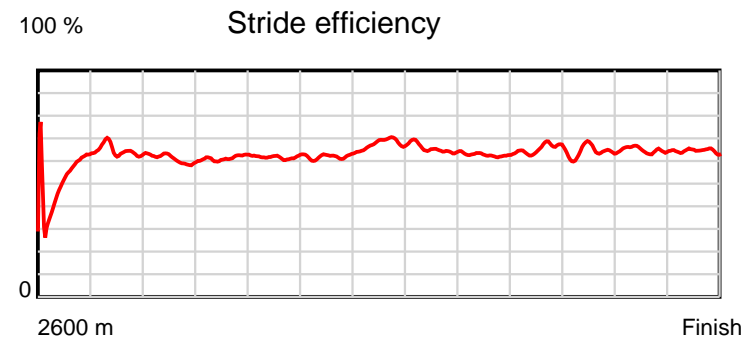
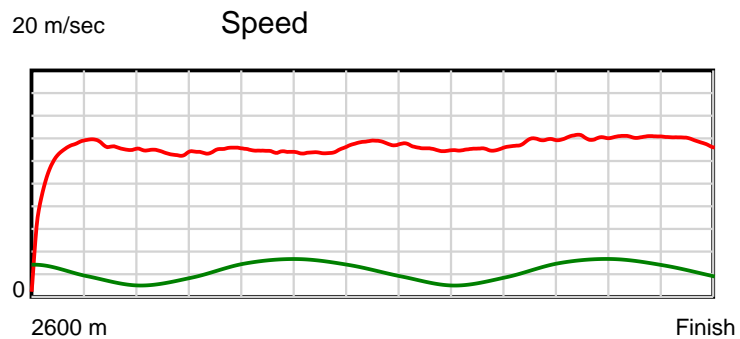
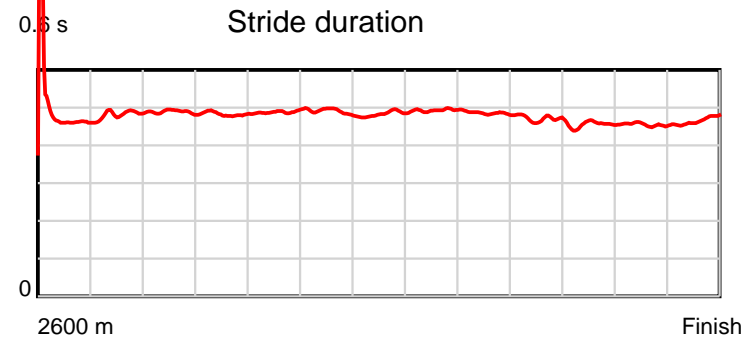
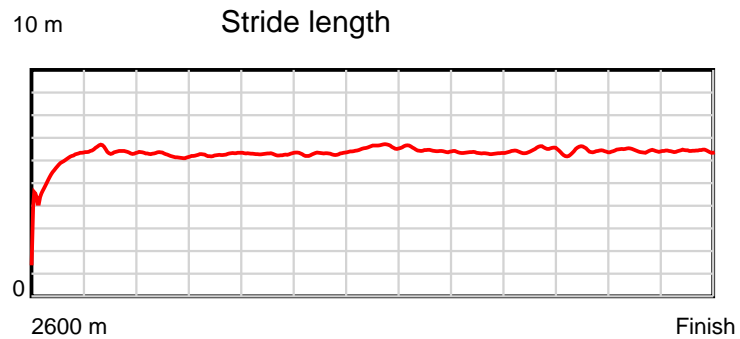
#### Disclaimer.

HRNZ and NZMTC and Thoroughbred Ratings Pty Ltd accepts no responsibility for the completeness or accuracy of any of the information contained herein, and makes no representations about its suitability for any particular purpose. Users should make their own judgements about those matters and/or seek independent advice. You assume all risks associated with use of the data provided on this page.

# Race Results

May 20, 2022, Race 7, MITRE 10 MEGA HANDICAP TROT, Distance 2600m, Addington - Survey 3200m

Result	TAB no.	Horse (Barrier)	2200m to	2000m to	1800m to	1600m to	1400m to	1200m to	1000m to	800m to	600m to	400m to	200m to	Total or	Margin
4th	3	<b>With Ice (0)</b>	<b>2000m</b>	<b>1800m</b>	<b>1600m</b>	<b>1400m</b>	<b>1200m</b>	<b>1000m</b>	<b>800m</b>	<b>600m</b>	<b>400m</b>	<b>200m</b>	<b>WP</b>	<b>Average</b>	
		Position in running (margin)	2(2.3)	2(2.5)	2(2.1)	3(2.3)	4(2.2)	4(3.8)	4(3.9)	4(4.2)	4(4.5)	4(3.2)	4(4.6)		5.20
		Sectional time (s)	15.73	15.38	15.62	15.56	14.66	15.17	15.40	14.56	14.52	14.19	14.66		
		Cumulative time (s)	165.45	149.72	134.34	118.72	103.16	88.50	73.33	57.93	43.37	28.85	14.66	3:17.67	
		Speed (m/s)	12.71	13.00	12.80	12.85	13.64	13.18	12.99	13.74	13.77	14.09	13.64	13.15	
		Stride length (m)	6.21	6.28	6.26	6.30	6.59	6.51	6.30	6.47	6.26	6.41	6.38	6.29	
		Stride duration (s)	0.489	0.483	0.489	0.490	0.483	0.493	0.485	0.471	0.454	0.455	0.468	0.478	
		Stride efficiency (%)	60.33	61.61	61.21	62.02	67.96	66.16	61.95	65.46	61.19	64.30	63.67	61.84	
		Stride count	32.19	31.85	31.96	31.75	30.33	30.74	31.76	30.90	31.96	31.18	31.33	413.30	



Note: Horizontal distance axis grid lines are 200m furlongs.

#### Disclaimer.

HRNZ and NZMTC and Thoroughbred Ratings Pty Ltd accepts no responsibility for the completeness or accuracy of any of the information contained herein, and makes no representations about its suitability for any particular purpose. Users should make their own judgements about those matters and/or seek independent advice. You assume all risks associated with use of the data provided on this page.



# Race Results



May 20, 2022, Race 7, MITRE 10 MEGA HANDICAP TROT, Distance 2600m, Addington - Survey 3200m

Result	TAB no.	Horse (Barrier)	2600 to	2400m to
5th	5	<b>Tweedledee (5)</b>	<b>2400m</b>	<b>2200m</b>
		Position in running (margin)	-	4(4.3)
		Sectional time (s)	17.68	14.90
		Cumulative time (s)	197.77	180.09
		Speed (m/s)	11.31	13.42
		Stride length (m)	5.77	6.06
		Stride duration (s)	0.451	0.451
		Stride efficiency (%)	52.00	57.35
		Stride count	34.67	33.01

#### Disclaimer.

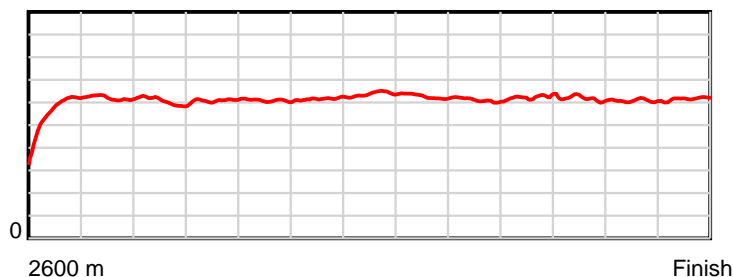
HRNZ and NZMTC and Thoroughbred Ratings Pty Ltd accepts no responsibility for the completeness or accuracy of any of the information contained herein, and makes no representations about its suitability for any particular purpose. Users should make their own judgements about those matters and/or seek independent advice. You assume all risks associated with use of the data provided on this page.

# Race Results

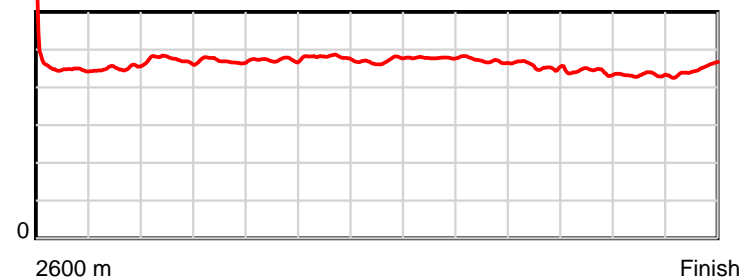
May 20, 2022, Race 7, MITRE 10 MEGA HANDICAP TROT, Distance 2600m, Addington - Survey 3200m

Result	TAB no.	Horse (Barrier)	2200m to	2000m to	1800m to	1600m to	1400m to	1200m to	1000m to	800m to	600m to	400m to	200m to	Total or	Margin
5th	5	<b>Tweedledee (5)</b>	<b>2000m</b>	<b>1800m</b>	<b>1600m</b>	<b>1400m</b>	<b>1200m</b>	<b>1000m</b>	<b>800m</b>	<b>600m</b>	<b>400m</b>	<b>200m</b>	<b>WP</b>	<b>Average</b>	
		Position in running (margin)	3(4.1)	3(4.7)	4(4.2)	5(4.0)	6(3.6)	6(5.6)	7(6.4)	6(6.5)	7(6.8)	5(4.4)	5(5.4)		5.80
		Sectional time (s)	15.79	15.37	15.56	15.51	14.73	15.27	15.38	14.56	14.35	14.12	14.55		
		Cumulative time (s)	165.19	149.40	134.03	118.47	102.96	88.23	72.96	57.58	43.02	28.67	14.55	3:17.77	
		Speed (m/s)	12.67	13.01	12.85	12.89	13.58	13.10	13.00	13.74	13.94	14.16	13.75	13.15	
		Stride length (m)	6.00	6.12	6.08	6.19	6.39	6.26	6.12	6.24	6.15	6.12	6.17	6.13	
		Stride duration (s)	0.474	0.471	0.473	0.480	0.471	0.478	0.471	0.454	0.442	0.432	0.449	0.466	
		Stride efficiency (%)	56.24	58.59	57.82	59.94	63.87	61.24	58.51	60.86	59.18	58.44	59.58	58.65	
		Stride count	33.34	32.66	32.88	32.29	31.28	31.95	32.68	32.05	32.50	32.71	32.39	424.41	

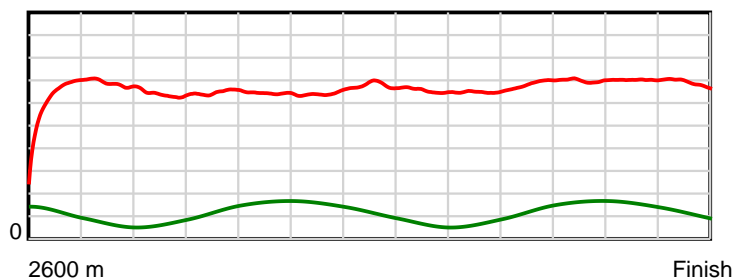
10 m Stride length



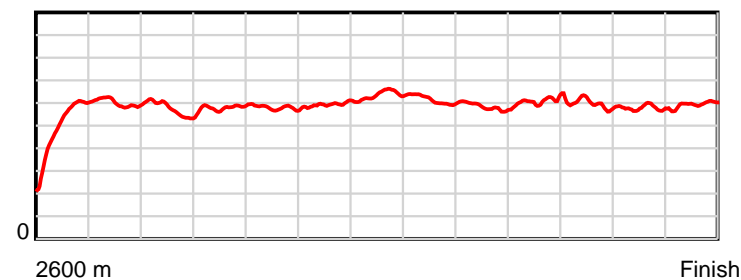
0.6 s Stride duration



20 m/sec Speed



100 % Stride efficiency



Note: Horizontal distance axis grid lines are 200m furlongs.

## Disclaimer.

HRNZ and NZMTC and Thoroughbred Ratings Pty Ltd accepts no responsibility for the completeness or accuracy of any of the information contained herein, and makes no representations about its suitability for any particular purpose. Users should make their own judgements about those matters and/or seek independent advice. You assume all risks associated with use of the data provided on this page.



# Race Results



May 20, 2022, Race 7, MITRE 10 MEGA HANDICAP TROT, Distance 2600m, Addington - Survey 3200m

Result	TAB no.	Horse (Barrier)	2600 to	2400m to
6th	7	Heavyweight He... (1)	2400m	2200m
		Position in running (margin)	-	8(11.5)
		Sectional time (s)	18.99	14.86
		Cumulative time (s)	198.65	179.66
		Speed (m/s)	10.53	13.46
		Stride length (m)	6.45	6.75
		Stride duration (s)	0.480	0.501
		Stride efficiency (%)	65.01	71.12
		Stride count	31.01	29.65

## Disclaimer.

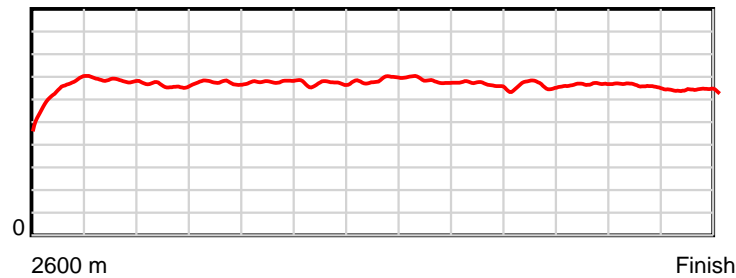
HRNZ and NZMTC and Thoroughbred Ratings Pty Ltd accepts no responsibility for the completeness or accuracy of any of the information contained herein, and makes no representations about its suitability for any particular purpose. Users should make their own judgements about those matters and/or seek independent advice. You assume all risks associated with use of the data provided on this page.

# Race Results

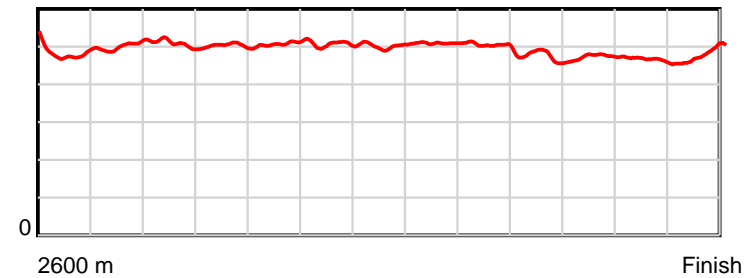
May 20, 2022, Race 7, MITRE 10 MEGA HANDICAP TROT, Distance 2600m, Addington - Survey 3200m

Result	TAB no.	Horse (Barrier)	2200m to	2000m to	1800m to	1600m to	1400m to	1200m to	1000m to	800m to	600m to	400m to	200m to	Total or	Margin
6th	7	Heavyweight He... (1)	2000m	1800m	1600m	1400m	1200m	1000m	800m	600m	400m	200m	WP	Average	
		Position in running (margin)	8(11.1)	8(11.8)	8(8.6)	8(6.7)	7(4.9)	7(6.3)	6(6.1)	7(7.0)	6(6.1)	6(5.8)	6(7.1)		11.00
		Sectional time (s)	15.80	14.92	15.28	15.27	14.64	15.10	15.50	14.36	14.69	14.19	15.05		
		Cumulative time (s)	164.80	149.00	134.08	118.80	103.53	88.89	73.79	58.29	43.93	29.24	15.05	3:18.65	
		Speed (m/s)	12.66	13.40	13.09	13.10	13.66	13.25	12.90	13.93	13.61	14.09	13.29	13.09	
		Stride length (m)	6.43	6.74	6.65	6.63	6.86	6.74	6.47	6.59	6.45	6.55	6.39	6.59	
		Stride duration (s)	0.508	0.503	0.508	0.506	0.502	0.509	0.502	0.473	0.474	0.465	0.481	0.503	
		Stride efficiency (%)	64.54	70.96	69.19	68.65	73.49	71.09	65.44	67.89	65.09	67.04	63.90	67.86	
		Stride count	31.12	29.68	30.06	30.17	29.16	29.65	30.91	30.34	30.99	30.54	31.28	394.56	

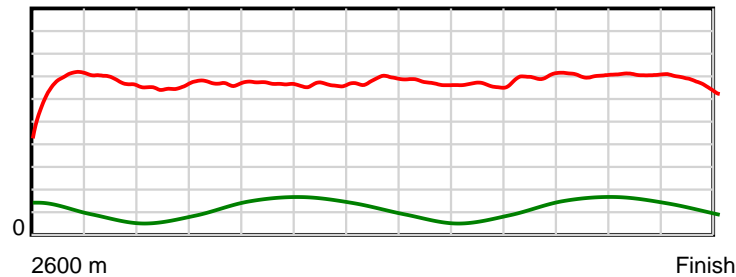
10 m Stride length



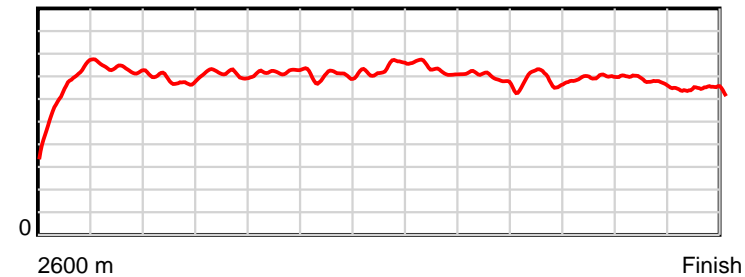
0.6 s Stride duration



20 m/sec Speed



100 % Stride efficiency



Note: Horizontal distance axis grid lines are 200m furlongs.

## Disclaimer.

HRNZ and NZMTC and Thoroughbred Ratings Pty Ltd accepts no responsibility for the completeness or accuracy of any of the information contained herein, and makes no representations about its suitability for any particular purpose. Users should make their own judgements about those matters and/or seek independent advice. You assume all risks associated with use of the data provided on this page.



# Race Results



May 20, 2022, Race 7, MITRE 10 MEGA HANDICAP TROT, Distance 2600m, Addington - Survey 3200m

Result	TAB no.	Horse (Barrier)	2600 to	2400m to
7th	1	<b>Outamyway (2)</b>	<b>2400m</b>	<b>2200m</b>
		Position in running (margin)	-	3(4.1)
		Sectional time (s)	17.81	15.27
		Cumulative time (s)	201.56	183.75
		Speed (m/s)	11.23	13.10
		Stride length (m)	5.55	6.27
		Stride duration (s)	0.474	0.479
		Stride efficiency (%)	48.20	61.47
		Stride count	36.01	31.89

#### Disclaimer.

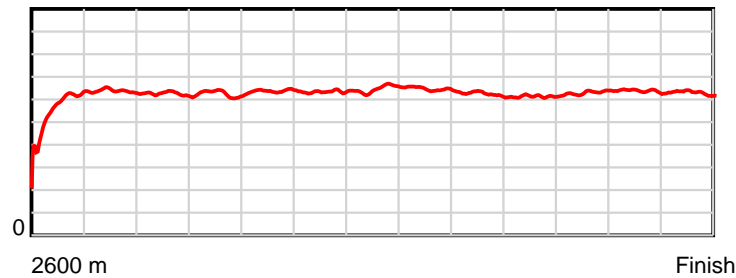
HRNZ and NZMTC and Thoroughbred Ratings Pty Ltd accepts no responsibility for the completeness or accuracy of any of the information contained herein, and makes no representations about its suitability for any particular purpose. Users should make their own judgements about those matters and/or seek independent advice. You assume all risks associated with use of the data provided on this page.

# Race Results

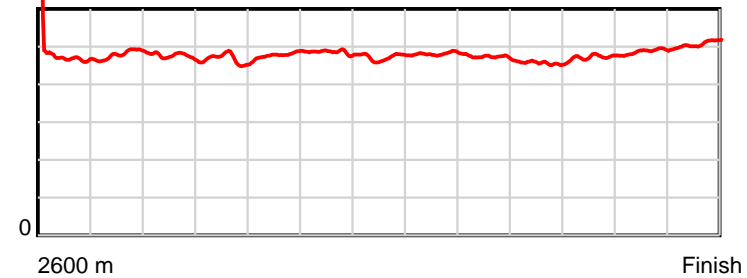
May 20, 2022, Race 7, MITRE 10 MEGA HANDICAP TROT, Distance 2600m, Addington - Survey 3200m

Result	TAB no.	Horse (Barrier)	2200m to	2000m to	1800m to	1600m to	1400m to	1200m to	1000m to	800m to	600m to	400m to	200m to	Total or	Margin
7th	1	<b>Outamyway (2)</b>	<b>2000m</b>	<b>1800m</b>	<b>1600m</b>	<b>1400m</b>	<b>1200m</b>	<b>1000m</b>	<b>800m</b>	<b>600m</b>	<b>400m</b>	<b>200m</b>	<b>WP</b>	<b>Average</b>	
		Position in running (margin)	4(6.1)	4(5.2)	3(2.4)	2(0.6)	3(1.0)	3(2.4)	3(3.0)	3(3.3)	5(5.4)	7(9.2)	7(17.9)		28.10
		Sectional time (s)	15.55	14.98	15.28	15.65	14.63	15.23	15.42	14.86	15.36	15.41	16.11		
		Cumulative time (s)	168.48	152.93	137.95	122.67	107.02	92.39	77.16	61.74	46.88	31.52	16.11	3:21.56	
		Speed (m/s)	12.86	13.35	13.09	12.78	13.67	13.13	12.97	13.46	13.02	12.98	12.41	12.90	
		Stride length (m)	6.11	6.23	6.26	6.20	6.45	6.31	6.12	6.14	6.16	6.35	6.30	6.18	
		Stride duration (s)	0.475	0.466	0.478	0.485	0.472	0.481	0.472	0.456	0.473	0.489	0.508	0.479	
		Stride efficiency (%)	58.35	60.58	61.30	59.98	65.08	62.29	58.52	58.89	59.26	62.94	62.08	59.71	
		Stride count	32.73	32.12	31.93	32.28	30.99	31.68	32.68	32.58	32.48	31.51	31.73	420.61	

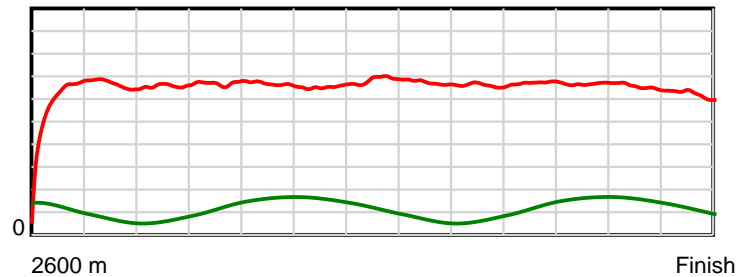
10 m Stride length



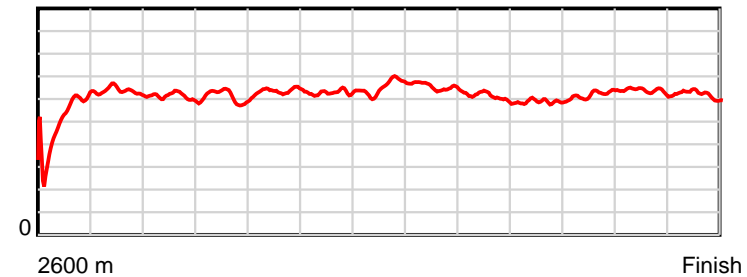
0.5 s Stride duration



20 m/sec Speed



100 % Stride efficiency



Note: Horizontal distance axis grid lines are 200m furlongs.

### Disclaimer.

HRNZ and NZMTC and Thoroughbred Ratings Pty Ltd accepts no responsibility for the completeness or accuracy of any of the information contained herein, and makes no representations about its suitability for any particular purpose. Users should make their own judgements about those matters and/or seek independent advice. You assume all risks associated with use of the data provided on this page.