



Race Results

NZ Metropolitan Trotting Club Inc, HRNZ, May 20, 2022

Compilation date: May 20, 2022, 8:56:31 PM (NZST)

Copyright © 2022 HRNZ and NZMTC. All rights reserved.

Trademarks.

StrideMASTER is a registered trademark of Thoroughbred Ratings Pty Ltd.

Disclaimer.

HRNZ and NZMTC and Thoroughbred Ratings Pty Ltd accepts no responsibility for the completeness or accuracy of any of the information contained herein, and makes no representations about its suitability for any particular purpose. Users should make their own judgements about those matters and/or seek independent advice. You assume all risks associated with use of the data provided on this page.



Race Results



May 20, 2022, Race 8, PAINTLAB HORNBY HANDICAP PACE, Distance 2600m, Addington - Survey 3200m

Result	TAB no.	Horse (Barrier)	2600 to	2400m to
1st	3	Got You Covere... (5)	2400m	2200m
		Position in running (margin)	-	2(0.5)
		Sectional time (s)	16.06	13.99
		Cumulative time (s)	192.39	176.33
		Speed (m/s)	12.46	14.30
		Stride length (m)	5.42	6.16
		Stride duration (s)	0.431	0.431
		Stride efficiency (%)	45.96	59.28
		Stride count	36.88	32.47

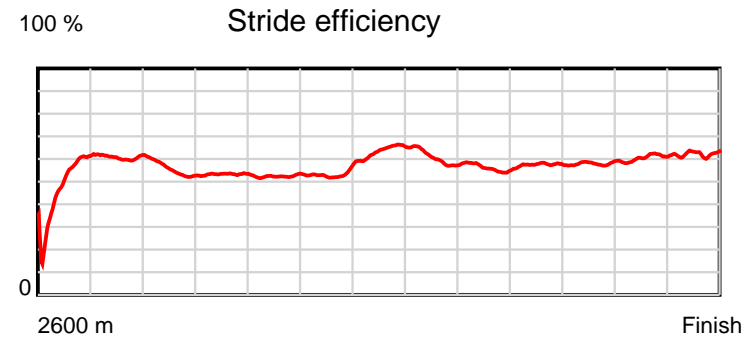
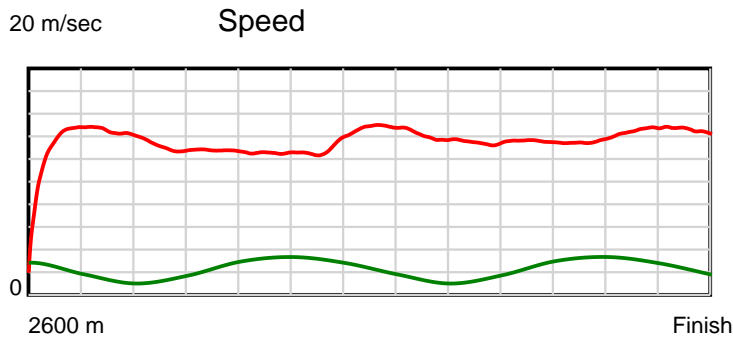
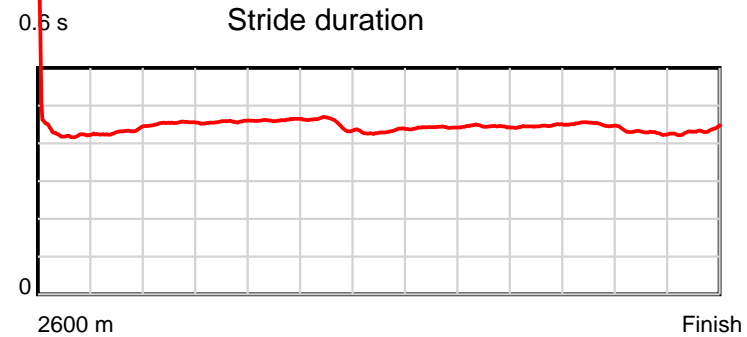
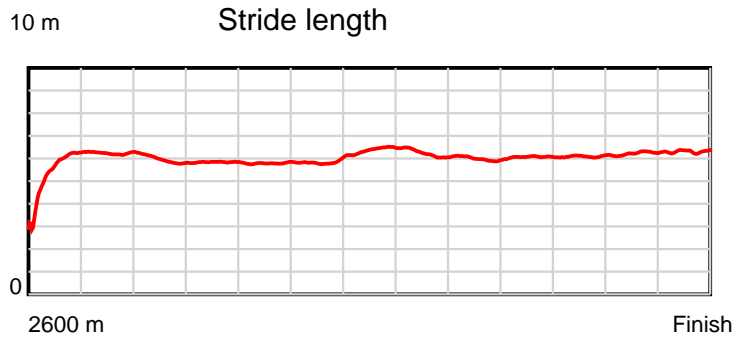
Disclaimer.

HRNZ and NZMTC and Thoroughbred Ratings Pty Ltd accepts no responsibility for the completeness or accuracy of any of the information contained herein, and makes no representations about its suitability for any particular purpose. Users should make their own judgements about those matters and/or seek independent advice. You assume all risks associated with use of the data provided on this page.

Race Results

May 20, 2022, Race 8, PAINTLAB HORNBY HANDICAP PACE, Distance 2600m, Addington - Survey 3200m

Result	TAB no.	Horse (Barrier)	2200m to	2000m to	1800m to	1600m to	1400m to	1200m to	1000m to	800m to	600m to	400m to	200m to	Total or	Margin
1st	3	Got You Covere... (5)	2000m	1800m	1600m	1400m	1200m	1000m	800m	600m	400m	200m	WP	Average	
		Position in running (margin)	1(0.0)	1(0.0)	1(0.0)	1(0.0)	1(0.0)	1(0.0)	1(0.0)	1(0.0)	1(0.0)	1(0.0)	1(0.0)		0.00
		Sectional time (s)	15.37	15.63	16.04	15.43	13.46	14.24	15.00	14.67	14.97	13.69	13.84		
		Cumulative time (s)	162.34	146.97	131.34	115.30	99.87	86.41	72.17	57.17	42.50	27.53	13.84	3:12.39	
		Speed (m/s)	13.01	12.80	12.47	12.96	14.86	14.04	13.33	13.63	13.36	14.61	14.45	13.51	
		Stride length (m)	5.91	5.84	5.76	5.89	6.41	6.21	5.93	6.09	6.02	6.26	6.28	6.00	
		Stride duration (s)	0.454	0.457	0.462	0.454	0.431	0.442	0.445	0.447	0.450	0.429	0.434	0.444	
		Stride efficiency (%)	54.50	53.38	51.85	54.18	64.22	60.28	55.01	57.95	56.57	61.33	61.55	56.31	
		Stride count	33.87	34.22	34.72	33.96	31.20	32.20	33.71	32.84	33.24	31.93	31.87	433.11	



Note: Horizontal distance axis grid lines are 200m furlongs.

Disclaimer.

HRNZ and NZMTC and Thoroughbred Ratings Pty Ltd accepts no responsibility for the completeness or accuracy of any of the information contained herein, and makes no representations about its suitability for any particular purpose. Users should make their own judgements about those matters and/or seek independent advice. You assume all risks associated with use of the data provided on this page.



Race Results



May 20, 2022, Race 8, PAINTLAB HORNBY HANDICAP PACE, Distance 2600m, Addington - Survey 3200m

Result	TAB no.	Horse (Barrier)	2600 to	2400m to
2nd	7	Henry Hubert (2)	2400m	2200m
		Position in running (margin)	-	4(6.7)
		Sectional time (s)	17.14	14.36
		Cumulative time (s)	192.59	175.45
		Speed (m/s)	11.67	13.93
		Stride length (m)	7.04	6.38
		Stride duration (s)	0.517	0.458
		Stride efficiency (%)	77.38	63.61
		Stride count	28.42	31.35

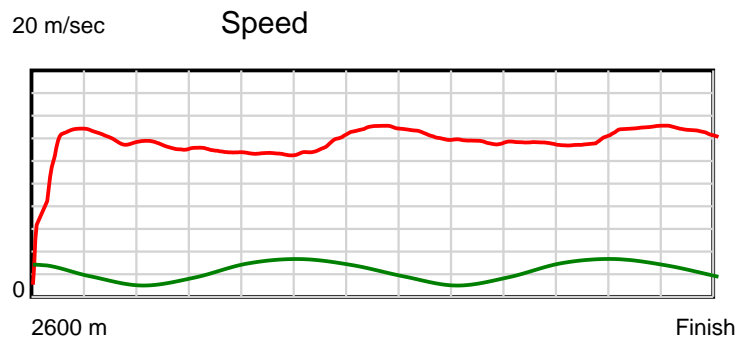
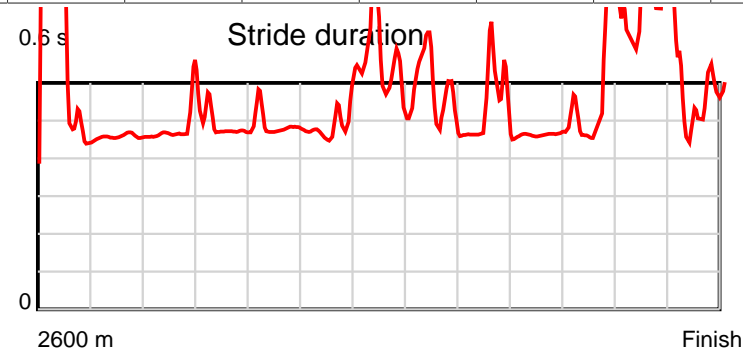
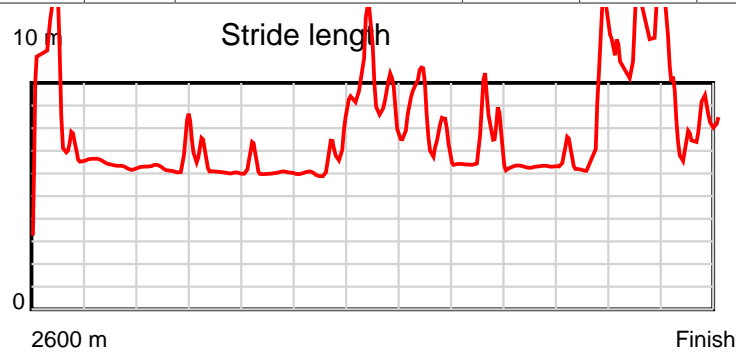
Disclaimer.

HRNZ and NZMTC and Thoroughbred Ratings Pty Ltd accepts no responsibility for the completeness or accuracy of any of the information contained herein, and makes no representations about its suitability for any particular purpose. Users should make their own judgements about those matters and/or seek independent advice. You assume all risks associated with use of the data provided on this page.

Race Results

May 20, 2022, Race 8, PAINTLAB HORNBY HANDICAP PACE, Distance 2600m, Addington - Survey 3200m

Result	TAB no.	Horse (Barrier)	2200m to	2000m to	1800m to	1600m to	1400m to	1200m to	1000m to	800m to	600m to	400m to	200m to	Total or	Margin
2nd	7	Henry Hubert (2)	2000m	1800m	1600m	1400m	1200m	1000m	800m	600m	400m	200m	WP	Average	
		Position in running (margin)	4(8.4)	4(7.4)	4(6.8)	4(6.6)	4(4.1)	4(3.5)	4(3.2)	4(2.3)	4(2.2)	2(1.3)	2(1.5)		1.20
		Sectional time (s)	15.19	15.53	16.00	15.02	13.36	14.19	14.84	14.66	14.81	13.72	13.77		
		Cumulative time (s)	161.09	145.90	130.37	114.37	99.35	85.99	71.80	56.96	42.30	27.49	13.77	3:12.59	
		Speed (m/s)	13.17	12.88	12.50	13.32	14.97	14.09	13.48	13.64	13.50	14.58	14.52	13.50	
		Stride length (m)	6.37	6.15	6.04	6.40	8.40	7.18	6.71	6.33	6.43	7.83	7.32	6.75	
		Stride duration (s)	0.484	0.477	0.484	0.481	0.561	0.510	0.498	0.464	0.476	0.537	0.504	0.500	
		Stride efficiency (%)	63.31	59.05	57.08	64.07	110.26	80.64	70.40	62.59	64.60	95.90	83.79	71.25	
		Stride count	31.42	32.53	33.09	31.24	23.81	27.84	29.80	31.60	31.11	25.53	27.31	385.05	



Note: Horizontal distance axis grid lines are 200m furlongs.

Disclaimer.

HRNZ and NZMTC and Thoroughbred Ratings Pty Ltd accepts no responsibility for the completeness or accuracy of any of the information contained herein, and makes no representations about its suitability for any particular purpose. Users should make their own judgements about those matters and/or seek independent advice. You assume all risks associated with use of the data provided on this page.



Race Results



May 20, 2022, Race 8, PAINTLAB HORNBY HANDICAP PACE, Distance 2600m, Addington - Survey 3200m

Result	TAB no.	Horse (Barrier)	2600 to	2400m to
3rd	2	Chal Patch (4)	2400m	2200m
		Position in running (margin)	-	5(9.3)
		Sectional time (s)	17.51	14.30
		Cumulative time (s)	192.70	175.19
		Speed (m/s)	11.43	13.99
		Stride length (m)	5.18	6.37
		Stride duration (s)	0.436	0.455
		Stride efficiency (%)	41.91	63.36
		Stride count	38.62	31.41

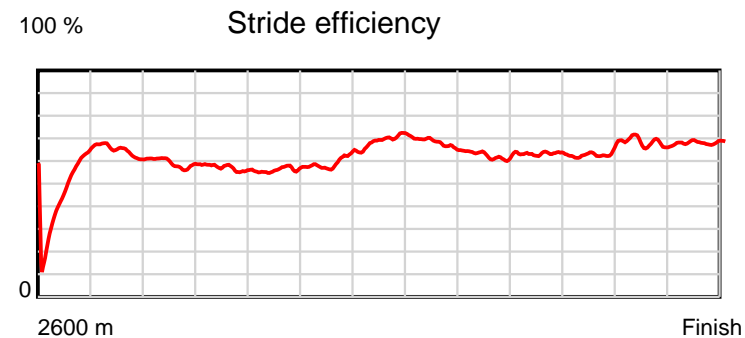
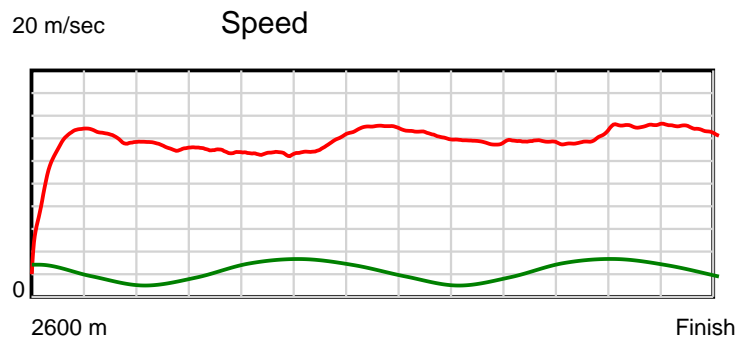
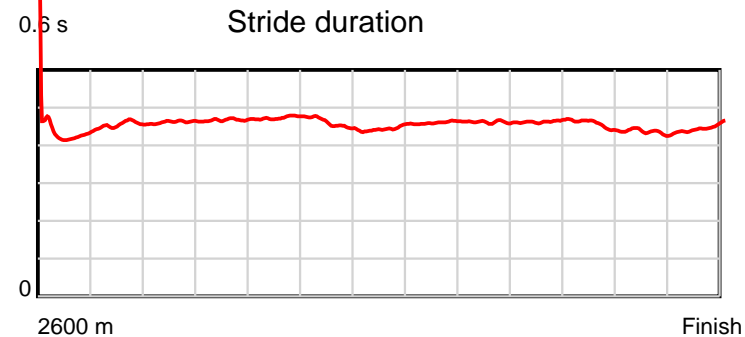
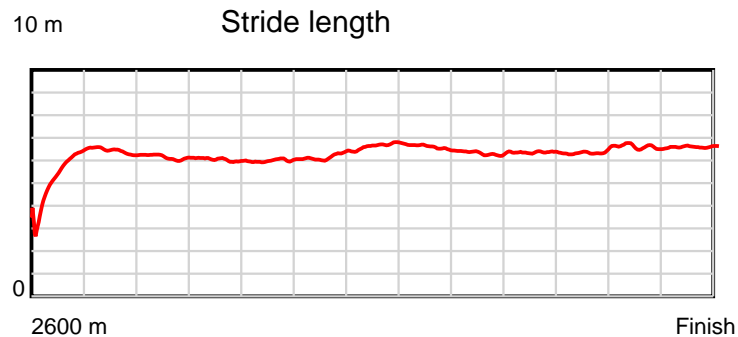
Disclaimer.

HRNZ and NZMTC and Thoroughbred Ratings Pty Ltd accepts no responsibility for the completeness or accuracy of any of the information contained herein, and makes no representations about its suitability for any particular purpose. Users should make their own judgements about those matters and/or seek independent advice. You assume all risks associated with use of the data provided on this page.

Race Results

May 20, 2022, Race 8, PAINTLAB HORNBY HANDICAP PACE, Distance 2600m, Addington - Survey 3200m

Result	TAB no.	Horse (Barrier)	2200m to	2000m to	1800m to	1600m to	1400m to	1200m to	1000m to	800m to	600m to	400m to	200m to	Total or	Margin
3rd	2	Chal Patch (4)	2000m	1800m	1600m	1400m	1200m	1000m	800m	600m	400m	200m	WP	Average	
		Position in running (margin)	5(10.6)	5(9.4)	5(9.2)	5(8.5)	5(5.3)	5(4.6)	6(4.7)	6(4.9)	6(4.8)	6(3.8)	4(3.1)		1.80
		Sectional time (s)	15.16	15.60	15.93	14.89	13.34	14.26	15.02	14.66	14.80	13.57	13.66		
		Cumulative time (s)	160.89	145.73	130.13	114.20	99.31	85.97	71.71	56.69	42.03	27.23	13.66	3:12.70	
		Speed (m/s)	13.19	12.82	12.55	13.43	14.99	14.03	13.32	13.64	13.51	14.74	14.64	13.49	
		Stride length (m)	6.09	5.99	5.94	6.16	6.66	6.46	6.15	6.32	6.13	6.42	6.56	6.16	
		Stride duration (s)	0.462	0.467	0.473	0.459	0.444	0.460	0.462	0.463	0.454	0.436	0.448	0.457	
		Stride efficiency (%)	58.00	56.12	55.17	59.35	69.31	65.12	59.08	62.34	58.72	64.46	67.34	59.38	
		Stride count	32.83	33.37	33.66	32.45	30.03	30.98	32.53	31.67	32.63	31.14	30.47	421.79	



Note: Horizontal distance axis grid lines are 200m furlongs.

Disclaimer.

HRNZ and NZMTC and Thoroughbred Ratings Pty Ltd accepts no responsibility for the completeness or accuracy of any of the information contained herein, and makes no representations about its suitability for any particular purpose. Users should make their own judgements about those matters and/or seek independent advice. You assume all risks associated with use of the data provided on this page.



Race Results



May 20, 2022, Race 8, PAINTLAB HORNBY HANDICAP PACE, Distance 2600m, Addington - Survey 3200m

Result	TAB no.	Horse (Barrier)	2600 to	2400m to
4th	5	Warloch (1)	2400m	2200m
		Position in running (margin)	-	6(11.4)
		Sectional time (s)	18.04	14.23
		Cumulative time (s)	192.86	174.82
		Speed (m/s)	11.09	14.05
		Stride length (m)	5.15	6.23
		Stride duration (s)	0.412	0.443
		Stride efficiency (%)	41.37	60.66
		Stride count	38.87	32.10

Disclaimer.

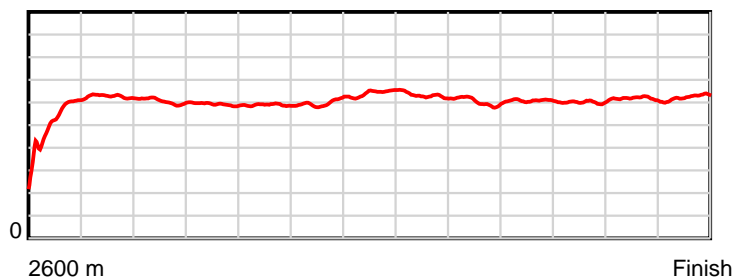
HRNZ and NZMTC and Thoroughbred Ratings Pty Ltd accepts no responsibility for the completeness or accuracy of any of the information contained herein, and makes no representations about its suitability for any particular purpose. Users should make their own judgements about those matters and/or seek independent advice. You assume all risks associated with use of the data provided on this page.

Race Results

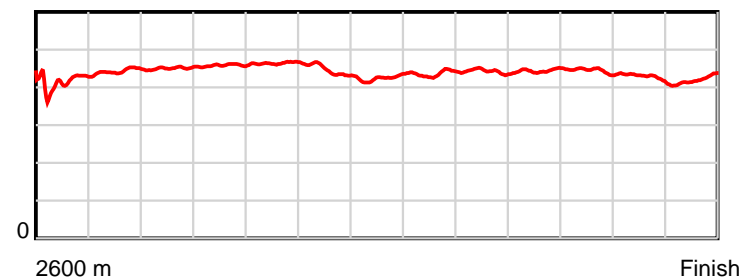
May 20, 2022, Race 8, PAINTLAB HORNBY HANDICAP PACE, Distance 2600m, Addington - Survey 3200m

Result	TAB no.	Horse (Barrier)	2200m to	2000m to	1800m to	1600m to	1400m to	1200m to	1000m to	800m to	600m to	400m to	200m to	Total or	Margin
4th	5	Warloch (1)	2000m	1800m	1600m	1400m	1200m	1000m	800m	600m	400m	200m	WP	Average	
		Position in running (margin)	6(12.3)	6(11.2)	6(10.6)	6(10.5)	6(7.7)	6(6.7)	5(4.6)	5(3.6)	5(3.7)	5(3.4)	5(4.5)		2.80
		Sectional time (s)	15.18	15.53	16.02	14.96	13.29	13.89	14.83	14.68	14.93	13.87	13.41		
		Cumulative time (s)	160.59	145.41	129.88	113.86	98.90	85.61	71.72	56.89	42.21	27.28	13.41	3:12.86	
		Speed (m/s)	13.18	12.88	12.48	13.37	15.05	14.40	13.49	13.62	13.40	14.42	14.91	13.48	
		Stride length (m)	5.94	5.90	5.80	5.96	6.39	6.28	5.96	6.05	5.94	6.16	6.29	5.99	
		Stride duration (s)	0.450	0.458	0.464	0.446	0.425	0.437	0.442	0.444	0.444	0.427	0.421	0.444	
		Stride efficiency (%)	55.07	54.34	52.48	55.45	63.83	61.70	55.54	57.29	55.23	59.39	61.76	56.02	
		Stride count	33.69	33.91	34.51	33.57	31.29	31.83	33.55	33.03	33.64	32.44	31.81	434.24	

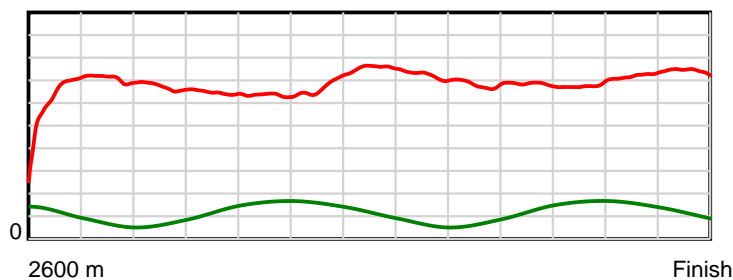
10 m Stride length



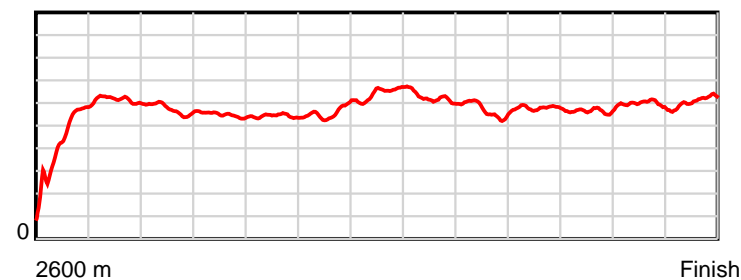
0.6 s Stride duration



20 m/sec Speed



100 % Stride efficiency



Note: Horizontal distance axis grid lines are 200m furlongs.

Disclaimer.

HRNZ and NZMTC and Thoroughbred Ratings Pty Ltd accepts no responsibility for the completeness or accuracy of any of the information contained herein, and makes no representations about its suitability for any particular purpose. Users should make their own judgements about those matters and/or seek independent advice. You assume all risks associated with use of the data provided on this page.



Race Results



May 20, 2022, Race 8, PAINTLAB HORNBY HANDICAP PACE, Distance 2600m, Addington - Survey 3200m

Result	TAB no.	Horse (Barrier)	2600 to	2400m to
5th	4	Jimmy Arma (6)	2400m	2200m
		Position in running (margin)	-	1(0.0)
		Sectional time (s)	16.06	14.56
		Cumulative time (s)	193.54	177.48
		Speed (m/s)	12.46	13.74
		Stride length (m)	5.90	6.73
		Stride duration (s)	0.471	0.490
		Stride efficiency (%)	54.41	70.82
		Stride count	33.89	29.71

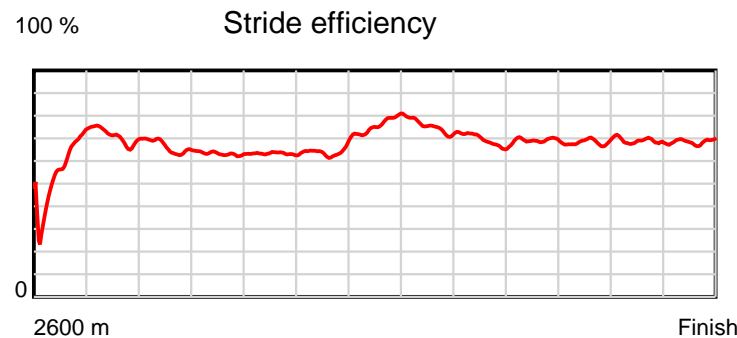
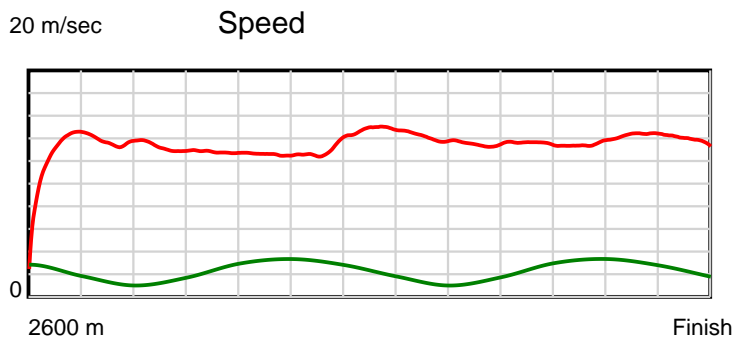
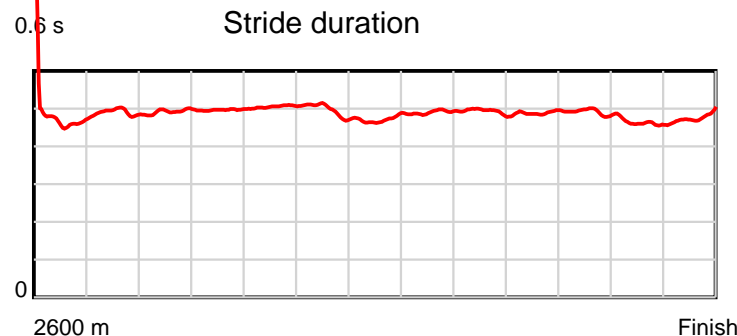
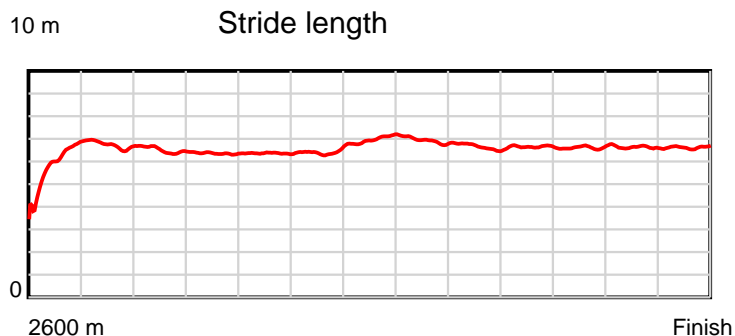
Disclaimer.

HRNZ and NZMTC and Thoroughbred Ratings Pty Ltd accepts no responsibility for the completeness or accuracy of any of the information contained herein, and makes no representations about its suitability for any particular purpose. Users should make their own judgements about those matters and/or seek independent advice. You assume all risks associated with use of the data provided on this page.

Race Results

May 20, 2022, Race 8, PAINTLAB HORNBY HANDICAP PACE, Distance 2600m, Addington - Survey 3200m

Result	TAB no.	Horse (Barrier)	2200m to	2000m to	1800m to	1600m to	1400m to	1200m to	1000m to	800m to	600m to	400m to	200m to	Total or	Margin
5th	4	Jimmy Arma (6)	2000m	1800m	1600m	1400m	1200m	1000m	800m	600m	400m	200m	WP	Average	
		Position in running (margin)	2(2.9)	2(2.3)	2(2.3)	2(2.0)	2(1.7)	3(2.3)	3(1.9)	3(1.8)	3(1.8)	3(1.7)	3(2.9)		6.80
		Sectional time (s)	15.27	15.61	15.99	15.39	13.56	14.16	14.99	14.66	14.96	13.89	14.44		
		Cumulative time (s)	162.92	147.65	132.04	116.05	100.66	87.10	72.94	57.95	43.29	28.33	14.44	3:13.54	
		Speed (m/s)	13.10	12.81	12.51	13.00	14.75	14.12	13.34	13.64	13.37	14.40	13.85	13.43	
		Stride length (m)	6.45	6.36	6.32	6.45	6.96	6.93	6.57	6.67	6.56	6.64	6.63	6.54	
		Stride duration (s)	0.492	0.496	0.505	0.496	0.472	0.491	0.492	0.489	0.491	0.462	0.478	0.487	
		Stride efficiency (%)	64.93	63.19	62.39	65.01	75.76	74.98	67.38	69.60	67.33	69.00	68.61	66.85	
		Stride count	31.03	31.45	31.65	31.01	28.72	28.87	30.46	29.97	30.47	30.10	30.18	397.51	



Note: Horizontal distance axis grid lines are 200m furlongs.

Disclaimer.

HRNZ and NZMTC and Thoroughbred Ratings Pty Ltd accepts no responsibility for the completeness or accuracy of any of the information contained herein, and makes no representations about its suitability for any particular purpose. Users should make their own judgements about those matters and/or seek independent advice. You assume all risks associated with use of the data provided on this page.



Race Results



May 20, 2022, Race 8, PAINTLAB HORNBY HANDICAP PACE, Distance 2600m, Addington - Survey 3200m

Result	TAB no.	Horse (Barrier)	2600 to	2400m to
6th	1	Idealism (3)	2400m	2200m
		Position in running (margin)	-	3(1.7)
		Sectional time (s)	16.15	14.66
		Cumulative time (s)	195.25	179.10
		Speed (m/s)	12.39	13.64
		Stride length (m)	5.45	6.31
		Stride duration (s)	0.437	0.463
		Stride efficiency (%)	46.49	62.28
		Stride count	36.67	31.68

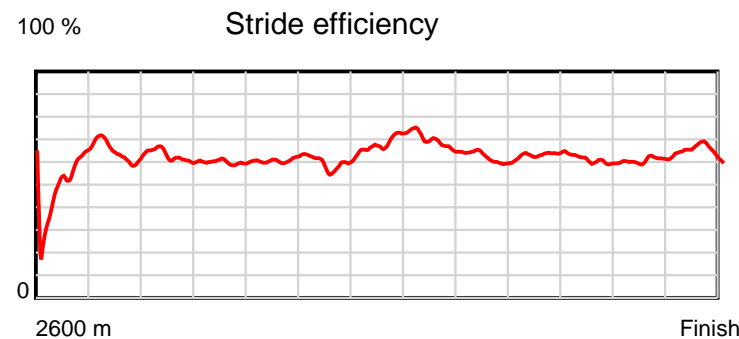
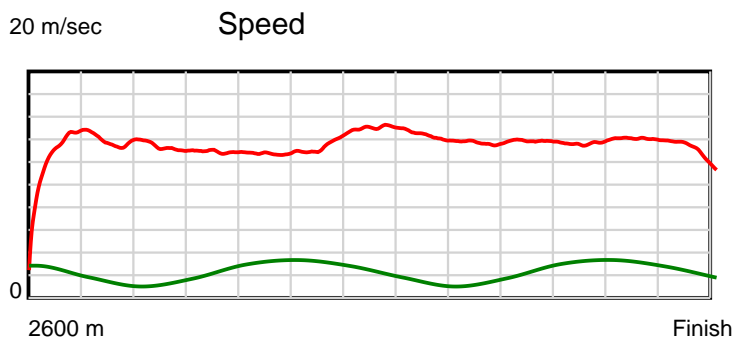
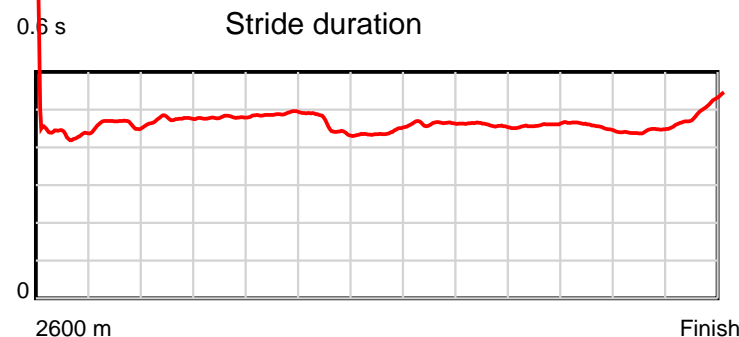
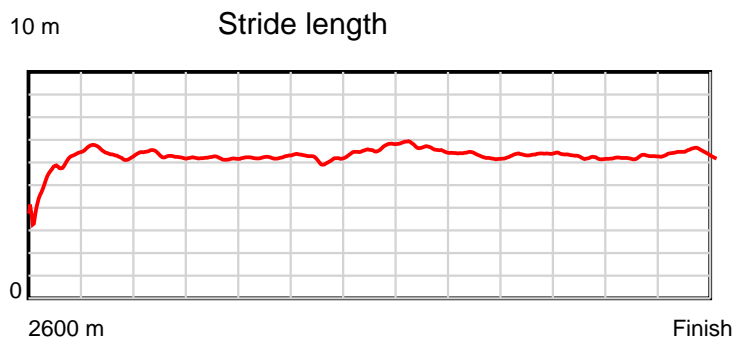
Disclaimer.

HRNZ and NZMTC and Thoroughbred Ratings Pty Ltd accepts no responsibility for the completeness or accuracy of any of the information contained herein, and makes no representations about its suitability for any particular purpose. Users should make their own judgements about those matters and/or seek independent advice. You assume all risks associated with use of the data provided on this page.

Race Results

May 20, 2022, Race 8, PAINTLAB HORNBY HANDICAP PACE, Distance 2600m, Addington - Survey 3200m

Result	TAB no.	Horse (Barrier)	2200m to	2000m to	1800m to	1600m to	1400m to	1200m to	1000m to	800m to	600m to	400m to	200m to	Total or	Margin
6th	1	Idealism (3)	2000m	1800m	1600m	1400m	1200m	1000m	800m	600m	400m	200m	WP	Average	
		Position in running (margin)	3(5.2)	3(5.6)	3(4.9)	3(4.9)	3(1.7)	2(0.5)	2(1.1)	2(0.8)	2(0.8)	4(1.8)	6(5.8)		16.80
		Sectional time (s)	15.43	15.51	16.04	14.90	13.26	14.33	14.94	14.66	15.14	14.36	15.87		
		Cumulative time (s)	164.44	149.01	133.50	117.46	102.56	89.30	74.97	60.03	45.37	30.23	15.87	3:15.25	
		Speed (m/s)	12.96	12.89	12.47	13.42	15.08	13.96	13.39	13.64	13.21	13.93	12.60	13.32	
		Stride length (m)	6.16	6.18	6.10	6.15	6.65	6.47	6.13	6.27	6.00	6.20	6.36	6.17	
		Stride duration (s)	0.475	0.479	0.489	0.458	0.441	0.464	0.458	0.459	0.454	0.445	0.505	0.464	
		Stride efficiency (%)	59.25	59.65	58.06	59.02	69.08	65.48	58.78	61.37	56.26	60.07	63.19	59.57	
		Stride count	32.48	32.37	32.81	32.54	30.08	30.90	32.61	31.91	33.33	32.26	31.45	421.09	



Note: Horizontal distance axis grid lines are 200m furlongs.

Disclaimer.

HRNZ and NZMTC and Thoroughbred Ratings Pty Ltd accepts no responsibility for the completeness or accuracy of any of the information contained herein, and makes no representations about its suitability for any particular purpose. Users should make their own judgements about those matters and/or seek independent advice. You assume all risks associated with use of the data provided on this page.