



Race Results

NZ Metropolitan Trotting Club Inc, HRNZ, June 02, 2022

Compilation date: June 2, 2022, 8:30:45 PM (NZST)

Copyright © 2022 HRNZ and NZMTC. All rights reserved.

Trademarks.

StrideMASTER is a registered trademark of Thoroughbred Ratings Pty Ltd.

Disclaimer.

HRNZ and NZMTC and Thoroughbred Ratings Pty Ltd accepts no responsibility for the completeness or accuracy of any of the information contained herein, and makes no representations about its suitability for any particular purpose. Users should make their own judgements about those matters and/or seek independent advice. You assume all risks associated with use of the data provided on this page.



Race Results



June 02, 2022, Race 9, SPECTATORS BAR HANDICAP TROT, Distance 2600m, Addington - Survey 3200m

Result	TAB no.	Horse (Barrier)	2600 to	2400m to
1st	7	Kahress (8)	2400m	2200m
		Position in running (margin)	-	7(8.4)
		Sectional time (s)	18.14	15.14
		Cumulative time (s)	198.01	179.87
		Speed (m/s)	11.03	13.21
		Stride length (m)	5.58	6.55
		Stride duration (s)	0.470	0.496
		Stride efficiency (%)	48.58	67.10
		Stride count	35.87	30.52

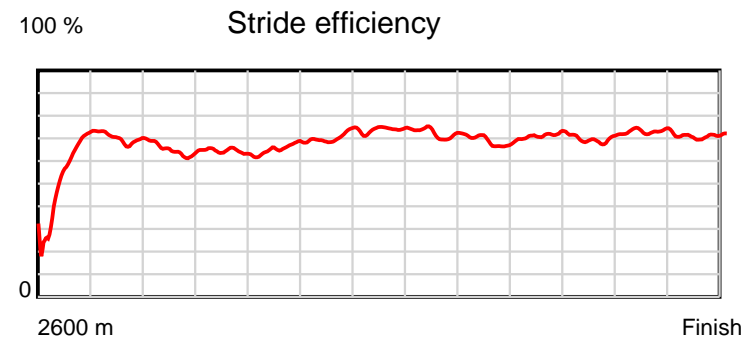
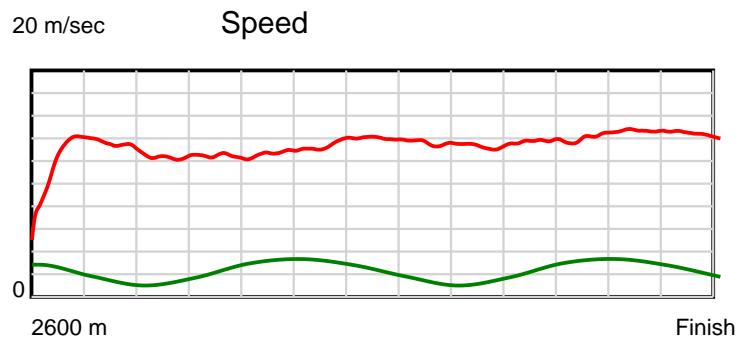
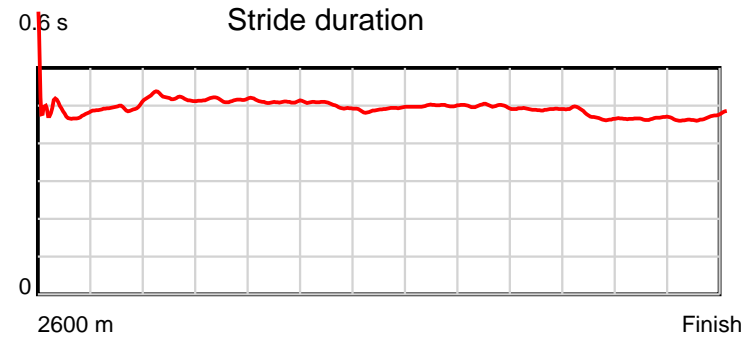
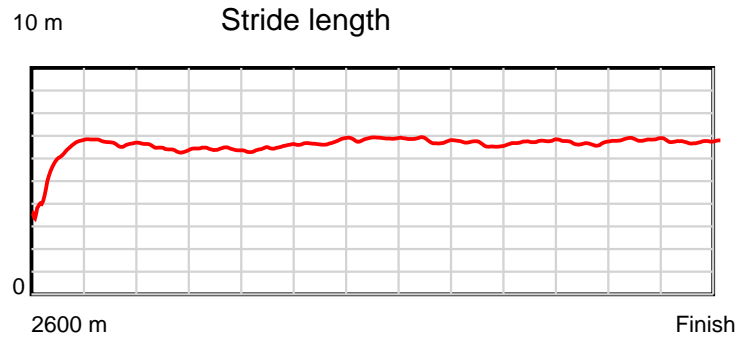
Disclaimer.

HRNZ and NZMTC and Thoroughbred Ratings Pty Ltd accepts no responsibility for the completeness or accuracy of any of the information contained herein, and makes no representations about its suitability for any particular purpose. Users should make their own judgements about those matters and/or seek independent advice. You assume all risks associated with use of the data provided on this page.

Race Results

June 02, 2022, Race 9, SPECTATORS BAR HANDICAP TROT, Distance 2600m, Addington - Survey 3200m

Result	TAB no.	Horse (Barrier)	2200m to	2000m to	1800m to	1600m to	1400m to	1200m to	1000m to	800m to	600m to	400m to	200m to	Total or	Margin
1st	7	Kahress (8)	2000m	1800m	1600m	1400m	1200m	1000m	800m	600m	400m	200m	WP	Average	
		Position in running (margin)	6(10.4)	6(12.0)	6(11.2)	7(8.6)	6(6.9)	6(5.1)	6(5.2)	6(5.0)	5(4.5)	3(2.5)	2(1.2)		0.00
		Sectional time (s)	16.31	15.98	16.00	15.04	14.29	14.93	15.17	14.64	14.50	14.03	13.84		
		Cumulative time (s)	164.73	148.42	132.44	116.44	101.40	87.11	72.18	57.01	42.37	27.87	13.84	3:18.01	
		Speed (m/s)	12.26	12.52	12.50	13.30	14.00	13.40	13.18	13.66	13.79	14.26	14.45	13.13	
		Stride length (m)	6.39	6.46	6.37	6.66	6.87	6.70	6.57	6.70	6.52	6.64	6.78	6.51	
		Stride duration (s)	0.521	0.516	0.510	0.501	0.491	0.500	0.498	0.490	0.473	0.466	0.470	0.495	
		Stride efficiency (%)	63.84	65.15	63.45	69.35	73.71	70.10	67.37	70.14	66.46	68.82	71.91	66.14	
		Stride count	31.29	30.97	31.39	30.02	29.12	29.86	30.46	29.85	30.67	30.14	29.48	399.64	



Note: Horizontal distance axis grid lines are 200m furlongs.

Disclaimer.

HRNZ and NZMTC and Thoroughbred Ratings Pty Ltd accepts no responsibility for the completeness or accuracy of any of the information contained herein, and makes no representations about its suitability for any particular purpose. Users should make their own judgements about those matters and/or seek independent advice. You assume all risks associated with use of the data provided on this page.



Race Results



June 02, 2022, Race 9, SPECTATORS BAR HANDICAP TROT, Distance 2600m, Addington - Survey 3200m

Result	TAB no.	Horse (Barrier)	2600 to	2400m to
2nd	6	Repeat Pat (7)	2400m	2200m
		Position in running (margin)	-	3(1.8)
		Sectional time (s)	16.87	14.51
		Cumulative time (s)	198.15	181.28
		Speed (m/s)	11.86	13.78
		Stride length (m)	6.05	6.62
		Stride duration (s)	0.475	0.480
		Stride efficiency (%)	57.18	68.45
		Stride count	33.06	30.22

Disclaimer.

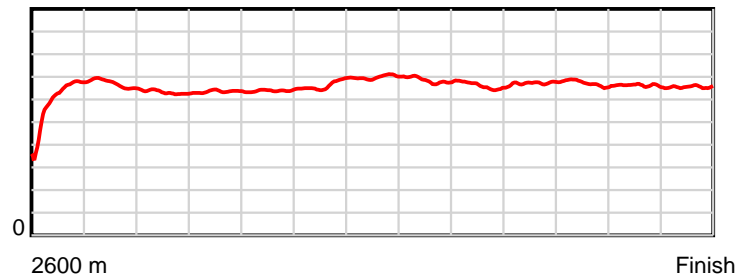
HRNZ and NZMTC and Thoroughbred Ratings Pty Ltd accepts no responsibility for the completeness or accuracy of any of the information contained herein, and makes no representations about its suitability for any particular purpose. Users should make their own judgements about those matters and/or seek independent advice. You assume all risks associated with use of the data provided on this page.

Race Results

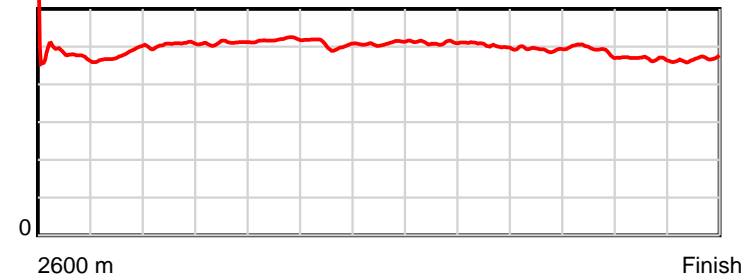
June 02, 2022, Race 9, SPECTATORS BAR HANDICAP TROT, Distance 2600m, Addington - Survey 3200m

Result	TAB no.	Horse (Barrier)	2200m to	2000m to	1800m to	1600m to	1400m to	1200m to	1000m to	800m to	600m to	400m to	200m to	Total or	Margin
2nd	6	Repeat Pat (7)	2000m	1800m	1600m	1400m	1200m	1000m	800m	600m	400m	200m	WP	Average	
		Position in running (margin)	1(0.0)	1(0.0)	1(0.0)	1(0.0)	1(0.0)	1(0.0)	1(0.0)	1(0.0)	1(0.0)	1(0.0)	1(0.0)		0.80
		Sectional time (s)	16.05	16.11	16.44	15.31	14.59	14.91	15.20	14.72	14.84	14.24	14.36		
		Cumulative time (s)	166.77	150.72	134.61	118.17	102.86	88.27	73.36	58.16	43.44	28.60	14.36	3:18.15	
		Speed (m/s)	12.46	12.41	12.17	13.06	13.71	13.41	13.16	13.59	13.48	14.04	13.93	13.12	
		Stride length (m)	6.30	6.33	6.30	6.61	6.98	6.84	6.61	6.69	6.62	6.57	6.53	6.53	
		Stride duration (s)	0.505	0.510	0.518	0.506	0.509	0.510	0.503	0.493	0.491	0.468	0.469	0.498	
		Stride efficiency (%)	62.02	62.59	62.12	68.36	76.08	73.07	68.35	69.98	68.54	67.51	66.62	66.72	
		Stride count	31.75	31.60	31.72	30.24	28.66	29.25	30.24	29.89	30.20	30.43	30.63	397.89	

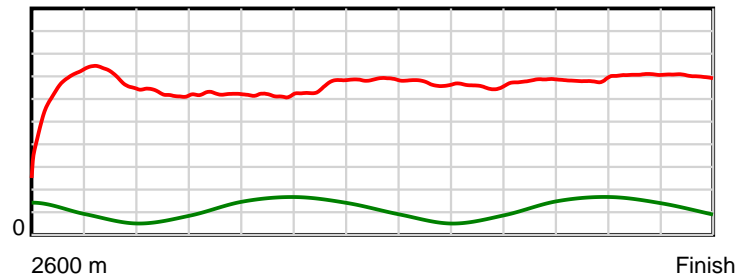
10 m Stride length



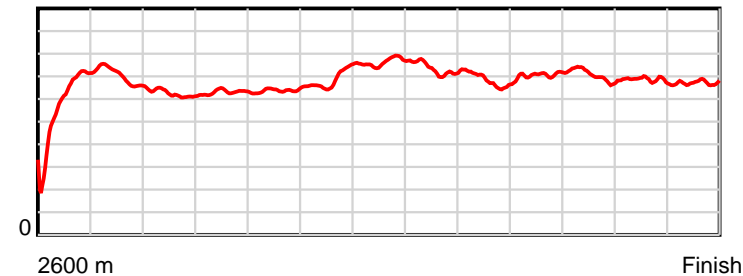
0.6 s Stride duration



20 m/sec Speed



100 % Stride efficiency



Note: Horizontal distance axis grid lines are 200m furlongs.

Disclaimer.

HRNZ and NZMTC and Thoroughbred Ratings Pty Ltd accepts no responsibility for the completeness or accuracy of any of the information contained herein, and makes no representations about its suitability for any particular purpose. Users should make their own judgements about those matters and/or seek independent advice. You assume all risks associated with use of the data provided on this page.



Race Results



June 02, 2022, Race 9, SPECTATORS BAR HANDICAP TROT, Distance 2600m, Addington - Survey 3200m

Result	TAB no.	Horse (Barrier)	2600 to	2400m to
3rd	12	Miss Crazyed (1)	2400m	2200m
		Position in running (margin)	-	8(8.6)
		Sectional time (s)	17.95	16.41
		Cumulative time (s)	198.91	180.96
		Speed (m/s)	11.14	12.19
		Stride length (m)	6.41	5.69
		Stride duration (s)	0.478	0.467
		Stride efficiency (%)	64.19	50.59
		Stride count	31.21	35.15

Disclaimer.

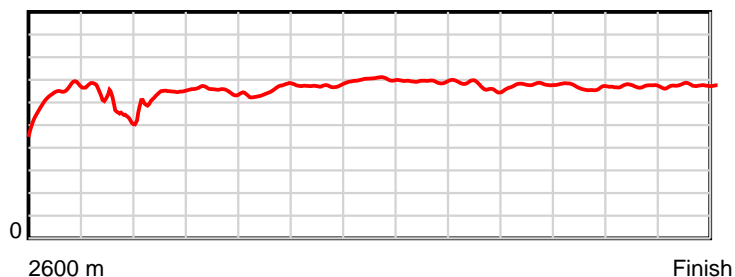
HRNZ and NZMTC and Thoroughbred Ratings Pty Ltd accepts no responsibility for the completeness or accuracy of any of the information contained herein, and makes no representations about its suitability for any particular purpose. Users should make their own judgements about those matters and/or seek independent advice. You assume all risks associated with use of the data provided on this page.

Race Results

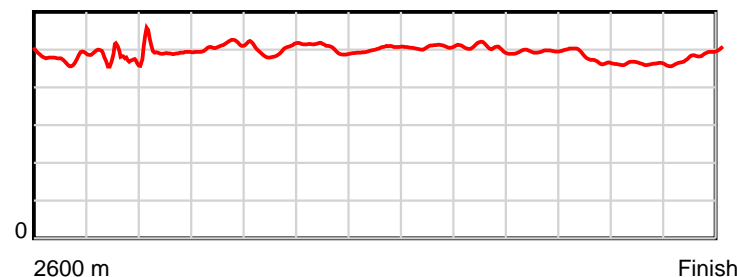
June 02, 2022, Race 9, SPECTATORS BAR HANDICAP TROT, Distance 2600m, Addington - Survey 3200m

Result	TAB no.	Horse (Barrier)	2200m to	2000m to	1800m to	1600m to	1400m to	1200m to	1000m to	800m to	600m to	400m to	200m to	Total or	Margin
3rd	12	Miss Crazed (1)	2000m	1800m	1600m	1400m	1200m	1000m	800m	600m	400m	200m	WP	Average	
		Position in running (margin)	9(18.3)	8(18.1)	8(15.4)	8(10.1)	8(8.8)	8(7.1)	8(6.6)	8(7.2)	7(6.6)	6(5.0)	4(3.5)		5.30
		Sectional time (s)	16.02	15.66	15.56	15.09	14.32	14.82	15.31	14.61	14.57	14.00	14.59		
		Cumulative time (s)	164.55	148.53	132.87	117.31	102.22	87.90	73.08	57.77	43.16	28.59	14.59	3:18.91	
		Speed (m/s)	12.48	12.77	12.85	13.25	13.97	13.50	13.06	13.69	13.73	14.29	13.71	13.07	
		Stride length (m)	6.23	6.53	6.42	6.67	7.02	6.85	6.58	6.79	6.54	6.60	6.68	6.52	
		Stride duration (s)	0.499	0.511	0.499	0.503	0.503	0.508	0.504	0.496	0.476	0.462	0.487	0.499	
		Stride efficiency (%)	60.58	66.57	64.37	69.53	77.08	73.31	67.63	72.09	66.82	68.04	69.69	66.48	
		Stride count	32.12	30.64	31.16	29.98	28.48	29.20	30.40	29.44	30.59	30.31	29.95	398.63	

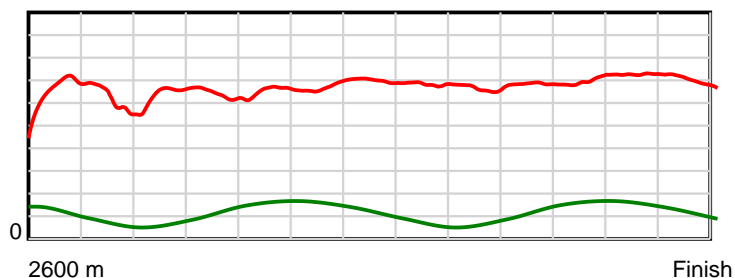
10 m Stride length



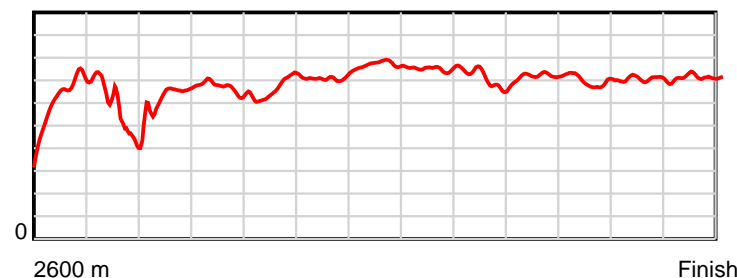
0.6 s Stride duration



20 m/sec Speed



100 % Stride efficiency



Note: Horizontal distance axis grid lines are 200m furlongs.

Disclaimer.

HRNZ and NZMTC and Thoroughbred Ratings Pty Ltd accepts no responsibility for the completeness or accuracy of any of the information contained herein, and makes no representations about its suitability for any particular purpose. Users should make their own judgements about those matters and/or seek independent advice. You assume all risks associated with use of the data provided on this page.



Race Results



June 02, 2022, Race 9, SPECTATORS BAR HANDICAP TROT, Distance 2600m, Addington - Survey 3200m

Result	TAB no.	Horse (Barrier)	2600 to	2400m to
4th	11	Tweedledee (3)	2400m	2200m
		Position in running (margin)	-	9(10.5)
		Sectional time (s)	18.25	15.51
		Cumulative time (s)	199.12	180.87
		Speed (m/s)	10.96	12.89
		Stride length (m)	6.14	6.06
		Stride duration (s)	0.456	0.470
		Stride efficiency (%)	58.85	57.32
		Stride count	32.59	33.02

Disclaimer.

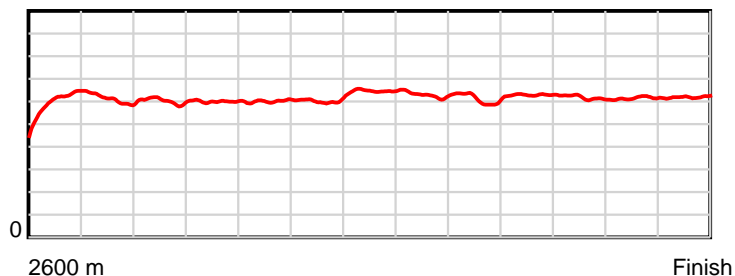
HRNZ and NZMTC and Thoroughbred Ratings Pty Ltd accepts no responsibility for the completeness or accuracy of any of the information contained herein, and makes no representations about its suitability for any particular purpose. Users should make their own judgements about those matters and/or seek independent advice. You assume all risks associated with use of the data provided on this page.

Race Results

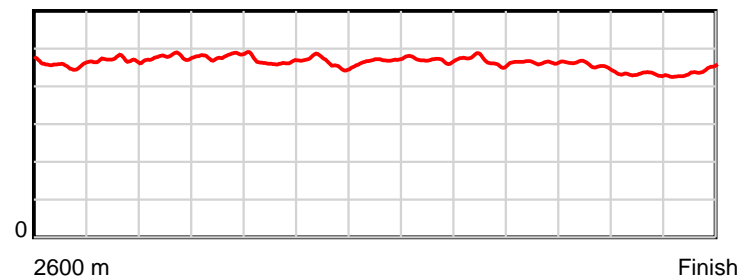
June 02, 2022, Race 9, SPECTATORS BAR HANDICAP TROT, Distance 2600m, Addington - Survey 3200m

Result	TAB no.	Horse (Barrier)	2200m to	2000m to	1800m to	1600m to	1400m to	1200m to	1000m to	800m to	600m to	400m to	200m to	Total or	Margin
4th	11	Tweedledee (3)	2000m	1800m	1600m	1400m	1200m	1000m	800m	600m	400m	200m	WP	Average	
		Position in running (margin)	7(14.8)	7(14.0)	7(13.5)	6(7.0)	7(7.1)	7(6.1)	7(6.4)	7(6.9)	8(6.6)	8(6.6)	6(6.9)		6.50
		Sectional time (s)	15.91	16.02	15.37	15.32	14.43	14.96	15.30	14.67	14.83	14.29	14.26		
		Cumulative time (s)	165.36	149.45	133.43	118.06	102.74	88.31	73.35	58.05	43.38	28.55	14.26	3:19.12	
		Speed (m/s)	12.57	12.48	13.01	13.05	13.86	13.37	13.07	13.63	13.49	14.00	14.03	13.06	
		Stride length (m)	6.00	6.00	6.05	6.05	6.49	6.29	6.12	6.32	6.15	6.04	6.17	6.14	
		Stride duration (s)	0.478	0.481	0.465	0.463	0.468	0.470	0.468	0.464	0.456	0.432	0.440	0.470	
		Stride efficiency (%)	56.34	56.29	57.19	57.16	65.88	61.76	58.50	62.44	59.10	57.07	59.40	58.93	
		Stride count	33.31	33.32	33.06	33.07	30.80	31.81	32.69	31.64	32.52	33.10	32.44	423.37	

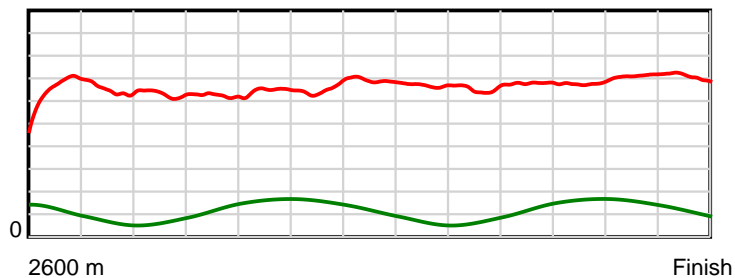
10 m Stride length



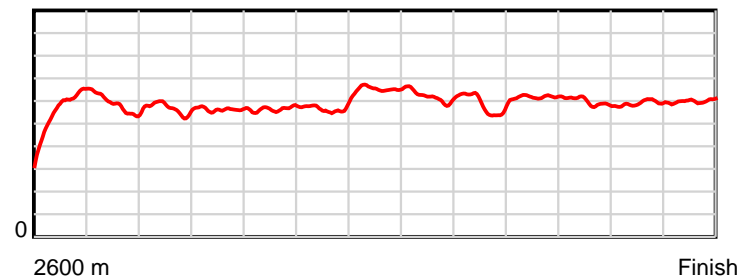
0.6 s Stride duration



20 m/sec Speed



100 % Stride efficiency



Note: Horizontal distance axis grid lines are 200m furlongs.

Disclaimer.

HRNZ and NZMTC and Thoroughbred Ratings Pty Ltd accepts no responsibility for the completeness or accuracy of any of the information contained herein, and makes no representations about its suitability for any particular purpose. Users should make their own judgements about those matters and/or seek independent advice. You assume all risks associated with use of the data provided on this page.



Race Results



June 02, 2022, Race 9, SPECTATORS BAR HANDICAP TROT, Distance 2600m, Addington - Survey 3200m

Result	TAB no.	Horse (Barrier)	2600 to	2400m to
5th	9	I Dream Of Jea... (4)	2400m	2200m
		Position in running (margin)	-	4(3.4)
		Sectional time (s)	17.11	15.29
		Cumulative time (s)	199.32	182.21
		Speed (m/s)	11.69	13.08
		Stride length (m)	6.12	6.43
		Stride duration (s)	0.461	0.492
		Stride efficiency (%)	58.58	64.67
		Stride count	32.67	31.09

Disclaimer.

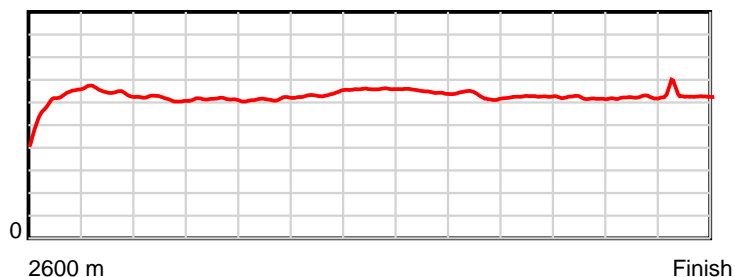
HRNZ and NZMTC and Thoroughbred Ratings Pty Ltd accepts no responsibility for the completeness or accuracy of any of the information contained herein, and makes no representations about its suitability for any particular purpose. Users should make their own judgements about those matters and/or seek independent advice. You assume all risks associated with use of the data provided on this page.

Race Results

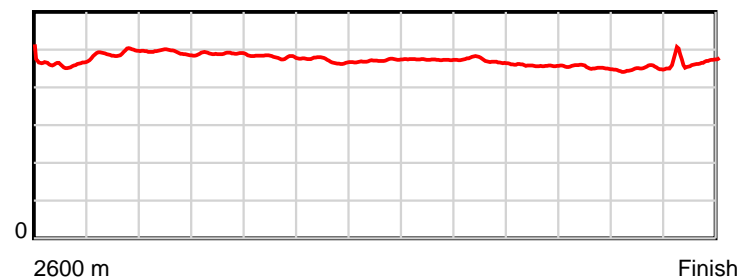
June 02, 2022, Race 9, SPECTATORS BAR HANDICAP TROT, Distance 2600m, Addington - Survey 3200m

Result	TAB no.	Horse (Barrier)	2200m to	2000m to	1800m to	1600m to	1400m to	1200m to	1000m to	800m to	600m to	400m to	200m to	Total or	Margin
5th	9	I Dream Of Jea... (4)	2000m	1800m	1600m	1400m	1200m	1000m	800m	600m	400m	200m	WP	Average	
		Position in running (margin)	4(6.4)	4(7.9)	4(7.2)	3(4.5)	3(2.7)	2(1.5)	2(0.9)	2(1.3)	2(1.1)	2(1.2)	3(3.2)		7.70
		Sectional time (s)	16.29	15.99	15.98	15.03	14.39	14.81	15.26	14.70	14.85	14.57	15.05		
		Cumulative time (s)	166.92	150.63	134.64	118.66	103.63	89.24	74.43	59.17	44.47	29.62	15.05	3:19.32	
		Speed (m/s)	12.28	12.51	12.52	13.31	13.90	13.50	13.11	13.61	13.47	13.73	13.29	13.04	
		Stride length (m)	6.06	6.13	6.02	6.27	6.55	6.39	6.17	6.22	6.09	6.17	6.23	6.22	
		Stride duration (s)	0.493	0.490	0.481	0.471	0.471	0.473	0.471	0.457	0.452	0.450	0.469	0.477	
		Stride efficiency (%)	57.31	58.66	56.56	61.47	67.06	63.80	59.55	60.55	57.96	59.48	60.72	60.38	
		Stride count	33.02	32.64	33.24	31.89	30.53	31.30	32.40	32.13	32.84	32.42	32.09	418.26	

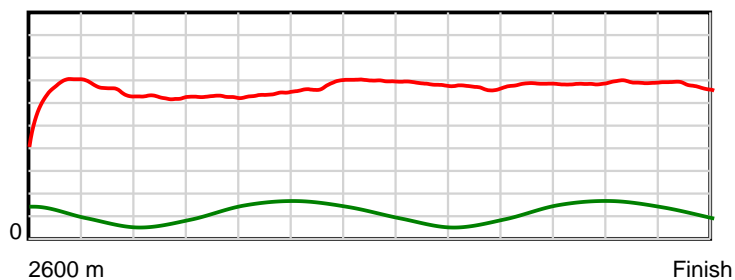
10 m Stride length



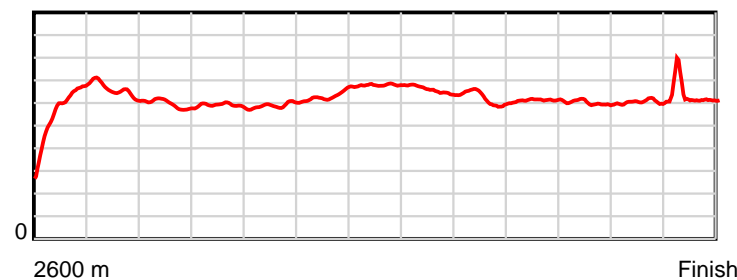
0.6 s Stride duration



20 m/sec Speed



100 % Stride efficiency



Note: Horizontal distance axis grid lines are 200m furlongs.

Disclaimer.

HRNZ and NZMTC and Thoroughbred Ratings Pty Ltd accepts no responsibility for the completeness or accuracy of any of the information contained herein, and makes no representations about its suitability for any particular purpose. Users should make their own judgements about those matters and/or seek independent advice. You assume all risks associated with use of the data provided on this page.



Race Results



June 02, 2022, Race 9, SPECTATORS BAR HANDICAP TROT, Distance 2600m, Addington - Survey 3200m

Result	TAB no.	Horse (Barrier)	2600 to	2400m to
6th	8	Bright Glow (9)	2400m	2200m
		Position in running (margin)	-	5(3.5)
		Sectional time (s)	16.99	15.60
		Cumulative time (s)	199.43	182.44
		Speed (m/s)	11.77	12.82
		Stride length (m)	5.52	6.03
		Stride duration (s)	0.443	0.471
		Stride efficiency (%)	47.61	56.90
		Stride count	36.23	33.14

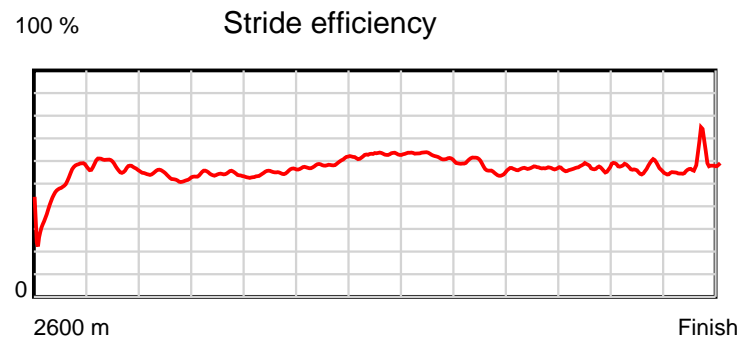
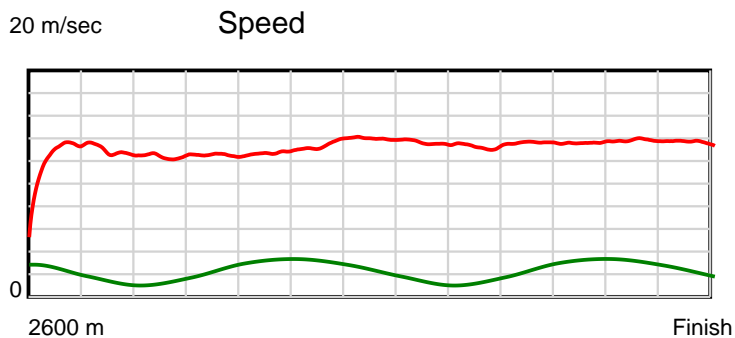
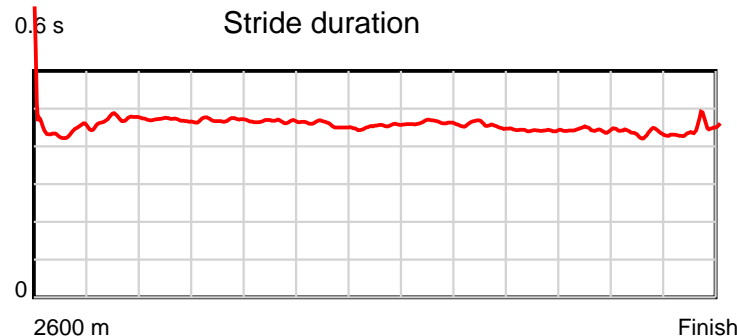
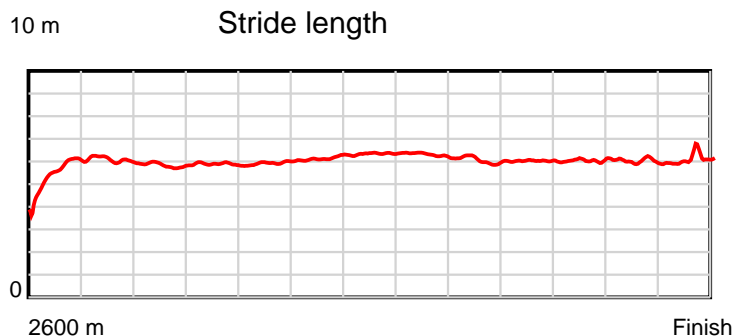
Disclaimer.

HRNZ and NZMTC and Thoroughbred Ratings Pty Ltd accepts no responsibility for the completeness or accuracy of any of the information contained herein, and makes no representations about its suitability for any particular purpose. Users should make their own judgements about those matters and/or seek independent advice. You assume all risks associated with use of the data provided on this page.

Race Results

June 02, 2022, Race 9, SPECTATORS BAR HANDICAP TROT, Distance 2600m, Addington - Survey 3200m

Result	TAB no.	Horse (Barrier)	2200m to	2000m to	1800m to	1600m to	1400m to	1200m to	1000m to	800m to	600m to	400m to	200m to	Total or	Margin
6th	8	Bright Glow (9)	2000m	1800m	1600m	1400m	1200m	1000m	800m	600m	400m	200m	WP	Average	
		Position in running (margin)	5(8.3)	5(9.9)	5(9.0)	5(6.7)	5(5.1)	4(3.6)	4(3.5)	4(2.9)	4(2.5)	5(3.2)	5(5.6)		8.40
		Sectional time (s)	16.32	15.95	16.06	15.06	14.35	14.89	15.11	14.64	14.96	14.65	14.85		
		Cumulative time (s)	166.84	150.52	134.57	118.51	103.45	89.10	74.21	59.10	44.46	29.50	14.85	3:19.43	
		Speed (m/s)	12.25	12.54	12.45	13.28	13.94	13.43	13.24	13.66	13.37	13.65	13.47	13.04	
		Stride length (m)	5.77	5.90	5.81	6.08	6.32	6.22	6.03	6.03	5.93	5.94	6.01	5.96	
		Stride duration (s)	0.471	0.470	0.466	0.458	0.453	0.463	0.456	0.442	0.444	0.435	0.446	0.457	
		Stride efficiency (%)	51.96	54.34	52.70	57.78	62.45	60.39	56.86	56.89	54.96	55.14	56.44	55.55	
		Stride count	34.68	33.92	34.44	32.89	31.64	32.17	33.15	33.15	33.72	33.67	33.28	436.08	



Note: Horizontal distance axis grid lines are 200m furlongs.

Disclaimer.

HRNZ and NZMTC and Thoroughbred Ratings Pty Ltd accepts no responsibility for the completeness or accuracy of any of the information contained herein, and makes no representations about its suitability for any particular purpose. Users should make their own judgements about those matters and/or seek independent advice. You assume all risks associated with use of the data provided on this page.



Race Results



June 02, 2022, Race 9, SPECTATORS BAR HANDICAP TROT, Distance 2600m, Addington - Survey 3200m

Result	TAB no.	Horse (Barrier)	2600 to	2400m to
7th	1	Royal Del (2)	2400m	2200m
		Position in running (margin)	-	2(1.4)
		Sectional time (s)	16.97	15.27
		Cumulative time (s)	199.86	182.89
		Speed (m/s)	11.79	13.10
		Stride length (m)	5.22	5.88
		Stride duration (s)	0.443	0.449
		Stride efficiency (%)	42.53	54.04
		Stride count	38.33	34.01

Disclaimer.

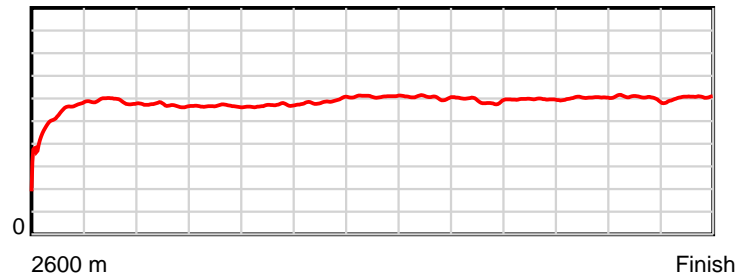
HRNZ and NZMTC and Thoroughbred Ratings Pty Ltd accepts no responsibility for the completeness or accuracy of any of the information contained herein, and makes no representations about its suitability for any particular purpose. Users should make their own judgements about those matters and/or seek independent advice. You assume all risks associated with use of the data provided on this page.

Race Results

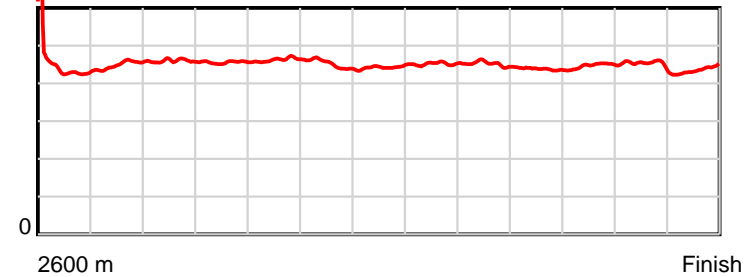
June 02, 2022, Race 9, SPECTATORS BAR HANDICAP TROT, Distance 2600m, Addington - Survey 3200m

Result	TAB no.	Horse (Barrier)	2200m to	2000m to	1800m to	1600m to	1400m to	1200m to	1000m to	800m to	600m to	400m to	200m to	Total or	Margin
7th	1	Royal Del (2)	2000m	1800m	1600m	1400m	1200m	1000m	800m	600m	400m	200m	WP	Average	
		Position in running (margin)	3(4.2)	3(5.4)	3(5.3)	4(4.6)	4(4.7)	5(4.2)	5(4.4)	5(4.8)	6(4.7)	7(5.0)	8(9.4)		10.90
		Sectional time (s)	16.24	16.09	16.33	15.32	14.51	14.94	15.27	14.70	14.89	14.97	14.36		
		Cumulative time (s)	167.62	151.38	135.29	118.96	103.64	89.13	74.19	58.92	44.22	29.33	14.36	3:19.86	
		Speed (m/s)	12.32	12.43	12.25	13.05	13.78	13.39	13.10	13.61	13.43	13.36	13.93	13.01	
		Stride length (m)	5.66	5.67	5.66	5.89	6.10	6.05	5.91	5.96	6.00	6.04	6.08	5.84	
		Stride duration (s)	0.459	0.456	0.462	0.452	0.442	0.452	0.451	0.438	0.446	0.452	0.436	0.449	
		Stride efficiency (%)	50.03	50.16	50.11	54.27	58.11	57.14	54.58	55.53	56.19	56.98	57.74	53.37	
		Stride count	35.35	35.30	35.32	33.94	32.80	33.07	33.84	33.55	33.35	33.12	32.90	444.88	

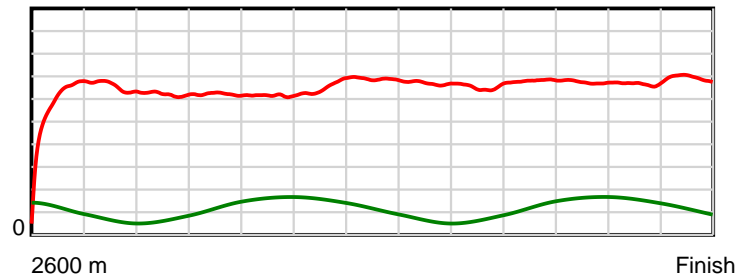
10 m Stride length



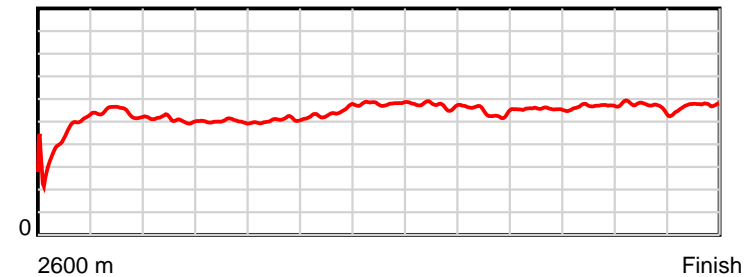
0.5 s Stride duration



20 m/sec Speed



100 % Stride efficiency



Note: Horizontal distance axis grid lines are 200m furlongs.

Disclaimer.

HRNZ and NZMTC and Thoroughbred Ratings Pty Ltd accepts no responsibility for the completeness or accuracy of any of the information contained herein, and makes no representations about its suitability for any particular purpose. Users should make their own judgements about those matters and/or seek independent advice. You assume all risks associated with use of the data provided on this page.



Race Results



June 02, 2022, Race 9, SPECTATORS BAR HANDICAP TROT, Distance 2600m, Addington - Survey 3200m

Result	TAB no.	Horse (Barrier)	2600 to	2400m to
8th	10	Majestic Jag (6)	2400m	2200m
		Position in running (margin)	-	6(6.7)
		Sectional time (s)	17.73	16.29
		Cumulative time (s)	200.32	182.59
		Speed (m/s)	11.28	12.28
		Stride length (m)	5.32	5.14
		Stride duration (s)	0.414	0.419
		Stride efficiency (%)	44.17	41.29
		Stride count	37.62	38.91

Disclaimer.

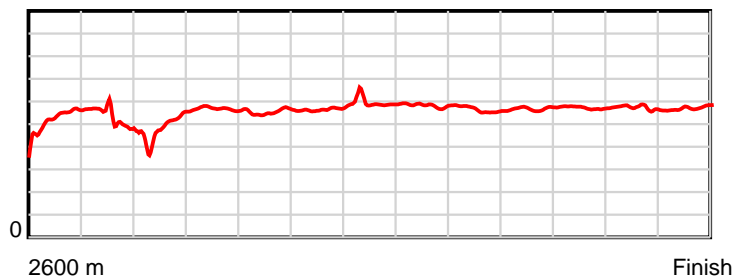
HRNZ and NZMTC and Thoroughbred Ratings Pty Ltd accepts no responsibility for the completeness or accuracy of any of the information contained herein, and makes no representations about its suitability for any particular purpose. Users should make their own judgements about those matters and/or seek independent advice. You assume all risks associated with use of the data provided on this page.

Race Results

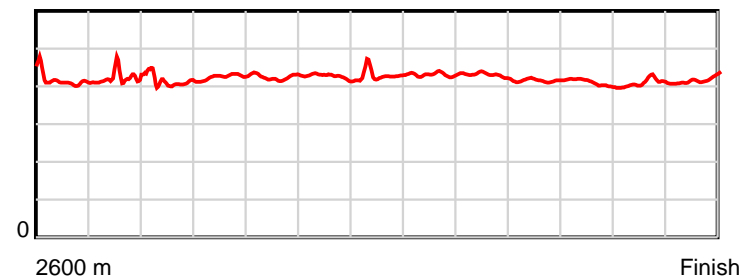
June 02, 2022, Race 9, SPECTATORS BAR HANDICAP TROT, Distance 2600m, Addington - Survey 3200m

Result	TAB no.	Horse (Barrier)	2200m to	2000m to	1800m to	1600m to	1400m to	1200m to	1000m to	800m to	600m to	400m to	200m to	Total or	Margin
8th	10	Majestic Jag (6)	2000m	1800m	1600m	1400m	1200m	1000m	800m	600m	400m	200m	WP	Average	
		Position in running (margin)	8(15.7)	9(23.3)	9(17.1)	9(10.5)	9(9.5)	9(8.6)	9(8.6)	9(9.1)	9(8.8)	9(7.8)	9(10.7)		13.60
		Sectional time (s)	17.31	15.08	15.33	15.15	14.44	14.92	15.28	14.68	14.66	14.72	14.73		
		Cumulative time (s)	166.30	148.99	133.91	118.58	103.43	88.99	74.07	58.79	44.11	29.45	14.73	3:20.32	
		Speed (m/s)	11.55	13.26	13.05	13.20	13.85	13.40	13.09	13.62	13.64	13.59	13.58	12.98	
		Stride length (m)	4.73	5.64	5.54	5.63	5.92	5.78	5.63	5.66	5.59	5.56	5.68	5.51	
		Stride duration (s)	0.409	0.425	0.425	0.426	0.428	0.431	0.430	0.415	0.409	0.410	0.419	0.424	
		Stride efficiency (%)	34.94	49.69	48.03	49.47	54.80	52.26	49.46	49.98	48.75	48.39	50.46	47.39	
		Stride count	42.30	35.47	36.08	35.55	33.77	34.58	35.55	35.36	35.81	35.94	35.19	472.13	

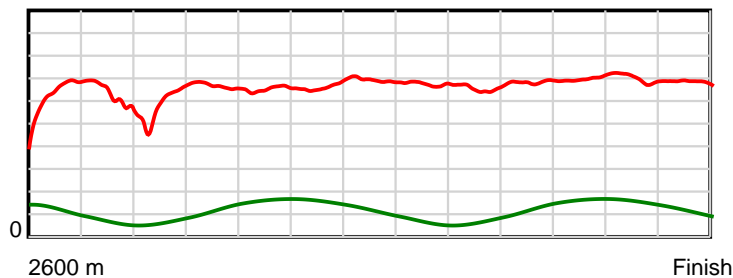
10 m Stride length



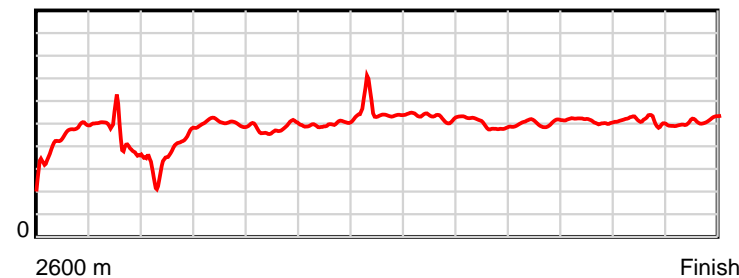
0.6 s Stride duration



20 m/sec Speed



100 % Stride efficiency



Note: Horizontal distance axis grid lines are 200m furlongs.

Disclaimer.

HRNZ and NZMTC and Thoroughbred Ratings Pty Ltd accepts no responsibility for the completeness or accuracy of any of the information contained herein, and makes no representations about its suitability for any particular purpose. Users should make their own judgements about those matters and/or seek independent advice. You assume all risks associated with use of the data provided on this page.



Race Results



June 02, 2022, Race 9, SPECTATORS BAR HANDICAP TROT, Distance 2600m, Addington - Survey 3200m

Result	TAB no.	Horse (Barrier)	2600 to	2400m to
9th	4	Kowhai Monarch (5)	2400m	2200m
		Position in running (margin)	-	1(0.0)
		Sectional time (s)	16.63	15.15
		Cumulative time (s)	200.70	184.07
		Speed (m/s)	12.03	13.20
		Stride length (m)	6.16	6.46
		Stride duration (s)	0.476	0.489
		Stride efficiency (%)	59.28	65.15
		Stride count	32.47	30.97

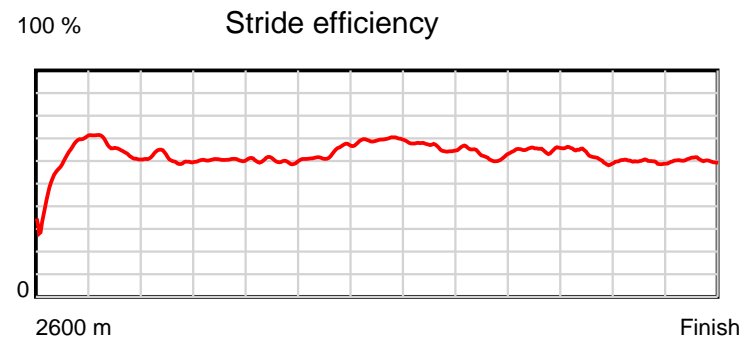
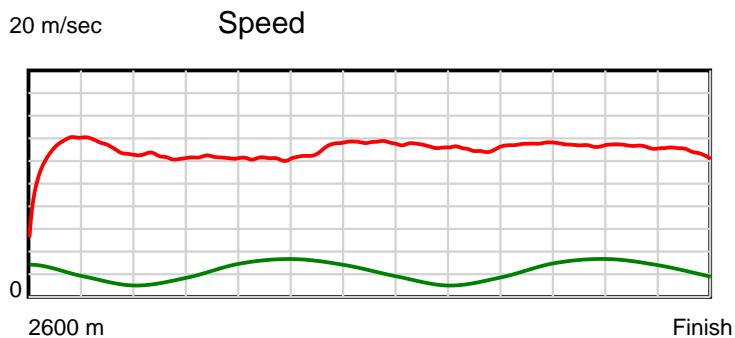
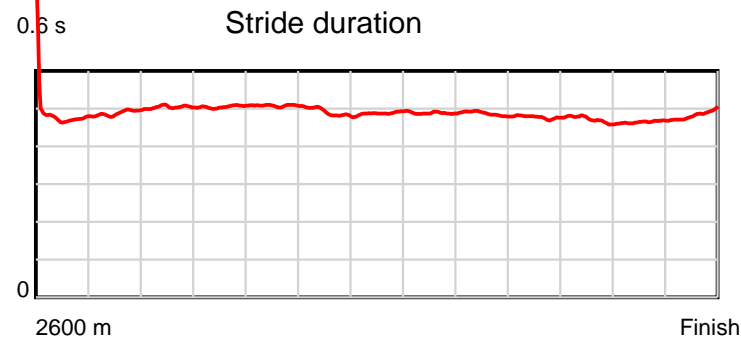
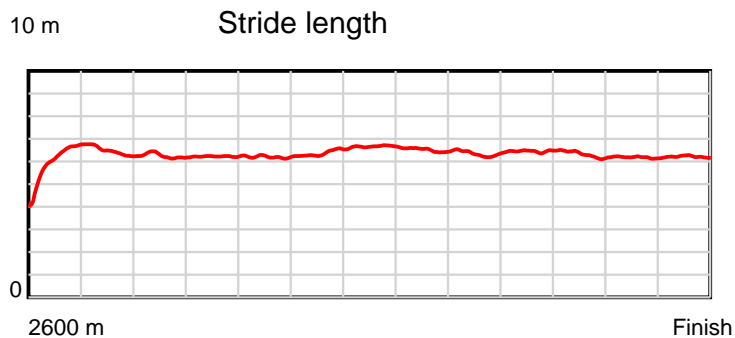
Disclaimer.

HRNZ and NZMTC and Thoroughbred Ratings Pty Ltd accepts no responsibility for the completeness or accuracy of any of the information contained herein, and makes no representations about its suitability for any particular purpose. Users should make their own judgements about those matters and/or seek independent advice. You assume all risks associated with use of the data provided on this page.

Race Results

June 02, 2022, Race 9, SPECTATORS BAR HANDICAP TROT, Distance 2600m, Addington - Survey 3200m

Result	TAB no.	Horse (Barrier)	2200m to	2000m to	1800m to	1600m to	1400m to	1200m to	1000m to	800m to	600m to	400m to	200m to	Total or	Margin
9th	4	Kowhai Monarch (5)	2000m	1800m	1600m	1400m	1200m	1000m	800m	600m	400m	200m	WP	Average	
		Position in running (margin)	2(2.1)	2(2.9)	2(2.8)	2(2.1)	2(2.4)	3(2.0)	3(2.2)	3(2.4)	3(2.4)	4(3.1)	7(7.8)		15.80
		Sectional time (s)	16.18	16.08	16.33	15.36	14.52	14.96	15.23	14.72	14.96	15.03	15.55		
		Cumulative time (s)	168.92	152.74	136.66	120.33	104.97	90.45	75.49	60.26	45.54	30.58	15.55	3:20.70	
		Speed (m/s)	12.36	12.44	12.25	13.02	13.77	13.37	13.13	13.59	13.37	13.31	12.86	12.95	
		Stride length (m)	6.23	6.28	6.22	6.39	6.73	6.53	6.39	6.48	6.29	6.19	6.24	6.35	
		Stride duration (s)	0.504	0.505	0.508	0.491	0.488	0.488	0.486	0.477	0.470	0.465	0.485	0.490	
		Stride efficiency (%)	60.67	61.61	60.49	63.71	70.69	66.53	63.73	65.62	61.86	59.81	60.93	62.97	
		Stride count	32.10	31.85	32.15	31.32	29.74	30.65	31.32	30.86	31.79	32.33	32.03	409.58	



Note: Horizontal distance axis grid lines are 200m furlongs.

Disclaimer.

HRNZ and NZMTC and Thoroughbred Ratings Pty Ltd accepts no responsibility for the completeness or accuracy of any of the information contained herein, and makes no representations about its suitability for any particular purpose. Users should make their own judgements about those matters and/or seek independent advice. You assume all risks associated with use of the data provided on this page.



Race Results



June 02, 2022, Race 9, SPECTATORS BAR HANDICAP TROT, Distance 2600m, Addington - Survey 3200m

Result	TAB no.	Horse (Barrier)	2600 to	2400m to
10th	3	Sioux Princess (0)	2400m	2200m
		Position in running (margin)	-	10(64.6)
		Sectional time (s)	27.35	17.95
		Cumulative time (s)	226.93	199.58
		Speed (m/s)	7.31	11.14
		Stride length (m)	3.38	5.28
		Stride duration (s)	0.462	0.474
		Stride efficiency (%)	17.90	43.59
		Stride count	59.09	37.87

Disclaimer.

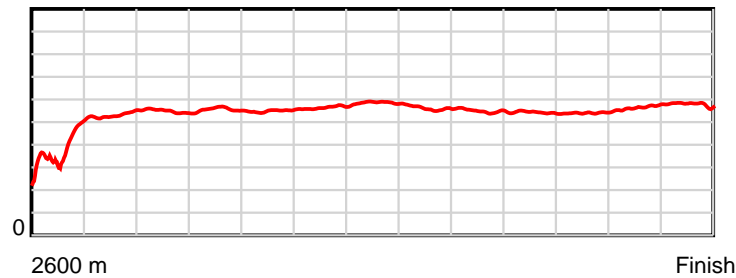
HRNZ and NZMTC and Thoroughbred Ratings Pty Ltd accepts no responsibility for the completeness or accuracy of any of the information contained herein, and makes no representations about its suitability for any particular purpose. Users should make their own judgements about those matters and/or seek independent advice. You assume all risks associated with use of the data provided on this page.

Race Results

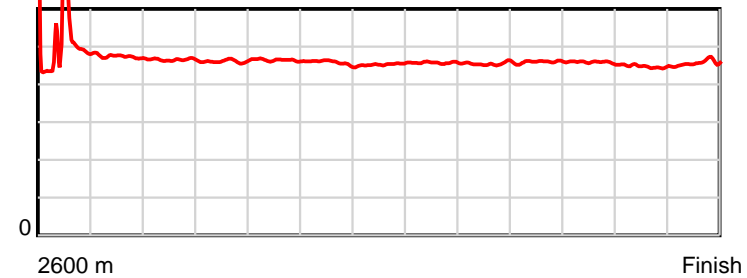
June 02, 2022, Race 9, SPECTATORS BAR HANDICAP TROT, Distance 2600m, Addington - Survey 3200m

Result	TAB no.	Horse (Barrier)	2200m to	2000m to	1800m to	1600m to	1400m to	1200m to	1000m to	800m to	600m to	400m to	200m to	Total or	Margin
10th	3	Sioux Princess (0)	2000m	1800m	1600m	1400m	1200m	1000m	800m	600m	400m	200m	WP	Average	
		Position in running (margin)	10(83.6)	10(90.3)	10(93.3)	10(96.9)	10(102.4)	10(107.8)	10(116.3)	10(125.0)	10(139.1)	10(153.1)	10(163.2)		170.10
		Sectional time (s)	17.17	16.61	17.04	16.23	15.49	16.34	16.65	17.06	17.18	15.92	15.94		
		Cumulative time (s)	181.63	164.46	147.85	130.81	114.58	99.09	82.75	66.10	49.04	31.86	15.94	3:46.93	
		Speed (m/s)	11.65	12.04	11.74	12.32	12.91	12.24	12.01	11.72	11.64	12.56	12.55	11.46	
		Stride length (m)	5.42	5.55	5.45	5.64	5.85	5.59	5.47	5.39	5.34	5.62	5.74	5.27	
		Stride duration (s)	0.465	0.461	0.464	0.458	0.453	0.457	0.455	0.459	0.458	0.448	0.457	0.460	
		Stride efficiency (%)	45.94	48.14	46.40	49.71	53.52	48.91	46.71	45.32	44.51	49.43	51.43	43.36	
		Stride count	36.88	36.03	36.70	35.46	34.17	35.75	36.58	37.14	37.47	35.56	34.86	493.56	

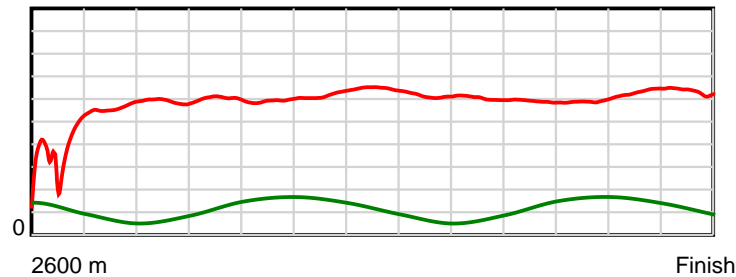
10 m Stride length



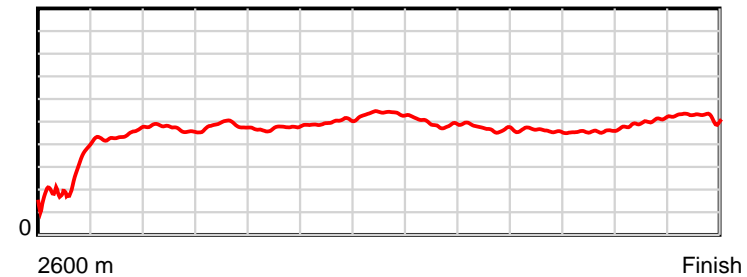
0.6 s Stride duration



20 m/sec Speed



100 % Stride efficiency



Note: Horizontal distance axis grid lines are 200m furlongs.

Disclaimer.

HRNZ and NZMTC and Thoroughbred Ratings Pty Ltd accepts no responsibility for the completeness or accuracy of any of the information contained herein, and makes no representations about its suitability for any particular purpose. Users should make their own judgements about those matters and/or seek independent advice. You assume all risks associated with use of the data provided on this page.