



Race Results

NZ Metropolitan Trotting Club Inc, HRNZ, June 09, 2022

Compilation date: June 9, 2022, 8:14:00 PM (NZST)

Copyright © 2022 HRNZ and NZMTC. All rights reserved.

Trademarks.

StrideMASTER is a registered trademark of Thoroughbred Ratings Pty Ltd.

Disclaimer.

HRNZ and NZMTC and Thoroughbred Ratings Pty Ltd accepts no responsibility for the completeness or accuracy of any of the information contained herein, and makes no representations about its suitability for any particular purpose. Users should make their own judgements about those matters and/or seek independent advice. You assume all risks associated with use of the data provided on this page.



Race Results



June 09, 2022, Race 8, DUNSTAN HORSEFEEDS HANDICAP TROT, Distance 2600m, Addington - Survey 3200m

Result	TAB no.	Horse (Barrier)	2600 to	2400m to
1st	4	Repeat Pat (6)	2400m	2200m
		Position in running (margin)	-	1(0.0)
		Sectional time (s)	16.87	15.56
		Cumulative time (s)	196.50	179.63
		Speed (m/s)	11.86	12.85
		Stride length (m)	6.02	6.56
		Stride duration (s)	0.504	0.510
		Stride efficiency (%)	56.70	67.27
		Stride count	33.20	30.48

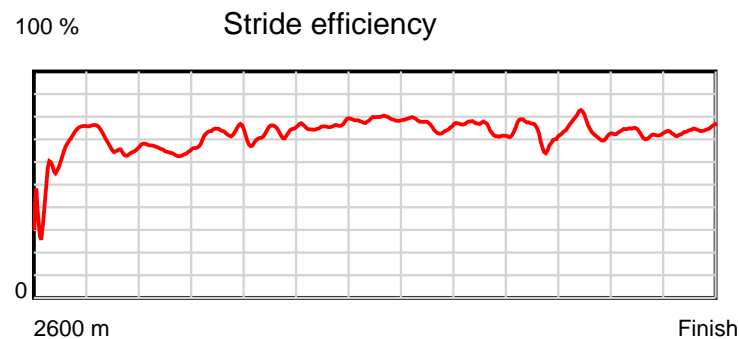
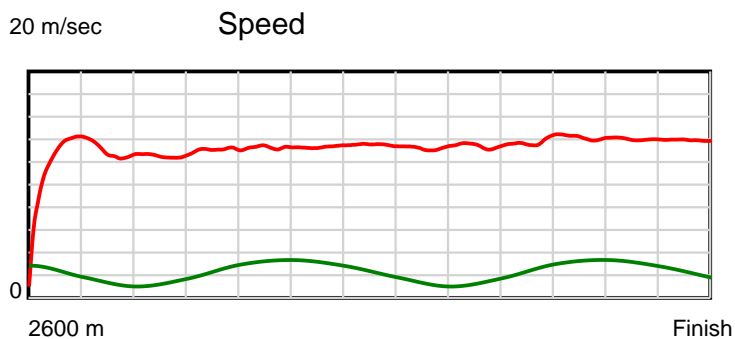
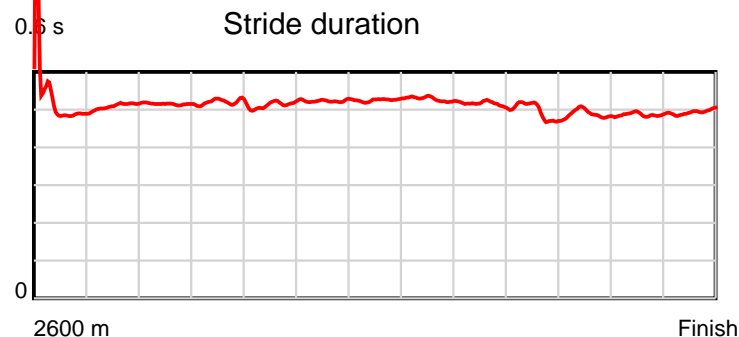
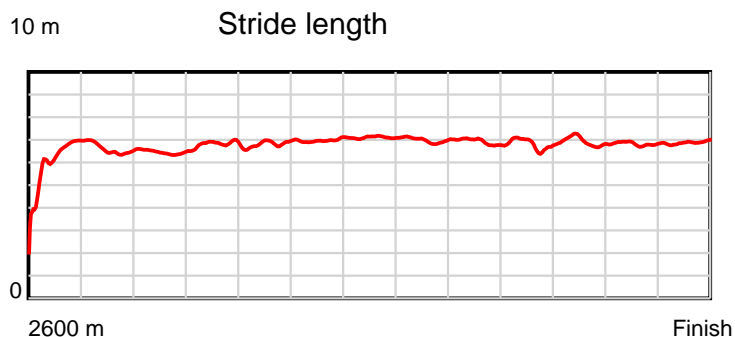
Disclaimer.

HRNZ and NZMTC and Thoroughbred Ratings Pty Ltd accepts no responsibility for the completeness or accuracy of any of the information contained herein, and makes no representations about its suitability for any particular purpose. Users should make their own judgements about those matters and/or seek independent advice. You assume all risks associated with use of the data provided on this page.

Race Results

June 09, 2022, Race 8, DUNSTAN HORSEFEEDS HANDICAP TROT, Distance 2600m, Addington - Survey 3200m

Result	TAB no.	Horse (Barrier)	2200m to	2000m to	1800m to	1600m to	1400m to	1200m to	1000m to	800m to	600m to	400m to	200m to	Total or	Margin
1st	4	Repeat Pat (6)	2000m	1800m	1600m	1400m	1200m	1000m	800m	600m	400m	200m	WP	Average	
		Position in running (margin)	1(0.0)	1(0.0)	2(2.3)	2(2.1)	2(2.2)	2(1.6)	2(1.7)	2(2.3)	2(1.1)	1(0.0)	1(0.0)		0.00
		Sectional time (s)	16.25	15.25	15.17	14.91	14.76	15.33	15.24	14.41	14.37	14.10	14.28		
		Cumulative time (s)	164.07	147.82	132.57	117.40	102.49	87.73	72.40	57.16	42.75	28.38	14.28	3:16.50	
		Speed (m/s)	12.31	13.11	13.18	13.41	13.55	13.05	13.12	13.88	13.92	14.18	14.01	13.23	
		Stride length (m)	6.34	6.82	6.77	7.01	7.12	6.88	6.74	6.84	6.81	6.91	6.93	6.74	
		Stride duration (s)	0.515	0.520	0.514	0.523	0.525	0.528	0.514	0.493	0.489	0.487	0.495	0.509	
		Stride efficiency (%)	62.83	72.66	71.67	76.74	79.17	74.01	70.96	73.06	72.49	74.70	74.96	70.94	
		Stride count	31.54	29.33	29.53	28.54	28.10	29.06	29.68	29.25	29.36	28.93	28.88	385.88	



Note: Horizontal distance axis grid lines are 200m furlongs.

Disclaimer.

HRNZ and NZMTC and Thoroughbred Ratings Pty Ltd accepts no responsibility for the completeness or accuracy of any of the information contained herein, and makes no representations about its suitability for any particular purpose. Users should make their own judgements about those matters and/or seek independent advice. You assume all risks associated with use of the data provided on this page.



Race Results



June 09, 2022, Race 8, DUNSTAN HORSEFEEDS HANDICAP TROT, Distance 2600m, Addington - Survey 3200m

Result	TAB no.	Horse (Barrier)	2600 to	2400m to
2nd	8	Tweedledee (1)	2400m	2200m
		Position in running (margin)	-	7(13.4)
		Sectional time (s)	18.78	15.46
		Cumulative time (s)	198.26	179.48
		Speed (m/s)	10.65	12.94
		Stride length (m)	0.00	0.00
		Stride duration (s)	0.000	0.000
		Stride efficiency (%)	0.00	0.00
		Stride count	0.00	0.00

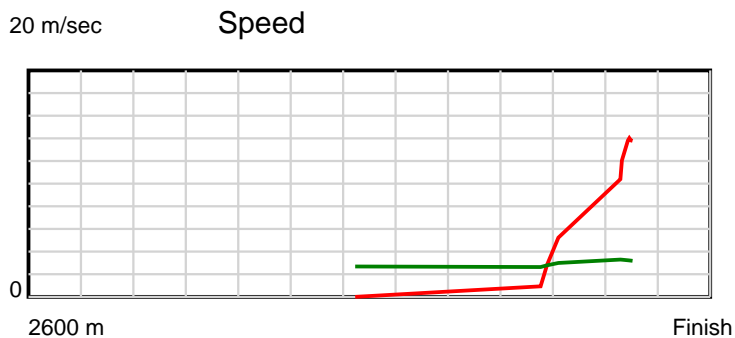
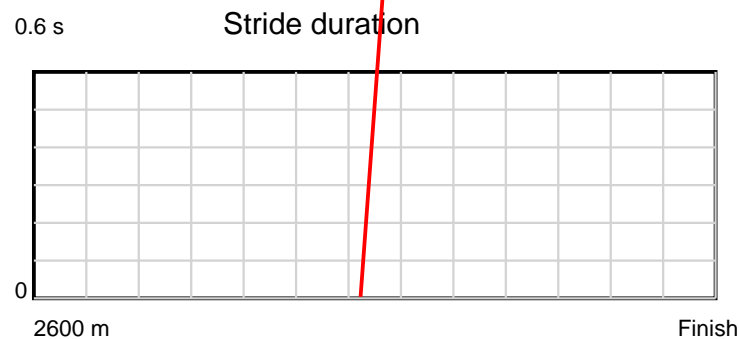
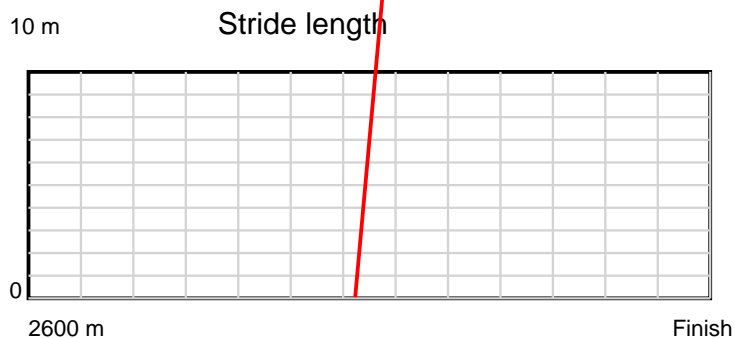
Disclaimer.

HRNZ and NZMTC and Thoroughbred Ratings Pty Ltd accepts no responsibility for the completeness or accuracy of any of the information contained herein, and makes no representations about its suitability for any particular purpose. Users should make their own judgements about those matters and/or seek independent advice. You assume all risks associated with use of the data provided on this page.

Race Results

June 09, 2022, Race 8, DUNSTAN HORSEFEEDS HANDICAP TROT, Distance 2600m, Addington - Survey 3200m

Result	TAB no.	Horse (Barrier)	2200m to	2000m to	1800m to	1600m to	1400m to	1200m to	1000m to	800m to	600m to	400m to	200m to	Total or	Margin
2nd	8	Tweedledee (1)	2000m	1800m	1600m	1400m	1200m	1000m	800m	600m	400m	200m	WP	Average	
		Position in running (margin)	6(12.8)	5(9.6)	5(9.0)	5(9.1)	5(9.0)	5(8.5)	5(7.7)	5(5.8)	4(3.3)	3(2.7)	2(6.8)		10.30
		Sectional time (s)	15.71	14.76	15.23	14.87	14.78	15.18	14.84	14.18	14.45	14.79	15.23		
		Cumulative time (s)	164.02	148.31	133.55	118.32	103.45	88.67	73.49	58.65	44.47	30.02	15.23	3:18.26	
		Speed (m/s)	12.73	13.55	13.13	13.45	13.53	13.18	13.48	14.10	13.84	13.52	13.13	13.11	
		Stride length (m)	0.00	0.00	0.00	0.00	1699.95	1307.45	1337.30	127.81	40.79	7.90	6.11	40.03	
		Stride duration (s)	0.000	0.000	0.000	0.000	125.626	99.202	99.202	9.064	2.947	0.584	0.465	3.052	
		Stride efficiency (%)	0.00	0.00	0.00	0.00	4515792.00	2671230.00	2794604.75	25528.47	2600.50	97.42	58.30	2504.10	
		Stride count	0.00	0.00	0.00	0.00	0.12	0.15	0.15	1.56	4.90	25.33	32.74	64.95	



Note: Horizontal distance axis grid lines are 200m furlongs.

Disclaimer.

HRNZ and NZMTC and Thoroughbred Ratings Pty Ltd accepts no responsibility for the completeness or accuracy of any of the information contained herein, and makes no representations about its suitability for any particular purpose. Users should make their own judgements about those matters and/or seek independent advice. You assume all risks associated with use of the data provided on this page.



Race Results



June 09, 2022, Race 8, DUNSTAN HORSEFEEDS HANDICAP TROT, Distance 2600m, Addington - Survey 3200m

Result	TAB no.	Horse (Barrier)	2600 to	2400m to
3rd	9	The Dominator (2)	2400m	2200m
		Position in running (margin)	-	8(18.0)
		Sectional time (s)	19.66	15.15
		Cumulative time (s)	198.65	178.99
		Speed (m/s)	10.17	13.20
		Stride length (m)	6.25	6.37
		Stride duration (s)	0.470	0.483
		Stride efficiency (%)	61.13	63.36
		Stride count	31.98	31.41

Disclaimer.

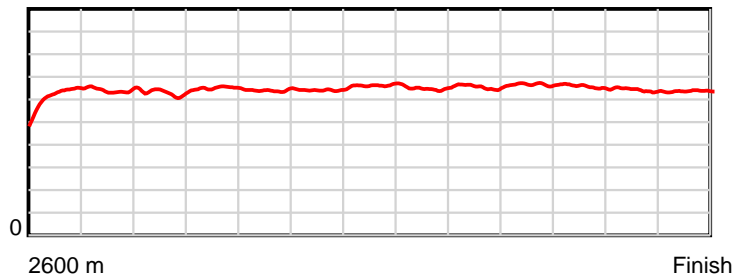
HRNZ and NZMTC and Thoroughbred Ratings Pty Ltd accepts no responsibility for the completeness or accuracy of any of the information contained herein, and makes no representations about its suitability for any particular purpose. Users should make their own judgements about those matters and/or seek independent advice. You assume all risks associated with use of the data provided on this page.

Race Results

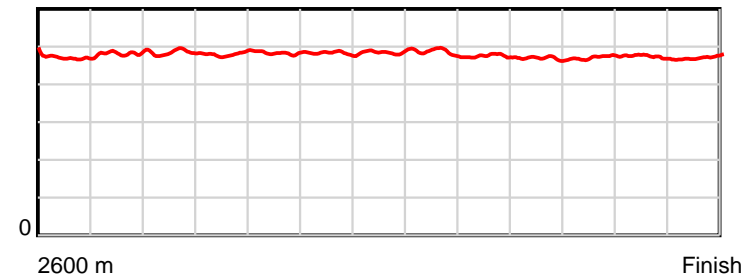
June 09, 2022, Race 8, DUNSTAN HORSEFEEDS HANDICAP TROT, Distance 2600m, Addington - Survey 3200m

Result	TAB no.	Horse (Barrier)	2200m to	2000m to	1800m to	1600m to	1400m to	1200m to	1000m to	800m to	600m to	400m to	200m to	Total or	Margin
3rd	9	The Dominator (2)	2000m	1800m	1600m	1400m	1200m	1000m	800m	600m	400m	200m	WP	Average	
		Position in running (margin)	7(15.6)	6(11.9)	6(11.8)	6(11.7)	6(11.8)	6(10.3)	6(9.8)	6(8.3)	6(5.4)	6(6.0)	5(11.0)		12.60
		Sectional time (s)	15.65	14.83	15.20	14.91	14.62	15.21	14.90	14.12	14.65	14.93	14.82		
		Cumulative time (s)	163.84	148.19	133.36	118.16	103.25	88.63	73.42	58.52	44.40	29.75	14.82	3:18.65	
		Speed (m/s)	12.78	13.49	13.16	13.41	13.68	13.15	13.42	14.16	13.65	13.40	13.50	13.09	
		Stride length (m)	6.19	6.48	6.36	6.47	6.64	6.39	6.37	6.64	6.44	6.34	6.37	6.41	
		Stride duration (s)	0.485	0.480	0.483	0.483	0.485	0.486	0.475	0.468	0.472	0.473	0.472	0.489	
		Stride efficiency (%)	59.97	65.59	63.16	65.43	68.88	63.88	63.45	68.81	64.74	62.76	63.36	64.12	
		Stride count	32.29	30.87	31.46	30.91	30.12	31.28	31.39	30.14	31.07	31.56	31.41	405.89	

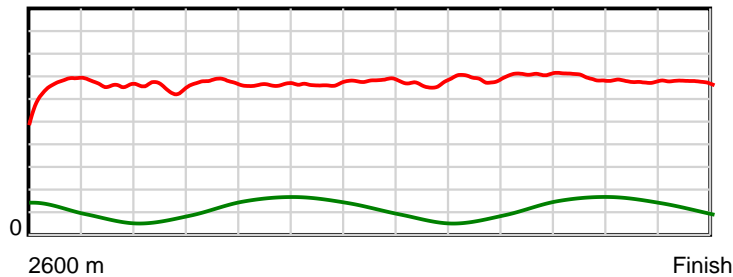
10 m Stride length



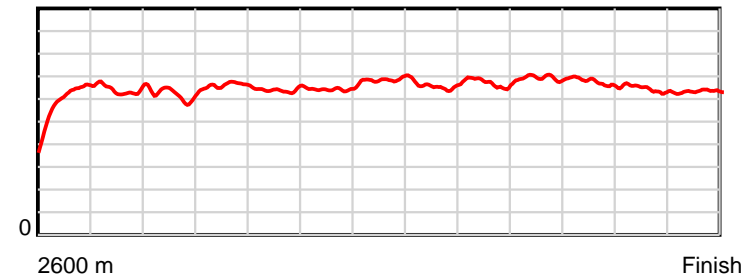
0.6 s Stride duration



20 m/sec Speed



100 % Stride efficiency



Note: Horizontal distance axis grid lines are 200m furlongs.

Disclaimer.

HRNZ and NZMTC and Thoroughbred Ratings Pty Ltd accepts no responsibility for the completeness or accuracy of any of the information contained herein, and makes no representations about its suitability for any particular purpose. Users should make their own judgements about those matters and/or seek independent advice. You assume all risks associated with use of the data provided on this page.



Race Results



June 09, 2022, Race 8, DUNSTAN HORSEFEEDS HANDICAP TROT, Distance 2600m, Addington - Survey 3200m

Result	TAB no.	Horse (Barrier)	2600 to	2400m to
4th	7	With Ice (0)	2400m	2200m
		Position in running (margin)	-	6(11.2)
		Sectional time (s)	18.54	15.48
		Cumulative time (s)	198.75	180.21
		Speed (m/s)	10.79	12.92
		Stride length (m)	5.88	6.22
		Stride duration (s)	0.488	0.481
		Stride efficiency (%)	54.06	60.38
		Stride count	34.00	32.18

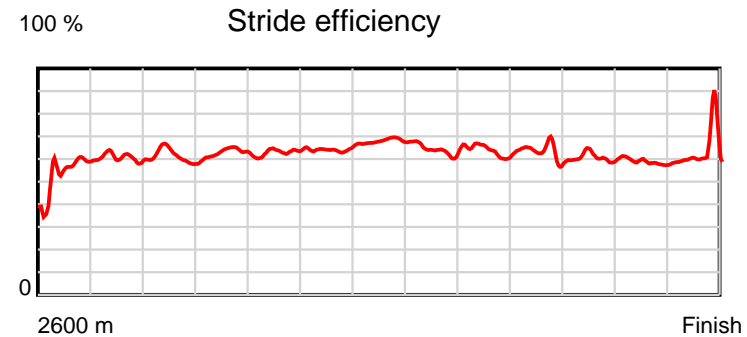
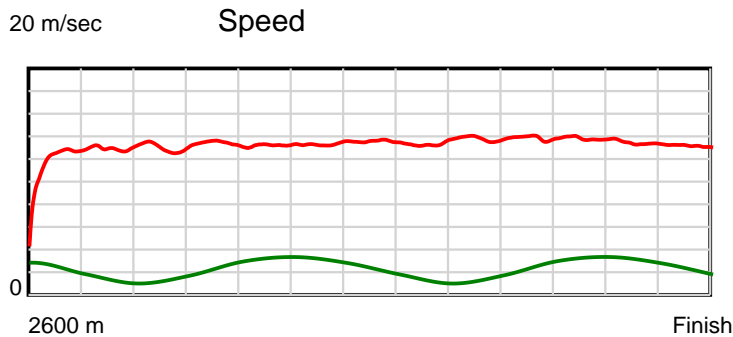
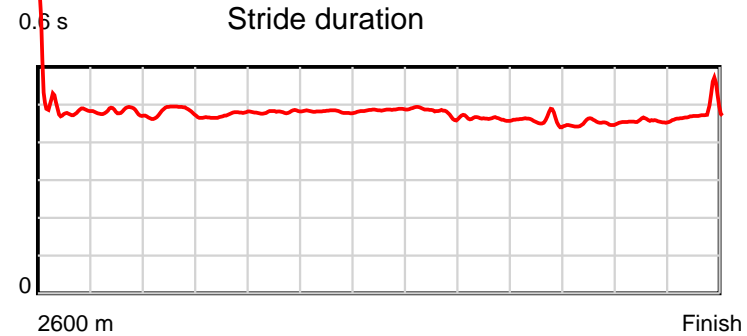
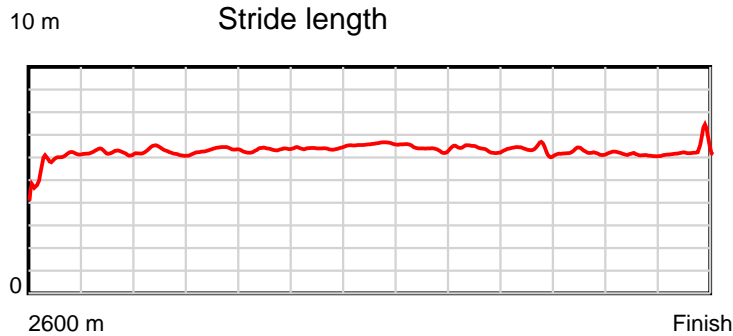
Disclaimer.

HRNZ and NZMTC and Thoroughbred Ratings Pty Ltd accepts no responsibility for the completeness or accuracy of any of the information contained herein, and makes no representations about its suitability for any particular purpose. Users should make their own judgements about those matters and/or seek independent advice. You assume all risks associated with use of the data provided on this page.

Race Results

June 09, 2022, Race 8, DUNSTAN HORSEFEEDS HANDICAP TROT, Distance 2600m, Addington - Survey 3200m

Result	TAB no.	Horse (Barrier)	2200m to	2000m to	1800m to	1600m to	1400m to	1200m to	1000m to	800m to	600m to	400m to	200m to	Total or	Margin
4th	7	With Ice (0)	2000m	1800m	1600m	1400m	1200m	1000m	800m	600m	400m	200m	WP	Average	
		Position in running (margin)	4(10.7)	4(5.9)	4(5.9)	4(6.4)	4(7.3)	4(6.6)	4(5.8)	4(3.6)	3(2.2)	4(3.9)	3(9.4)		13.20
		Sectional time (s)	15.44	14.86	15.29	15.05	14.75	15.16	14.79	14.36	14.84	15.02	15.17		
		Cumulative time (s)	164.73	149.29	134.43	119.14	104.09	89.34	74.18	59.39	45.03	30.19	15.17	3:18.75	
		Speed (m/s)	12.95	13.46	13.08	13.29	13.56	13.19	13.52	13.93	13.48	13.32	13.18	13.08	
		Stride length (m)	6.24	6.36	6.29	6.40	6.59	6.34	6.25	6.38	6.07	6.08	6.35	6.26	
		Stride duration (s)	0.482	0.473	0.481	0.481	0.486	0.481	0.462	0.458	0.451	0.456	0.482	0.479	
		Stride efficiency (%)	60.80	63.20	61.76	64.01	67.90	62.85	61.09	63.62	57.67	57.71	63.10	61.26	
		Stride count	32.06	31.45	31.81	31.25	30.34	31.54	31.99	31.34	32.92	32.91	31.47	415.26	



Note: Horizontal distance axis grid lines are 200m furlongs.

Disclaimer.

HRNZ and NZMTC and Thoroughbred Ratings Pty Ltd accepts no responsibility for the completeness or accuracy of any of the information contained herein, and makes no representations about its suitability for any particular purpose. Users should make their own judgements about those matters and/or seek independent advice. You assume all risks associated with use of the data provided on this page.



Race Results



June 09, 2022, Race 8, DUNSTAN HORSEFEEDS HANDICAP TROT, Distance 2600m, Addington - Survey 3200m

Result	TAB no.	Horse (Barrier)	2600 to	2400m to
5th	1	Majestic Jag (3)	2400m	2200m
		Position in running (margin)	-	3(4.0)
		Sectional time (s)	17.51	16.97
		Cumulative time (s)	198.97	181.46
		Speed (m/s)	11.42	11.79
		Stride length (m)	5.20	4.88
		Stride duration (s)	0.442	0.414
		Stride efficiency (%)	42.18	37.16
		Stride count	38.49	41.01

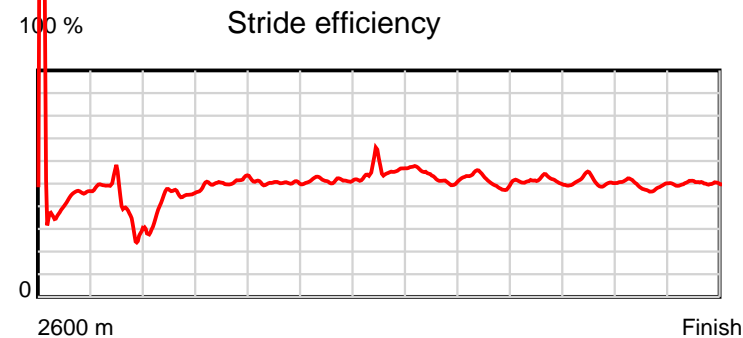
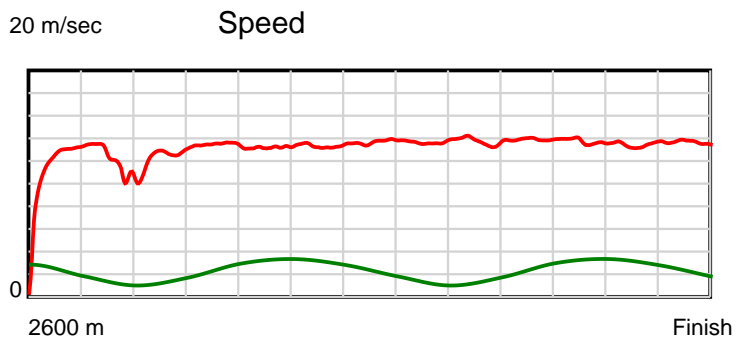
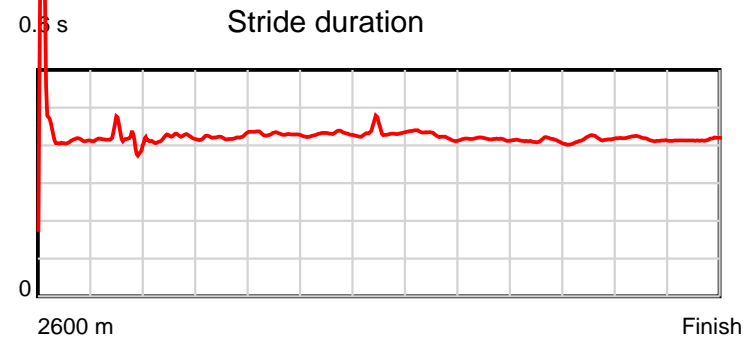
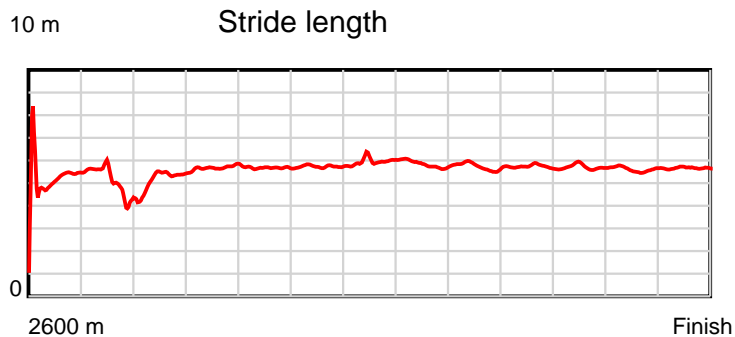
Disclaimer.

HRNZ and NZMTC and Thoroughbred Ratings Pty Ltd accepts no responsibility for the completeness or accuracy of any of the information contained herein, and makes no representations about its suitability for any particular purpose. Users should make their own judgements about those matters and/or seek independent advice. You assume all risks associated with use of the data provided on this page.

Race Results

June 09, 2022, Race 8, DUNSTAN HORSEFEEDS HANDICAP TROT, Distance 2600m, Addington - Survey 3200m

Result	TAB no.	Horse (Barrier)	2200m to	2000m to	1800m to	1600m to	1400m to	1200m to	1000m to	800m to	600m to	400m to	200m to	Total or	Margin
5th	1	Majestic Jag (3)	2000m	1800m	1600m	1400m	1200m	1000m	800m	600m	400m	200m	WP	Average	
		Position in running (margin)	5(12.5)	7(14.6)	7(14.6)	7(14.2)	7(13.7)	7(12.2)	7(10.3)	7(8.4)	7(7.2)	7(7.8)	7(12.2)		14.50
		Sectional time (s)	16.60	14.86	15.16	14.80	14.62	14.99	14.82	14.40	14.66	14.84	14.74		
		Cumulative time (s)	164.49	147.89	133.03	117.87	103.07	88.45	73.46	58.64	44.24	29.58	14.74	3:18.97	
		Speed (m/s)	12.05	13.46	13.19	13.51	13.68	13.34	13.50	13.89	13.64	13.48	13.57	13.07	
		Stride length (m)	5.02	5.69	5.67	5.81	5.94	5.68	5.62	5.72	5.68	5.62	5.63	5.53	
		Stride duration (s)	0.417	0.423	0.430	0.430	0.434	0.426	0.417	0.412	0.416	0.417	0.415	0.423	
		Stride efficiency (%)	39.43	50.63	50.28	52.82	55.15	50.49	49.42	51.05	50.47	49.33	49.59	47.86	
		Stride count	39.82	35.14	35.26	34.40	33.66	35.19	35.57	34.99	35.19	35.60	35.50	469.82	



Note: Horizontal distance axis grid lines are 200m furlongs.

Disclaimer.

HRNZ and NZMTC and Thoroughbred Ratings Pty Ltd accepts no responsibility for the completeness or accuracy of any of the information contained herein, and makes no representations about its suitability for any particular purpose. Users should make their own judgements about those matters and/or seek independent advice. You assume all risks associated with use of the data provided on this page.



Race Results



June 09, 2022, Race 8, DUNSTAN HORSEFEEDS HANDICAP TROT, Distance 2600m, Addington - Survey 3200m

Result	TAB no.	Horse (Barrier)	2600 to	2400m to
6th	5	Bright Glow (7)	2400m	2200m
		Position in running (margin)	-	4(7.1)
		Sectional time (s)	18.04	15.50
		Cumulative time (s)	199.25	181.21
		Speed (m/s)	11.09	12.90
		Stride length (m)	5.23	5.90
		Stride duration (s)	0.448	0.457
		Stride efficiency (%)	42.71	54.39
		Stride count	38.26	33.90

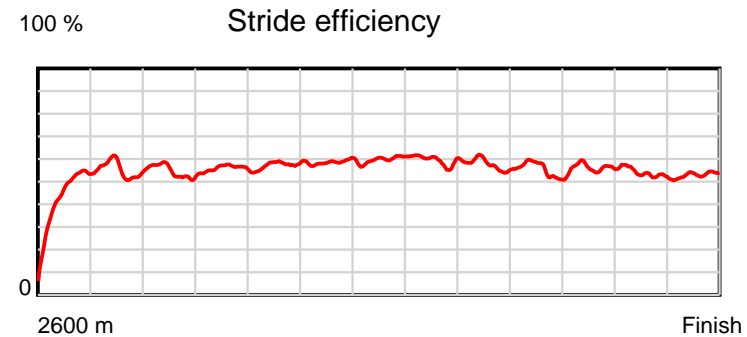
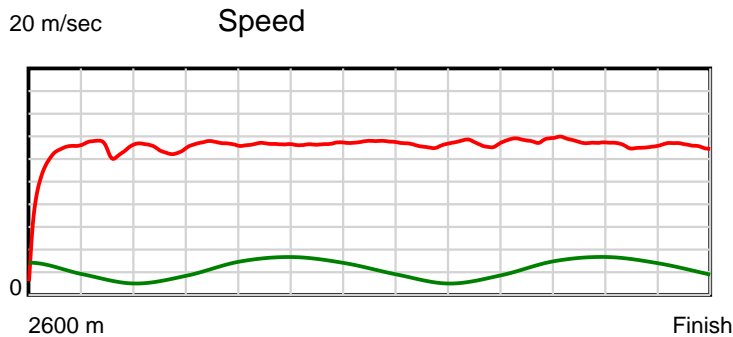
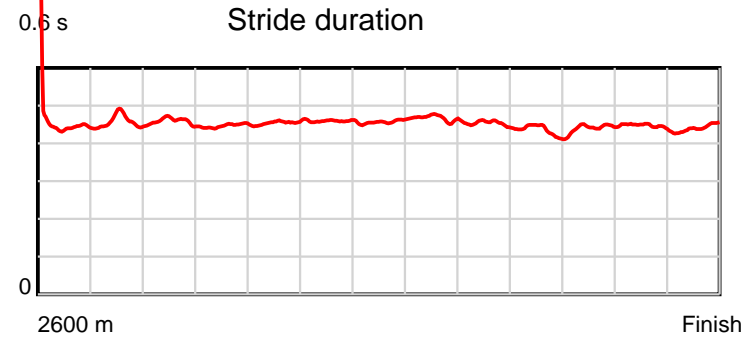
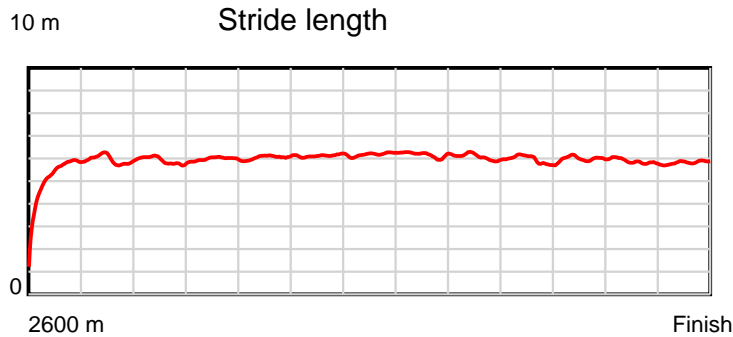
Disclaimer.

HRNZ and NZMTC and Thoroughbred Ratings Pty Ltd accepts no responsibility for the completeness or accuracy of any of the information contained herein, and makes no representations about its suitability for any particular purpose. Users should make their own judgements about those matters and/or seek independent advice. You assume all risks associated with use of the data provided on this page.

Race Results

June 09, 2022, Race 8, DUNSTAN HORSEFEEDS HANDICAP TROT, Distance 2600m, Addington - Survey 3200m

Result	TAB no.	Horse (Barrier)	2200m to	2000m to	1800m to	1600m to	1400m to	1200m to	1000m to	800m to	600m to	400m to	200m to	Total or	Margin
6th	5	Bright Glow (7)	2000m	1800m	1600m	1400m	1200m	1000m	800m	600m	400m	200m	WP	Average	
		Position in running (margin)	3(6.8)	3(3.2)	3(3.9)	3(3.4)	3(5.0)	3(4.3)	3(4.6)	3(3.5)	5(3.4)	5(5.3)	6(12.2)		16.20
		Sectional time (s)	15.65	14.98	15.13	15.15	14.75	15.34	14.97	14.59	14.86	15.26	15.03		
		Cumulative time (s)	165.71	150.06	135.08	119.95	104.80	90.05	74.71	59.74	45.15	30.29	15.03	3:19.25	
		Speed (m/s)	12.78	13.35	13.22	13.20	13.56	13.04	13.36	13.71	13.46	13.11	13.31	13.05	
		Stride length (m)	5.86	5.96	6.01	6.06	6.19	6.09	6.04	5.94	5.96	5.85	5.88	5.91	
		Stride duration (s)	0.459	0.447	0.454	0.459	0.457	0.467	0.452	0.433	0.442	0.446	0.442	0.453	
		Stride efficiency (%)	53.69	55.56	56.39	57.48	59.87	57.86	57.02	55.07	55.43	53.40	54.06	54.60	
		Stride count	34.12	33.54	33.29	32.98	32.31	32.87	33.11	33.69	33.58	34.21	34.00	439.86	



Note: Horizontal distance axis grid lines are 200m furlongs.

Disclaimer.

HRNZ and NZMTC and Thoroughbred Ratings Pty Ltd accepts no responsibility for the completeness or accuracy of any of the information contained herein, and makes no representations about its suitability for any particular purpose. Users should make their own judgements about those matters and/or seek independent advice. You assume all risks associated with use of the data provided on this page.



Race Results



June 09, 2022, Race 8, DUNSTAN HORSEFEEDS HANDICAP TROT, Distance 2600m, Addington - Survey 3200m

Result	TAB no.	Horse (Barrier)	2600 to	2400m to
7th	3	Willangus Lad (5)	2400m	2200m
		Position in running (margin)	-	2(1.5)
		Sectional time (s)	16.66	15.71
		Cumulative time (s)	200.16	183.50
		Speed (m/s)	12.01	12.73
		Stride length (m)	5.35	6.01
		Stride duration (s)	0.458	0.472
		Stride efficiency (%)	44.77	56.53
		Stride count	37.37	33.25

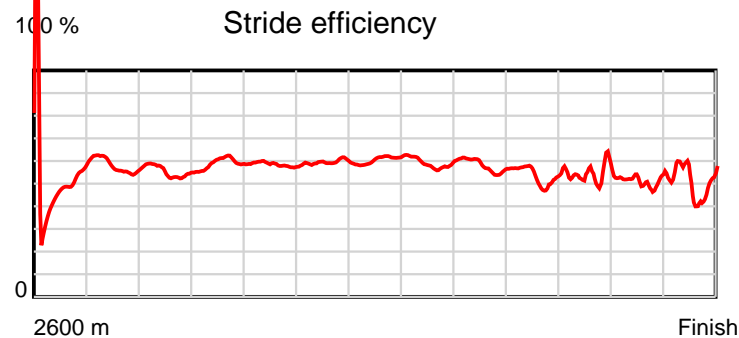
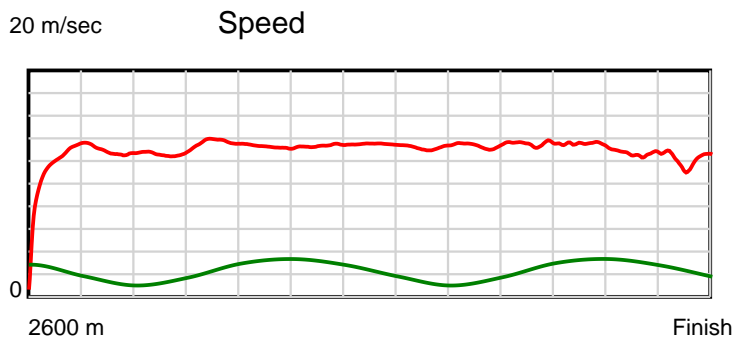
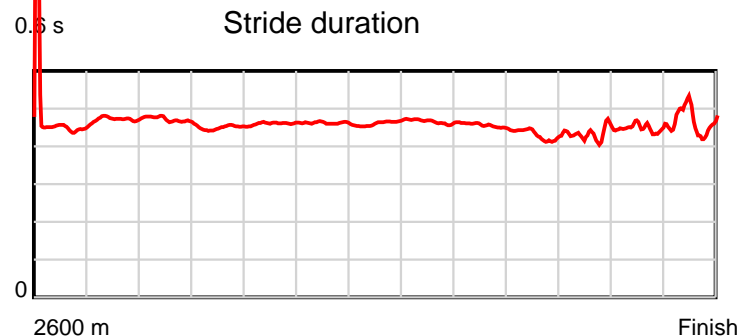
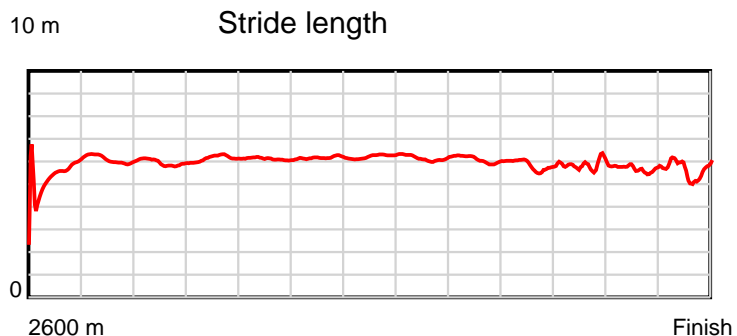
Disclaimer.

HRNZ and NZMTC and Thoroughbred Ratings Pty Ltd accepts no responsibility for the completeness or accuracy of any of the information contained herein, and makes no representations about its suitability for any particular purpose. Users should make their own judgements about those matters and/or seek independent advice. You assume all risks associated with use of the data provided on this page.

Race Results

June 09, 2022, Race 8, DUNSTAN HORSEFEEDS HANDICAP TROT, Distance 2600m, Addington - Survey 3200m

Result	TAB no.	Horse (Barrier)	2200m to	2000m to	1800m to	1600m to	1400m to	1200m to	1000m to	800m to	600m to	400m to	200m to	Total or	Margin
7th	3	Willangus Lad (5)	2000m	1800m	1600m	1400m	1200m	1000m	800m	600m	400m	200m	WP	Average	
		Position in running (margin)	2(2.4)	2(1.6)	1(0.0)	1(0.0)	1(0.0)	1(0.0)	1(0.0)	1(0.0)	1(0.0)	2(1.3)	4(10.1)		21.60
		Sectional time (s)	16.12	14.59	15.22	14.89	14.86	15.31	15.15	14.60	14.77	15.57	16.71		
		Cumulative time (s)	167.79	151.67	137.08	121.86	106.97	92.11	76.80	61.65	47.05	32.28	16.71	3:20.16	
		Speed (m/s)	12.41	13.71	13.14	13.43	13.46	13.06	13.20	13.70	13.54	12.85	11.97	12.99	
		Stride length (m)	5.84	6.16	6.06	6.20	6.21	6.08	6.00	5.82	5.74	5.63	5.46	5.88	
		Stride duration (s)	0.471	0.450	0.461	0.462	0.461	0.465	0.455	0.425	0.424	0.438	0.456	0.453	
		Stride efficiency (%)	53.34	59.39	57.32	60.13	60.26	57.75	56.35	52.99	51.51	49.54	46.58	54.00	
		Stride count	34.23	32.44	33.02	32.24	32.21	32.90	33.31	34.35	34.84	35.52	36.63	442.31	



Note: Horizontal distance axis grid lines are 200m furlongs.

Disclaimer.

HRNZ and NZMTC and Thoroughbred Ratings Pty Ltd accepts no responsibility for the completeness or accuracy of any of the information contained herein, and makes no representations about its suitability for any particular purpose. Users should make their own judgements about those matters and/or seek independent advice. You assume all risks associated with use of the data provided on this page.



Race Results



June 09, 2022, Race 8, DUNSTAN HORSEFEEDS HANDICAP TROT, Distance 2600m, Addington - Survey 3200m

Result	TAB no.	Horse (Barrier)	2600 to	2400m to
8th	2	Clyde (4)	2400m	2200m
		Position in running (margin)	-	5(9.0)
		Sectional time (s)	18.10	17.37
		Cumulative time (s)	200.68	182.58
		Speed (m/s)	11.05	11.51
		Stride length (m)	5.54	5.30
		Stride duration (s)	0.469	0.460
		Stride efficiency (%)	48.00	43.92
		Stride count	36.09	37.72

Disclaimer.

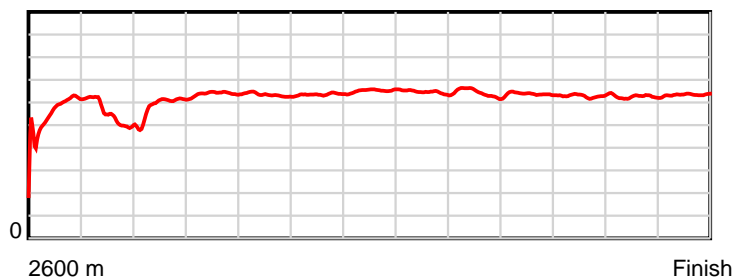
HRNZ and NZMTC and Thoroughbred Ratings Pty Ltd accepts no responsibility for the completeness or accuracy of any of the information contained herein, and makes no representations about its suitability for any particular purpose. Users should make their own judgements about those matters and/or seek independent advice. You assume all risks associated with use of the data provided on this page.

Race Results

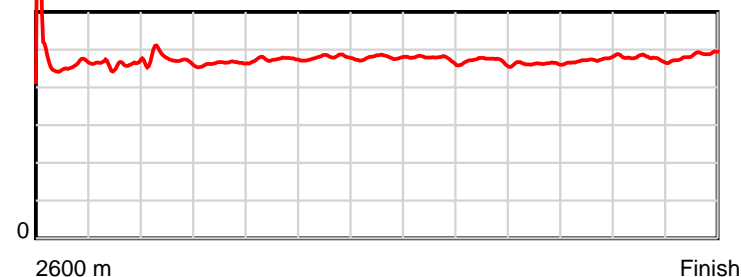
June 09, 2022, Race 8, DUNSTAN HORSEFEEDS HANDICAP TROT, Distance 2600m, Addington - Survey 3200m

Result	TAB no.	Horse (Barrier)	2200m to	2000m to	1800m to	1600m to	1400m to	1200m to	1000m to	800m to	600m to	400m to	200m to	Total or	Margin
8th	2	Clyde (4)	2000m	1800m	1600m	1400m	1200m	1000m	800m	600m	400m	200m	WP	Average	
		Position in running (margin)	8(19.9)	8(19.7)	8(17.6)	8(15.8)	8(15.6)	8(14.9)	8(12.3)	8(10.7)	8(9.8)	8(13.5)	8(19.4)		24.60
		Sectional time (s)	16.22	14.50	14.91	14.86	14.74	14.88	14.88	14.45	15.17	15.08	15.52		
		Cumulative time (s)	165.21	148.99	134.49	119.58	104.72	89.98	75.10	60.22	45.77	30.60	15.52	3:20.68	
		Speed (m/s)	12.33	13.79	13.41	13.46	13.57	13.44	13.44	13.84	13.18	13.26	12.89	12.96	
		Stride length (m)	5.84	6.40	6.36	6.46	6.50	6.39	6.32	6.41	6.25	6.32	6.26	6.16	
		Stride duration (s)	0.474	0.464	0.475	0.480	0.479	0.475	0.470	0.463	0.474	0.476	0.486	0.475	
		Stride efficiency (%)	53.28	64.04	63.29	65.13	66.08	63.85	62.38	64.23	61.00	62.38	61.26	59.26	
		Stride count	34.25	31.24	31.43	30.98	30.75	31.29	31.65	31.20	32.01	31.65	31.94	422.20	

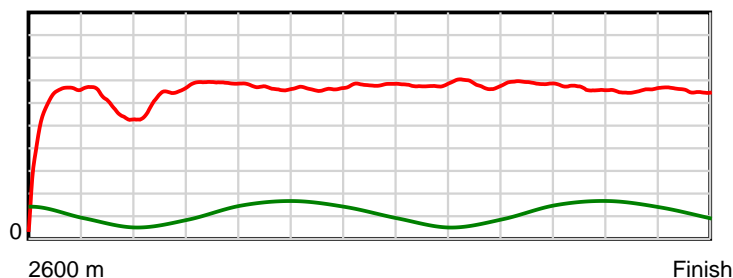
10 m Stride length



0.5 s Stride duration



20 m/sec Speed



100 % Stride efficiency



Note: Horizontal distance axis grid lines are 200m furlongs.

Disclaimer.

HRNZ and NZMTC and Thoroughbred Ratings Pty Ltd accepts no responsibility for the completeness or accuracy of any of the information contained herein, and makes no representations about its suitability for any particular purpose. Users should make their own judgements about those matters and/or seek independent advice. You assume all risks associated with use of the data provided on this page.