



Race Results

NZ Metropolitan Trotting Club Inc, HRNZ, June 12, 2022

Compilation date: June 12, 2022, 2:35:24 PM (NZST)

Copyright © 2022 HRNZ and NZMTC. All rights reserved.

Trademarks.

StrideMASTER is a registered trademark of Thoroughbred Ratings Pty Ltd.

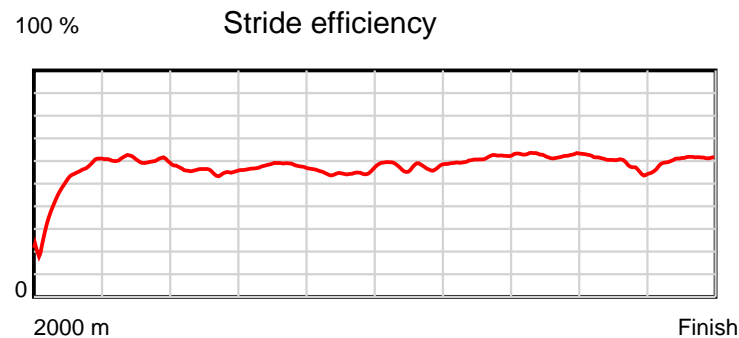
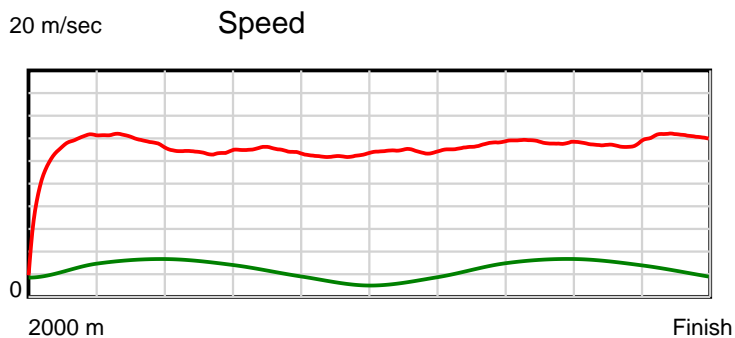
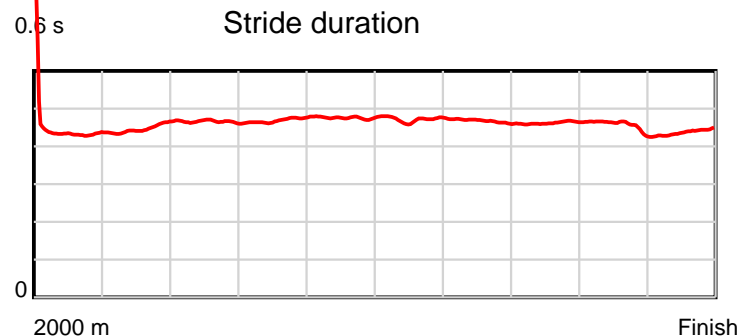
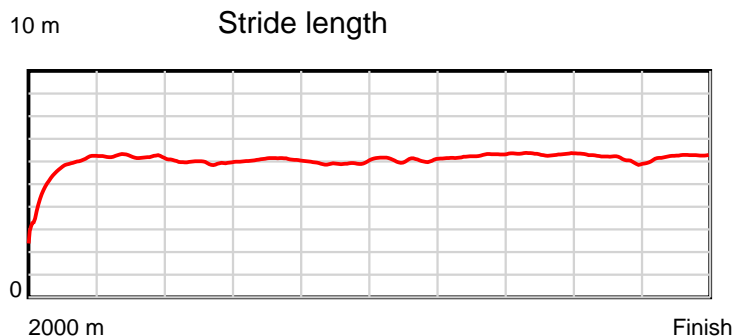
Disclaimer.

HRNZ and NZMTC and Thoroughbred Ratings Pty Ltd accepts no responsibility for the completeness or accuracy of any of the information contained herein, and makes no representations about its suitability for any particular purpose. Users should make their own judgements about those matters and/or seek independent advice. You assume all risks associated with use of the data provided on this page.

Race Results

June 12, 2022, Race 5, FAHEY FENCE HIRE PACE, Distance 2000m, Addington - Survey 3200m

Result	TAB no.	Horse (Barrier)	2000 to	1800m to	1600m to	1400m to	1200m to	1000m to	800m to	600m to	400m to	200m to	Total or	Margin
1st	5	Foveaux Gamble... (4)	1800m	1600m	1400m	1200m	1000m	800m	600m	400m	200m	WP	Average	
		Position in running (margin)	-	2(0.0)	2(2.4)	2(2.8)	3(2.0)	2(2.1)	2(2.2)	3(1.8)	2(1.1)	2(1.0)		0.00
		Sectional time (s)	16.21	14.30	15.46	15.35	16.06	15.64	14.91	14.57	14.82	14.03		
		Cumulative time (s)	151.35	135.14	120.84	105.38	90.03	73.97	58.33	43.42	28.85	14.03	2:31.35	
		Speed (m/s)	12.34	13.99	12.94	13.03	12.45	12.79	13.41	13.73	13.50	14.26	13.21	
		Stride length (m)	5.50	6.25	6.03	6.11	5.93	6.04	6.26	6.35	6.15	6.24	6.08	
		Stride duration (s)	0.436	0.447	0.466	0.469	0.476	0.472	0.467	0.462	0.456	0.438	0.460	
		Stride efficiency (%)	47.24	61.10	56.77	58.36	54.86	56.92	61.32	62.96	59.13	60.90	57.69	
		Stride count	36.38	31.98	33.18	32.73	33.75	33.14	31.93	31.51	32.51	32.04	329.15	



Note: Horizontal distance axis grid lines are 200m furlongs.

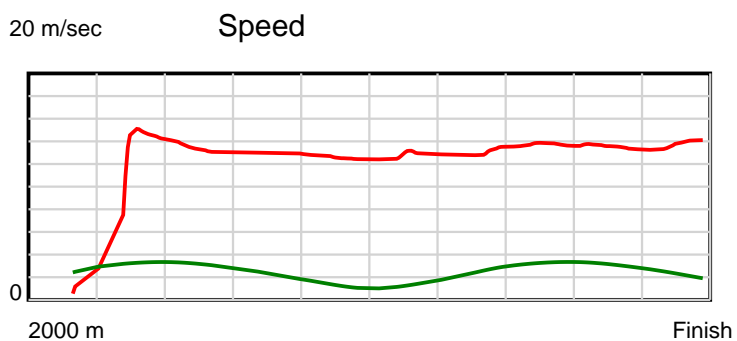
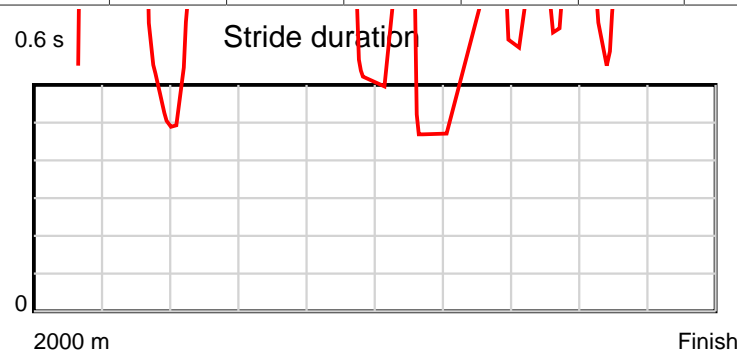
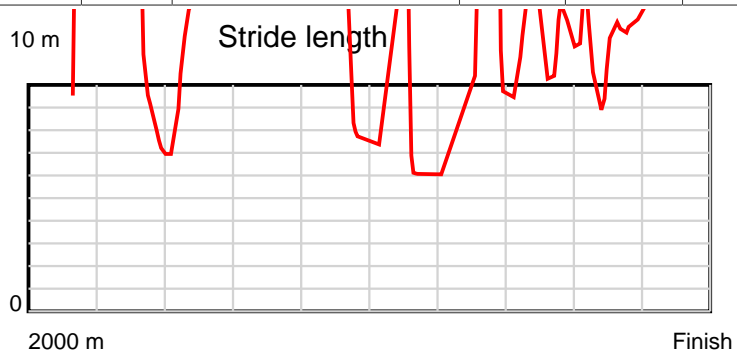
Disclaimer.

HRNZ and NZMTC and Thoroughbred Ratings Pty Ltd accepts no responsibility for the completeness or accuracy of any of the information contained herein, and makes no representations about its suitability for any particular purpose. Users should make their own judgements about those matters and/or seek independent advice. You assume all risks associated with use of the data provided on this page.

Race Results

June 12, 2022, Race 5, FAHEY FENCE HIRE PACE, Distance 2000m, Addington - Survey 3200m

Result	TAB no.	Horse (Barrier)	2000 to 1800m	1800m to 1600m	1600m to 1400m	1400m to 1200m	1200m to 1000m	1000m to 800m	800m to 600m	600m to 400m	400m to 200m	200m to WP	Total or Average	Margin
2nd	8	Reformed (7)												
		Position in running (margin)	-	1(0.0)	1(0.0)	1(0.0)	1(0.0)	1(0.0)	1(0.0)	1(0.0)	1(0.0)	1(0.0)		0.30
		Sectional time (s)	16.31	13.90	15.39	15.47	16.04	15.63	14.98	14.68	14.84	14.16		
		Cumulative time (s)	151.40	135.09	121.19	105.80	90.33	74.29	58.66	43.68	29.00	14.16	2:31.40	
		Speed (m/s)	12.26	14.39	13.00	12.93	12.47	12.80	13.35	13.62	13.48	14.12	13.21	
		Stride length (m)	21.87	10.53	12.05	30.83	7.93	8.18	16.37	9.59	9.74	13.17	11.79	
		Stride duration (s)	1.776	0.732	0.927	2.385	0.636	0.639	1.226	0.704	0.723	0.932	0.892	
		Stride efficiency (%)	747.13	173.15	226.77	1485.46	98.27	104.63	418.68	143.82	148.34	270.87	217.08	
		Stride count	9.15	19.00	16.60	6.49	25.22	24.44	12.22	20.85	20.53	15.19	169.69	



Note: Horizontal distance axis grid lines are 200m furlongs.

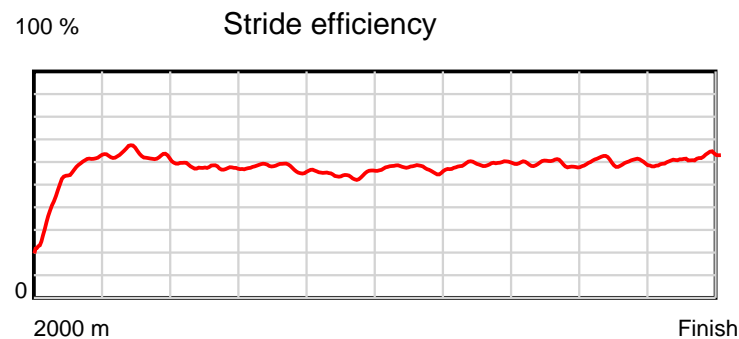
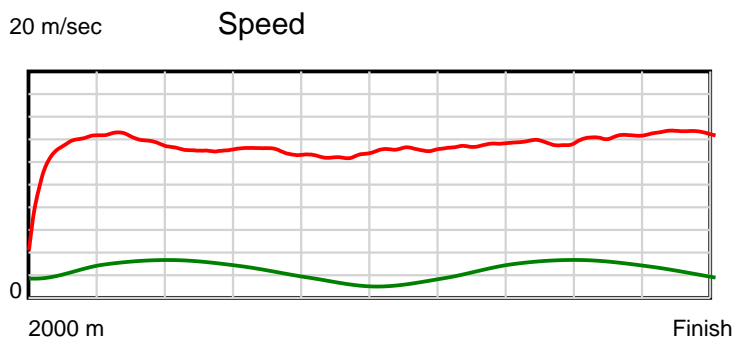
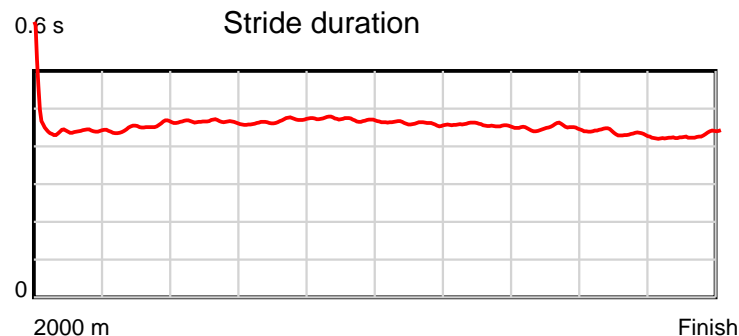
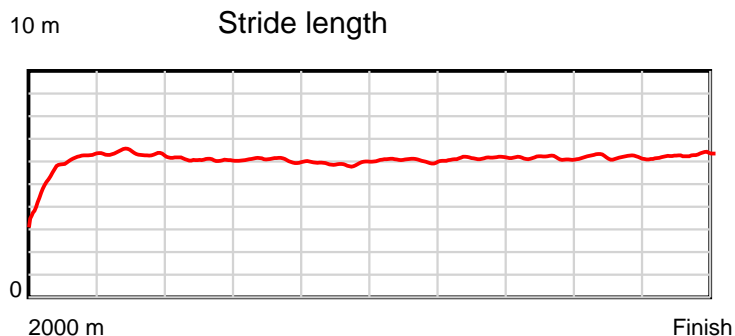
Disclaimer.

HRNZ and NZMTC and Thoroughbred Ratings Pty Ltd accepts no responsibility for the completeness or accuracy of any of the information contained herein, and makes no representations about its suitability for any particular purpose. Users should make their own judgements about those matters and/or seek independent advice. You assume all risks associated with use of the data provided on this page.

Race Results

June 12, 2022, Race 5, FAHEY FENCE HIRE PACE, Distance 2000m, Addington - Survey 3200m

Result	TAB no.	Horse (Barrier)	2000 to 1800m	1800m to 1600m	1600m to 1400m	1400m to 1200m	1200m to 1000m	1000m to 800m	800m to 600m	600m to 400m	400m to 200m	200m to WP	Total or Average	Margin
3rd	12	Frank Burns (11)												
		Position in running (margin)	-	7(5.1)	8(8.4)	8(8.6)	8(8.3)	9(8.4)	9(8.0)	8(7.1)	9(8.0)	7(4.2)		0.60
		Sectional time (s)	17.04	14.44	15.43	15.42	16.06	15.55	14.84	14.83	14.20	13.65		
		Cumulative time (s)	151.46	134.42	119.98	104.55	89.13	73.07	57.52	42.68	27.85	13.65	2:31.46	
		Speed (m/s)	11.74	13.85	12.96	12.97	12.45	12.86	13.48	13.49	14.08	14.65	13.20	
		Stride length (m)	5.70	6.25	6.03	6.07	5.87	5.92	6.14	6.05	6.11	6.30	6.04	
		Stride duration (s)	0.443	0.451	0.465	0.468	0.471	0.461	0.456	0.449	0.434	0.430	0.457	
		Stride efficiency (%)	50.73	61.05	56.74	57.50	53.77	54.85	59.00	57.23	58.28	62.02	56.98	
		Stride count	35.10	32.00	33.19	32.97	34.10	33.76	32.55	33.05	32.75	31.75	331.22	



Note: Horizontal distance axis grid lines are 200m furlongs.

Disclaimer.

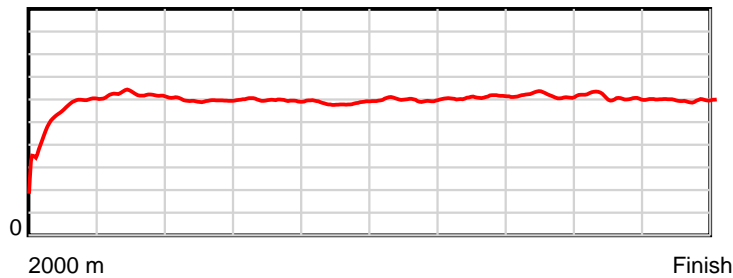
HRNZ and NZMTC and Thoroughbred Ratings Pty Ltd accepts no responsibility for the completeness or accuracy of any of the information contained herein, and makes no representations about its suitability for any particular purpose. Users should make their own judgements about those matters and/or seek independent advice. You assume all risks associated with use of the data provided on this page.

Race Results

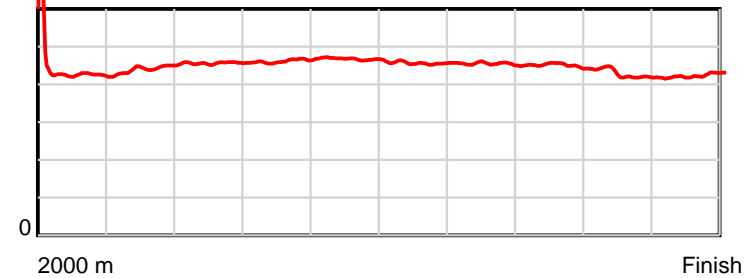
June 12, 2022, Race 5, FAHEY FENCE HIRE PACE, Distance 2000m, Addington - Survey 3200m

Result	TAB no.	Horse (Barrier)	2000 to	1800m to	1600m to	1400m to	1200m to	1000m to	800m to	600m to	400m to	200m to	Total or	Margin
4th	2	Scared Stiff (1)	1800m	1600m	1400m	1200m	1000m	800m	600m	400m	200m	WP	Average	
		Position in running (margin)	-	5(3.1)	5(6.5)	6(6.6)	6(6.4)	7(6.2)	7(5.7)	6(5.0)	7(5.8)	4(2.9)		2.30
		Sectional time (s)	16.78	14.48	15.42	15.43	16.01	15.53	14.86	14.82	14.35	14.06		
		Cumulative time (s)	151.74	134.96	120.48	105.06	89.63	73.62	58.09	43.23	28.41	14.06	2:31.74	
		Speed (m/s)	11.92	13.81	12.97	12.96	12.49	12.88	13.46	13.50	13.94	14.22	13.18	
		Stride length (m)	5.27	6.08	5.92	5.99	5.84	5.87	6.12	6.06	5.94	6.03	5.90	
		Stride duration (s)	0.437	0.440	0.457	0.462	0.467	0.456	0.455	0.449	0.426	0.424	0.448	
		Stride efficiency (%)	43.44	57.82	54.84	56.00	53.26	53.86	58.46	57.43	55.08	56.87	54.44	
		Stride count	37.93	32.88	33.76	33.41	34.26	34.07	32.70	32.99	33.69	33.15	338.84	

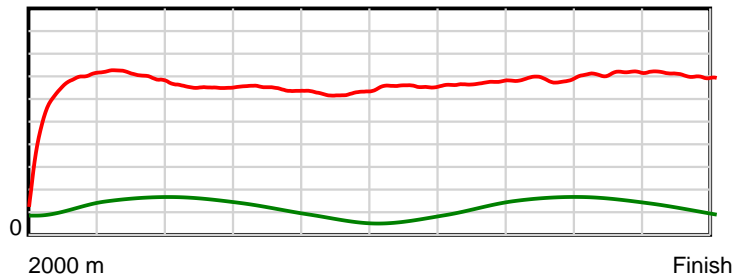
10 m Stride length



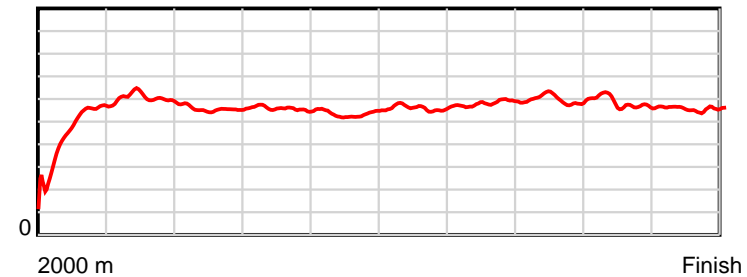
0.5 s Stride duration



20 m/sec Speed



100 % Stride efficiency



Note: Horizontal distance axis grid lines are 200m furlongs.

Disclaimer.

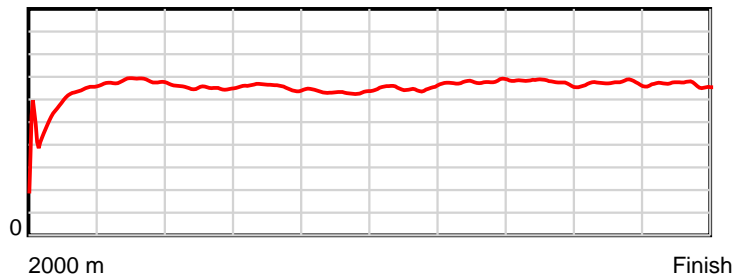
HRNZ and NZMTC and Thoroughbred Ratings Pty Ltd accepts no responsibility for the completeness or accuracy of any of the information contained herein, and makes no representations about its suitability for any particular purpose. Users should make their own judgements about those matters and/or seek independent advice. You assume all risks associated with use of the data provided on this page.

Race Results

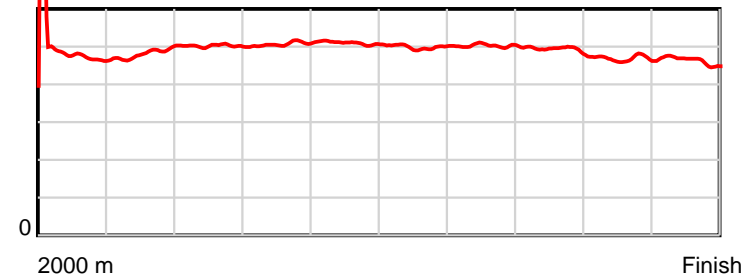
June 12, 2022, Race 5, FAHEY FENCE HIRE PACE, Distance 2000m, Addington - Survey 3200m

Result	TAB no.	Horse (Barrier)	2000 to	1800m to	1600m to	1400m to	1200m to	1000m to	800m to	600m to	400m to	200m to	Total or	Margin
5th	9	Atomic Travell... (8)	1800m	1600m	1400m	1200m	1000m	800m	600m	400m	200m	WP	Average	
		Position in running (margin)	-	9(7.3)	9(10.6)	10(10.8)	10(10.1)	10(10.6)	10(10.6)	10(9.4)	10(10.2)	8(4.5)		2.50
		Sectional time (s)	17.40	14.47	15.42	15.36	16.12	15.63	14.79	14.81	13.90	13.88		
		Cumulative time (s)	151.78	134.38	119.91	104.49	89.13	73.01	57.38	42.59	27.78	13.88	2:31.78	
		Speed (m/s)	11.50	13.82	12.97	13.02	12.41	12.80	13.52	13.50	14.39	14.41	13.18	
		Stride length (m)	5.73	6.68	6.50	6.61	6.31	6.38	6.78	6.64	6.74	6.64	6.49	
		Stride duration (s)	0.491	0.483	0.501	0.508	0.509	0.498	0.501	0.492	0.468	0.461	0.492	
		Stride efficiency (%)	51.22	69.66	66.06	68.29	62.28	63.57	71.80	68.92	70.96	68.87	65.73	
		Stride count	34.93	29.96	30.76	30.25	31.68	31.36	29.51	30.12	29.68	30.13	308.38	

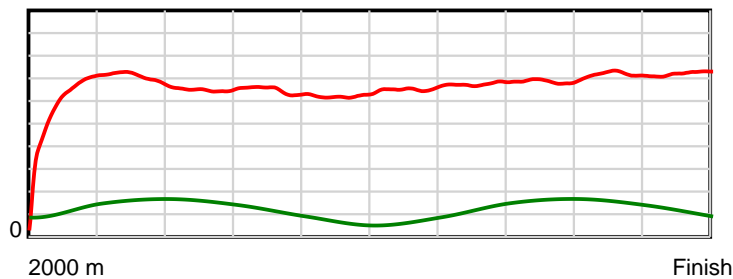
10 m Stride length



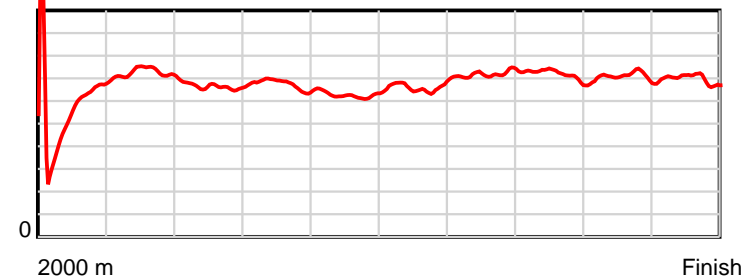
0.6 s Stride duration



20 m/sec Speed



100 % Stride efficiency



Note: Horizontal distance axis grid lines are 200m furlongs.

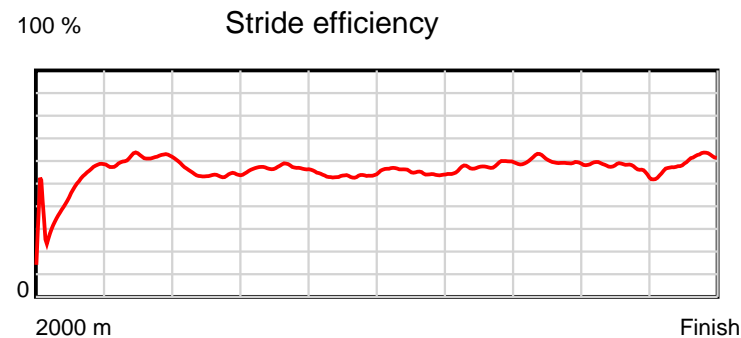
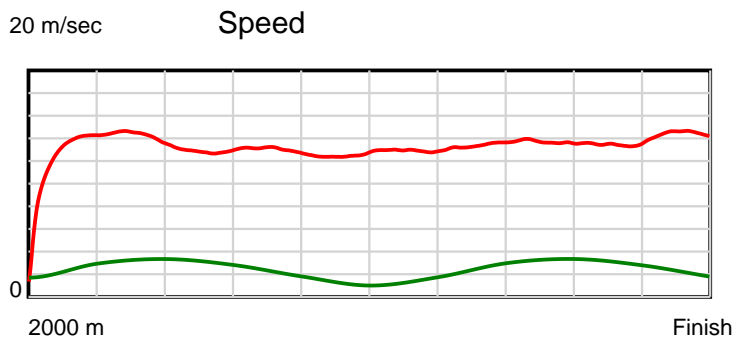
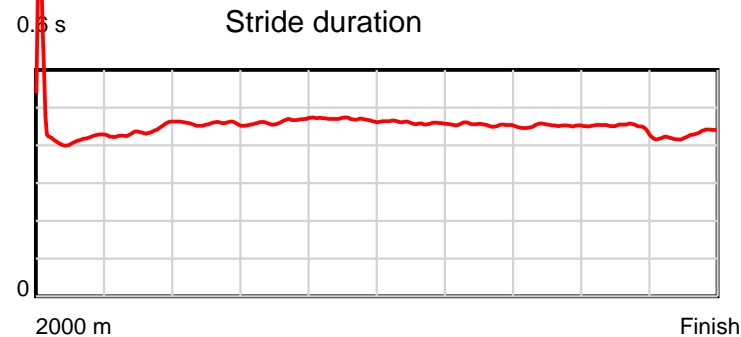
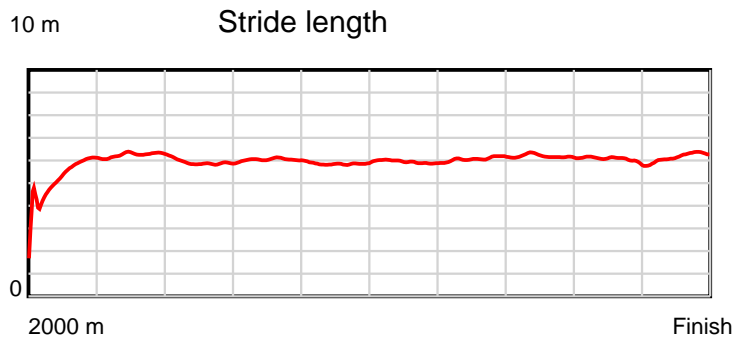
Disclaimer.

HRNZ and NZMTC and Thoroughbred Ratings Pty Ltd accepts no responsibility for the completeness or accuracy of any of the information contained herein, and makes no representations about its suitability for any particular purpose. Users should make their own judgements about those matters and/or seek independent advice. You assume all risks associated with use of the data provided on this page.

Race Results

June 12, 2022, Race 5, FAHEY FENCE HIRE PACE, Distance 2000m, Addington - Survey 3200m

Result	TAB no.	Horse (Barrier)	2000 to	1800m to	1600m to	1400m to	1200m to	1000m to	800m to	600m to	400m to	200m to	Total or	Margin
6th	1	Charlie's Ace (0)	1800m	1600m	1400m	1200m	1000m	800m	600m	400m	200m	WP	Average	
		Position in running (margin)	-	8(5.3)	6(6.9)	7(7.4)	7(6.7)	6(5.7)	6(5.0)	7(5.0)	6(5.6)	9(5.6)		3.00
		Sectional time (s)	16.99	14.16	15.49	15.34	15.88	15.52	14.98	14.77	14.85	13.89		
		Cumulative time (s)	151.87	134.88	120.72	105.23	89.89	74.01	58.49	43.51	28.74	13.89	2:31.87	
		Speed (m/s)	11.77	14.12	12.91	13.04	12.59	12.89	13.35	13.54	13.47	14.40	13.17	
		Stride length (m)	5.25	6.20	5.91	6.04	5.91	5.93	6.07	6.12	6.04	6.18	5.95	
		Stride duration (s)	0.434	0.439	0.458	0.464	0.469	0.460	0.454	0.452	0.449	0.429	0.452	
		Stride efficiency (%)	43.09	60.09	54.57	57.05	54.54	54.89	57.49	58.48	57.04	59.67	55.36	
		Stride count	38.09	32.25	33.84	33.10	33.85	33.75	32.97	32.69	33.10	32.37	336.01	



Note: Horizontal distance axis grid lines are 200m furlongs.

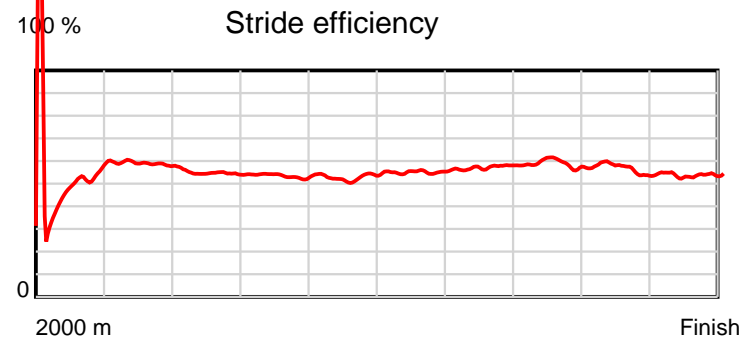
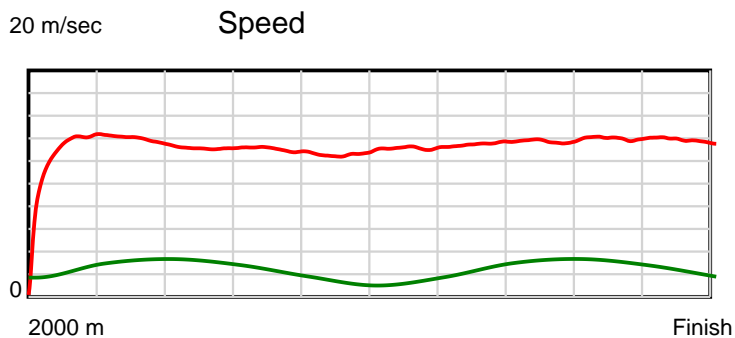
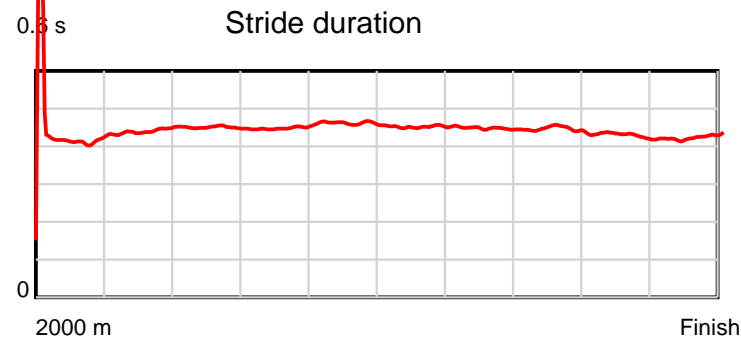
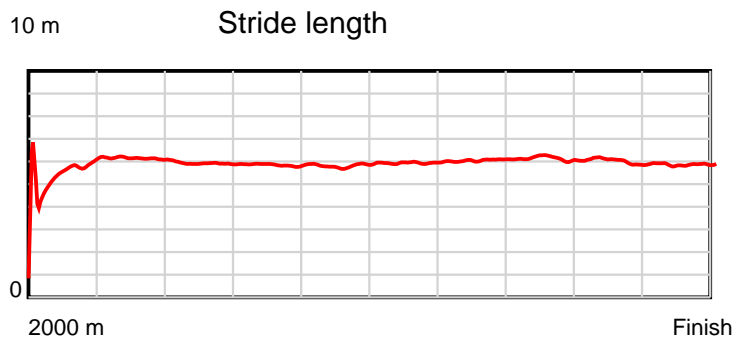
Disclaimer.

HRNZ and NZMTC and Thoroughbred Ratings Pty Ltd accepts no responsibility for the completeness or accuracy of any of the information contained herein, and makes no representations about its suitability for any particular purpose. Users should make their own judgements about those matters and/or seek independent advice. You assume all risks associated with use of the data provided on this page.

Race Results

June 12, 2022, Race 5, FAHEY FENCE HIRE PACE, Distance 2000m, Addington - Survey 3200m

Result	TAB no.	Horse (Barrier)	2000 to	1800m to	1600m to	1400m to	1200m to	1000m to	800m to	600m to	400m to	200m to	Total or	Margin
7th	6	Styx Sweetie (5)	1800m	1600m	1400m	1200m	1000m	800m	600m	400m	200m	WP	Average	
		Position in running (margin)	-	3(0.1)	3(4.6)	4(5.0)	5(4.3)	4(4.5)	5(4.2)	4(3.1)	5(4.2)	6(3.1)		4.00
		Sectional time (s)	16.09	14.66	15.45	15.36	16.08	15.57	14.80	14.87	14.65	14.51		
		Cumulative time (s)	152.04	135.95	121.29	105.84	90.48	74.40	58.83	44.03	29.16	14.51	2:32.04	
		Speed (m/s)	12.43	13.64	12.94	13.02	12.44	12.85	13.51	13.45	13.65	13.78	13.15	
		Stride length (m)	5.39	6.00	5.83	5.84	5.74	5.80	6.05	5.99	5.86	5.86	5.83	
		Stride duration (s)	0.430	0.440	0.450	0.448	0.462	0.452	0.448	0.445	0.429	0.425	0.443	
		Stride efficiency (%)	45.44	56.26	53.09	53.30	51.50	52.61	57.21	56.00	53.62	53.61	53.12	
		Stride count	37.09	33.33	34.31	34.24	34.84	34.47	33.06	33.41	34.14	34.15	343.04	



Note: Horizontal distance axis grid lines are 200m furlongs.

Disclaimer.

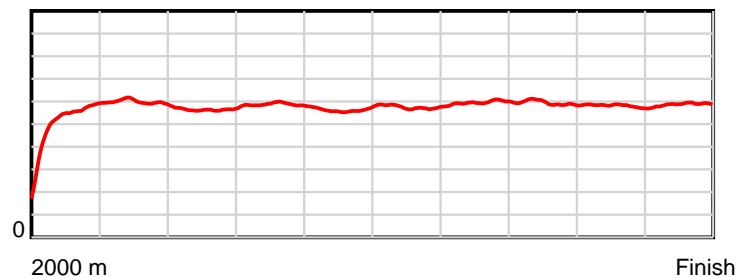
HRNZ and NZMTC and Thoroughbred Ratings Pty Ltd accepts no responsibility for the completeness or accuracy of any of the information contained herein, and makes no representations about its suitability for any particular purpose. Users should make their own judgements about those matters and/or seek independent advice. You assume all risks associated with use of the data provided on this page.

Race Results

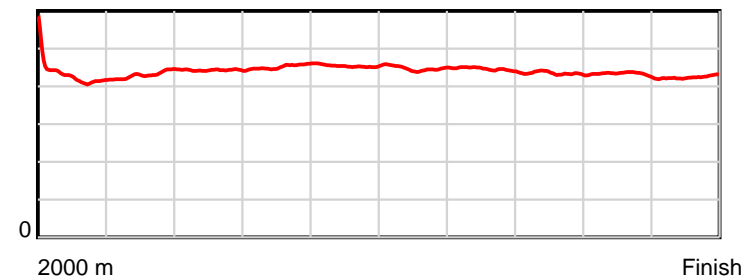
June 12, 2022, Race 5, FAHEY FENCE HIRE PACE, Distance 2000m, Addington - Survey 3200m

Result	TAB no.	Horse (Barrier)	2000 to	1800m to	1600m to	1400m to	1200m to	1000m to	800m to	600m to	400m to	200m to	Total or	Margin
8th	4	Mark Dunnett (3)	1800m	1600m	1400m	1200m	1000m	800m	600m	400m	200m	WP	Average	
		Position in running (margin)	-	4(1.4)	4(4.8)	5(5.3)	4(4.2)	5(4.6)	4(4.1)	5(3.7)	4(3.9)	5(3.0)		4.30
		Sectional time (s)	16.55	14.47	15.47	15.29	16.11	15.54	14.92	14.71	14.70	14.33		
		Cumulative time (s)	152.09	135.54	121.07	105.60	90.31	74.20	58.66	43.74	29.03	14.33	2:32.09	
		Speed (m/s)	12.09	13.82	12.93	13.08	12.41	12.87	13.40	13.60	13.61	13.96	13.15	
		Stride length (m)	5.23	5.97	5.72	5.92	5.63	5.75	5.98	5.91	5.89	5.92	5.78	
		Stride duration (s)	0.427	0.432	0.443	0.453	0.454	0.447	0.446	0.434	0.433	0.424	0.440	
		Stride efficiency (%)	42.75	55.61	51.14	54.73	49.60	51.73	55.80	54.53	54.23	54.77	52.26	
		Stride count	38.24	33.52	34.96	33.80	35.50	34.76	33.47	33.86	33.95	33.78	345.84	

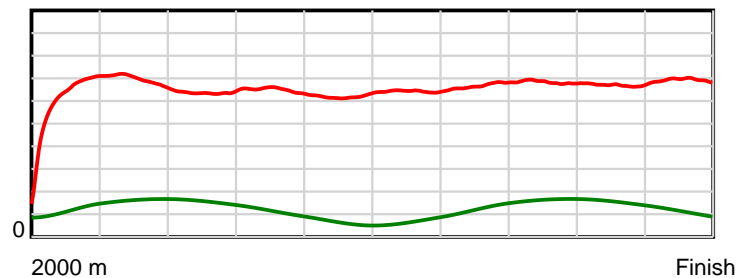
10 m Stride length



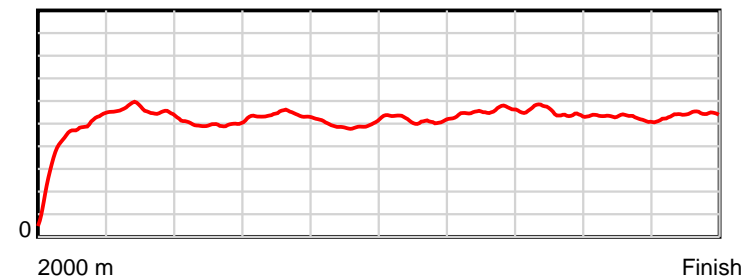
0.6 s Stride duration



20 m/sec Speed



100 % Stride efficiency



Note: Horizontal distance axis grid lines are 200m furlongs.

Disclaimer.

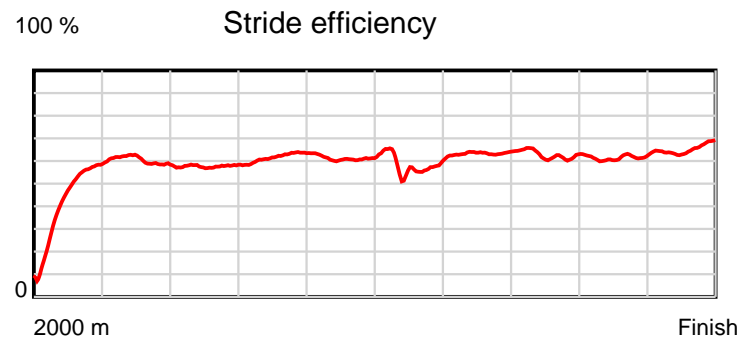
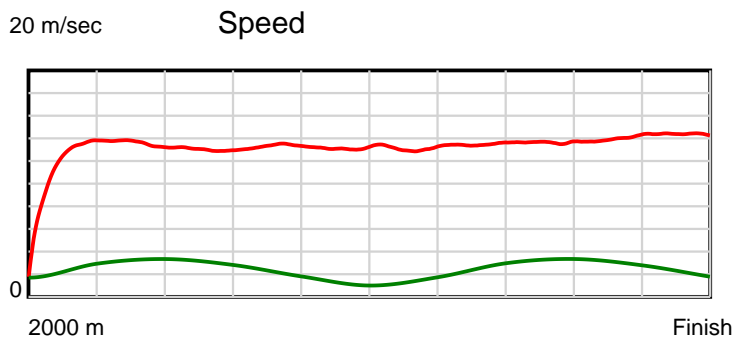
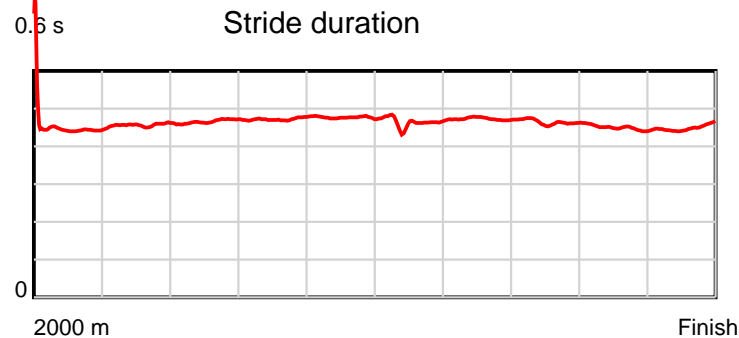
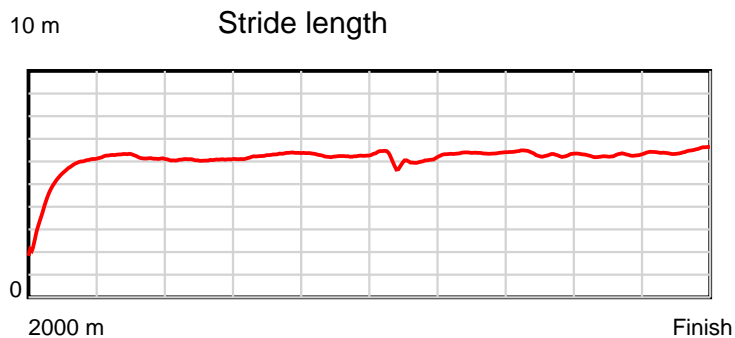
HRNZ and NZMTC and Thoroughbred Ratings Pty Ltd accepts no responsibility for the completeness or accuracy of any of the information contained herein, and makes no representations about its suitability for any particular purpose. Users should make their own judgements about those matters and/or seek independent advice. You assume all risks associated with use of the data provided on this page.



Race Results

June 12, 2022, Race 5, FAHEY FENCE HIRE PACE, Distance 2000m, Addington - Survey 3200m

Result	TAB no.	Horse (Barrier)	2000 to	1800m to	1600m to	1400m to	1200m to	1000m to	800m to	600m to	400m to	200m to	Total or	Margin
9th	10	Szybka Lane (9)	1800m	1600m	1400m	1200m	1000m	800m	600m	400m	200m	WP	Average	
		Position in running (margin)	-	11(14.8)	11(20.6)	11(20.3)	11(18.1)	11(13.9)	11(12.2)	11(11.0)	11(10.3)	10(6.7)		4.90
		Sectional time (s)	18.72	14.89	15.34	15.11	15.33	15.35	14.78	14.56	14.25	13.86		
		Cumulative time (s)	152.19	133.47	118.58	103.24	88.13	72.80	57.45	42.67	28.11	13.86	2:32.19	
		Speed (m/s)	10.68	13.43	13.04	13.24	13.05	13.03	13.53	13.74	14.04	14.43	13.14	
		Stride length (m)	4.86	6.14	6.07	6.25	6.21	6.03	6.39	6.37	6.30	6.50	6.07	
		Stride duration (s)	0.447	0.457	0.466	0.472	0.476	0.462	0.473	0.464	0.449	0.450	0.462	
		Stride efficiency (%)	36.84	58.88	57.60	61.05	60.31	56.74	63.85	63.48	61.95	65.99	57.64	
		Stride count	41.19	32.58	32.94	32.00	32.19	33.19	31.29	31.38	31.76	30.78	329.30	



Note: Horizontal distance axis grid lines are 200m furlongs.

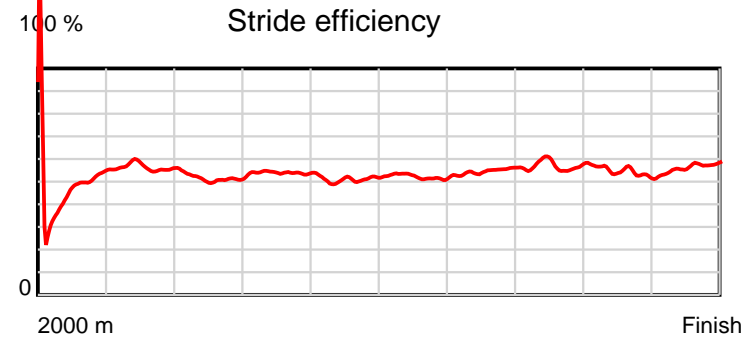
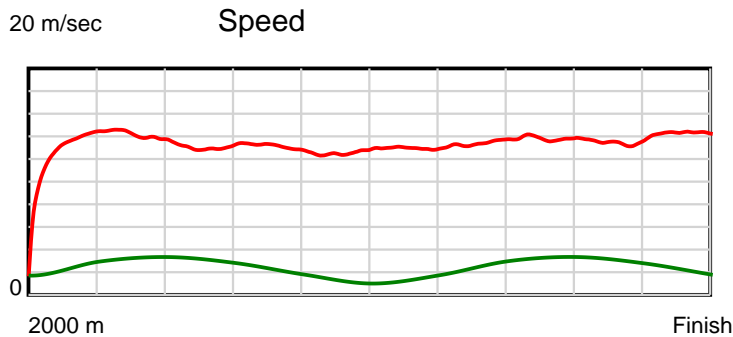
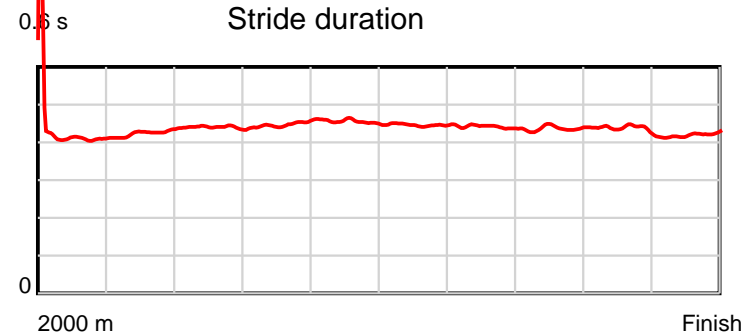
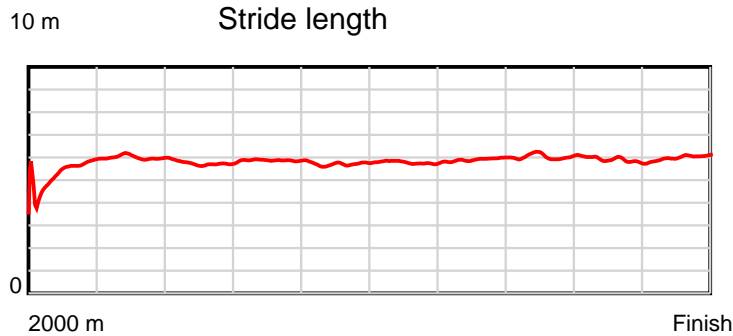
Disclaimer.

HRNZ and NZMTC and Thoroughbred Ratings Pty Ltd accepts no responsibility for the completeness or accuracy of any of the information contained herein, and makes no representations about its suitability for any particular purpose. Users should make their own judgements about those matters and/or seek independent advice. You assume all risks associated with use of the data provided on this page.

Race Results

June 12, 2022, Race 5, FAHEY FENCE HIRE PACE, Distance 2000m, Addington - Survey 3200m

Result	TAB no.	Horse (Barrier)	2000 to	1800m to	1600m to	1400m to	1200m to	1000m to	800m to	600m to	400m to	200m to	Total or	Margin
10th	11	Moody River (10)	1800m	1600m	1400m	1200m	1000m	800m	600m	400m	200m	WP	Average	
		Position in running (margin)	-	10(8.0)	10(11.0)	9(10.0)	9(8.5)	8(8.2)	8(7.8)	9(7.2)	8(8.0)	11(7.7)		5.00
		Sectional time (s)	17.45	14.40	15.22	15.22	16.00	15.56	14.89	14.80	14.80	13.87		
		Cumulative time (s)	152.21	134.76	120.36	105.14	89.92	73.92	58.36	43.47	28.67	13.87	2:32.21	
		Speed (m/s)	11.46	13.89	13.14	13.14	12.50	12.85	13.43	13.51	13.51	14.42	13.14	
		Stride length (m)	5.24	5.90	5.78	5.88	5.69	5.73	5.93	5.90	5.91	6.06	5.79	
		Stride duration (s)	0.414	0.425	0.440	0.447	0.455	0.446	0.441	0.437	0.437	0.420	0.441	
		Stride efficiency (%)	42.85	54.33	52.21	54.00	50.63	51.34	54.90	54.41	54.50	57.34	52.43	
		Stride count	38.19	33.92	34.60	34.02	35.14	34.89	33.74	33.89	33.86	33.02	345.27	



Note: Horizontal distance axis grid lines are 200m furlongs.

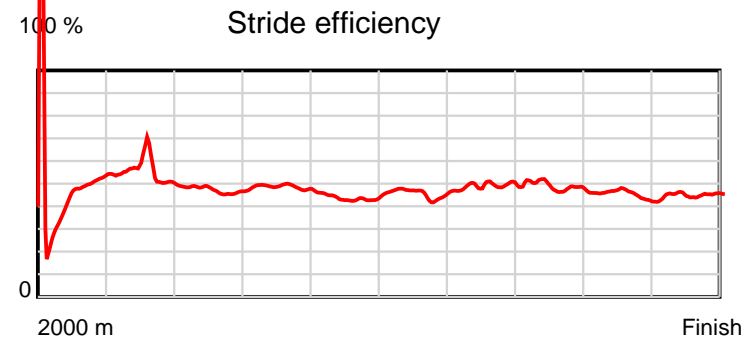
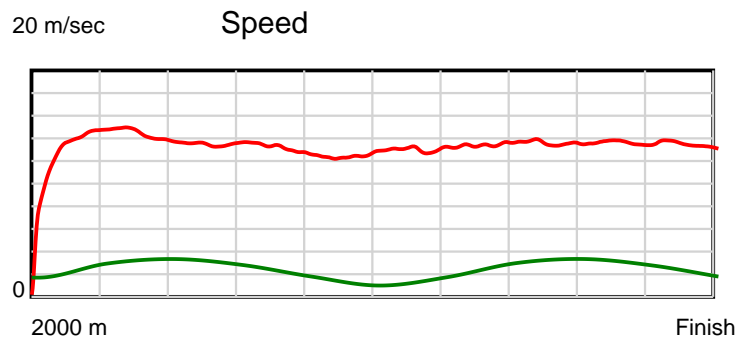
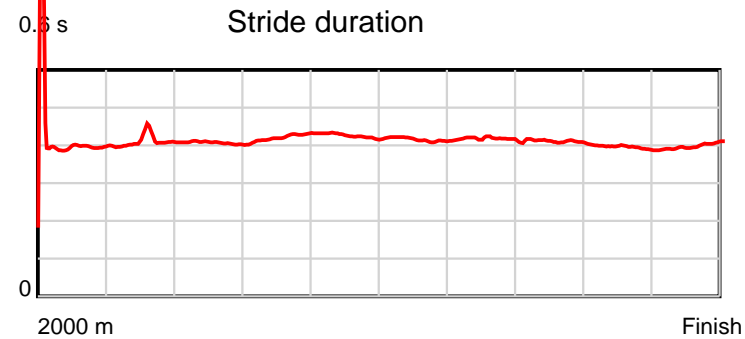
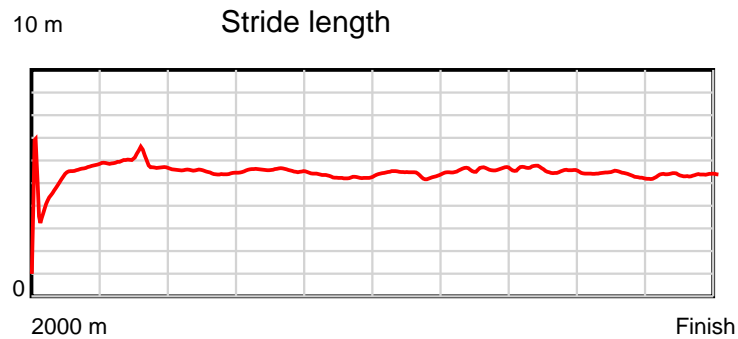
Disclaimer.

HRNZ and NZMTC and Thoroughbred Ratings Pty Ltd accepts no responsibility for the completeness or accuracy of any of the information contained herein, and makes no representations about its suitability for any particular purpose. Users should make their own judgements about those matters and/or seek independent advice. You assume all risks associated with use of the data provided on this page.

Race Results

June 12, 2022, Race 5, FAHEY FENCE HIRE PACE, Distance 2000m, Addington - Survey 3200m

Result	TAB no.	Horse (Barrier)	2000 to 1800m	1800m to 1600m	1600m to 1400m	1400m to 1200m	1200m to 1000m	1000m to 800m	800m to 600m	600m to 400m	400m to 200m	200m to WP	Total or Average	Margin
11th	3	Phone Tap (2)												
		Position in running (margin)	-	6(4.7)	7(7.3)	3(4.2)	2(1.9)	3(2.4)	3(2.4)	2(1.4)	3(2.3)	3(2.0)		6.50
		Sectional time (s)	17.00	14.35	14.87	15.09	16.12	15.63	14.82	14.84	14.80	14.94		
		Cumulative time (s)	152.46	135.46	121.11	106.24	91.15	75.03	59.40	44.58	29.74	14.94	2:32.46	
		Speed (m/s)	11.77	13.94	13.45	13.25	12.41	12.80	13.50	13.48	13.51	13.39	13.12	
		Stride length (m)	4.98	5.69	5.47	5.60	5.27	5.32	5.60	5.52	5.33	5.36	5.41	
		Stride duration (s)	0.410	0.408	0.406	0.422	0.425	0.415	0.415	0.410	0.394	0.400	0.412	
		Stride efficiency (%)	38.77	50.61	46.72	49.00	43.43	44.15	49.06	47.66	44.36	44.87	45.68	
		Stride count	40.16	35.14	36.58	35.71	37.94	37.63	35.69	36.22	37.54	37.32	369.93	



Note: Horizontal distance axis grid lines are 200m furlongs.

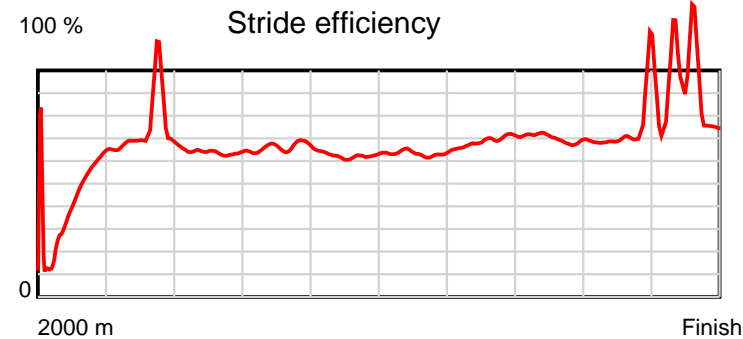
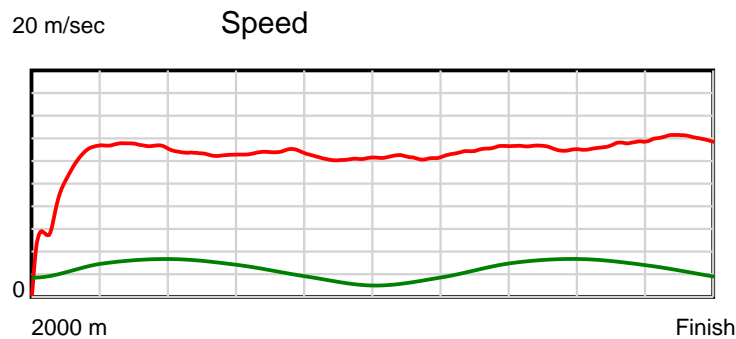
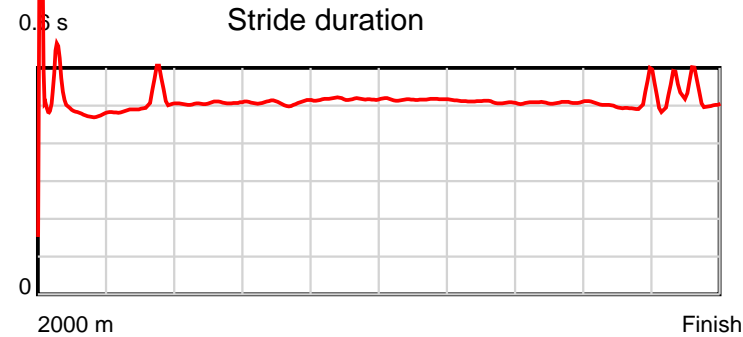
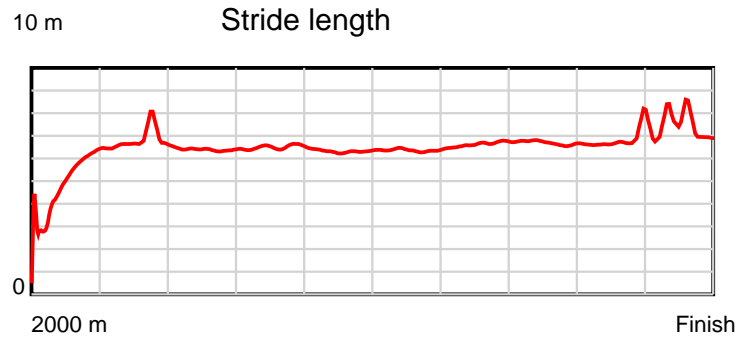
Disclaimer.

HRNZ and NZMTC and Thoroughbred Ratings Pty Ltd accepts no responsibility for the completeness or accuracy of any of the information contained herein, and makes no representations about its suitability for any particular purpose. Users should make their own judgements about those matters and/or seek independent advice. You assume all risks associated with use of the data provided on this page.

Race Results

June 12, 2022, Race 5, FAHEY FENCE HIRE PACE, Distance 2000m, Addington - Survey 3200m

Result	TAB no.	Horse (Barrier)	2000 to 1800m	1800m to 1600m	1600m to 1400m	1400m to 1200m	1200m to 1000m	1000m to 800m	800m to 600m	600m to 400m	400m to 200m	200m to WP	Total or Average	Margin
12th	7	Proteus (6)												
		Position in running (margin)	-	12(41.9)	12(49.8)	12(53.1)	12(53.4)	12(54.7)	12(59.2)	12(61.4)	12(65.4)	12(65.5)		64.90
		Sectional time (s)	23.26	15.22	15.94	15.52	16.26	16.38	15.35	15.36	14.85	14.25		
		Cumulative time (s)	162.39	139.13	123.91	107.97	92.45	76.19	59.81	44.46	29.10	14.25	2:42.39	
		Speed (m/s)	8.60	13.14	12.55	12.89	12.30	12.21	13.03	13.02	13.47	14.04	12.32	
		Stride length (m)	4.53	6.60	6.36	6.54	6.37	6.30	6.64	6.62	6.76	7.17	6.30	
		Stride duration (s)	0.515	0.502	0.507	0.508	0.518	0.516	0.509	0.508	0.502	0.511	0.511	
		Stride efficiency (%)	32.02	67.97	63.12	66.83	63.42	62.07	68.86	68.49	71.50	80.36	62.01	
		Stride count	44.18	30.32	31.47	30.58	31.40	31.73	30.13	30.21	29.57	27.89	317.48	



Note: Horizontal distance axis grid lines are 200m furlongs.

Disclaimer.

HRNZ and NZMTC and Thoroughbred Ratings Pty Ltd accepts no responsibility for the completeness or accuracy of any of the information contained herein, and makes no representations about its suitability for any particular purpose. Users should make their own judgements about those matters and/or seek independent advice. You assume all risks associated with use of the data provided on this page.