



Race Results

NZ Metropolitan Trotting Club Inc, HRNZ, June 24, 2022

Compilation date: June 24, 2022, 4:50:28 PM (NZST)

Copyright © 2022 HRNZ and NZMTC. All rights reserved.

Trademarks.

StrideMASTER is a registered trademark of Thoroughbred Ratings Pty Ltd.

Disclaimer.

HRNZ and NZMTC and Thoroughbred Ratings Pty Ltd accepts no responsibility for the completeness or accuracy of any of the information contained herein, and makes no representations about its suitability for any particular purpose. Users should make their own judgements about those matters and/or seek independent advice. You assume all risks associated with use of the data provided on this page.



Race Results



June 24, 2022, Race 2, SPECTATORS BAR TROT, Distance 2600m, Addington - Survey 3200m

Result	TAB no.	Horse (Barrier)	2600 to	2400m to
1st	1	The Royal Gamb... (3)	2400m	2200m
		Position in running (margin)	-	6(10.3)
		Sectional time (s)	18.12	15.86
		Cumulative time (s)	203.53	185.41
		Speed (m/s)	11.04	12.61
		Stride length (m)	5.48	5.90
		Stride duration (s)	0.481	0.468
		Stride efficiency (%)	46.92	54.39
		Stride count	36.50	33.90

Disclaimer.

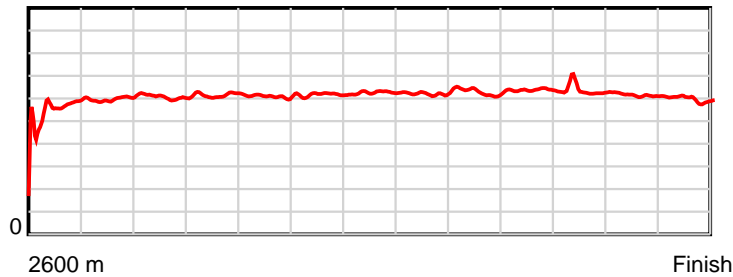
HRNZ and NZMTC and Thoroughbred Ratings Pty Ltd accepts no responsibility for the completeness or accuracy of any of the information contained herein, and makes no representations about its suitability for any particular purpose. Users should make their own judgements about those matters and/or seek independent advice. You assume all risks associated with use of the data provided on this page.

Race Results

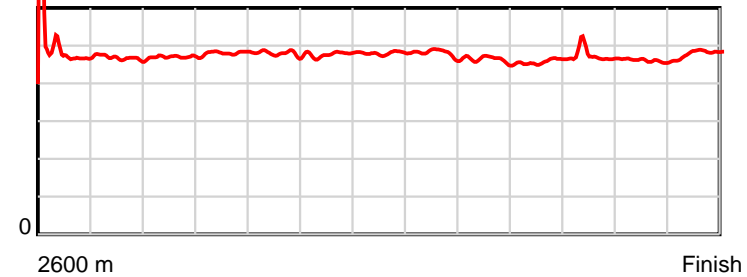
June 24, 2022, Race 2, SPECTATORS BAR TROT, Distance 2600m, Addington - Survey 3200m

Result	TAB no.	Horse (Barrier)	2200m to	2000m to	1800m to	1600m to	1400m to	1200m to	1000m to	800m to	600m to	400m to	200m to	Total or	Margin
1st	1	The Royal Gamb... (3)	2000m	1800m	1600m	1400m	1200m	1000m	800m	600m	400m	200m	WP	Average	
		Position in running (margin)	5(16.0)	5(16.3)	5(16.6)	5(12.8)	5(6.7)	4(5.8)	5(3.5)	2(2.2)	1(0.0)	2(0.0)	1(0.0)		0.00
		Sectional time (s)	15.62	15.70	15.76	15.48	15.46	15.77	14.89	14.47	15.08	15.18	16.14		
		Cumulative time (s)	169.55	153.93	138.23	122.47	106.99	91.53	75.76	60.87	46.40	31.32	16.14	3:23.53	
		Speed (m/s)	12.80	12.74	12.69	12.92	12.94	12.68	13.43	13.82	13.26	13.18	12.39	12.77	
		Stride length (m)	6.02	6.13	6.08	6.16	6.21	6.08	6.21	6.33	6.25	6.07	5.96	6.06	
		Stride duration (s)	0.470	0.481	0.479	0.477	0.480	0.480	0.463	0.458	0.471	0.460	0.481	0.474	
		Stride efficiency (%)	56.66	58.66	57.77	59.38	60.24	57.79	60.35	62.58	61.11	57.52	55.44	57.40	
		Stride count	33.21	32.64	32.89	32.44	32.21	32.89	32.18	31.60	31.98	32.96	33.58	428.98	

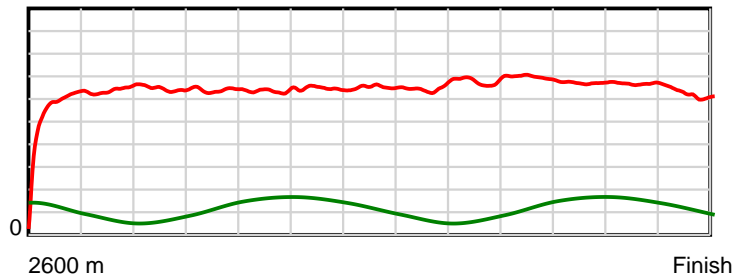
10 m Stride length



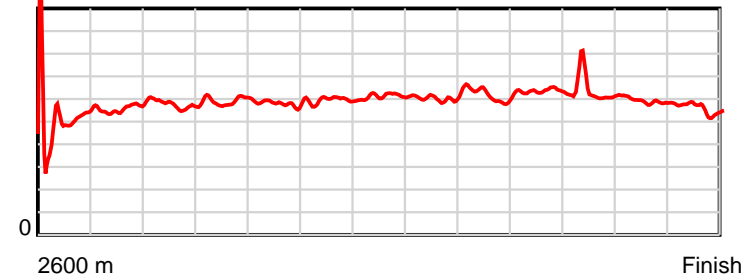
0.5 s Stride duration



20 m/sec Speed



100 % Stride efficiency



Note: Horizontal distance axis grid lines are 200m furlongs.

Disclaimer.

HRNZ and NZMTC and Thoroughbred Ratings Pty Ltd accepts no responsibility for the completeness or accuracy of any of the information contained herein, and makes no representations about its suitability for any particular purpose. Users should make their own judgements about those matters and/or seek independent advice. You assume all risks associated with use of the data provided on this page.



Race Results



June 24, 2022, Race 2, SPECTATORS BAR TROT, Distance 2600m, Addington - Survey 3200m

Result	TAB no.	Horse (Barrier)	2600 to	2400m to
2nd	11	Lookslikeatrix... (11)	2400m	2200m
		Position in running (margin)	-	4(8.0)
		Sectional time (s)	18.05	15.40
		Cumulative time (s)	203.68	185.63
		Speed (m/s)	11.08	12.99
		Stride length (m)	5.50	5.99
		Stride duration (s)	0.481	0.461
		Stride efficiency (%)	47.30	56.10
		Stride count	36.35	33.38

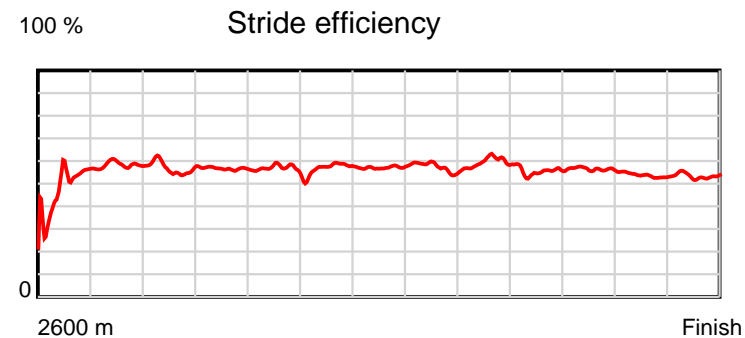
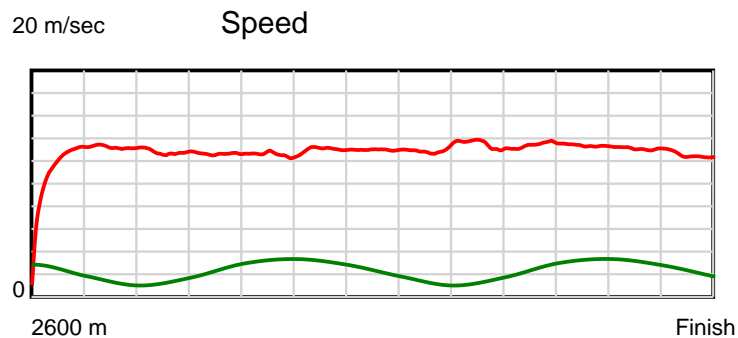
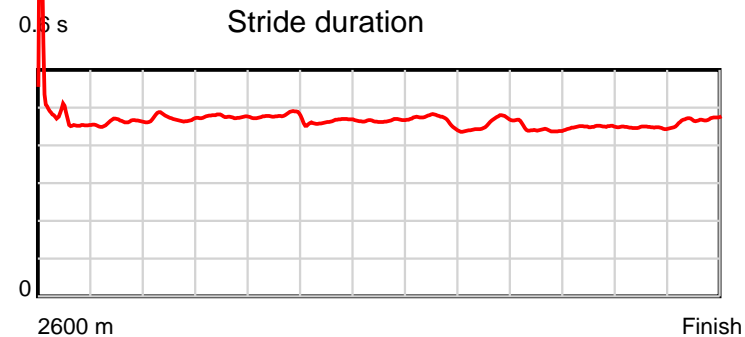
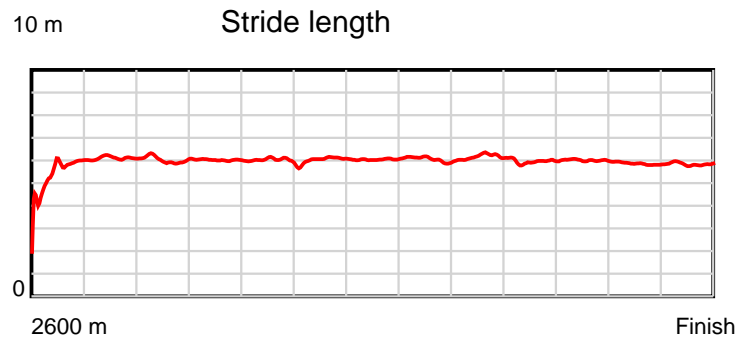
Disclaimer.

HRNZ and NZMTC and Thoroughbred Ratings Pty Ltd accepts no responsibility for the completeness or accuracy of any of the information contained herein, and makes no representations about its suitability for any particular purpose. Users should make their own judgements about those matters and/or seek independent advice. You assume all risks associated with use of the data provided on this page.

Race Results

June 24, 2022, Race 2, SPECTATORS BAR TROT, Distance 2600m, Addington - Survey 3200m

Result	TAB no.	Horse (Barrier)	2200m to	2000m to	1800m to	1600m to	1400m to	1200m to	1000m to	800m to	600m to	400m to	200m to	Total or	Margin
2nd	11	Looklikeatrix... (11)	2000m	1800m	1600m	1400m	1200m	1000m	800m	600m	400m	200m	WP	Average	
		Position in running (margin)	4(10.9)	4(12.4)	4(13.7)	4(10.6)	3(4.0)	2(2.9)	1(0.0)	1(0.0)	2(0.5)	1(0.0)	2(0.4)		0.90
		Sectional time (s)	15.82	15.86	15.87	15.40	15.42	15.68	15.10	14.92	14.99	15.26	15.91		
		Cumulative time (s)	170.23	154.41	138.55	122.68	107.28	91.86	76.18	61.08	46.16	31.17	15.91	3:23.68	
		Speed (m/s)	12.64	12.61	12.60	12.99	12.97	12.76	13.25	13.40	13.34	13.11	12.57	12.77	
		Stride length (m)	5.96	6.00	6.02	6.02	6.04	5.95	6.07	5.94	6.00	5.86	5.89	5.94	
		Stride duration (s)	0.472	0.476	0.478	0.464	0.465	0.467	0.459	0.443	0.450	0.447	0.469	0.465	
		Stride efficiency (%)	55.60	56.32	56.64	56.64	56.98	55.34	57.66	55.05	56.28	53.68	54.29	55.13	
		Stride count	33.53	33.31	33.22	33.22	33.12	33.61	32.93	33.70	33.33	34.12	33.93	437.75	



Note: Horizontal distance axis grid lines are 200m furlongs.

Disclaimer.

HRNZ and NZMTC and Thoroughbred Ratings Pty Ltd accepts no responsibility for the completeness or accuracy of any of the information contained herein, and makes no representations about its suitability for any particular purpose. Users should make their own judgements about those matters and/or seek independent advice. You assume all risks associated with use of the data provided on this page.



Race Results



June 24, 2022, Race 2, SPECTATORS BAR TROT, Distance 2600m, Addington - Survey 3200m

Result	TAB no.	Horse (Barrier)	2600 to	2400m to
3rd	6	Emily (7)	2400m	2200m
		Position in running (margin)	-	2(0.7)
		Sectional time (s)	16.56	15.10
		Cumulative time (s)	204.16	187.60
		Speed (m/s)	12.08	13.25
		Stride length (m)	5.50	6.15
		Stride duration (s)	0.448	0.464
		Stride efficiency (%)	47.24	59.03
		Stride count	36.38	32.54

Disclaimer.

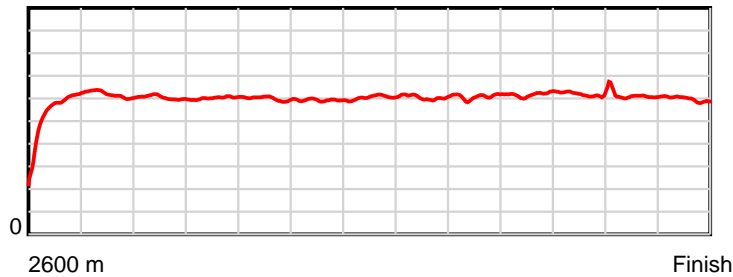
HRNZ and NZMTC and Thoroughbred Ratings Pty Ltd accepts no responsibility for the completeness or accuracy of any of the information contained herein, and makes no representations about its suitability for any particular purpose. Users should make their own judgements about those matters and/or seek independent advice. You assume all risks associated with use of the data provided on this page.

Race Results

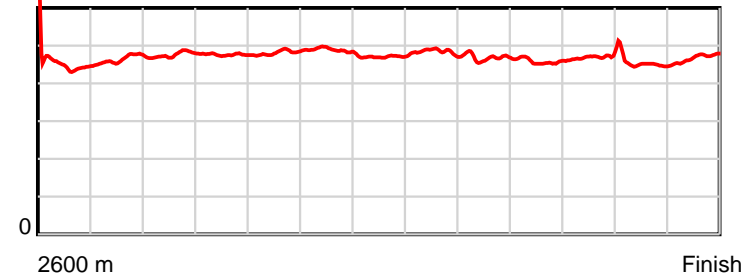
June 24, 2022, Race 2, SPECTATORS BAR TROT, Distance 2600m, Addington - Survey 3200m

Result	TAB no.	Horse (Barrier)	2200m to	2000m to	1800m to	1600m to	1400m to	1200m to	1000m to	800m to	600m to	400m to	200m to	Total or	Margin
3rd	6	Emily (7)	2000m	1800m	1600m	1400m	1200m	1000m	800m	600m	400m	200m	WP	Average	
		Position in running (margin)	2(1.8)	2(3.6)	2(4.8)	2(3.3)	2(3.0)	3(3.1)	3(1.9)	4(4.1)	5(4.2)	4(6.0)	4(5.3)		3.80
		Sectional time (s)	15.86	15.86	16.12	16.48	15.61	15.96	15.47	14.85	15.37	15.07	15.85		
		Cumulative time (s)	172.50	156.64	140.78	124.66	108.18	92.57	76.61	61.14	46.29	30.92	15.85	3:24.16	
		Speed (m/s)	12.61	12.61	12.41	12.14	12.81	12.53	12.93	13.47	13.01	13.27	12.62	12.74	
		Stride length (m)	6.00	6.00	5.97	5.94	6.02	6.06	6.06	6.16	6.14	5.95	5.91	5.98	
		Stride duration (s)	0.476	0.476	0.481	0.489	0.470	0.484	0.468	0.457	0.472	0.449	0.468	0.470	
		Stride efficiency (%)	56.21	56.28	55.64	55.08	56.62	57.41	57.33	59.30	58.98	55.38	54.56	55.95	
		Stride count	33.35	33.33	33.52	33.69	33.23	33.00	33.02	32.47	32.55	33.60	33.85	434.53	

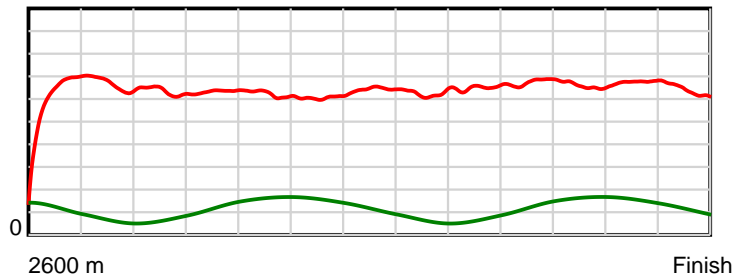
10 m Stride length



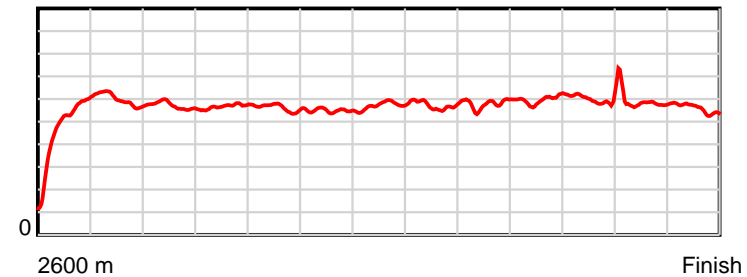
0.6 s Stride duration



20 m/sec Speed



100 % Stride efficiency



Note: Horizontal distance axis grid lines are 200m furlongs.

Disclaimer.

HRNZ and NZMTC and Thoroughbred Ratings Pty Ltd accepts no responsibility for the completeness or accuracy of any of the information contained herein, and makes no representations about its suitability for any particular purpose. Users should make their own judgements about those matters and/or seek independent advice. You assume all risks associated with use of the data provided on this page.



Race Results



June 24, 2022, Race 2, SPECTATORS BAR TROT, Distance 2600m, Addington - Survey 3200m

Result	TAB no.	Horse (Barrier)	2600 to	2400m to
4th	7	Sassy Star (8)	2400m	2200m
		Position in running (margin)	-	3(3.8)
		Sectional time (s)	17.14	15.58
		Cumulative time (s)	204.38	187.24
		Speed (m/s)	11.67	12.84
		Stride length (m)	5.33	5.85
		Stride duration (s)	0.455	0.456
		Stride efficiency (%)	44.44	53.56
		Stride count	37.50	34.16

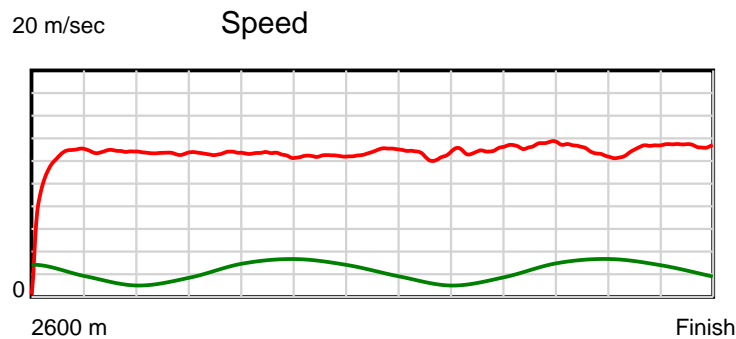
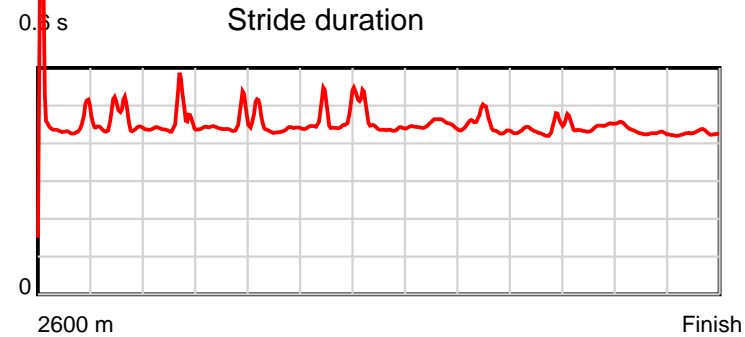
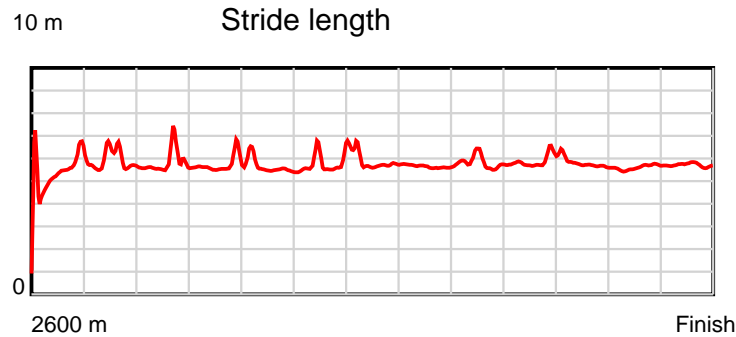
Disclaimer.

HRNZ and NZMTC and Thoroughbred Ratings Pty Ltd accepts no responsibility for the completeness or accuracy of any of the information contained herein, and makes no representations about its suitability for any particular purpose. Users should make their own judgements about those matters and/or seek independent advice. You assume all risks associated with use of the data provided on this page.

Race Results

June 24, 2022, Race 2, SPECTATORS BAR TROT, Distance 2600m, Addington - Survey 3200m

Result	TAB no.	Horse (Barrier)	2200m to	2000m to	1800m to	1600m to	1400m to	1200m to	1000m to	800m to	600m to	400m to	200m to	Total or	Margin
4th	7	Sassy Star (8)	2000m	1800m	1600m	1400m	1200m	1000m	800m	600m	400m	200m	WP	Average	
		Position in running (margin)	3(7.8)	3(9.9)	3(10.8)	3(9.0)	4(6.4)	5(6.4)	4(3.4)	7(6.3)	6(6.3)	7(9.6)	6(12.2)		5.00
		Sectional time (s)	15.91	15.81	16.08	16.09	15.60	15.65	15.59	14.83	15.62	15.62	14.86		
		Cumulative time (s)	171.66	155.75	139.94	123.86	107.77	92.17	76.52	60.93	46.10	30.48	14.86	3:24.38	
		Speed (m/s)	12.57	12.65	12.44	12.43	12.82	12.78	12.83	13.49	12.80	12.80	13.46	12.72	
		Stride length (m)	5.61	5.63	5.52	5.73	5.73	5.74	5.74	5.86	5.70	5.52	5.75	5.67	
		Stride duration (s)	0.446	0.445	0.444	0.461	0.447	0.450	0.447	0.435	0.445	0.431	0.427	0.445	
		Stride efficiency (%)	49.10	49.47	47.64	51.36	51.27	51.56	51.44	53.73	50.69	47.70	51.58	50.18	
		Stride count	35.68	35.55	36.22	34.89	34.92	34.82	34.86	34.11	35.11	36.20	34.81	458.83	



Note: Horizontal distance axis grid lines are 200m furlongs.

Disclaimer.

HRNZ and NZMTC and Thoroughbred Ratings Pty Ltd accepts no responsibility for the completeness or accuracy of any of the information contained herein, and makes no representations about its suitability for any particular purpose. Users should make their own judgements about those matters and/or seek independent advice. You assume all risks associated with use of the data provided on this page.



Race Results



June 24, 2022, Race 2, SPECTATORS BAR TROT, Distance 2600m, Addington - Survey 3200m

Result	TAB no.	Horse (Barrier)	2600 to 2400m	2400m to 2200m
5th	12	Blithe (12)	2400m	2200m
		Position in running (margin)	-	10(22.6)
		Sectional time (s)	20.61	16.37
		Cumulative time (s)	204.40	183.79
		Speed (m/s)	9.71	12.22
		Stride length (m)	5.02	5.53
		Stride duration (s)	0.455	0.453
		Stride efficiency (%)	39.32	47.86
		Stride count	39.87	36.14

Disclaimer.

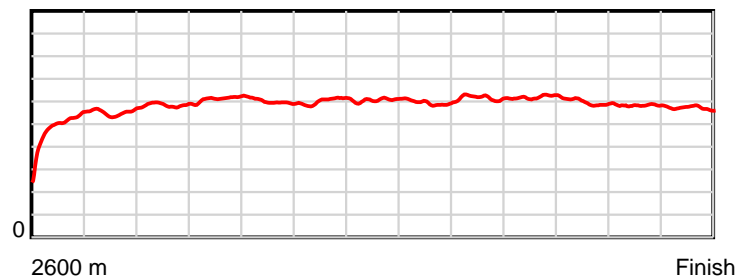
HRNZ and NZMTC and Thoroughbred Ratings Pty Ltd accepts no responsibility for the completeness or accuracy of any of the information contained herein, and makes no representations about its suitability for any particular purpose. Users should make their own judgements about those matters and/or seek independent advice. You assume all risks associated with use of the data provided on this page.

Race Results

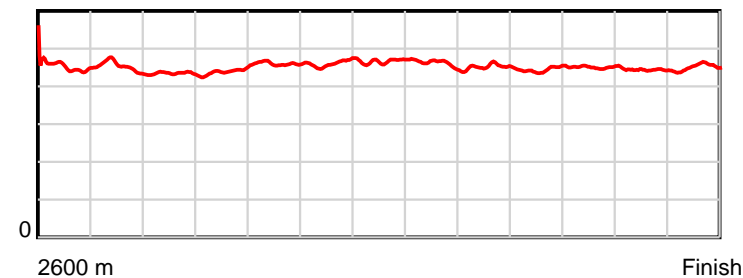
June 24, 2022, Race 2, SPECTATORS BAR TROT, Distance 2600m, Addington - Survey 3200m

Result	TAB no.	Horse (Barrier)	2200m to	2000m to	1800m to	1600m to	1400m to	1200m to	1000m to	800m to	600m to	400m to	200m to	Total or	Margin
5th	12	Blithe (12)	2000m	1800m	1600m	1400m	1200m	1000m	800m	600m	400m	200m	WP	Average	
		Position in running (margin)	6(31.3)	6(28.7)	6(21.0)	6(15.1)	6(8.0)	6(6.6)	6(4.9)	5(4.6)	3(2.5)	3(3.7)	3(4.4)		5.10
		Sectional time (s)	15.14	14.36	15.40	15.33	15.37	15.87	15.06	14.48	15.27	15.30	15.84		
		Cumulative time (s)	167.42	152.28	137.92	122.52	107.19	91.82	75.95	60.89	46.41	31.14	15.84	3:24.40	
		Speed (m/s)	13.21	13.93	12.99	13.05	13.01	12.60	13.28	13.81	13.10	13.07	12.63	12.72	
		Stride length (m)	5.74	6.12	5.98	6.01	6.06	5.81	6.00	6.14	5.90	5.79	5.70	5.82	
		Stride duration (s)	0.434	0.439	0.460	0.461	0.466	0.461	0.452	0.445	0.450	0.443	0.451	0.457	
		Stride efficiency (%)	51.49	58.48	55.85	56.51	57.48	52.76	56.26	59.00	54.38	52.41	50.70	52.85	
		Stride count	34.84	32.69	33.46	33.26	32.98	34.42	33.33	32.55	33.90	34.53	35.11	447.08	

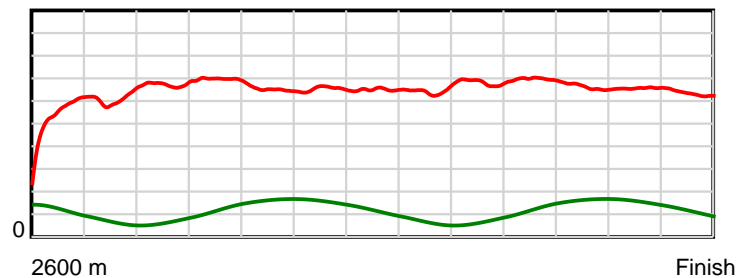
10 m Stride length



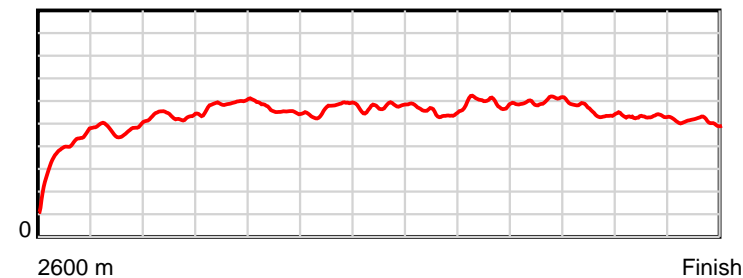
0.6 s Stride duration



20 m/sec Speed



100 % Stride efficiency



Note: Horizontal distance axis grid lines are 200m furlongs.

Disclaimer.

HRNZ and NZMTC and Thoroughbred Ratings Pty Ltd accepts no responsibility for the completeness or accuracy of any of the information contained herein, and makes no representations about its suitability for any particular purpose. Users should make their own judgements about those matters and/or seek independent advice. You assume all risks associated with use of the data provided on this page.



Race Results



June 24, 2022, Race 2, SPECTATORS BAR TROT, Distance 2600m, Addington - Survey 3200m

Result	TAB no.	Horse (Barrier)	2600 to	2400m to
6th	2	Paige (4)	2400m	2200m
		Position in running (margin)	-	13(34.8)
		Sectional time (s)	22.08	15.19
		Cumulative time (s)	204.43	182.35
		Speed (m/s)	9.06	13.17
		Stride length (m)	4.70	6.03
		Stride duration (s)	0.501	0.458
		Stride efficiency (%)	34.51	56.75
		Stride count	42.56	33.19

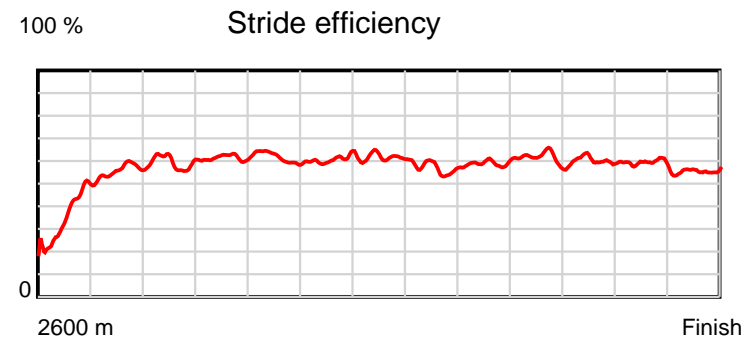
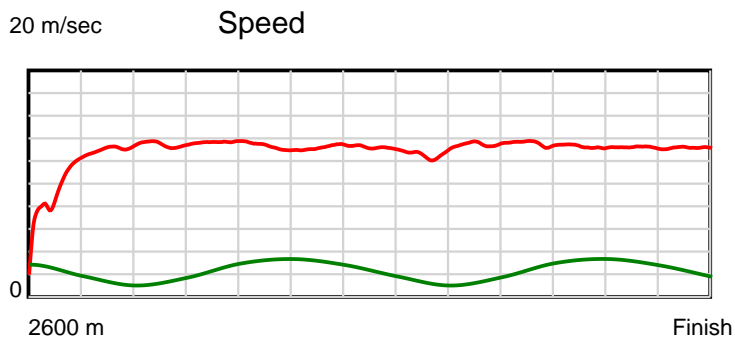
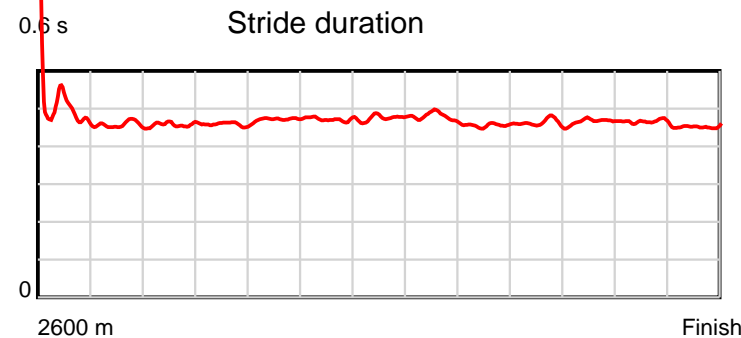
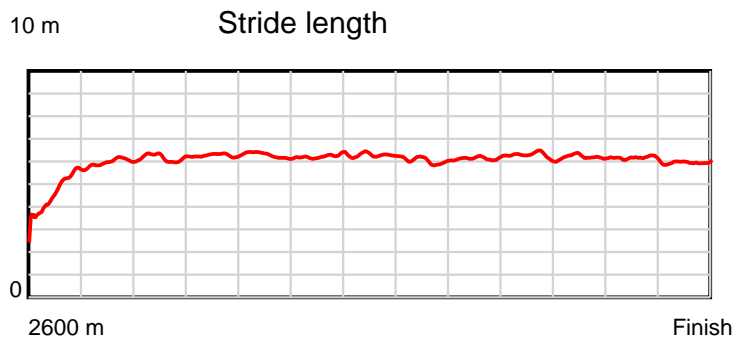
Disclaimer.

HRNZ and NZMTC and Thoroughbred Ratings Pty Ltd accepts no responsibility for the completeness or accuracy of any of the information contained herein, and makes no representations about its suitability for any particular purpose. Users should make their own judgements about those matters and/or seek independent advice. You assume all risks associated with use of the data provided on this page.

Race Results

June 24, 2022, Race 2, SPECTATORS BAR TROT, Distance 2600m, Addington - Survey 3200m

Result	TAB no.	Horse (Barrier)	2200m to	2000m to	1800m to	1600m to	1400m to	1200m to	1000m to	800m to	600m to	400m to	200m to	Total or	Margin
6th	2	Paige (4)	2000m	1800m	1600m	1400m	1200m	1000m	800m	600m	400m	200m	WP	Average	
		Position in running (margin)	7(36.4)	7(32.2)	7(25.6)	7(18.0)	7(10.1)	7(7.6)	7(6.2)	6(6.3)	7(6.3)	6(7.8)	5(9.3)		5.30
		Sectional time (s)	14.87	14.55	15.12	15.20	15.17	15.93	15.13	14.84	15.31	15.44	15.60		
		Cumulative time (s)	167.16	152.29	137.74	122.62	107.42	92.25	76.32	61.19	46.35	31.04	15.60	3:24.43	
		Speed (m/s)	13.45	13.75	13.23	13.16	13.18	12.55	13.22	13.48	13.06	12.95	12.82	12.72	
		Stride length (m)	6.16	6.30	6.24	6.22	6.26	6.02	6.02	6.22	6.10	6.02	5.81	5.98	
		Stride duration (s)	0.458	0.458	0.472	0.472	0.475	0.479	0.456	0.462	0.467	0.465	0.453	0.470	
		Stride efficiency (%)	59.26	61.96	60.85	60.37	61.23	56.62	56.69	60.55	58.19	56.71	52.78	55.79	
		Stride count	32.48	31.76	32.05	32.18	31.95	33.22	33.21	32.13	32.78	33.20	34.41	435.12	



Note: Horizontal distance axis grid lines are 200m furlongs.

Disclaimer.

HRNZ and NZMTC and Thoroughbred Ratings Pty Ltd accepts no responsibility for the completeness or accuracy of any of the information contained herein, and makes no representations about its suitability for any particular purpose. Users should make their own judgements about those matters and/or seek independent advice. You assume all risks associated with use of the data provided on this page.



Race Results



June 24, 2022, Race 2, SPECTATORS BAR TROT, Distance 2600m, Addington - Survey 3200m

Result	TAB no.	Horse (Barrier)	2600 to	2400m to
7th	9	MC Squared (9)	2400m	2200m
		Position in running (margin)	-	1(0.0)
		Sectional time (s)	16.66	14.92
		Cumulative time (s)	210.45	193.79
		Speed (m/s)	12.01	13.40
		Stride length (m)	5.95	6.11
		Stride duration (s)	0.488	0.456
		Stride efficiency (%)	55.29	58.38
		Stride count	33.62	32.72

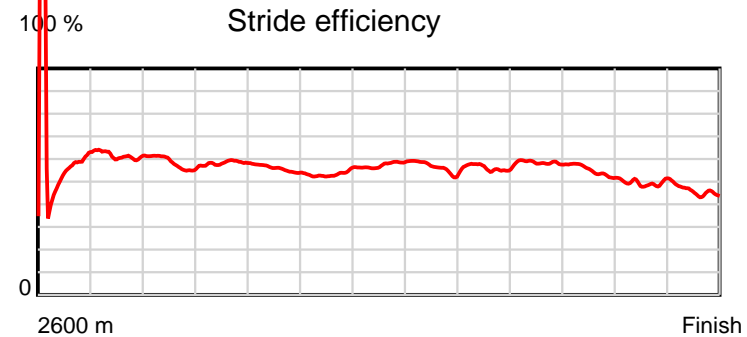
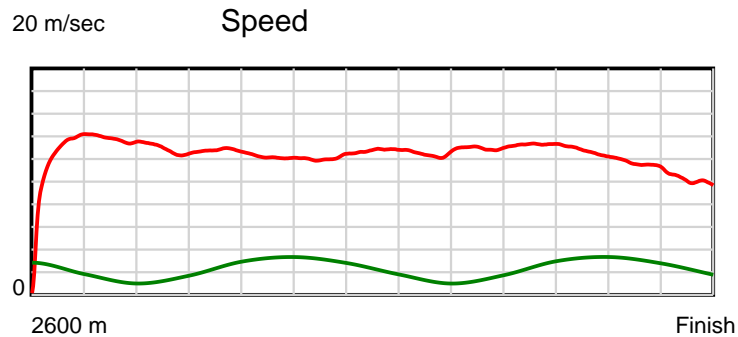
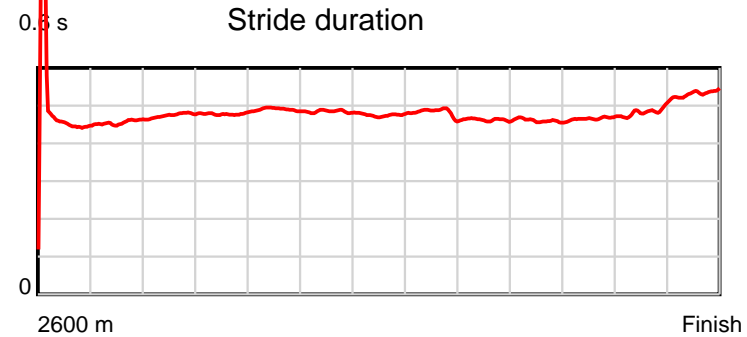
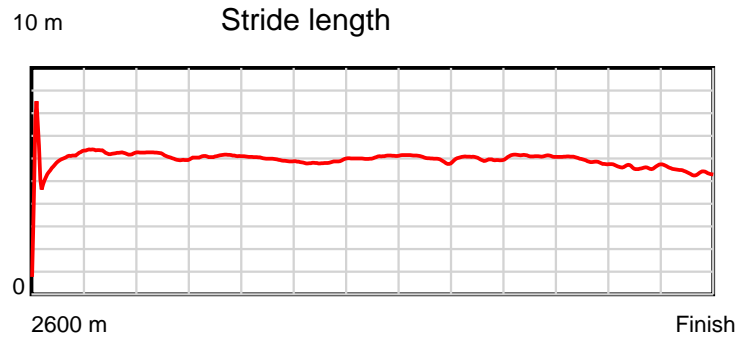
Disclaimer.

HRNZ and NZMTC and Thoroughbred Ratings Pty Ltd accepts no responsibility for the completeness or accuracy of any of the information contained herein, and makes no representations about its suitability for any particular purpose. Users should make their own judgements about those matters and/or seek independent advice. You assume all risks associated with use of the data provided on this page.

Race Results

June 24, 2022, Race 2, SPECTATORS BAR TROT, Distance 2600m, Addington - Survey 3200m

Result	TAB no.	Horse (Barrier)	2200m to	2000m to	1800m to	1600m to	1400m to	1200m to	1000m to	800m to	600m to	400m to	200m to	Total or	Margin
7th	9	MC Squared (9)	2000m	1800m	1600m	1400m	1200m	1000m	800m	600m	400m	200m	WP	Average	
		Position in running (margin)	1(0.0)	1(0.0)	1(0.0)	1(0.0)	1(0.0)	1(0.0)	2(0.5)	3(2.5)	4(3.3)	5(6.5)	7(18.9)		40.70
		Sectional time (s)	15.57	15.64	16.39	16.51	15.60	16.24	15.44	14.98	15.61	17.25	19.64		
		Cumulative time (s)	178.87	163.30	147.66	131.27	114.76	99.16	82.92	67.48	52.50	36.89	19.64	3:30.45	
		Speed (m/s)	12.85	12.79	12.20	12.11	12.82	12.32	12.95	13.35	12.81	11.59	10.18	12.35	
		Stride length (m)	6.11	6.11	5.98	5.87	6.09	5.93	5.99	6.15	5.98	5.63	5.43	5.94	
		Stride duration (s)	0.475	0.478	0.490	0.484	0.475	0.482	0.462	0.460	0.466	0.485	0.534	0.481	
		Stride efficiency (%)	58.27	58.31	55.85	53.76	58.00	54.97	56.07	59.03	55.81	49.45	46.16	55.14	
		Stride count	32.75	32.74	33.46	34.10	32.83	33.72	33.39	32.54	33.46	35.55	36.80	437.68	



Note: Horizontal distance axis grid lines are 200m furlongs.

Disclaimer.

HRNZ and NZMTC and Thoroughbred Ratings Pty Ltd accepts no responsibility for the completeness or accuracy of any of the information contained herein, and makes no representations about its suitability for any particular purpose. Users should make their own judgements about those matters and/or seek independent advice. You assume all risks associated with use of the data provided on this page.



Race Results



June 24, 2022, Race 2, SPECTATORS BAR TROT, Distance 2600m, Addington - Survey 3200m

Result	TAB no.	Horse (Barrier)	2600 to	2400m to
8th	13	Lucinda Hest (0)	2400m	2200m
		Position in running (margin)	-	7(14.5)
		Sectional time (s)	18.89	20.52
		Cumulative time (s)	213.35	194.46
		Speed (m/s)	10.59	9.75
		Stride length (m)	5.31	4.40
		Stride duration (s)	0.448	0.452
		Stride efficiency (%)	44.06	30.29
		Stride count	37.67	45.43

Disclaimer.

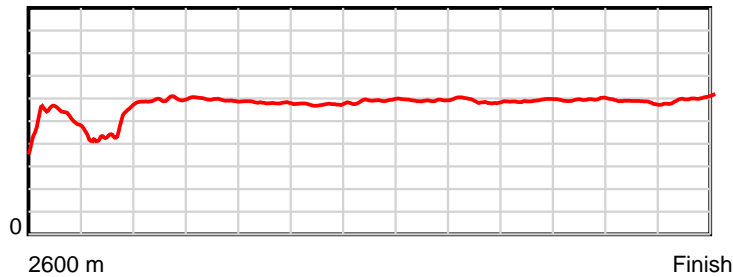
HRNZ and NZMTC and Thoroughbred Ratings Pty Ltd accepts no responsibility for the completeness or accuracy of any of the information contained herein, and makes no representations about its suitability for any particular purpose. Users should make their own judgements about those matters and/or seek independent advice. You assume all risks associated with use of the data provided on this page.

Race Results

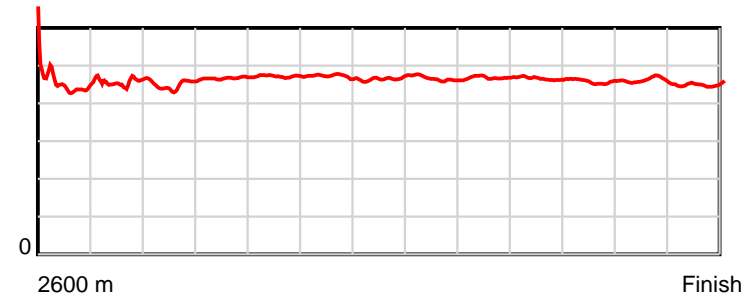
June 24, 2022, Race 2, SPECTATORS BAR TROT, Distance 2600m, Addington - Survey 3200m

Result	TAB no.	Horse (Barrier)	2200m to	2000m to	1800m to	1600m to	1400m to	1200m to	1000m to	800m to	600m to	400m to	200m to	Total or	Margin
8th	13	Lucinda Hest (0)	2000m	1800m	1600m	1400m	1200m	1000m	800m	600m	400m	200m	WP	Average	
		Position in running (margin)	10(48.1)	8(48.4)	8(49.0)	8(48.3)	8(47.4)	8(48.7)	8(46.4)	8(52.4)	8(58.1)	8(60.4)	8(64.9)		57.80
		Sectional time (s)	15.62	15.74	16.28	16.36	15.81	15.77	16.10	15.79	15.46	15.93	15.08		
		Cumulative time (s)	173.94	158.32	142.58	126.30	109.94	94.13	78.36	62.26	46.47	31.01	15.08	3:33.35	
		Speed (m/s)	12.80	12.71	12.29	12.22	12.65	12.68	12.42	12.67	12.94	12.55	13.26	12.19	
		Stride length (m)	5.76	5.93	5.80	5.77	5.89	5.90	5.82	5.89	5.92	5.78	5.97	5.67	
		Stride duration (s)	0.450	0.467	0.472	0.472	0.466	0.465	0.469	0.465	0.458	0.461	0.450	0.465	
		Stride efficiency (%)	51.82	55.01	52.51	51.95	54.26	54.32	52.94	54.26	54.81	52.29	55.72	50.20	
		Stride count	34.73	33.71	34.50	34.69	33.94	33.92	34.36	33.94	33.77	34.57	33.49	458.72	

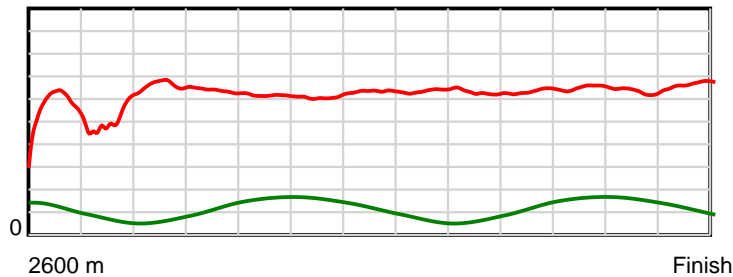
10 m Stride length



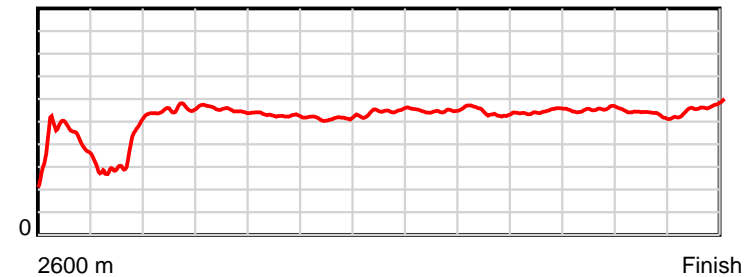
0.6 s Stride duration



20 m/sec Speed



100 % Stride efficiency



Note: Horizontal distance axis grid lines are 200m furlongs.

Disclaimer.

HRNZ and NZMTC and Thoroughbred Ratings Pty Ltd accepts no responsibility for the completeness or accuracy of any of the information contained herein, and makes no representations about its suitability for any particular purpose. Users should make their own judgements about those matters and/or seek independent advice. You assume all risks associated with use of the data provided on this page.



Race Results



June 24, 2022, Race 2, SPECTATORS BAR TROT, Distance 2600m, Addington - Survey 3200m

Result	TAB no.	Horse (Barrier)	2600 to	2400m to
9th	4	Dhoni Trouble (5)	2400m	2200m
		Position in running (margin)	-	9(16.1)
		Sectional time (s)	19.13	19.91
		Cumulative time (s)	213.54	194.41
		Speed (m/s)	10.46	10.05
		Stride length (m)	5.39	4.87
		Stride duration (s)	0.489	0.485
		Stride efficiency (%)	45.46	37.03
		Stride count	37.08	41.08

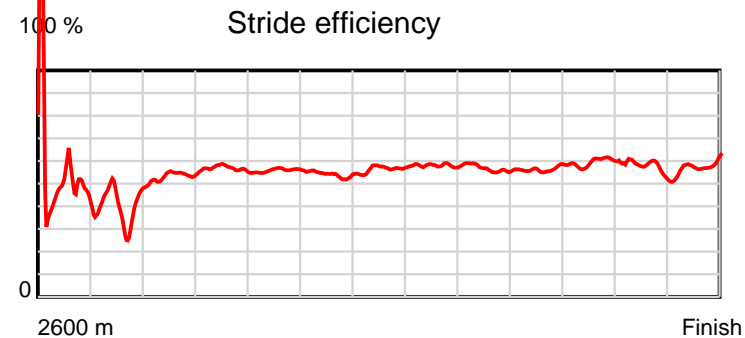
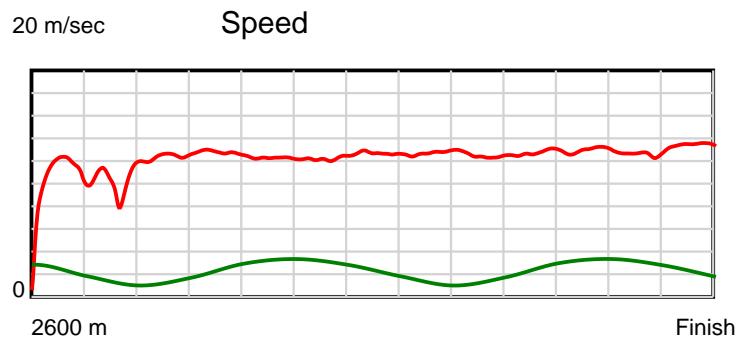
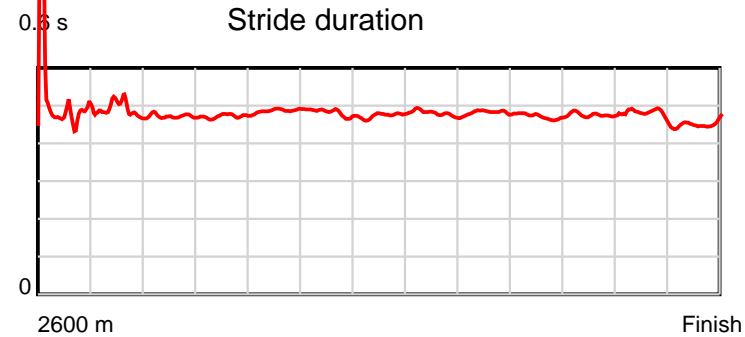
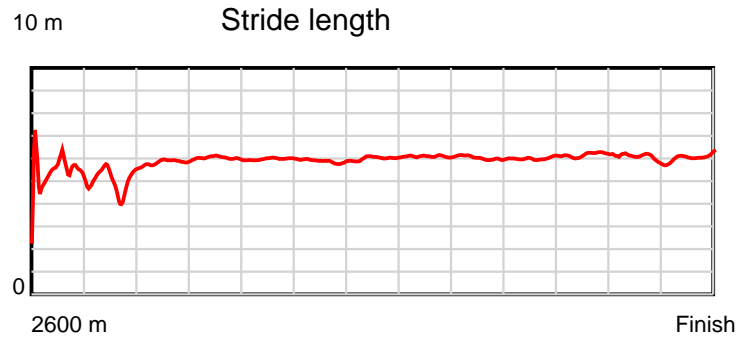
Disclaimer.

HRNZ and NZMTC and Thoroughbred Ratings Pty Ltd accepts no responsibility for the completeness or accuracy of any of the information contained herein, and makes no representations about its suitability for any particular purpose. Users should make their own judgements about those matters and/or seek independent advice. You assume all risks associated with use of the data provided on this page.

Race Results

June 24, 2022, Race 2, SPECTATORS BAR TROT, Distance 2600m, Addington - Survey 3200m

Result	TAB no.	Horse (Barrier)	2200m to	2000m to	1800m to	1600m to	1400m to	1200m to	1000m to	800m to	600m to	400m to	200m to	Total or	Margin
9th	4	Dhoni Trouble (5)	2000m	1800m	1600m	1400m	1200m	1000m	800m	600m	400m	200m	WP	Average	
		Position in running (margin)	8(46.1)	9(50.8)	9(51.0)	9(50.6)	9(50.0)	9(50.8)	9(48.5)	9(54.6)	9(60.0)	9(62.5)	9(66.6)		58.90
		Sectional time (s)	16.35	15.67	16.32	16.42	15.72	15.79	16.12	15.73	15.49	15.87	15.02		
		Cumulative time (s)	174.50	158.15	142.48	126.16	109.74	94.02	78.23	62.11	46.38	30.89	15.02	3:33.54	
		Speed (m/s)	12.23	12.76	12.25	12.18	12.72	12.67	12.41	12.71	12.91	12.60	13.32	12.18	
		Stride length (m)	5.78	6.02	5.97	5.86	6.03	6.07	5.99	5.99	6.14	6.00	6.04	5.83	
		Stride duration (s)	0.472	0.472	0.487	0.481	0.474	0.479	0.482	0.471	0.475	0.476	0.453	0.479	
		Stride efficiency (%)	52.16	56.62	55.73	53.66	56.82	57.51	56.00	56.03	58.86	56.31	56.98	53.20	
		Stride count	34.62	33.23	33.49	34.13	33.17	32.97	33.41	33.40	32.59	33.32	33.12	445.61	



Note: Horizontal distance axis grid lines are 200m furlongs.

Disclaimer.

HRNZ and NZMTC and Thoroughbred Ratings Pty Ltd accepts no responsibility for the completeness or accuracy of any of the information contained herein, and makes no representations about its suitability for any particular purpose. Users should make their own judgements about those matters and/or seek independent advice. You assume all risks associated with use of the data provided on this page.



Race Results



June 24, 2022, Race 2, SPECTATORS BAR TROT, Distance 2600m, Addington - Survey 3200m

Result	TAB no.	Horse (Barrier)	2600 to	2400m to
10th	5	Magnitude (6)	2400m	2200m
		Position in running (margin)	-	5(8.6)
		Sectional time (s)	17.98	22.59
		Cumulative time (s)	214.57	196.59
		Speed (m/s)	11.13	8.85
		Stride length (m)	5.26	4.39
		Stride duration (s)	0.463	0.496
		Stride efficiency (%)	43.24	30.16
		Stride count	38.02	45.52

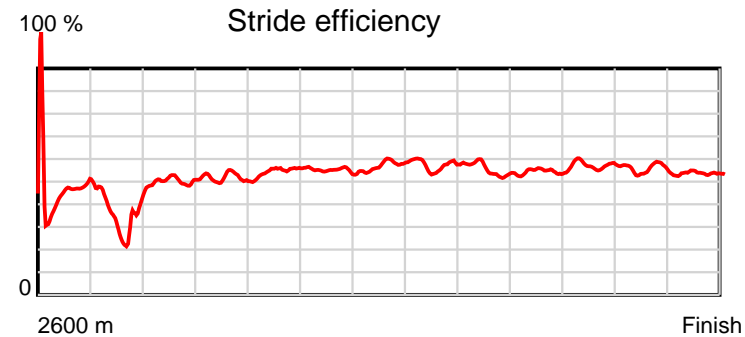
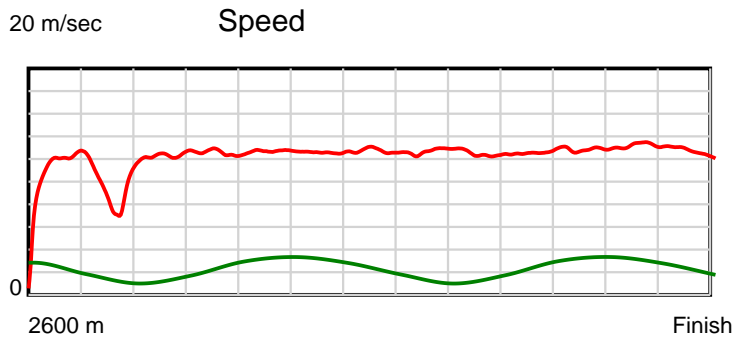
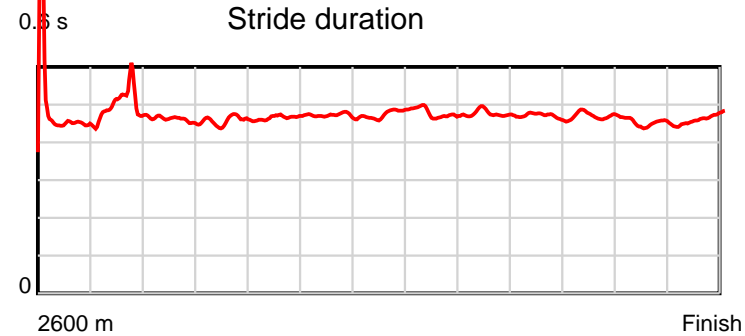
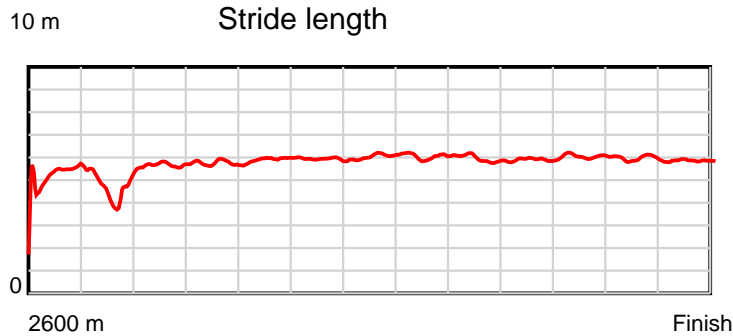
Disclaimer.

HRNZ and NZMTC and Thoroughbred Ratings Pty Ltd accepts no responsibility for the completeness or accuracy of any of the information contained herein, and makes no representations about its suitability for any particular purpose. Users should make their own judgements about those matters and/or seek independent advice. You assume all risks associated with use of the data provided on this page.

Race Results

June 24, 2022, Race 2, SPECTATORS BAR TROT, Distance 2600m, Addington - Survey 3200m

Result	TAB no.	Horse (Barrier)	2200m to	2000m to	1800m to	1600m to	1400m to	1200m to	1000m to	800m to	600m to	400m to	200m to	Total or	Margin
10th	5	Magnitude (6)	2000m	1800m	1600m	1400m	1200m	1000m	800m	600m	400m	200m	WP	Average	
		Position in running (margin)	11(54.6)	11(59.8)	11(61.8)	11(58.1)	11(54.0)	11(54.9)	11(52.9)	11(59.4)	11(64.9)	11(67.8)	10(67.6)		65.00
		Sectional time (s)	16.44	15.98	15.77	15.83	15.74	15.82	16.19	15.76	15.55	15.16	15.76		
		Cumulative time (s)	174.00	157.56	141.58	125.81	109.98	94.24	78.42	62.23	46.47	30.92	15.76	3:34.57	
		Speed (m/s)	12.17	12.52	12.68	12.63	12.71	12.64	12.35	12.69	12.86	13.19	12.69	12.12	
		Stride length (m)	5.59	5.74	5.92	5.95	6.05	6.01	5.88	5.95	6.07	5.95	5.88	5.70	
		Stride duration (s)	0.460	0.458	0.467	0.471	0.476	0.475	0.476	0.469	0.472	0.451	0.464	0.470	
		Stride efficiency (%)	48.85	51.41	54.71	55.33	57.21	56.47	54.01	55.36	57.57	55.26	54.05	50.78	
		Stride count	35.77	34.87	33.80	33.61	33.05	33.27	34.02	33.60	32.95	33.63	34.01	456.12	



Note: Horizontal distance axis grid lines are 200m furlongs.

Disclaimer.

HRNZ and NZMTC and Thoroughbred Ratings Pty Ltd accepts no responsibility for the completeness or accuracy of any of the information contained herein, and makes no representations about its suitability for any particular purpose. Users should make their own judgements about those matters and/or seek independent advice. You assume all risks associated with use of the data provided on this page.



Race Results



June 24, 2022, Race 2, SPECTATORS BAR TROT, Distance 2600m, Addington - Survey 3200m

Result	TAB no.	Horse (Barrier)	2600 to	2400m to
11th	14	A Late Late Pr... (2)	2400m	2200m
		Position in running (margin)	-	8(15.1)
		Sectional time (s)	18.85	20.28
		Cumulative time (s)	216.69	197.84
		Speed (m/s)	10.61	9.86
		Stride length (m)	5.41	4.66
		Stride duration (s)	0.461	0.473
		Stride efficiency (%)	45.78	33.96
		Stride count	36.95	42.90

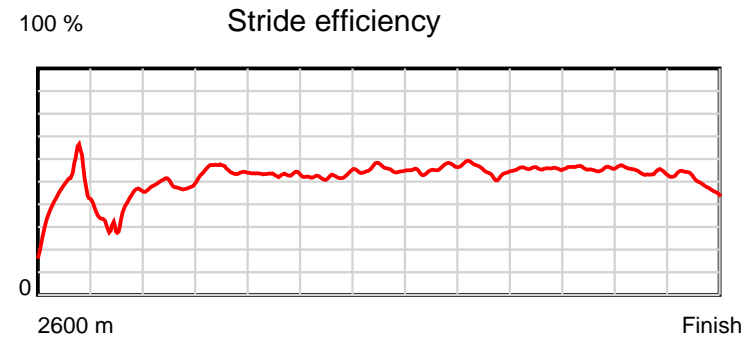
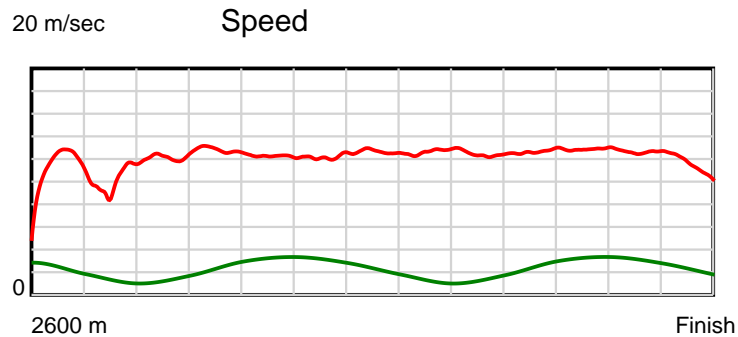
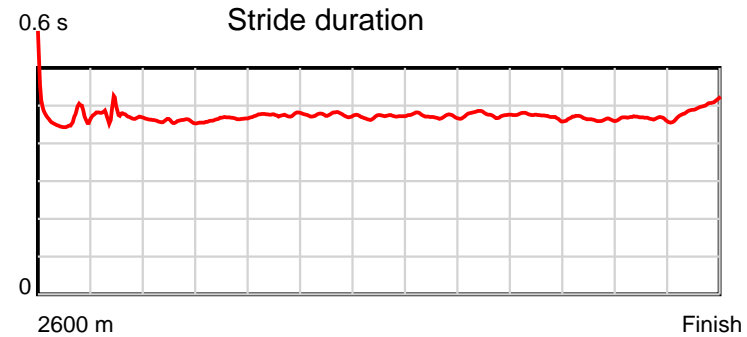
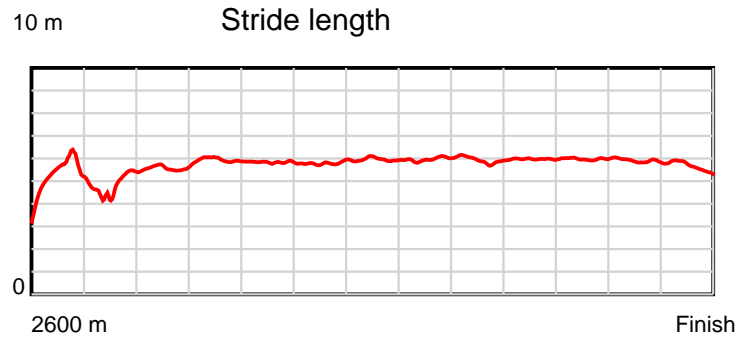
Disclaimer.

HRNZ and NZMTC and Thoroughbred Ratings Pty Ltd accepts no responsibility for the completeness or accuracy of any of the information contained herein, and makes no representations about its suitability for any particular purpose. Users should make their own judgements about those matters and/or seek independent advice. You assume all risks associated with use of the data provided on this page.

Race Results

June 24, 2022, Race 2, SPECTATORS BAR TROT, Distance 2600m, Addington - Survey 3200m

Result	TAB no.	Horse (Barrier)	2200m to	2000m to	1800m to	1600m to	1400m to	1200m to	1000m to	800m to	600m to	400m to	200m to	Total or	Margin
11th	14	A Late Late Pr... (2)	2000m	1800m	1600m	1400m	1200m	1000m	800m	600m	400m	200m	WP	Average	
		Position in running (margin)	9(47.2)	10(52.8)	10(52.8)	10(52.8)	10(52.2)	10(52.7)	10(49.9)	10(56.9)	10(62.7)	10(66.3)	11(69.1)		77.40
		Sectional time (s)	16.50	15.65	16.38	16.42	15.68	15.70	16.27	15.81	15.66	15.66	17.83		
		Cumulative time (s)	177.56	161.06	145.41	129.03	112.61	96.93	81.23	64.96	49.15	33.49	17.83	3:36.69	
		Speed (m/s)	12.12	12.78	12.21	12.18	12.76	12.74	12.29	12.65	12.77	12.77	11.22	12.00	
		Stride length (m)	5.57	5.93	5.81	5.79	6.00	6.01	5.86	5.97	5.93	5.96	5.57	5.70	
		Stride duration (s)	0.459	0.464	0.476	0.476	0.471	0.472	0.477	0.472	0.465	0.466	0.497	0.475	
		Stride efficiency (%)	48.45	54.90	52.77	52.47	56.31	56.51	53.61	55.68	55.04	55.42	48.48	50.83	
		Stride count	35.92	33.74	34.42	34.52	33.32	33.26	34.15	33.50	33.70	33.58	35.91	455.87	



Note: Horizontal distance axis grid lines are 200m furlongs.

Disclaimer.

HRNZ and NZMTC and Thoroughbred Ratings Pty Ltd accepts no responsibility for the completeness or accuracy of any of the information contained herein, and makes no representations about its suitability for any particular purpose. Users should make their own judgements about those matters and/or seek independent advice. You assume all risks associated with use of the data provided on this page.



Race Results



June 24, 2022, Race 2, SPECTATORS BAR TROT, Distance 2600m, Addington - Survey 3200m

Result	TAB no.	Horse (Barrier)	2600 to	2400m to
12th	10	Inquizitive Ma... (10)	2400m	2200m
		Position in running (margin)	-	12(24.1)
		Sectional time (s)	20.78	25.96
		Cumulative time (s)	229.97	209.19
		Speed (m/s)	9.63	7.70
		Stride length (m)	4.98	3.97
		Stride duration (s)	0.512	0.515
		Stride efficiency (%)	38.71	24.59
		Stride count	40.18	50.42

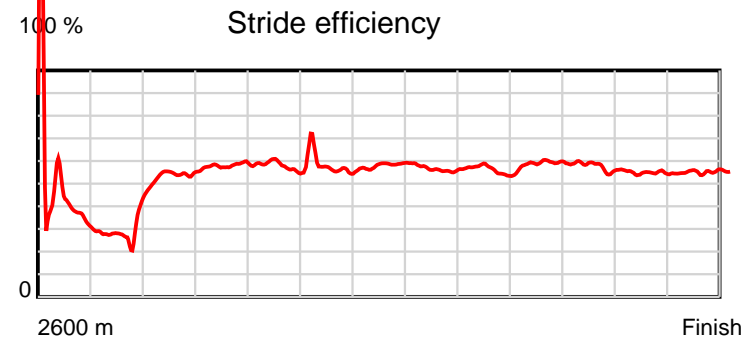
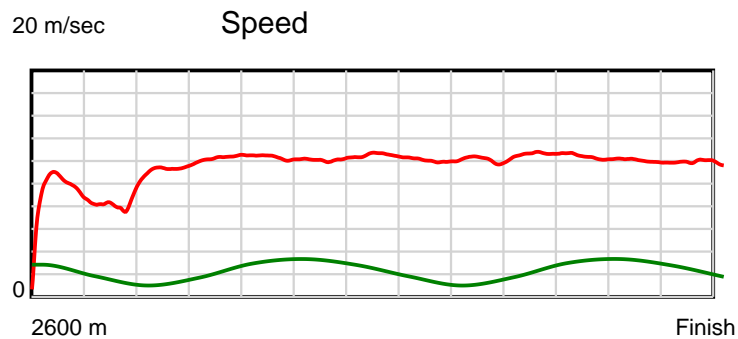
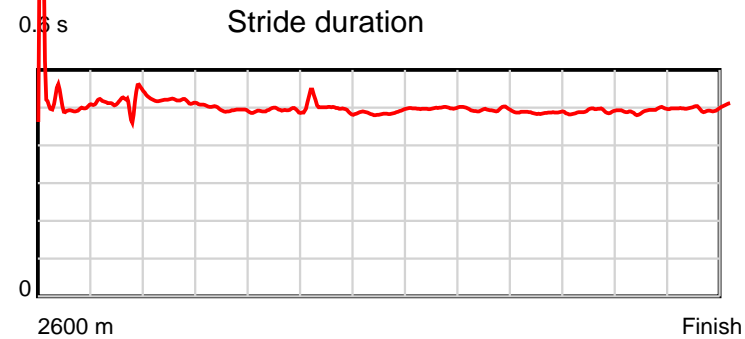
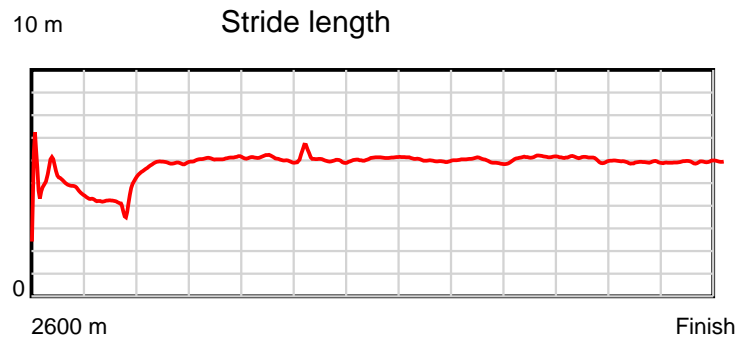
Disclaimer.

HRNZ and NZMTC and Thoroughbred Ratings Pty Ltd accepts no responsibility for the completeness or accuracy of any of the information contained herein, and makes no representations about its suitability for any particular purpose. Users should make their own judgements about those matters and/or seek independent advice. You assume all risks associated with use of the data provided on this page.

Race Results

June 24, 2022, Race 2, SPECTATORS BAR TROT, Distance 2600m, Addington - Survey 3200m

Result	TAB no.	Horse (Barrier)	2200m to	2000m to	1800m to	1600m to	1400m to	1200m to	1000m to	800m to	600m to	400m to	200m to	Total or	Margin
12th	10	Inquizitive Ma... (10)	2000m	1800m	1600m	1400m	1200m	1000m	800m	600m	400m	200m	WP	Average	
		Position in running (margin)	13(90.3)	13(108.6)	13(112.2)	13(112.7)	13(112.3)	13(114.6)	13(118.3)	13(128.6)	13(135.1)	13(143.4)	12(153.0)		155.50
		Sectional time (s)	18.62	16.24	16.46	16.45	15.97	16.79	16.81	15.93	16.45	16.77	16.74		
		Cumulative time (s)	183.23	164.61	148.37	131.91	115.46	99.49	82.70	65.89	49.96	33.51	16.74	3:49.97	
		Speed (m/s)	10.74	12.32	12.15	12.16	12.52	11.91	11.90	12.55	12.16	11.93	11.95	11.31	
		Stride length (m)	5.55	6.08	6.05	6.01	6.12	5.94	5.86	6.10	5.97	5.88	5.97	5.65	
		Stride duration (s)	0.516	0.494	0.498	0.495	0.488	0.499	0.493	0.486	0.492	0.494	0.500	0.500	
		Stride efficiency (%)	48.08	57.74	57.24	56.49	58.46	55.18	53.73	58.05	55.77	54.10	55.63	49.89	
		Stride count	36.06	32.90	33.04	33.27	32.70	33.66	34.11	32.81	33.48	33.99	33.52	460.14	



Note: Horizontal distance axis grid lines are 200m furlongs.

Disclaimer.

HRNZ and NZMTC and Thoroughbred Ratings Pty Ltd accepts no responsibility for the completeness or accuracy of any of the information contained herein, and makes no representations about its suitability for any particular purpose. Users should make their own judgements about those matters and/or seek independent advice. You assume all risks associated with use of the data provided on this page.



Race Results



June 24, 2022, Race 2, SPECTATORS BAR TROT, Distance 2600m, Addington - Survey 3200m

Result	TAB no.	Horse (Barrier)	2600 to	2400m to
13th	15	Piper Highland... (1)	2400m	2200m
		Position in running (margin)	-	11(22.9)
		Sectional time (s)	20.40	21.01
		Cumulative time (s)	241.57	221.17
		Speed (m/s)	9.81	9.52
		Stride length (m)	5.53	4.93
		Stride duration (s)	0.489	0.518
		Stride efficiency (%)	47.84	38.01
		Stride count	36.15	40.55

Disclaimer.

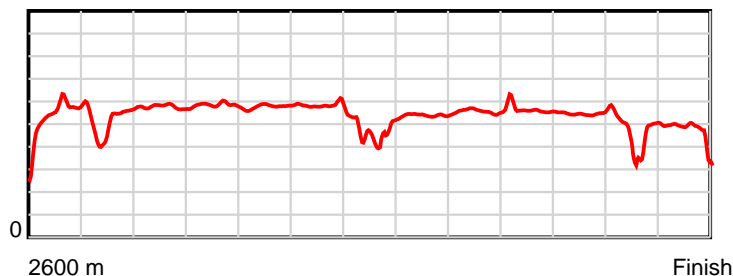
HRNZ and NZMTC and Thoroughbred Ratings Pty Ltd accepts no responsibility for the completeness or accuracy of any of the information contained herein, and makes no representations about its suitability for any particular purpose. Users should make their own judgements about those matters and/or seek independent advice. You assume all risks associated with use of the data provided on this page.

Race Results

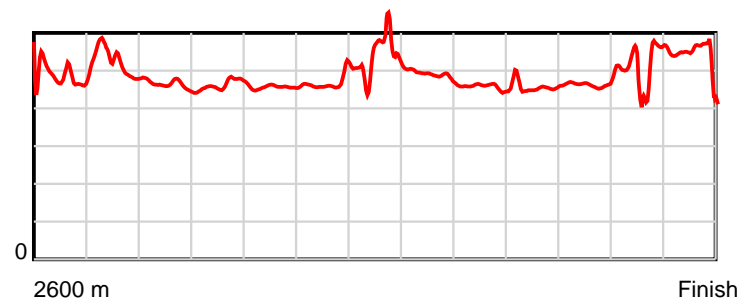
June 24, 2022, Race 2, SPECTATORS BAR TROT, Distance 2600m, Addington - Survey 3200m

Result	TAB no.	Horse (Barrier)	2200m to	2000m to	1800m to	1600m to	1400m to	1200m to	1000m to	800m to	600m to	400m to	200m to	Total or	Margin
13th	15	Piper Highland... (1)	2000m	1800m	1600m	1400m	1200m	1000m	800m	600m	400m	200m	WP	Average	
		Position in running (margin)	12(59.5)	12(62.6)	12(63.9)	12(59.3)	12(57.7)	12(98.7)	12(112.5)	12(121.0)	12(129.5)	12(140.6)	13(184.2)		223.80
		Sectional time (s)	16.10	15.85	15.63	16.24	22.43	18.47	16.51	16.26	16.91	22.46	23.30		
		Cumulative time (s)	200.16	184.06	168.21	152.58	136.34	113.91	95.44	78.93	62.67	45.76	23.30	4:01.57	
		Speed (m/s)	12.42	12.62	12.80	12.32	8.92	10.83	12.11	12.30	11.83	8.90	8.58	10.76	
		Stride length (m)	5.74	5.85	5.82	5.77	4.73	5.29	5.51	5.61	5.51	4.47	4.34	5.27	
		Stride duration (s)	0.462	0.463	0.455	0.469	0.531	0.488	0.455	0.456	0.466	0.502	0.506	0.489	
		Stride efficiency (%)	51.50	53.46	52.99	52.03	35.01	43.72	47.53	49.21	47.46	31.28	29.42	43.33	
		Stride count	34.84	34.19	34.35	34.66	42.25	37.81	36.26	35.64	36.29	44.70	46.09	493.78	

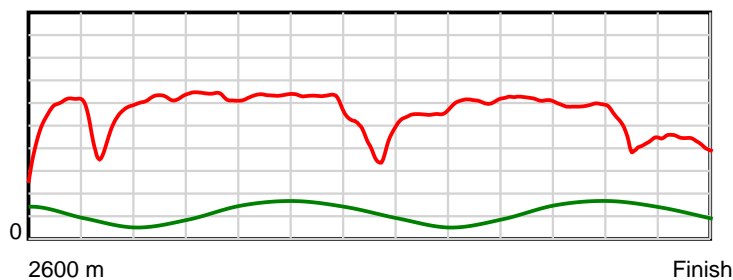
10 m Stride length



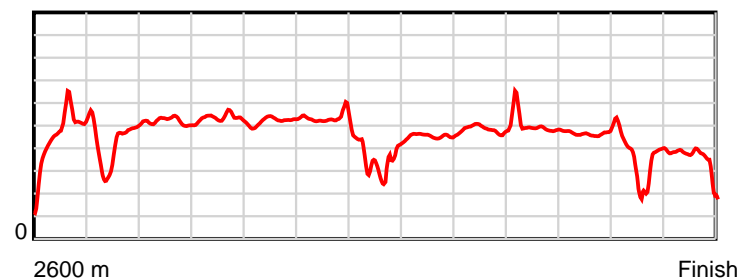
0.6 s Stride duration



20 m/sec Speed



100 % Stride efficiency



Note: Horizontal distance axis grid lines are 200m furlongs.

Disclaimer.

HRNZ and NZMTC and Thoroughbred Ratings Pty Ltd accepts no responsibility for the completeness or accuracy of any of the information contained herein, and makes no representations about its suitability for any particular purpose. Users should make their own judgements about those matters and/or seek independent advice. You assume all risks associated with use of the data provided on this page.