



Race Results

NZ Metropolitan Trotting Club Inc, HRNZ, June 24, 2022

Compilation date: June 24, 2022, 6:46:30 PM (NZST)

Copyright © 2022 HRNZ and NZMTC. All rights reserved.

Trademarks.

StrideMASTER is a registered trademark of Thoroughbred Ratings Pty Ltd.

Disclaimer.

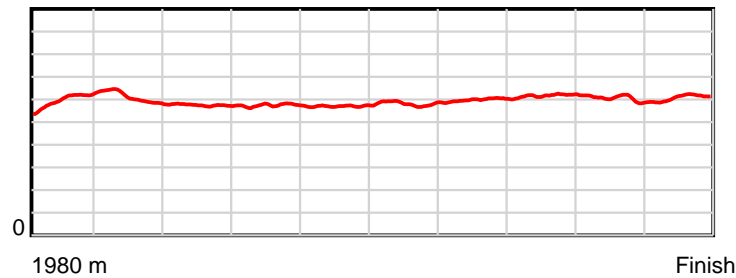
HRNZ and NZMTC and Thoroughbred Ratings Pty Ltd accepts no responsibility for the completeness or accuracy of any of the information contained herein, and makes no representations about its suitability for any particular purpose. Users should make their own judgements about those matters and/or seek independent advice. You assume all risks associated with use of the data provided on this page.

Race Results

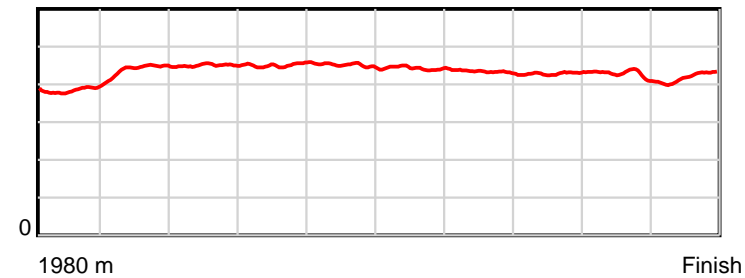
June 24, 2022, Race 5, , Distance 1980m, Addington - Survey 1980m

Result	TAB no.	Horse (Barrier)	1980 to	1800m to	1600m to	1400m to	1200m to	1000m to	800m to	600m to	400m to	200m to	Total or	Margin
1st	3	Evangelist (3)	1800m	1600m	1400m	1200m	1000m	800m	600m	400m	200m	WP	Average	
		Position in running (margin)	-	2(1.4)	2(1.7)	2(1.9)	2(1.4)	2(2.1)	3(2.3)	3(2.2)	3(1.3)	3(1.0)		0.00
		Sectional time (s)	11.59	14.62	15.65	15.65	15.86	15.32	14.52	13.96	14.19	13.79		
		Cumulative time (s)	145.15	133.56	118.94	103.29	87.64	71.78	56.46	41.94	27.98	13.79	2:25.15	
		Speed (m/s)	15.52	13.68	12.78	12.78	12.61	13.05	13.77	14.33	14.09	14.50	13.64	
		Stride length (m)	6.00	6.04	5.76	5.76	5.69	5.79	5.97	6.14	6.03	6.09	5.92	
		Stride duration (s)	0.385	0.441	0.450	0.451	0.451	0.443	0.434	0.428	0.427	0.420	0.434	
		Stride efficiency (%)	56.19	56.97	51.78	51.90	50.54	52.30	55.76	58.87	56.74	57.87	54.77	
		Stride count	30.02	33.12	34.75	34.70	35.17	34.57	33.48	32.58	33.19	32.86	334.44	

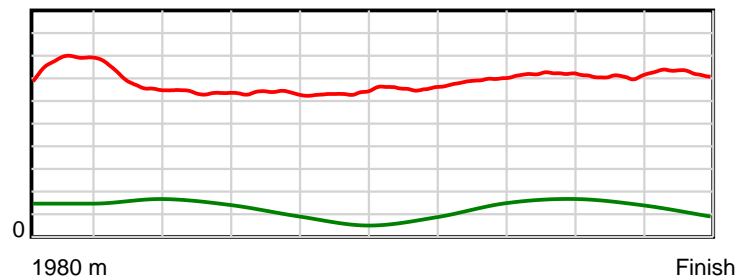
10 m Stride length



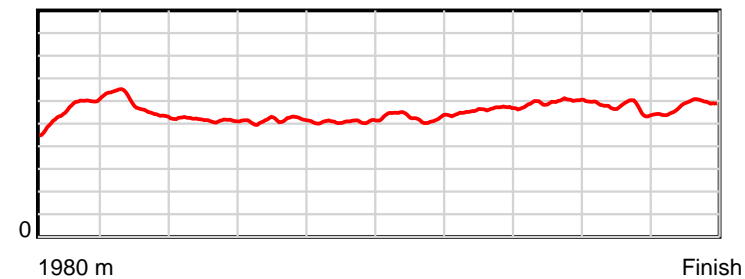
0.6 s Stride duration



20 m/sec Speed



100 % Stride efficiency



Note: Horizontal distance axis grid lines are 200m furlongs.

Disclaimer.

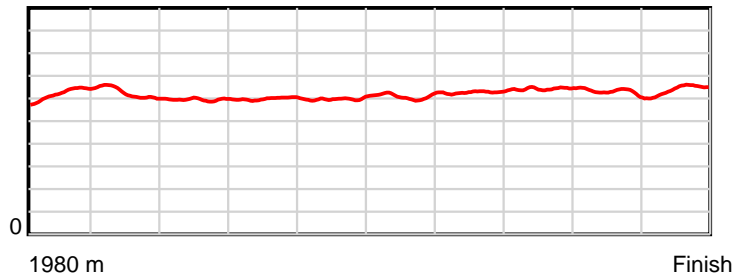
HRNZ and NZMTC and Thoroughbred Ratings Pty Ltd accepts no responsibility for the completeness or accuracy of any of the information contained herein, and makes no representations about its suitability for any particular purpose. Users should make their own judgements about those matters and/or seek independent advice. You assume all risks associated with use of the data provided on this page.

Race Results

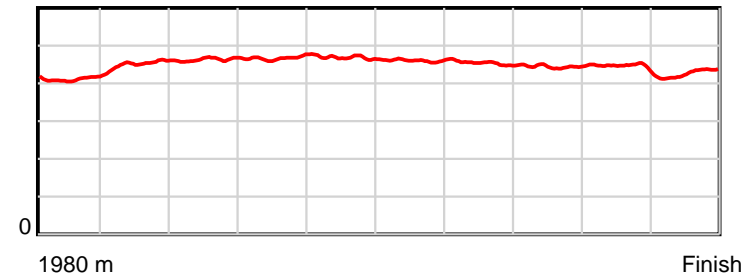
June 24, 2022, Race 5, , Distance 1980m, Addington - Survey 1980m

Result	TAB no.	Horse (Barrier)	1980 to	1800m to	1600m to	1400m to	1200m to	1000m to	800m to	600m to	400m to	200m to	Total or	Margin
2nd	10	All By Myself (10)	1800m	1600m	1400m	1200m	1000m	800m	600m	400m	200m	WP	Average	
		Position in running (margin)	-	8(5.3)	7(6.0)	6(5.5)	6(5.3)	6(5.4)	7(5.6)	10(5.5)	9(4.9)	8(4.4)		1.10
		Sectional time (s)	12.25	14.69	15.53	15.70	15.76	15.33	14.52	14.00	14.16	13.42		
		Cumulative time (s)	145.36	133.11	118.42	102.89	87.19	71.43	56.10	41.58	27.58	13.42	2:25.36	
		Speed (m/s)	14.70	13.61	12.88	12.74	12.69	13.05	13.77	14.29	14.12	14.90	13.62	
		Stride length (m)	6.23	6.16	5.97	5.95	5.95	6.00	6.25	6.35	6.29	6.36	6.15	
		Stride duration (s)	0.411	0.452	0.463	0.467	0.469	0.460	0.454	0.445	0.445	0.427	0.451	
		Stride efficiency (%)	60.69	59.24	55.63	55.28	55.28	56.35	61.04	63.10	61.83	63.30	59.03	
		Stride count	28.88	32.48	33.52	33.63	33.63	33.31	32.00	31.47	31.80	31.42	322.14	

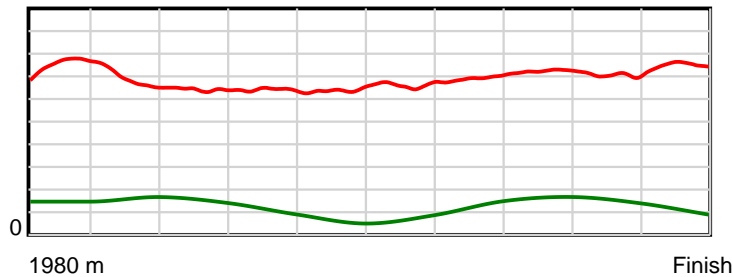
10 m Stride length



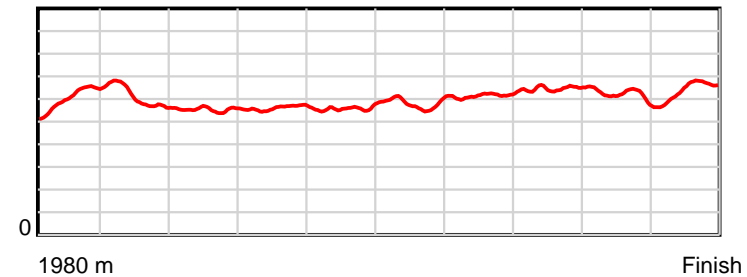
0.6 s Stride duration



20 m/sec Speed



100 % Stride efficiency



Note: Horizontal distance axis grid lines are 200m furlongs.

Disclaimer.

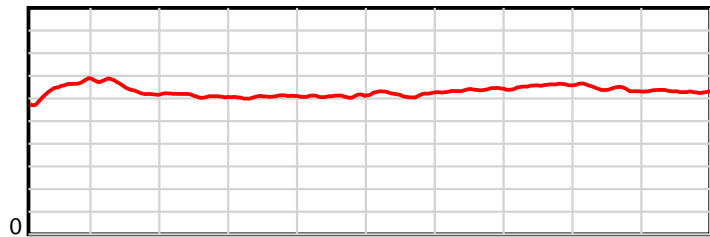
HRNZ and NZMTC and Thoroughbred Ratings Pty Ltd accepts no responsibility for the completeness or accuracy of any of the information contained herein, and makes no representations about its suitability for any particular purpose. Users should make their own judgements about those matters and/or seek independent advice. You assume all risks associated with use of the data provided on this page.

Race Results

June 24, 2022, Race 5, , Distance 1980m, Addington - Survey 1980m

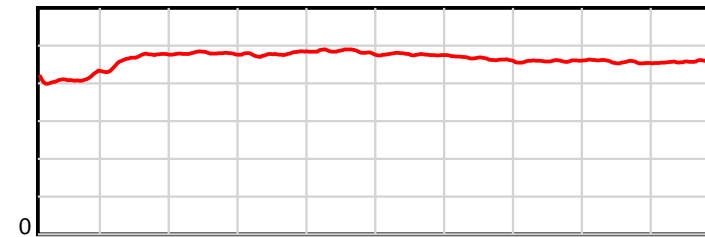
Result	TAB no.	Horse (Barrier)	1980 to	1800m to	1600m to	1400m to	1200m to	1000m to	800m to	600m to	400m to	200m to	Total or	Margin
3rd	6	Kikorangi Blue (6)	1800m	1600m	1400m	1200m	1000m	800m	600m	400m	200m	WP	Average	
		Position in running (margin)	-	1(0.0)	1(0.0)	1(0.0)	1(0.0)	1(0.0)	1(0.0)	1(0.0)	1(0.0)	1(0.0)		3.20
		Sectional time (s)	11.37	14.57	15.62	15.73	15.74	15.29	14.54	14.10	14.24	14.59		
		Cumulative time (s)	145.79	134.42	119.85	104.23	88.50	72.76	57.47	42.93	28.83	14.59	2:25.79	
		Speed (m/s)	15.84	13.73	12.80	12.71	12.71	13.08	13.76	14.18	14.04	13.71	13.58	
		Stride length (m)	6.53	6.41	6.14	6.08	6.15	6.23	6.39	6.52	6.42	6.29	6.31	
		Stride duration (s)	0.412	0.467	0.480	0.478	0.484	0.477	0.465	0.459	0.457	0.459	0.465	
		Stride efficiency (%)	66.67	64.24	58.95	57.78	59.16	60.71	63.87	66.40	64.33	61.80	62.25	
		Stride count	27.56	31.19	32.56	32.89	32.50	32.09	31.28	30.68	31.17	31.80	313.72	

10 m Stride length



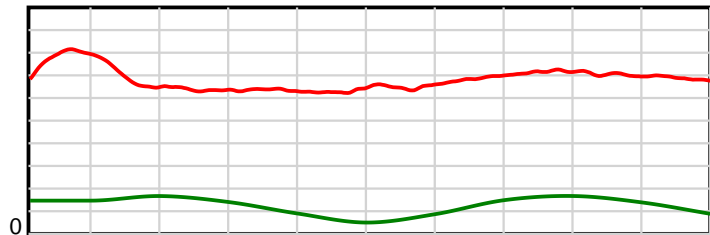
1980 m Finish

0.6 s Stride duration



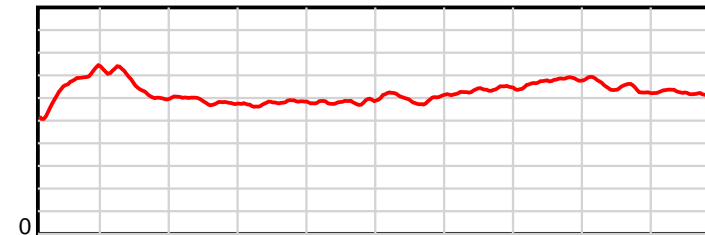
1980 m Finish

20 m/sec Speed



1980 m Finish

100 % Stride efficiency



1980 m Finish

Note: Horizontal distance axis grid lines are 200m furlongs.

Disclaimer.

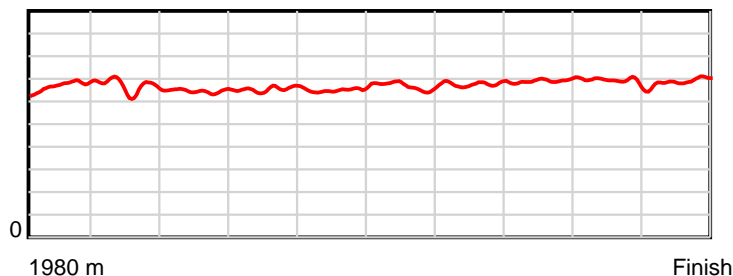
HRNZ and NZMTC and Thoroughbred Ratings Pty Ltd accepts no responsibility for the completeness or accuracy of any of the information contained herein, and makes no representations about its suitability for any particular purpose. Users should make their own judgements about those matters and/or seek independent advice. You assume all risks associated with use of the data provided on this page.

Race Results

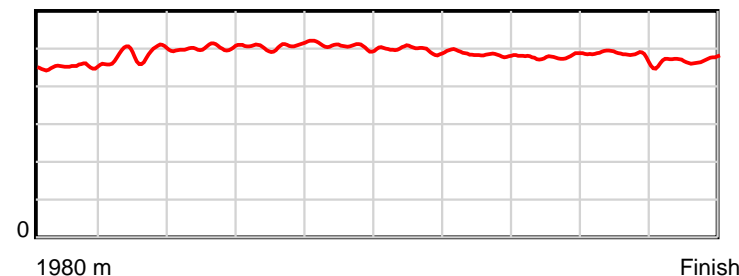
June 24, 2022, Race 5, , Distance 1980m, Addington - Survey 1980m

Result	TAB no.	Horse (Barrier)	1980 to	1800m to	1600m to	1400m to	1200m to	1000m to	800m to	600m to	400m to	200m to	Total or	Margin
4th	11	Classy Dancer (11)	1800m	1600m	1400m	1200m	1000m	800m	600m	400m	200m	WP	Average	
		Position in running (margin)	-	9(6.5)	10(8.9)	8(7.5)	8(6.8)	8(6.3)	9(7.5)	12(7.3)	12(7.5)	10(5.9)		3.80
		Sectional time (s)	12.43	14.97	15.40	15.61	15.66	15.48	14.51	14.13	13.98	13.66		
		Cumulative time (s)	145.83	133.40	118.43	103.03	87.42	71.76	56.28	41.77	27.64	13.66	2:25.83	
		Speed (m/s)	14.48	13.36	12.99	12.81	12.77	12.92	13.78	14.15	14.31	14.64	13.58	
		Stride length (m)	6.72	6.50	6.53	6.49	6.48	6.41	6.69	6.79	6.88	6.91	6.63	
		Stride duration (s)	0.452	0.486	0.502	0.507	0.507	0.496	0.485	0.479	0.481	0.472	0.489	
		Stride efficiency (%)	70.55	65.94	66.57	65.86	65.52	64.27	69.87	71.96	74.01	74.61	68.76	
		Stride count	26.79	30.79	30.64	30.81	30.89	31.19	29.91	29.47	29.06	28.94	298.49	

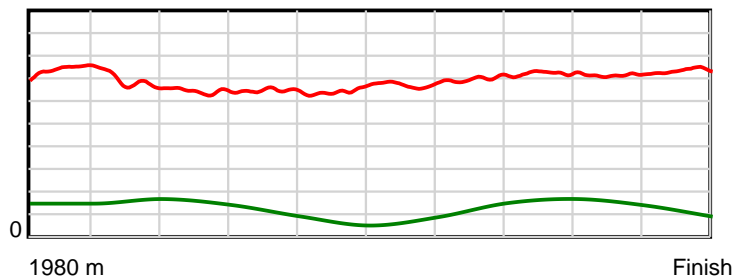
10 m Stride length



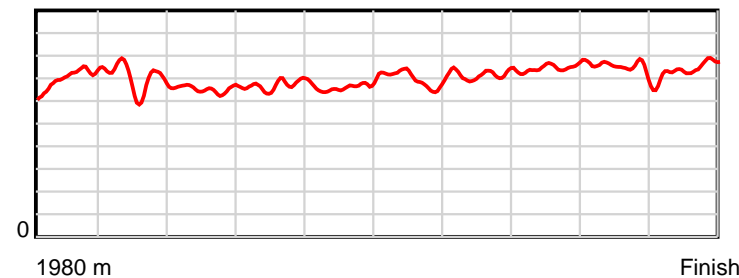
0.6 s Stride duration



20 m/sec Speed



100 % Stride efficiency



Note: Horizontal distance axis grid lines are 200m furlongs.

Disclaimer.

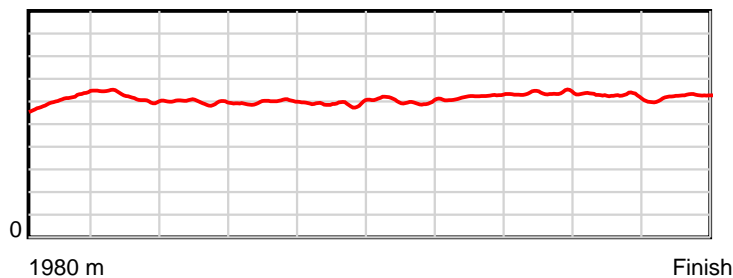
HRNZ and NZMTC and Thoroughbred Ratings Pty Ltd accepts no responsibility for the completeness or accuracy of any of the information contained herein, and makes no representations about its suitability for any particular purpose. Users should make their own judgements about those matters and/or seek independent advice. You assume all risks associated with use of the data provided on this page.

Race Results

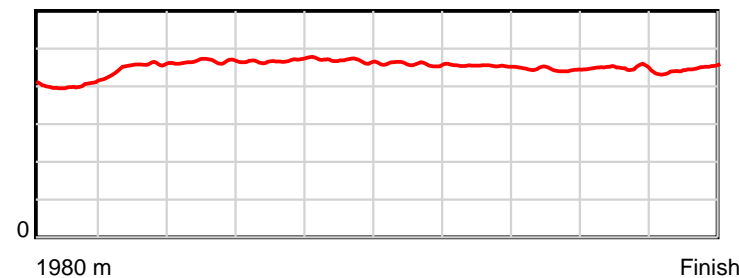
June 24, 2022, Race 5, , Distance 1980m, Addington - Survey 1980m

Result	TAB no.	Horse (Barrier)	1980 to	1800m to	1600m to	1400m to	1200m to	1000m to	800m to	600m to	400m to	200m to	Total or	Margin
5th	1	Mitsi Gaynor (1)	1800m	1600m	1400m	1200m	1000m	800m	600m	400m	200m	WP	Average	
		Position in running (margin)	-	4(2.7)	4(5.3)	4(4.4)	4(3.8)	5(4.6)	5(4.2)	6(4.0)	6(3.1)	5(3.4)		5.00
		Sectional time (s)	11.81	15.00	15.48	15.63	15.87	15.23	14.51	13.94	14.30	14.03		
		Cumulative time (s)	145.80	133.99	118.99	103.51	87.88	72.01	56.78	42.27	28.33	14.03	2:25.80	
		Speed (m/s)	15.24	13.33	12.92	12.80	12.60	13.13	13.78	14.35	13.99	14.26	13.58	
		Stride length (m)	6.16	6.03	6.02	5.99	5.90	6.03	6.26	6.38	6.28	6.35	6.13	
		Stride duration (s)	0.401	0.452	0.466	0.468	0.468	0.459	0.454	0.445	0.449	0.446	0.452	
		Stride efficiency (%)	59.25	56.79	56.61	56.00	54.46	56.81	61.17	63.56	61.55	63.06	58.80	
		Stride count	29.23	33.18	33.23	33.41	33.88	33.17	31.97	31.36	31.87	31.48	322.78	

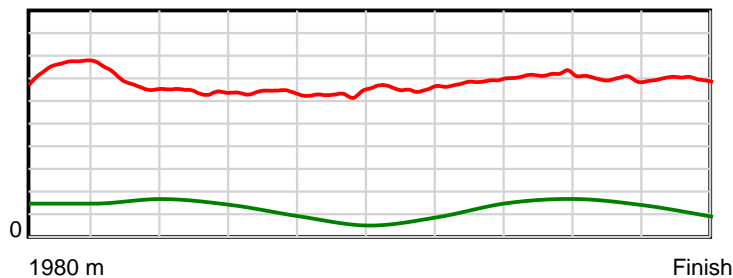
10 m Stride length



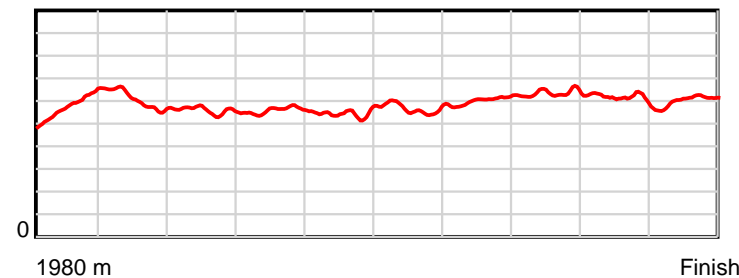
0.6 s Stride duration



20 m/sec Speed



100 % Stride efficiency



Note: Horizontal distance axis grid lines are 200m furlongs.

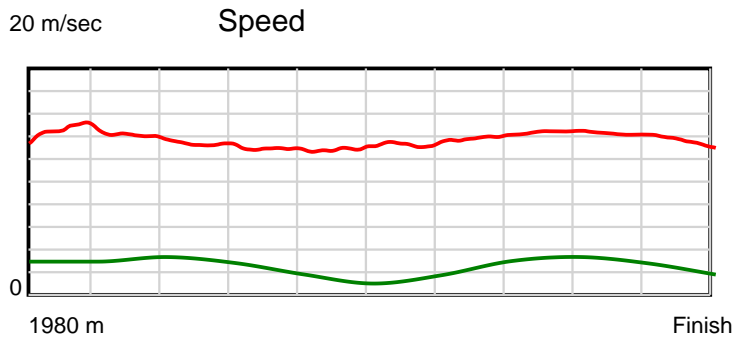
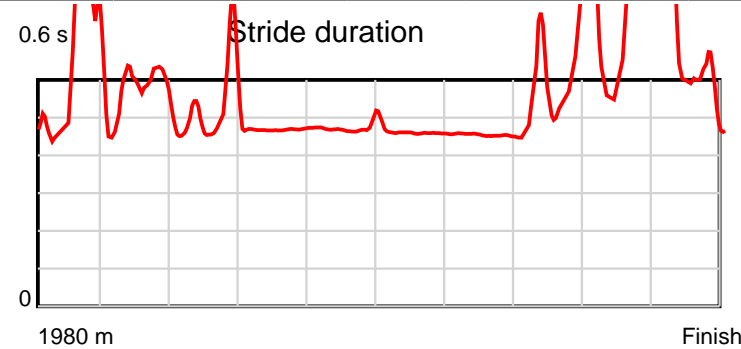
Disclaimer.

HRNZ and NZMTC and Thoroughbred Ratings Pty Ltd accepts no responsibility for the completeness or accuracy of any of the information contained herein, and makes no representations about its suitability for any particular purpose. Users should make their own judgements about those matters and/or seek independent advice. You assume all risks associated with use of the data provided on this page.

Race Results

June 24, 2022, Race 5, , Distance 1980m, Addington - Survey 1980m

Result	TAB no.	Horse (Barrier)	1980 to	1800m to	1600m to	1400m to	1200m to	1000m to	800m to	600m to	400m to	200m to	Total or	Margin
6th	7	Sweet Belle (7)	1800m	1600m	1400m	1200m	1000m	800m	600m	400m	200m	WP	Average	
		Position in running (margin)	-	7(5.0)	6(5.7)	3(3.6)	3(2.4)	3(2.7)	2(1.4)	2(0.9)	2(0.5)	2(0.9)		5.90
		Sectional time (s)	12.17	14.70	15.27	15.53	15.79	15.09	14.45	14.03	14.31	14.86		
		Cumulative time (s)	146.20	134.03	119.33	104.06	88.53	72.74	57.65	43.20	29.17	14.86	2:26.20	
		Speed (m/s)	14.79	13.61	13.10	12.88	12.67	13.25	13.84	14.26	13.98	13.46	13.54	
		Stride length (m)	7.61	7.18	6.78	6.04	5.98	6.09	6.27	8.69	12.03	7.73	7.13	
		Stride duration (s)	0.512	0.528	0.517	0.469	0.472	0.459	0.453	0.609	0.860	0.575	0.526	
		Stride efficiency (%)	90.52	80.62	71.82	56.93	55.92	57.88	61.39	117.91	226.06	93.39	79.35	
		Stride count	23.65	27.85	29.50	33.14	33.43	32.86	31.91	23.02	16.63	25.87	277.86	



Note: Horizontal distance axis grid lines are 200m furlongs.

Disclaimer.

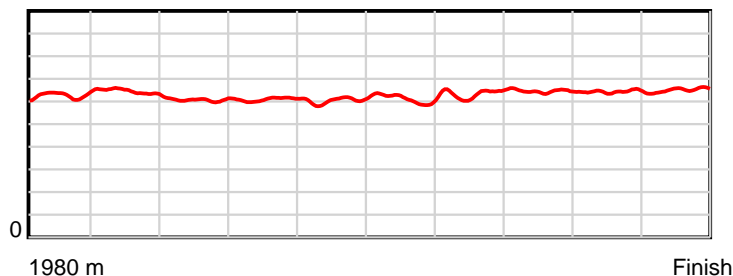
HRNZ and NZMTC and Thoroughbred Ratings Pty Ltd accepts no responsibility for the completeness or accuracy of any of the information contained herein, and makes no representations about its suitability for any particular purpose. Users should make their own judgements about those matters and/or seek independent advice. You assume all risks associated with use of the data provided on this page.

Race Results

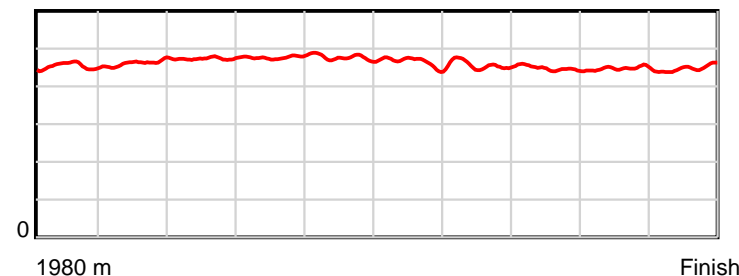
June 24, 2022, Race 5, , Distance 1980m, Addington - Survey 1980m

Result	TAB no.	Horse (Barrier)	1980 to	1800m to	1600m to	1400m to	1200m to	1000m to	800m to	600m to	400m to	200m to	Total or	Margin
7th	14	Superstar Lege... (14)	1800m	1600m	1400m	1200m	1000m	800m	600m	400m	200m	WP	Average	
		Position in running (margin)	-	14(12.2)	12(11.7)	12(11.5)	12(10.9)	13(11.2)	13(10.8)	14(10.0)	14(9.2)	14(7.7)		6.80
		Sectional time (s)	13.37	14.49	15.60	15.64	15.78	15.23	14.40	13.97	14.00	13.87		
		Cumulative time (s)	146.35	132.98	118.49	102.89	87.25	71.47	56.24	41.84	27.87	13.87	2:26.35	
		Speed (m/s)	13.46	13.80	12.82	12.79	12.67	13.13	13.89	14.32	14.29	14.42	13.53	
		Stride length (m)	6.31	6.38	6.07	6.10	6.03	6.10	6.35	6.41	6.39	6.46	6.26	
		Stride duration (s)	0.455	0.462	0.473	0.477	0.476	0.464	0.457	0.448	0.447	0.448	0.462	
		Stride efficiency (%)	62.30	63.55	57.60	58.15	56.91	58.08	62.95	64.16	63.83	65.20	61.15	
		Stride count	28.51	31.36	32.94	32.78	33.14	32.81	31.51	31.21	31.29	30.96	316.51	

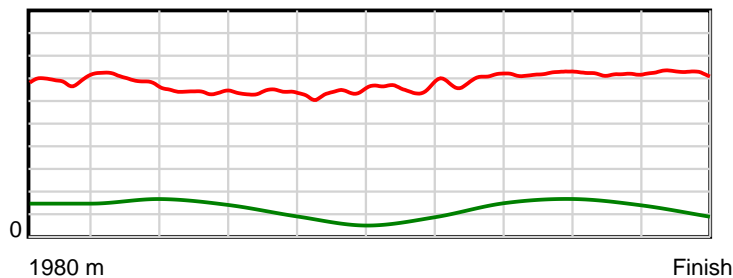
10 m Stride length



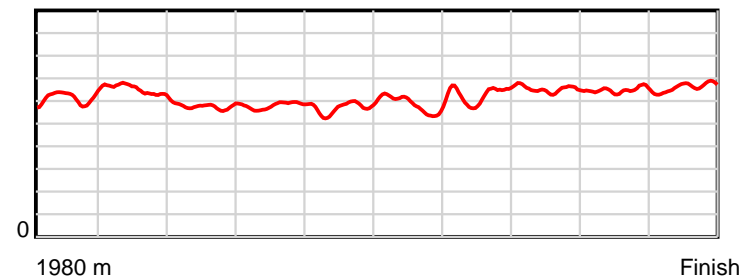
0.6 s Stride duration



20 m/sec Speed



100 % Stride efficiency



Note: Horizontal distance axis grid lines are 200m furlongs.

Disclaimer.

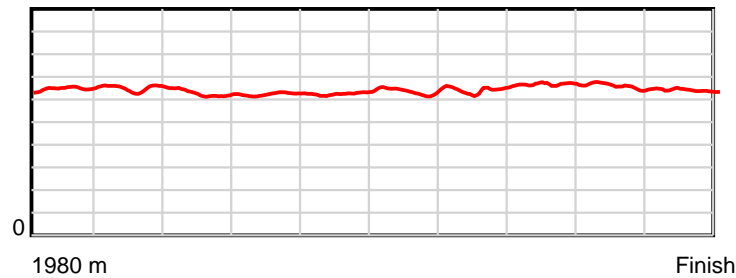
HRNZ and NZMTC and Thoroughbred Ratings Pty Ltd accepts no responsibility for the completeness or accuracy of any of the information contained herein, and makes no representations about its suitability for any particular purpose. Users should make their own judgements about those matters and/or seek independent advice. You assume all risks associated with use of the data provided on this page.

Race Results

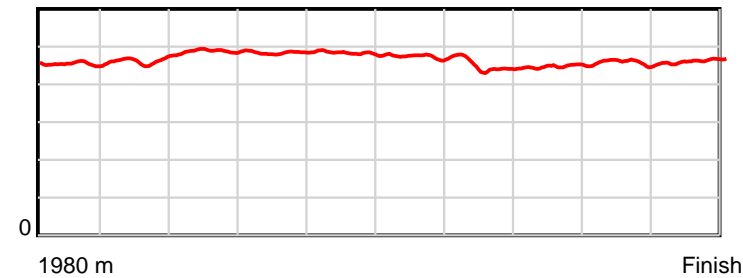
June 24, 2022, Race 5, , Distance 1980m, Addington - Survey 1980m

Result	TAB no.	Horse (Barrier)	1980 to	1800m to	1600m to	1400m to	1200m to	1000m to	800m to	600m to	400m to	200m to	Total or	Margin
8th	13	Shanika (13)	1800m	1600m	1400m	1200m	1000m	800m	600m	400m	200m	WP	Average	
		Position in running (margin)	-	11(9.5)	11(9.7)	11(11.1)	11(10.0)	11(10.0)	10(8.5)	8(5.2)	7(3.3)	6(4.1)		7.00
		Sectional time (s)	12.95	14.61	15.84	15.55	15.75	15.03	13.99	13.77	14.38	14.45		
		Cumulative time (s)	146.32	133.37	118.76	102.92	87.37	71.62	56.59	42.60	28.83	14.45	2:26.32	
		Speed (m/s)	13.90	13.69	12.63	12.86	12.70	13.31	14.30	14.52	13.91	13.84	13.53	
		Stride length (m)	6.49	6.34	6.16	6.22	6.14	6.31	6.40	6.49	6.37	6.40	6.33	
		Stride duration (s)	0.454	0.463	0.488	0.483	0.483	0.474	0.448	0.447	0.458	0.463	0.468	
		Stride efficiency (%)	65.89	62.74	59.28	60.41	58.83	62.14	64.06	65.82	63.36	64.05	62.55	
		Stride count	27.72	31.56	32.47	32.17	32.60	31.72	31.24	30.82	31.41	31.24	312.95	

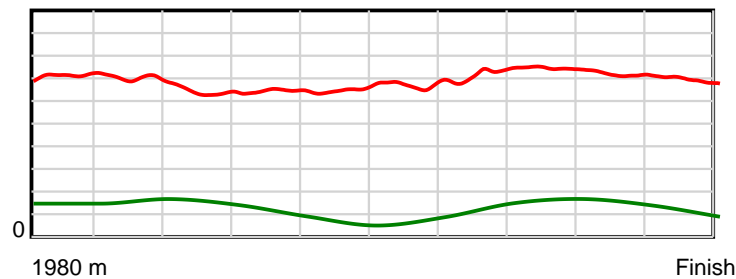
10 m Stride length



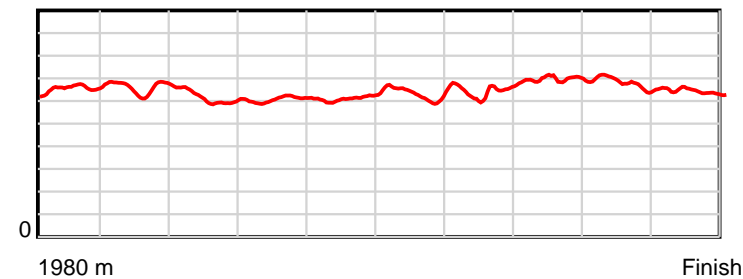
0.6 s Stride duration



20 m/sec Speed



100 % Stride efficiency



Note: Horizontal distance axis grid lines are 200m furlongs.

Disclaimer.

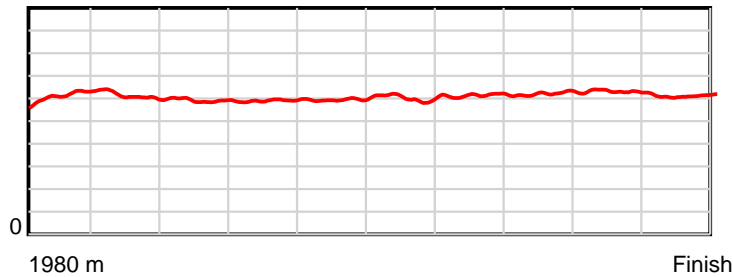
HRNZ and NZMTC and Thoroughbred Ratings Pty Ltd accepts no responsibility for the completeness or accuracy of any of the information contained herein, and makes no representations about its suitability for any particular purpose. Users should make their own judgements about those matters and/or seek independent advice. You assume all risks associated with use of the data provided on this page.

Race Results

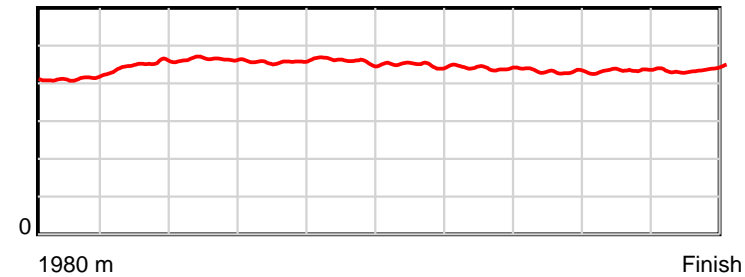
June 24, 2022, Race 5, , Distance 1980m, Addington - Survey 1980m

Result	TAB no.	Horse (Barrier)	1980 to	1800m to	1600m to	1400m to	1200m to	1000m to	800m to	600m to	400m to	200m to	Total or	Margin
9th	2	Bizzie Lou (2)	1800m	1600m	1400m	1200m	1000m	800m	600m	400m	200m	WP	Average	
		Position in running (margin)	-	6(4.7)	8(7.5)	10(9.2)	9(7.8)	8(6.9)	11(6.1)	11(6.9)	12(6.1)			8.00
		Sectional time (s)	12.15	15.03	15.90	15.49	15.70	15.19	14.40	14.23	14.12	14.29		
		Cumulative time (s)	146.50	134.35	119.32	103.42	87.93	72.23	57.04	42.64	28.41	14.29	2:26.50	
		Speed (m/s)	14.81	13.31	12.58	12.91	12.74	13.17	13.89	14.05	14.16	14.00	13.52	
		Stride length (m)	6.13	5.97	5.84	5.90	5.85	5.91	6.12	6.06	6.16	6.10	6.00	
		Stride duration (s)	0.412	0.449	0.464	0.457	0.459	0.449	0.440	0.431	0.435	0.436	0.444	
		Stride efficiency (%)	58.78	55.68	53.26	54.32	53.56	54.66	58.44	57.33	59.32	58.20	56.27	
		Stride count	29.35	33.51	34.26	33.92	34.16	33.82	32.70	33.02	32.46	32.77	329.97	

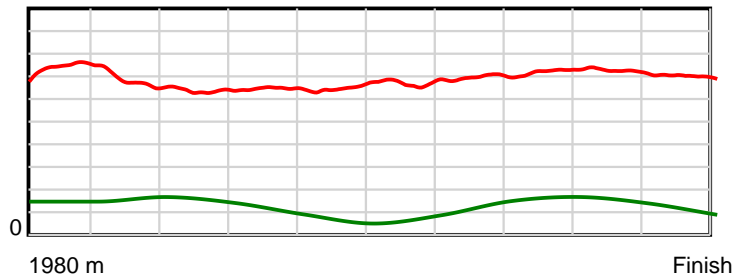
10 m Stride length



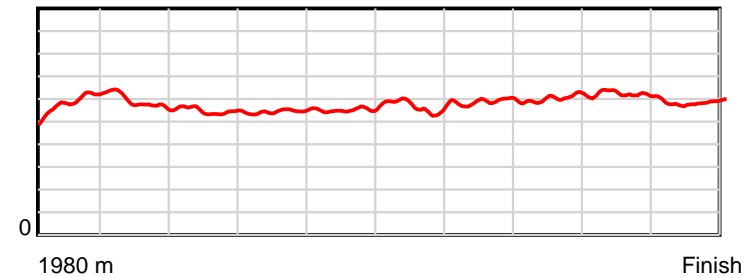
0.6 s Stride duration



20 m/sec Speed



100 % Stride efficiency



Note: Horizontal distance axis grid lines are 200m furlongs.

Disclaimer.

HRNZ and NZMTC and Thoroughbred Ratings Pty Ltd accepts no responsibility for the completeness or accuracy of any of the information contained herein, and makes no representations about its suitability for any particular purpose. Users should make their own judgements about those matters and/or seek independent advice. You assume all risks associated with use of the data provided on this page.

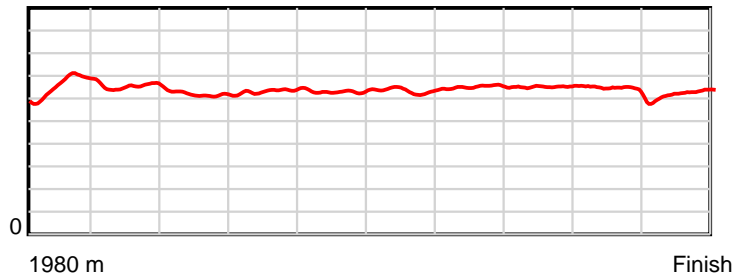


Race Results

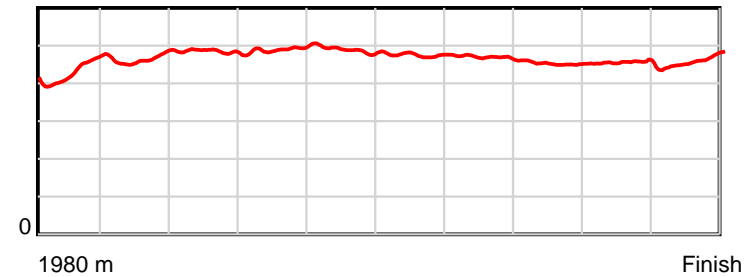
June 24, 2022, Race 5, , Distance 1980m, Addington - Survey 1980m

Result	TAB no.	Horse (Barrier)	1980 to	1800m to	1600m to	1400m to	1200m to	1000m to	800m to	600m to	400m to	200m to	Total or	Margin
10th	5	Deja Blue (5)	1800m	1600m	1400m	1200m	1000m	800m	600m	400m	200m	WP	Average	
		Position in running (margin)	-	5(3.0)	3(3.9)	5(5.3)	5(4.0)	4(3.7)	4(3.5)	4(2.7)	4(2.7)	7(4.1)		8.70
		Sectional time (s)	11.85	14.73	15.84	15.52	15.69	15.27	14.40	14.10	14.48	14.83		
		Cumulative time (s)	146.71	134.86	120.13	104.29	88.77	73.08	57.81	43.41	29.31	14.83	2:26.71	
		Speed (m/s)	15.18	13.58	12.63	12.89	12.75	13.10	13.89	14.18	13.81	13.49	13.50	
		Stride length (m)	6.54	6.32	6.11	6.32	6.23	6.22	6.51	6.41	6.26	6.22	6.31	
		Stride duration (s)	0.430	0.466	0.484	0.490	0.489	0.475	0.469	0.452	0.453	0.462	0.468	
		Stride efficiency (%)	66.85	62.42	58.40	62.32	60.66	60.42	66.23	64.17	61.29	60.54	62.22	
		Stride count	27.52	31.64	32.71	31.67	32.10	32.16	30.72	31.21	31.93	32.13	313.79	

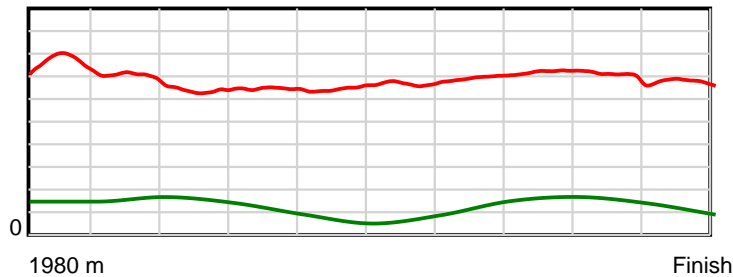
10 m Stride length



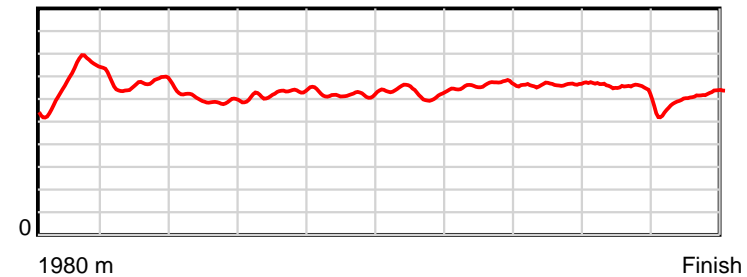
0.6 s Stride duration



20 m/sec Speed



100 % Stride efficiency



Note: Horizontal distance axis grid lines are 200m furlongs.

Disclaimer.

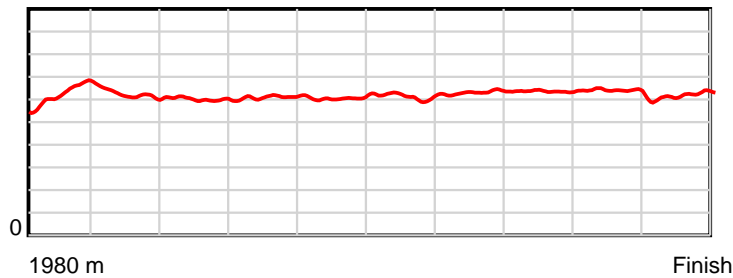
HRNZ and NZMTC and Thoroughbred Ratings Pty Ltd accepts no responsibility for the completeness or accuracy of any of the information contained herein, and makes no representations about its suitability for any particular purpose. Users should make their own judgements about those matters and/or seek independent advice. You assume all risks associated with use of the data provided on this page.

Race Results

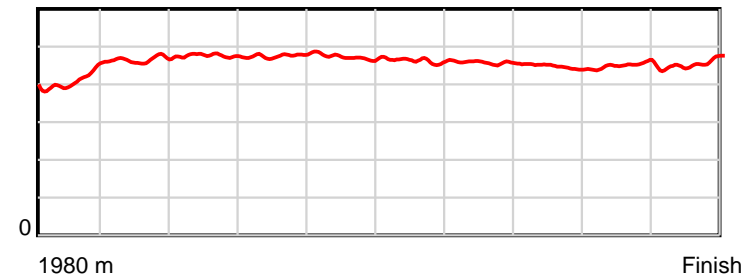
June 24, 2022, Race 5, , Distance 1980m, Addington - Survey 1980m

Result	TAB no.	Horse (Barrier)	1980 to	1800m to	1600m to	1400m to	1200m to	1000m to	800m to	600m to	400m to	200m to	Total or	Margin
11th	4	Swell Time (4)	1800m	1600m	1400m	1200m	1000m	800m	600m	400m	200m	WP	Average	
		Position in running (margin)	-	3(2.1)	5(5.6)	7(7.2)	7(5.8)	7(5.6)	6(5.3)	7(4.6)	10(5.2)	9(5.1)		9.20
		Sectional time (s)	11.69	15.17	15.88	15.51	15.70	15.25	14.42	14.20	14.22	14.57		
		Cumulative time (s)	146.61	134.92	119.75	103.87	88.36	72.66	57.41	42.99	28.79	14.57	2:26.61	
		Speed (m/s)	15.39	13.18	12.59	12.89	12.74	13.11	13.87	14.08	14.06	13.73	13.50	
		Stride length (m)	6.34	6.14	5.99	6.14	6.02	6.07	6.34	6.30	6.33	6.27	6.19	
		Stride duration (s)	0.412	0.466	0.476	0.476	0.473	0.463	0.457	0.447	0.450	0.457	0.458	
		Stride efficiency (%)	62.81	58.93	56.14	58.89	56.62	57.55	62.78	61.93	62.54	61.36	59.85	
		Stride count	28.39	32.57	33.37	32.58	33.23	32.96	31.55	31.77	31.61	31.92	319.95	

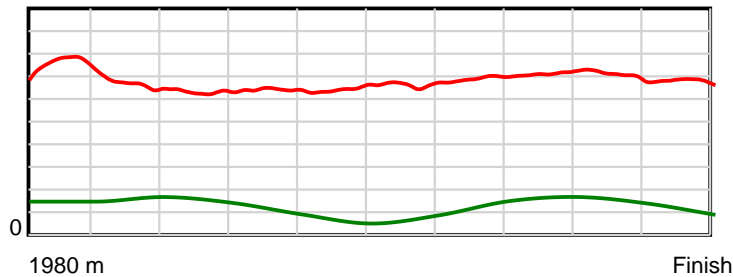
10 m Stride length



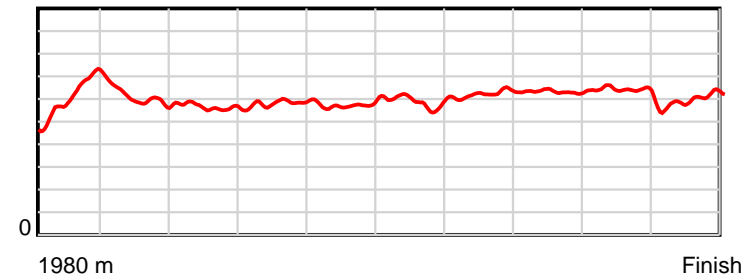
0.6 s Stride duration



20 m/sec Speed



100 % Stride efficiency



Note: Horizontal distance axis grid lines are 200m furlongs.

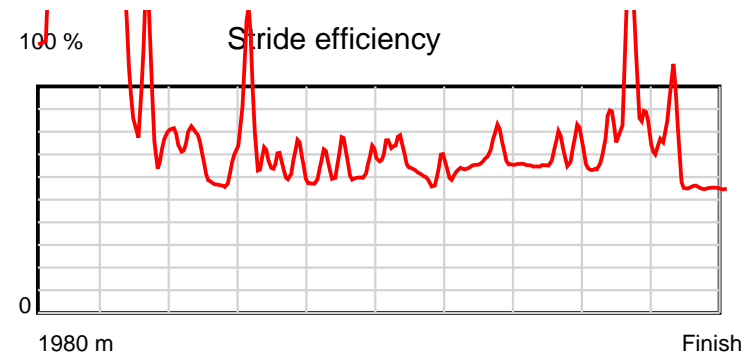
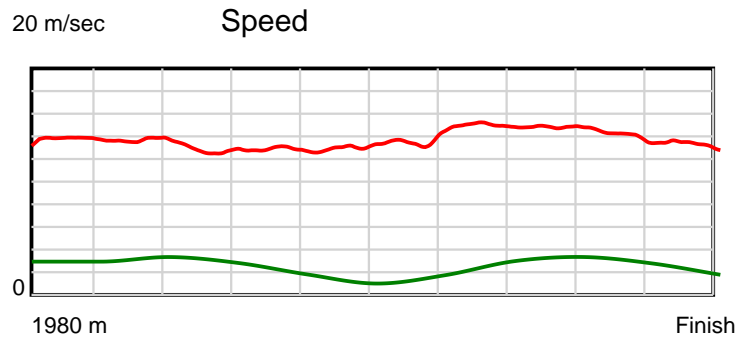
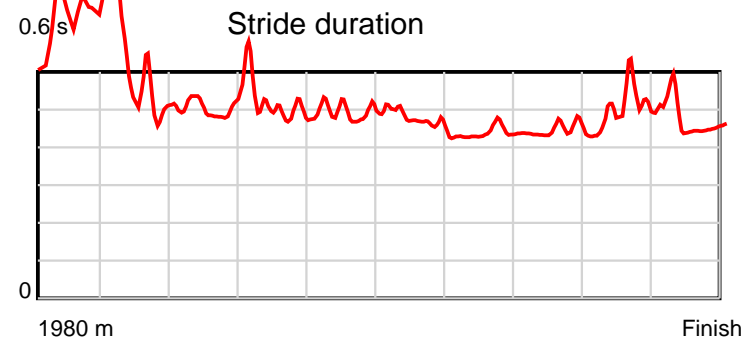
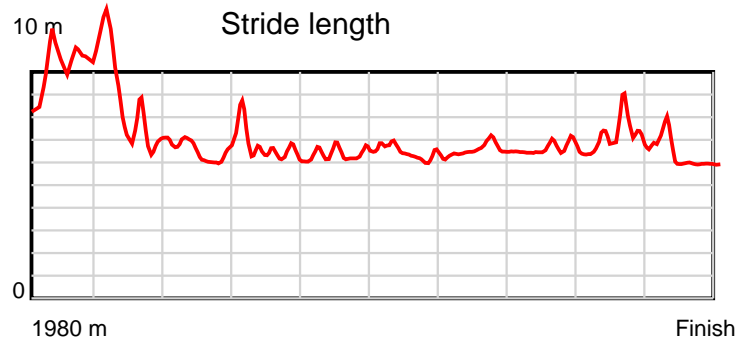
Disclaimer.

HRNZ and NZMTC and Thoroughbred Ratings Pty Ltd accepts no responsibility for the completeness or accuracy of any of the information contained herein, and makes no representations about its suitability for any particular purpose. Users should make their own judgements about those matters and/or seek independent advice. You assume all risks associated with use of the data provided on this page.

Race Results

June 24, 2022, Race 5, , Distance 1980m, Addington - Survey 1980m

Result	TAB no.	Horse (Barrier)	1980 to	1800m to	1600m to	1400m to	1200m to	1000m to	800m to	600m to	400m to	200m to	Total or	Margin
12th	8	Kowhai Shadow (8)	1800m	1600m	1400m	1200m	1000m	800m	600m	400m	200m	WP	Average	
		Position in running (margin)	-	12(11.2)	13(14.2)	13(13.1)	13(11.9)	12(10.5)	12(10.8)	5(3.7)	5(3.0)	4(3.2)		9.60
		Sectional time (s)	13.24	15.07	15.43	15.54	15.50	15.35	13.35	13.97	14.27	14.89		
		Cumulative time (s)	146.61	133.37	118.30	102.87	87.33	71.83	56.48	43.13	29.16	14.89	2:26.61	
		Speed (m/s)	13.60	13.27	12.96	12.87	12.90	13.03	14.98	14.32	14.02	13.43	13.51	
		Stride length (m)	8.75	7.33	6.41	6.49	6.26	6.08	6.54	6.30	6.62	6.23	6.61	
		Stride duration (s)	0.632	0.553	0.494	0.504	0.486	0.467	0.437	0.440	0.473	0.464	0.490	
		Stride efficiency (%)	119.67	84.04	64.19	65.73	61.31	57.80	66.81	61.94	68.55	60.74	68.37	
		Stride count	20.57	27.27	31.20	30.84	31.93	32.89	30.59	31.77	30.20	32.08	299.34	



Note: Horizontal distance axis grid lines are 200m furlongs.

Disclaimer.

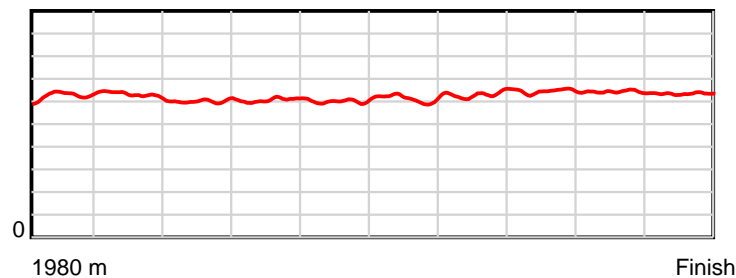
HRNZ and NZMTC and Thoroughbred Ratings Pty Ltd accepts no responsibility for the completeness or accuracy of any of the information contained herein, and makes no representations about its suitability for any particular purpose. Users should make their own judgements about those matters and/or seek independent advice. You assume all risks associated with use of the data provided on this page.

Race Results

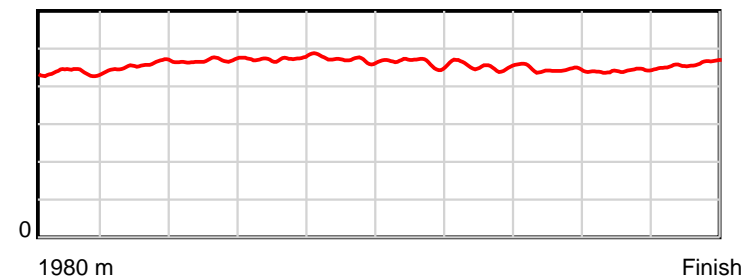
June 24, 2022, Race 5, , Distance 1980m, Addington - Survey 1980m

Result	TAB no.	Horse (Barrier)	1980 to	1800m to	1600m to	1400m to	1200m to	1000m to	800m to	600m to	400m to	200m to	Total or	Margin
13th	12	Maren Franco (12)	1800m	1600m	1400m	1200m	1000m	800m	600m	400m	200m	WP	Average	
		Position in running (margin)	-	10(9.4)	9(8.7)	9(9.0)	10(8.3)	10(9.7)	11(9.3)	13(8.4)	13(8.0)	13(7.3)		11.00
		Sectional time (s)	12.92	14.47	15.65	15.63	15.97	15.22	14.39	14.03	14.13	14.59		
		Cumulative time (s)	147.00	134.08	119.61	103.96	88.33	72.36	57.14	42.75	28.72	14.59	2:27.00	
		Speed (m/s)	13.93	13.82	12.78	12.80	12.52	13.14	13.90	14.26	14.15	13.71	13.47	
		Stride length (m)	6.30	6.31	5.98	6.05	5.91	6.09	6.30	6.34	6.25	6.31	6.18	
		Stride duration (s)	0.437	0.456	0.468	0.472	0.472	0.464	0.453	0.444	0.442	0.460	0.459	
		Stride efficiency (%)	61.96	62.24	55.94	57.11	54.52	57.96	62.05	62.72	61.09	62.16	59.64	
		Stride count	28.59	31.69	33.43	33.08	33.86	32.84	31.74	31.57	31.99	31.71	320.50	

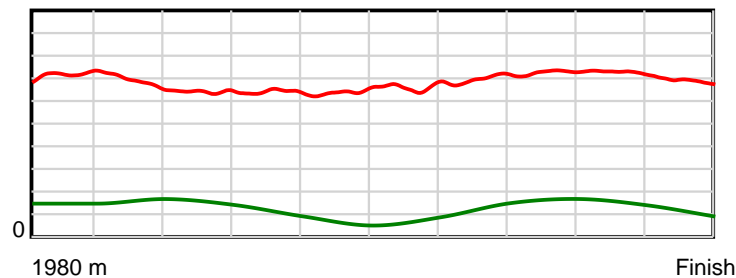
10 m Stride length



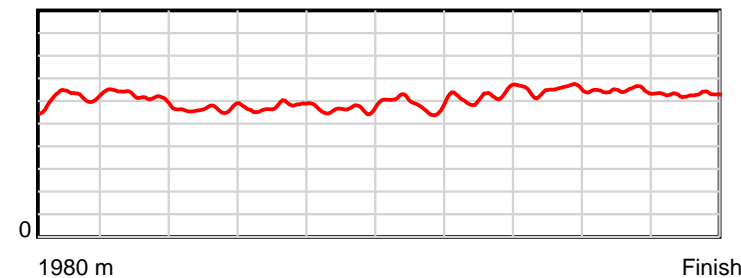
0.6 s Stride duration



20 m/sec Speed



100 % Stride efficiency



Note: Horizontal distance axis grid lines are 200m furlongs.

Disclaimer.

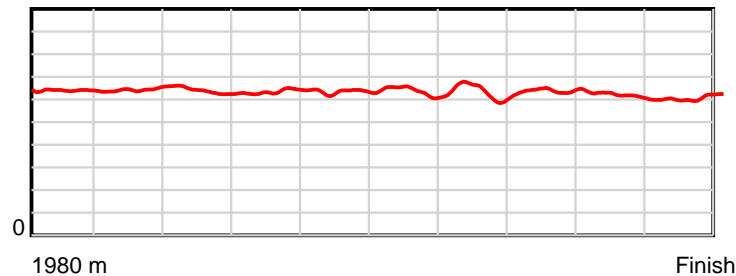
HRNZ and NZMTC and Thoroughbred Ratings Pty Ltd accepts no responsibility for the completeness or accuracy of any of the information contained herein, and makes no representations about its suitability for any particular purpose. Users should make their own judgements about those matters and/or seek independent advice. You assume all risks associated with use of the data provided on this page.

Race Results

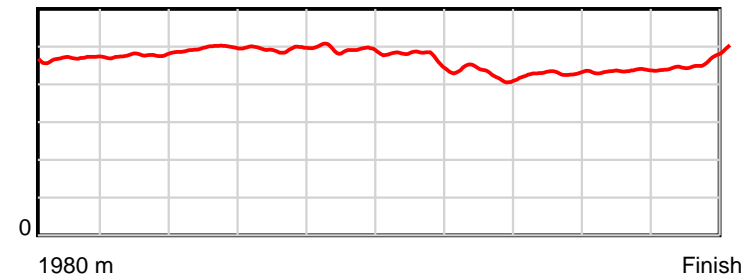
June 24, 2022, Race 5, , Distance 1980m, Addington - Survey 1980m

Result	TAB no.	Horse (Barrier)	1980 to	1800m to	1600m to	1400m to	1200m to	1000m to	800m to	600m to	400m to	200m to	Total or	Margin
14th	9	Braeview Kelly (9)	1800m	1600m	1400m	1200m	1000m	800m	600m	400m	200m	WP	Average	
		Position in running (margin)	-	13(11.3)	14(14.7)	14(15.2)	14(14.0)	14(13.8)	14(12.2)	9(5.3)	8(3.8)	11(6.1)		13.30
		Sectional time (s)	13.24	15.14	15.70	15.52	15.72	15.02	13.39	13.85	14.62	15.30		
		Cumulative time (s)	147.50	134.26	119.12	103.42	87.90	72.18	57.16	43.77	29.92	15.30	2:27.50	
		Speed (m/s)	13.59	13.21	12.74	12.89	12.72	13.32	14.94	14.44	13.68	13.07	13.42	
		Stride length (m)	6.42	6.30	6.32	6.37	6.27	6.27	6.39	6.21	5.97	6.06	6.25	
		Stride duration (s)	0.469	0.477	0.496	0.494	0.493	0.470	0.428	0.430	0.436	0.464	0.466	
		Stride efficiency (%)	64.35	61.97	62.35	63.37	61.41	61.36	63.71	60.19	55.62	57.34	61.05	
		Stride count	28.05	31.76	31.66	31.41	31.90	31.92	31.32	32.23	33.52	33.02	316.79	

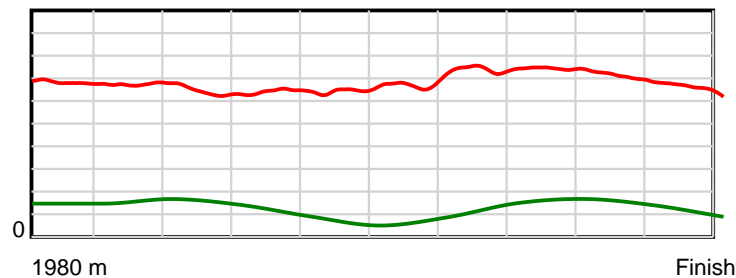
10 m Stride length



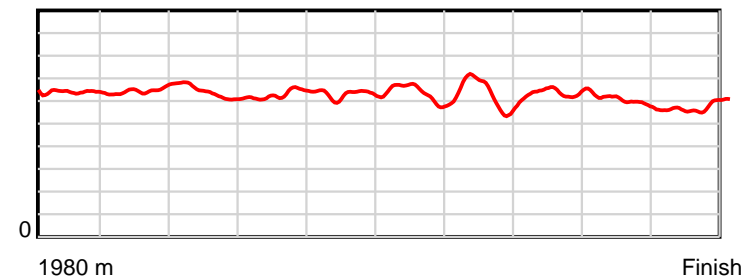
0.6 s Stride duration



20 m/sec Speed



100 % Stride efficiency



Note: Horizontal distance axis grid lines are 200m furlongs.

Disclaimer.

HRNZ and NZMTC and Thoroughbred Ratings Pty Ltd accepts no responsibility for the completeness or accuracy of any of the information contained herein, and makes no representations about its suitability for any particular purpose. Users should make their own judgements about those matters and/or seek independent advice. You assume all risks associated with use of the data provided on this page.