



## Race Results

NZ Metropolitan Trotting Club Inc, HRNZ, June 24, 2022

Compilation date: June 24, 2022, 9:30:12 PM (NZST)

Copyright © 2022 HRNZ and NZMTC. All rights reserved.

### Trademarks.

StrideMASTER is a registered trademark of Thoroughbred Ratings Pty Ltd.

### Disclaimer.

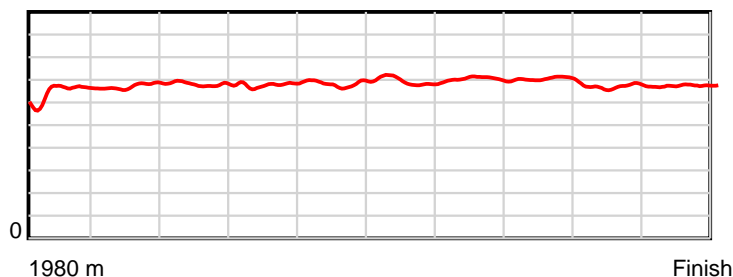
HRNZ and NZMTC and Thoroughbred Ratings Pty Ltd accepts no responsibility for the completeness or accuracy of any of the information contained herein, and makes no representations about its suitability for any particular purpose. Users should make their own judgements about those matters and/or seek independent advice. You assume all risks associated with use of the data provided on this page.

# Race Results

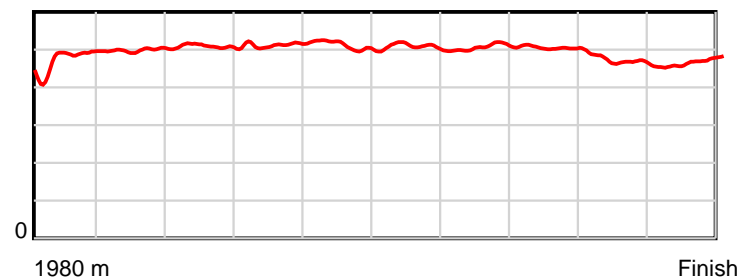
June 24, 2022, Race 1, IRT. YOUR HORSE. OUR PASSION. MOBILE PACE, Distance 1980m, Addington - Survey 1980m

| Result | TAB no. | Horse (Barrier)              | 1980 to      | 1800m to     | 1600m to     | 1400m to     | 1200m to     | 1000m to    | 800m to     | 600m to     | 400m to     | 200m to   | Total or       | Margin |
|--------|---------|------------------------------|--------------|--------------|--------------|--------------|--------------|-------------|-------------|-------------|-------------|-----------|----------------|--------|
| 1st    | 5       | <b>Skittle Bomb (5)</b>      | <b>1800m</b> | <b>1600m</b> | <b>1400m</b> | <b>1200m</b> | <b>1000m</b> | <b>800m</b> | <b>600m</b> | <b>400m</b> | <b>200m</b> | <b>WP</b> | <b>Average</b> |        |
|        |         | Position in running (margin) | -            | 8(6.8)       | 8(10.7)      | 8(9.6)       | 8(10.0)      | 9(9.8)      | 9(8.8)      | 8(6.3)      | 7(5.6)      | 5(3.9)    |                | 0.00   |
|        |         | Sectional time (s)           | 13.16        | 15.07        | 15.05        | 15.10        | 15.00        | 14.89       | 14.37       | 14.58       | 14.41       | 13.96     |                |        |
|        |         | Cumulative time (s)          | 145.59       | 132.43       | 117.36       | 102.31       | 87.21        | 72.21       | 57.32       | 42.95       | 28.37       | 13.96     | 2:25.59        |        |
|        |         | Speed (m/s)                  | 13.68        | 13.27        | 13.29        | 13.25        | 13.33        | 13.43       | 13.92       | 13.72       | 13.88       | 14.33     | 13.60          |        |
|        |         | Stride length (m)            | 6.51         | 6.61         | 6.75         | 6.80         | 6.80         | 6.83        | 7.05        | 6.91        | 6.51        | 6.70      | 6.75           |        |
|        |         | Stride duration (s)          | 0.475        | 0.498        | 0.508        | 0.513        | 0.510        | 0.509       | 0.507       | 0.504       | 0.469       | 0.468     | 0.496          |        |
|        |         | Stride efficiency (%)        | 66.14        | 68.37        | 71.23        | 72.24        | 72.34        | 72.95       | 77.78       | 74.65       | 66.25       | 70.14     | 71.13          |        |
|        |         | Stride count                 | 27.67        | 30.24        | 29.62        | 29.42        | 29.40        | 29.27       | 28.35       | 28.94       | 30.72       | 29.85     | 293.48         |        |

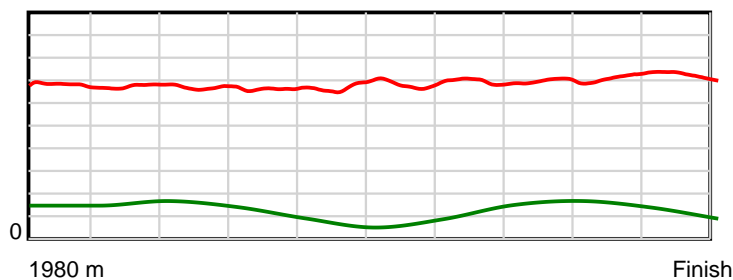
10 m Stride length



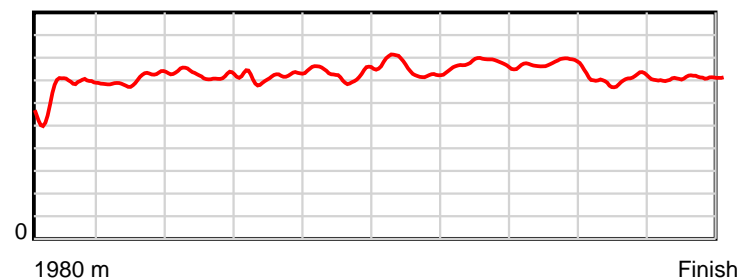
0.6 s Stride duration



20 m/sec Speed



100 % Stride efficiency



Note: Horizontal distance axis grid lines are 200m furlongs.

## Disclaimer.

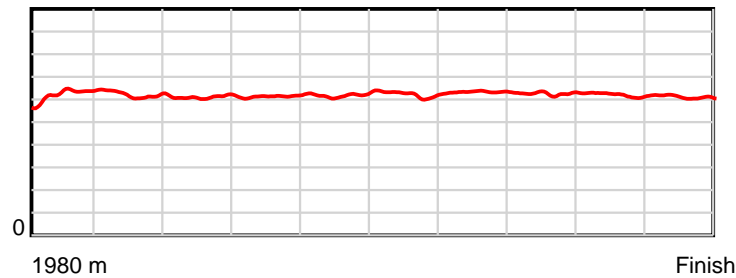
HRNZ and NZMTC and Thoroughbred Ratings Pty Ltd accepts no responsibility for the completeness or accuracy of any of the information contained herein, and makes no representations about its suitability for any particular purpose. Users should make their own judgements about those matters and/or seek independent advice. You assume all risks associated with use of the data provided on this page.

# Race Results

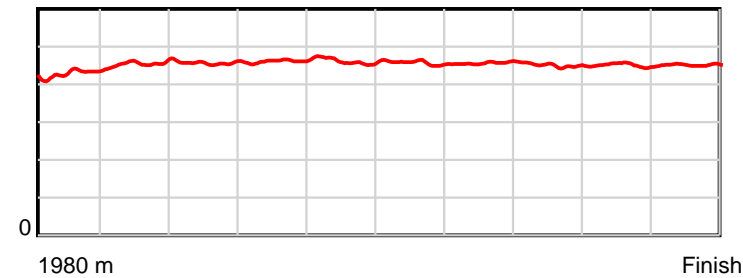
June 24, 2022, Race 1, IRT. YOUR HORSE. OUR PASSION. MOBILE PACE, Distance 1980m, Addington - Survey 1980m

| Result | TAB no. | Horse (Barrier)              | 1980 to      | 1800m to     | 1600m to     | 1400m to     | 1200m to     | 1000m to    | 800m to     | 600m to     | 400m to     | 200m to   | Total or       | Margin |
|--------|---------|------------------------------|--------------|--------------|--------------|--------------|--------------|-------------|-------------|-------------|-------------|-----------|----------------|--------|
| 2nd    | 7       | <b>Beach Hopper (7)</b>      | <b>1800m</b> | <b>1600m</b> | <b>1400m</b> | <b>1200m</b> | <b>1000m</b> | <b>800m</b> | <b>600m</b> | <b>400m</b> | <b>200m</b> | <b>WP</b> | <b>Average</b> |        |
|        |         | Position in running (margin) | -            | 3(2.2)       | 3(4.9)       | 3(3.9)       | 3(3.3)       | 3(3.9)      | 3(3.4)      | 2(1.0)      | 2(0.6)      | 1(0.0)    |                | 1.30   |
|        |         | Sectional time (s)           | 12.57        | 14.88        | 15.05        | 14.94        | 15.12        | 14.98       | 14.39       | 14.62       | 14.60       | 14.66     |                |        |
|        |         | Cumulative time (s)          | 145.81       | 133.24       | 118.36       | 103.31       | 88.37        | 73.25       | 58.27       | 43.88       | 29.26       | 14.66     | 2:25.81        |        |
|        |         | Speed (m/s)                  | 14.33        | 13.44        | 13.29        | 13.39        | 13.23        | 13.35       | 13.90       | 13.68       | 13.70       | 13.64     | 13.58          |        |
|        |         | Stride length (m)            | 6.27         | 6.12         | 6.06         | 6.17         | 6.11         | 6.09        | 6.35        | 6.15        | 6.18        | 6.16      | 6.16           |        |
|        |         | Stride duration (s)          | 0.429        | 0.455        | 0.456        | 0.461        | 0.462        | 0.456       | 0.457       | 0.450       | 0.451       | 0.452     | 0.454          |        |
|        |         | Stride efficiency (%)        | 61.43        | 58.55        | 57.40        | 59.51        | 58.29        | 57.97       | 63.03       | 59.19       | 59.61       | 59.39     | 59.38          |        |
|        |         | Stride count                 | 28.71        | 32.67        | 33.00        | 32.41        | 32.75        | 32.84       | 31.49       | 32.50       | 32.38       | 32.44     | 321.19         |        |

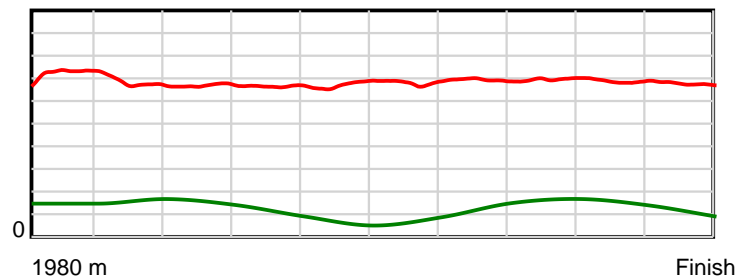
10 m Stride length



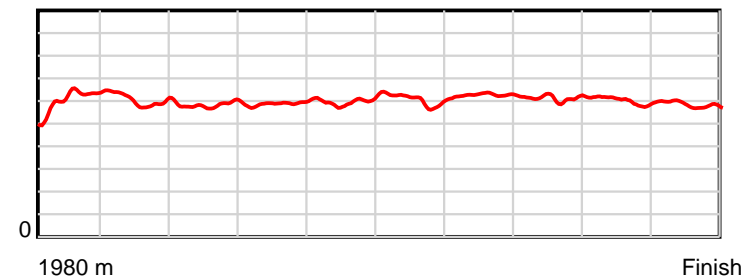
0.6 s Stride duration



20 m/sec Speed



100 % Stride efficiency



Note: Horizontal distance axis grid lines are 200m furlongs.

## Disclaimer.

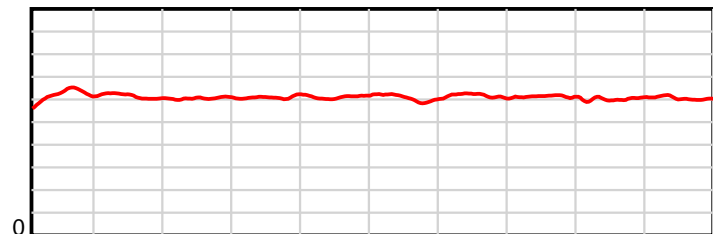
HRNZ and NZMTC and Thoroughbred Ratings Pty Ltd accepts no responsibility for the completeness or accuracy of any of the information contained herein, and makes no representations about its suitability for any particular purpose. Users should make their own judgements about those matters and/or seek independent advice. You assume all risks associated with use of the data provided on this page.

# Race Results

June 24, 2022, Race 1, IRT. YOUR HORSE. OUR PASSION. MOBILE PACE, Distance 1980m, Addington - Survey 1980m

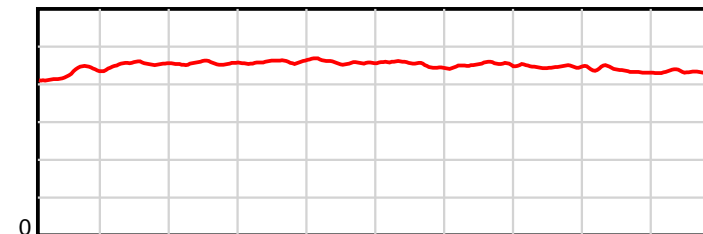
| Result | TAB no. | Horse (Barrier)              | 1980 to | 1800m to | 1600m to | 1400m to | 1200m to | 1000m to | 800m to | 600m to | 400m to | 200m to | Total or | Margin |
|--------|---------|------------------------------|---------|----------|----------|----------|----------|----------|---------|---------|---------|---------|----------|--------|
| 3rd    | 2       | Rodasi (2)                   | 1800m   | 1600m    | 1400m    | 1200m    | 1000m    | 800m     | 600m    | 400m    | 200m    | WP      | Average  |        |
|        |         | Position in running (margin) | -       | 4(2.5)   | 4(5.2)   | 4(4.0)   | 4(4.4)   | 4(4.0)   | 4(4.0)  | 5(3.8)  | 5(3.7)  | 3(3.0)  |          | 2.10   |
|        |         | Sectional time (s)           | 12.48   | 14.89    | 15.02    | 15.10    | 14.95    | 15.06    | 14.76   | 14.69   | 14.57   | 14.42   |          |        |
|        |         | Cumulative time (s)          | 145.94  | 133.46   | 118.57   | 103.55   | 88.45    | 73.50    | 58.44   | 43.68   | 28.99   | 14.42   | 2:25.94  |        |
|        |         | Speed (m/s)                  | 14.43   | 13.43    | 13.32    | 13.25    | 13.38    | 13.28    | 13.55   | 13.61   | 13.73   | 13.87   | 13.57    |        |
|        |         | Stride length (m)            | 6.24    | 6.10     | 6.07     | 6.09     | 6.14     | 6.01     | 6.13    | 6.09    | 6.00    | 6.03    | 6.09     |        |
|        |         | Stride duration (s)          | 0.430   | 0.454    | 0.456    | 0.460    | 0.459    | 0.453    | 0.452   | 0.447   | 0.437   | 0.435   | 0.449    |        |
|        |         | Stride efficiency (%)        | 60.80   | 58.09    | 57.50    | 57.97    | 58.86    | 56.47    | 58.70   | 58.00   | 56.19   | 56.75   | 57.88    |        |
|        |         | Stride count                 | 28.86   | 32.80    | 32.97    | 32.84    | 32.59    | 33.27    | 32.63   | 32.83   | 33.35   | 33.19   | 325.33   |        |

10 m Stride length



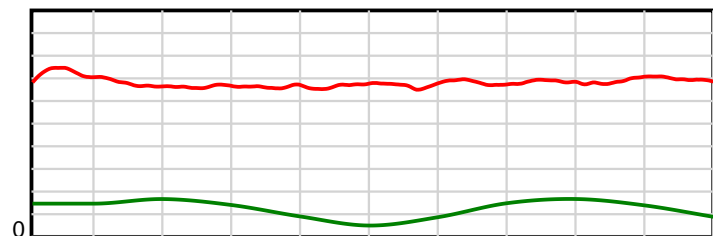
1980 m Finish

0.6 s Stride duration



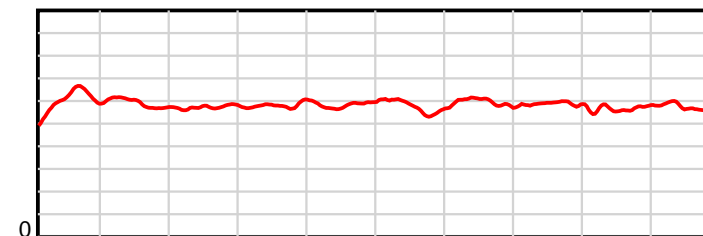
1980 m Finish

20 m/sec Speed



1980 m Finish

100 % Stride efficiency



1980 m Finish

Note: Horizontal distance axis grid lines are 200m furlongs.

## Disclaimer.

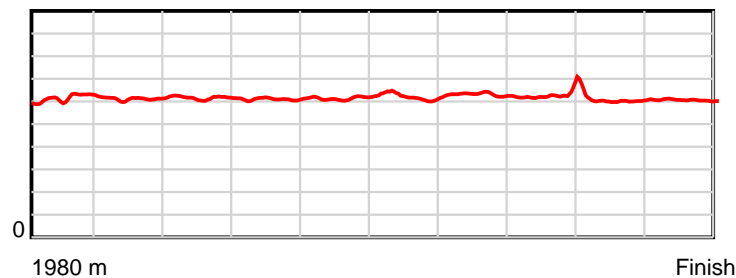
HRNZ and NZMTC and Thoroughbred Ratings Pty Ltd accepts no responsibility for the completeness or accuracy of any of the information contained herein, and makes no representations about its suitability for any particular purpose. Users should make their own judgements about those matters and/or seek independent advice. You assume all risks associated with use of the data provided on this page.

# Race Results

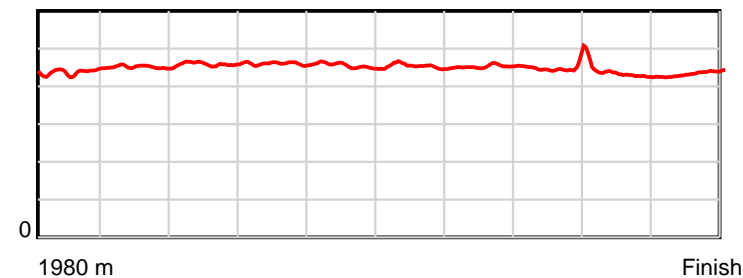
June 24, 2022, Race 1, IRT. YOUR HORSE. OUR PASSION. MOBILE PACE, Distance 1980m, Addington - Survey 1980m

| Result | TAB no. | Horse (Barrier)              | 1980 to | 1800m to | 1600m to | 1400m to | 1200m to | 1000m to | 800m to | 600m to | 400m to | 200m to | Total or | Margin |
|--------|---------|------------------------------|---------|----------|----------|----------|----------|----------|---------|---------|---------|---------|----------|--------|
| 4th    | 6       | Hit The Beach (6)            | 1800m   | 1600m    | 1400m    | 1200m    | 1000m    | 800m     | 600m    | 400m    | 200m    | WP      | Average  |        |
|        |         | Position in running (margin) | -       | 6(5.0)   | 7(9.0)   | 7(7.7)   | 7(8.1)   | 7(7.5)   | 7(6.9)  | 6(4.6)  | 6(4.2)  | 4(3.6)  |          | 2.60   |
|        |         | Sectional time (s)           | 12.97   | 15.10    | 15.00    | 15.10    | 14.93    | 14.97    | 14.40   | 14.62   | 14.59   | 14.34   |          |        |
|        |         | Cumulative time (s)          | 146.02  | 133.05   | 117.95   | 102.95   | 87.85    | 72.92    | 57.95   | 43.55   | 28.93   | 14.34   | 2:26.02  |        |
|        |         | Speed (m/s)                  | 13.88   | 13.25    | 13.33    | 13.25    | 13.40    | 13.36    | 13.89   | 13.68   | 13.71   | 13.95   | 13.56    |        |
|        |         | Stride length (m)            | 6.17    | 5.98     | 6.10     | 6.09     | 6.09     | 6.03     | 6.29    | 6.16    | 5.91    | 6.06    | 6.09     |        |
|        |         | Stride duration (s)          | 0.438   | 0.451    | 0.458    | 0.460    | 0.454    | 0.452    | 0.453   | 0.450   | 0.431   | 0.435   | 0.449    |        |
|        |         | Stride efficiency (%)        | 59.41   | 55.81    | 58.12    | 57.98    | 57.94    | 56.90    | 61.81   | 59.27   | 54.57   | 57.41   | 57.86    |        |
|        |         | Stride count                 | 29.19   | 33.47    | 32.79    | 32.83    | 32.84    | 33.14    | 31.80   | 32.48   | 33.84   | 33.00   | 325.38   |        |

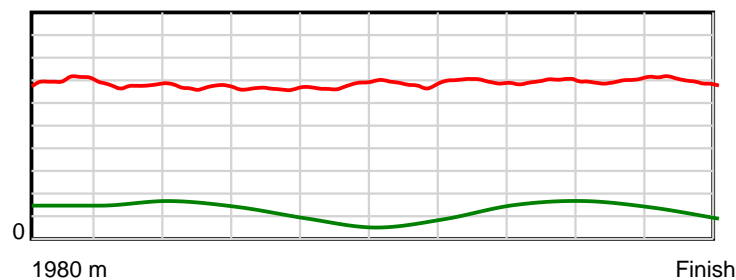
10 m Stride length



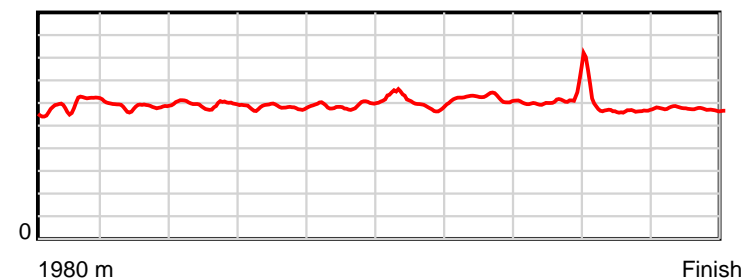
0.6 s Stride duration



20 m/sec Speed



100 % Stride efficiency



Note: Horizontal distance axis grid lines are 200m furlongs.

## Disclaimer.

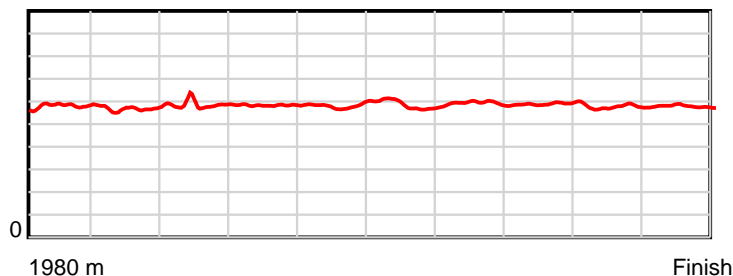
HRNZ and NZMTC and Thoroughbred Ratings Pty Ltd accepts no responsibility for the completeness or accuracy of any of the information contained herein, and makes no representations about its suitability for any particular purpose. Users should make their own judgements about those matters and/or seek independent advice. You assume all risks associated with use of the data provided on this page.

# Race Results

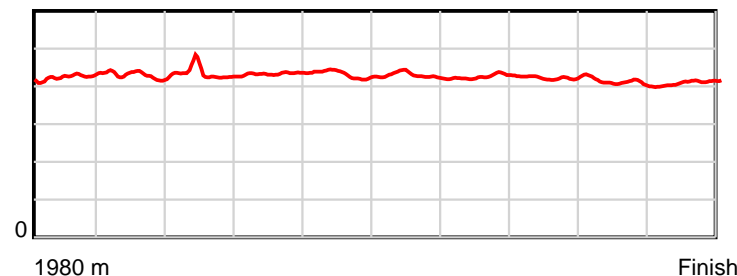
June 24, 2022, Race 1, IRT. YOUR HORSE. OUR PASSION. MOBILE PACE, Distance 1980m, Addington - Survey 1980m

| Result | TAB no. | Horse (Barrier)              | 1980 to      | 1800m to     | 1600m to     | 1400m to     | 1200m to     | 1000m to    | 800m to     | 600m to     | 400m to     | 200m to   | Total or       | Margin |
|--------|---------|------------------------------|--------------|--------------|--------------|--------------|--------------|-------------|-------------|-------------|-------------|-----------|----------------|--------|
| 5th    | 9       | <b>Major Torque (9)</b>      | <b>1800m</b> | <b>1600m</b> | <b>1400m</b> | <b>1200m</b> | <b>1000m</b> | <b>800m</b> | <b>600m</b> | <b>400m</b> | <b>200m</b> | <b>WP</b> | <b>Average</b> |        |
|        |         | Position in running (margin) | -            | 10(7.5)      | 10(14.8)     | 10(13.1)     | 10(11.9)     | 10(11.9)    | 10(11.0)    | 10(8.1)     | 9(7.2)      | 8(6.3)    |                | 4.20   |
|        |         | Sectional time (s)           | 13.40        | 15.65        | 14.94        | 14.84        | 15.02        | 14.91       | 14.30       | 14.55       | 14.53       | 14.17     |                |        |
|        |         | Cumulative time (s)          | 146.31       | 132.91       | 117.26       | 102.32       | 87.48        | 72.46       | 57.55       | 43.25       | 28.70       | 14.17     | 2:26.31        |        |
|        |         | Speed (m/s)                  | 13.44        | 12.78        | 13.39        | 13.48        | 13.32        | 13.41       | 13.99       | 13.75       | 13.76       | 14.11     | 13.53          |        |
|        |         | Stride length (m)            | 5.80         | 5.49         | 5.79         | 5.85         | 5.74         | 5.75        | 5.96        | 5.81        | 5.64        | 5.80      | 5.76           |        |
|        |         | Stride duration (s)          | 0.425        | 0.429        | 0.433        | 0.434        | 0.431        | 0.429       | 0.426       | 0.423       | 0.410       | 0.411     | 0.426          |        |
|        |         | Stride efficiency (%)        | 52.65        | 47.05        | 52.45        | 53.39        | 51.57        | 51.66       | 55.54       | 52.80       | 49.66       | 52.63     | 51.86          |        |
|        |         | Stride count                 | 31.01        | 36.45        | 34.52        | 34.22        | 34.81        | 34.78       | 33.55       | 34.41       | 35.48       | 34.46     | 343.69         |        |

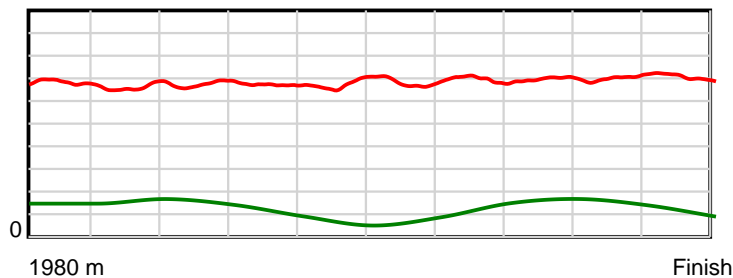
10 m Stride length



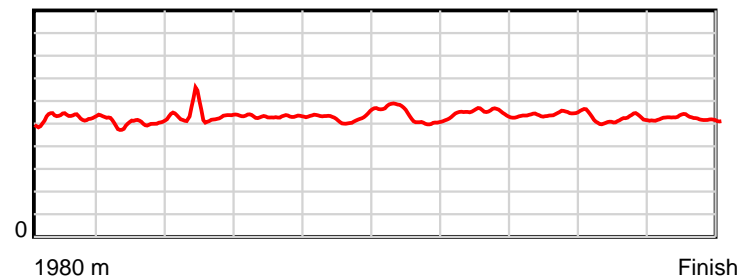
0.6 s Stride duration



20 m/sec Speed



100 % Stride efficiency



Note: Horizontal distance axis grid lines are 200m furlongs.

**Disclaimer.**

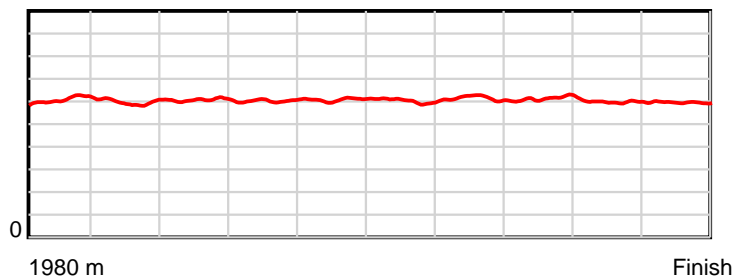
HRNZ and NZMTC and Thoroughbred Ratings Pty Ltd accepts no responsibility for the completeness or accuracy of any of the information contained herein, and makes no representations about its suitability for any particular purpose. Users should make their own judgements about those matters and/or seek independent advice. You assume all risks associated with use of the data provided on this page.

# Race Results

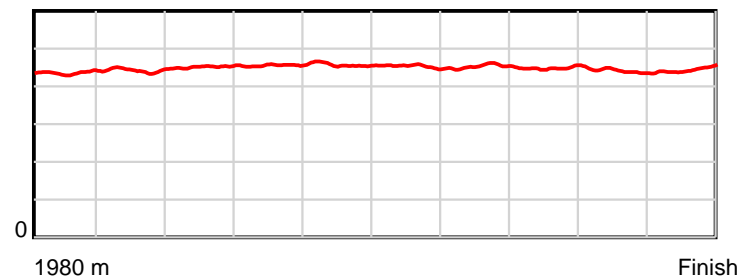
June 24, 2022, Race 1, IRT. YOUR HORSE. OUR PASSION. MOBILE PACE, Distance 1980m, Addington - Survey 1980m

| Result | TAB no. | Horse (Barrier)              | 1980 to | 1800m to | 1600m to | 1400m to | 1200m to | 1000m to | 800m to | 600m to | 400m to | 200m to | Total or | Margin |
|--------|---------|------------------------------|---------|----------|----------|----------|----------|----------|---------|---------|---------|---------|----------|--------|
| 6th    | 4       | Meet Me At The... (4)        | 1800m   | 1600m    | 1400m    | 1200m    | 1000m    | 800m     | 600m    | 400m    | 200m    | WP      | Average  |        |
|        |         | Position in running (margin) | -       | 7(6.4)   | 6(9.0)   | 5(5.7)   | 6(5.8)   | 6(6.0)   | 6(6.7)  | 7(5.6)  | 8(6.0)  | 7(5.6)  |          | 7.40   |
|        |         | Sectional time (s)           | 13.12   | 14.87    | 14.67    | 15.06    | 15.05    | 15.18    | 14.61   | 14.76   | 14.62   | 14.91   |          |        |
|        |         | Cumulative time (s)          | 146.85  | 133.73   | 118.86   | 104.19   | 89.13    | 74.08    | 58.90   | 44.29   | 29.53   | 14.91   | 2:26.85  |        |
|        |         | Speed (m/s)                  | 13.72   | 13.45    | 13.63    | 13.28    | 13.29    | 13.18    | 13.69   | 13.55   | 13.68   | 13.41   | 13.48    |        |
|        |         | Stride length (m)            | 6.13    | 5.94     | 6.16     | 6.04     | 6.08     | 5.96     | 6.20    | 6.08    | 6.03    | 5.97    | 6.06     |        |
|        |         | Stride duration (s)          | 0.436   | 0.442    | 0.452    | 0.455    | 0.457    | 0.453    | 0.453   | 0.449   | 0.441   | 0.445   | 0.449    |        |
|        |         | Stride efficiency (%)        | 58.68   | 55.22    | 59.21    | 57.03    | 57.74    | 55.60    | 60.11   | 57.75   | 56.83   | 55.66   | 57.34    |        |
|        |         | Stride count                 | 29.37   | 33.64    | 32.49    | 33.11    | 32.90    | 33.53    | 32.25   | 32.90   | 33.17   | 33.51   | 326.87   |        |

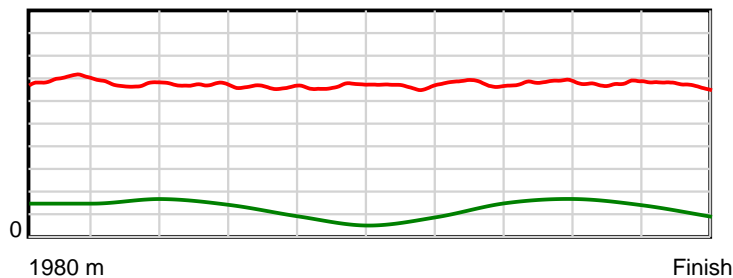
10 m Stride length



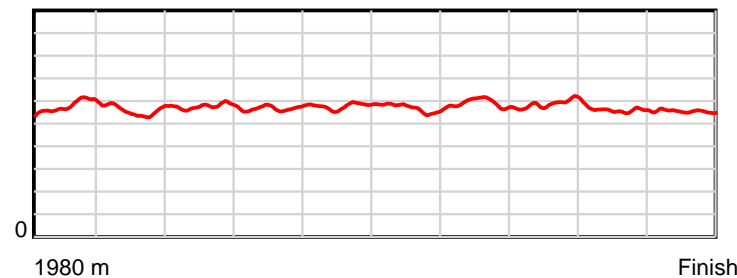
0.6 s Stride duration



20 m/sec Speed



100 % Stride efficiency



Note: Horizontal distance axis grid lines are 200m furlongs.

## Disclaimer.

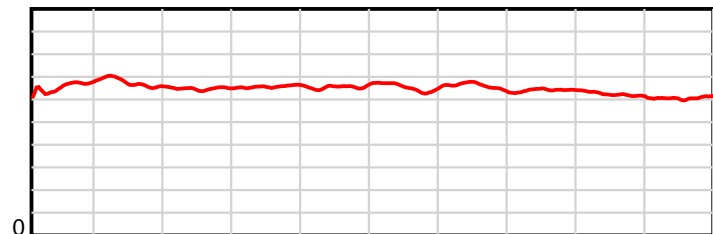
HRNZ and NZMTC and Thoroughbred Ratings Pty Ltd accepts no responsibility for the completeness or accuracy of any of the information contained herein, and makes no representations about its suitability for any particular purpose. Users should make their own judgements about those matters and/or seek independent advice. You assume all risks associated with use of the data provided on this page.

# Race Results

June 24, 2022, Race 1, IRT. YOUR HORSE. OUR PASSION. MOBILE PACE, Distance 1980m, Addington - Survey 1980m

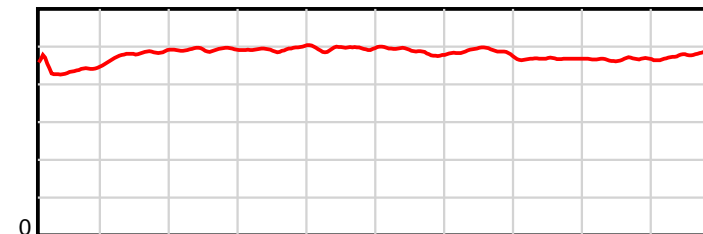
| Result | TAB no. | Horse (Barrier)              | 1980 to | 1800m to | 1600m to | 1400m to | 1200m to | 1000m to | 800m to | 600m to | 400m to | 200m to | Total or | Margin |
|--------|---------|------------------------------|---------|----------|----------|----------|----------|----------|---------|---------|---------|---------|----------|--------|
| 7th    | 1       | Killarney Danc... (1)        | 1800m   | 1600m    | 1400m    | 1200m    | 1000m    | 800m     | 600m    | 400m    | 200m    | WP      | Average  |        |
|        |         | Position in running (margin) | -       | 1(0.0)   | 1(0.0)   | 1(0.0)   | 1(0.0)   | 1(0.0)   | 1(0.0)  | 1(0.0)  | 1(0.0)  | 2(1.7)  |          | 10.40  |
|        |         | Sectional time (s)           | 11.93   | 14.44    | 15.22    | 15.04    | 15.02    | 15.06    | 14.80   | 14.69   | 14.97   | 16.19   |          |        |
|        |         | Cumulative time (s)          | 147.36  | 135.43   | 120.99   | 105.77   | 90.73    | 75.71    | 60.65   | 45.85   | 31.16   | 16.19   | 2:27.36  |        |
|        |         | Speed (m/s)                  | 15.09   | 13.85    | 13.14    | 13.30    | 13.32    | 13.28    | 13.51   | 13.61   | 13.36   | 12.35   | 13.44    |        |
|        |         | Stride length (m)            | 6.59    | 6.67     | 6.47     | 6.57     | 6.59     | 6.47     | 6.58    | 6.37    | 6.23    | 5.99    | 6.45     |        |
|        |         | Stride duration (s)          | 0.437   | 0.482    | 0.492    | 0.494    | 0.495    | 0.487    | 0.487   | 0.468   | 0.466   | 0.485   | 0.480    |        |
|        |         | Stride efficiency (%)        | 67.96   | 69.59    | 65.35    | 67.51    | 67.87    | 65.39    | 67.62   | 63.36   | 60.61   | 56.14   | 64.92    |        |
|        |         | Stride count                 | 27.30   | 29.97    | 30.93    | 30.43    | 30.35    | 30.92    | 30.40   | 31.41   | 32.11   | 33.37   | 307.19   |        |

10 m Stride length



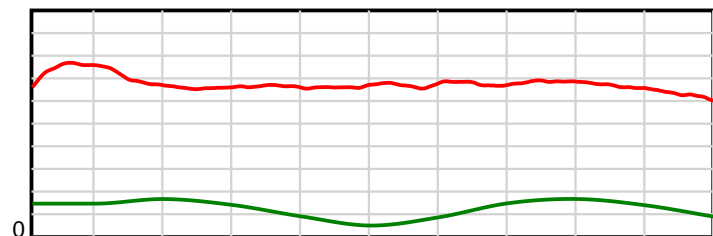
1980 m Finish

0.6 s Stride duration



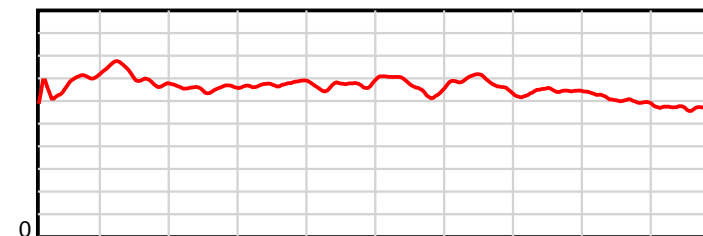
1980 m Finish

20 m/sec Speed



1980 m Finish

100 % Stride efficiency



1980 m Finish

Note: Horizontal distance axis grid lines are 200m furlongs.

### Disclaimer.

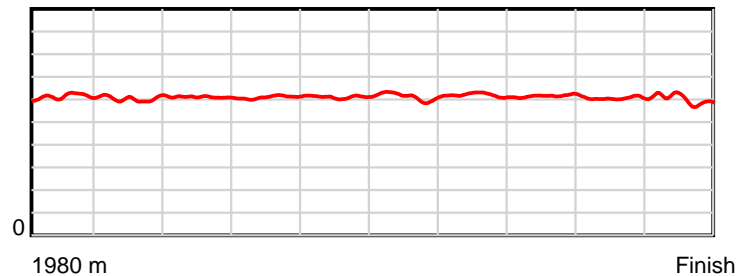
HRNZ and NZMTC and Thoroughbred Ratings Pty Ltd accepts no responsibility for the completeness or accuracy of any of the information contained herein, and makes no representations about its suitability for any particular purpose. Users should make their own judgements about those matters and/or seek independent advice. You assume all risks associated with use of the data provided on this page.

# Race Results

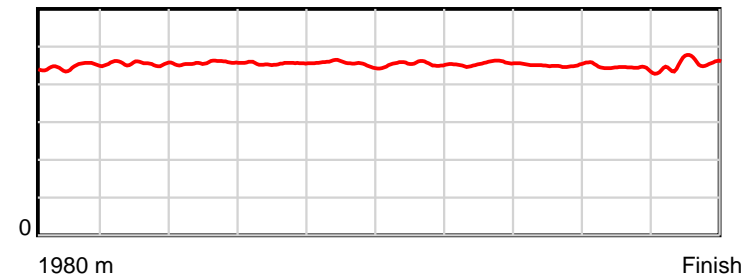
June 24, 2022, Race 1, IRT. YOUR HORSE. OUR PASSION. MOBILE PACE, Distance 1980m, Addington - Survey 1980m

| Result | TAB no. | Horse (Barrier)              | 1980 to | 1800m to | 1600m to | 1400m to | 1200m to | 1000m to | 800m to | 600m to | 400m to | 200m to | Total or | Margin |
|--------|---------|------------------------------|---------|----------|----------|----------|----------|----------|---------|---------|---------|---------|----------|--------|
| 8th    | 8       | Janarty (8)                  | 1800m   | 1600m    | 1400m    | 1200m    | 1000m    | 800m     | 600m    | 400m    | 200m    | WP      | Average  |        |
|        |         | Position in running (margin) | -       | 9(7.2)   | 9(13.6)  | 9(11.6)  | 9(10.3)  | 8(8.9)   | 8(8.4)  | 9(7.7)  | 10(8.0) | 9(6.7)  |          | 10.60  |
|        |         | Sectional time (s)           | 13.16   | 15.52    | 14.87    | 14.84    | 14.78    | 14.97    | 14.68   | 14.75   | 14.48   | 15.35   |          |        |
|        |         | Cumulative time (s)          | 147.40  | 134.24   | 118.72   | 103.85   | 89.01    | 74.23    | 59.26   | 44.58   | 29.83   | 15.35   | 2:27.40  |        |
|        |         | Speed (m/s)                  | 13.68   | 12.89    | 13.45    | 13.48    | 13.53    | 13.36    | 13.62   | 13.56   | 13.81   | 13.03   | 13.43    |        |
|        |         | Stride length (m)            | 6.14    | 5.87     | 6.14     | 6.14     | 6.16     | 6.07     | 6.20    | 6.11    | 6.12    | 5.94    | 6.09     |        |
|        |         | Stride duration (s)          | 0.447   | 0.456    | 0.456    | 0.455    | 0.455    | 0.454    | 0.455   | 0.451   | 0.443   | 0.456   | 0.453    |        |
|        |         | Stride efficiency (%)        | 58.86   | 53.89    | 58.87    | 58.90    | 59.20    | 57.63    | 60.08   | 58.34   | 58.54   | 55.09   | 57.89    |        |
|        |         | Stride count                 | 29.33   | 34.06    | 32.58    | 32.58    | 32.49    | 32.93    | 32.25   | 32.73   | 32.68   | 33.68   | 325.31   |        |

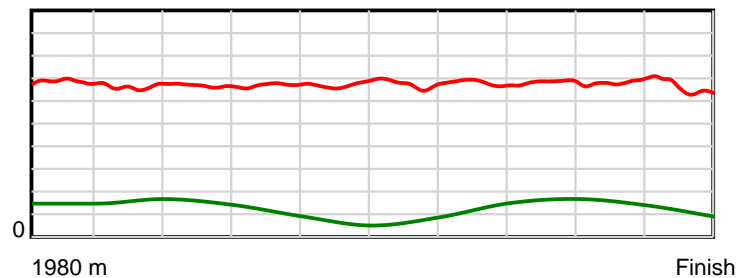
10 m Stride length



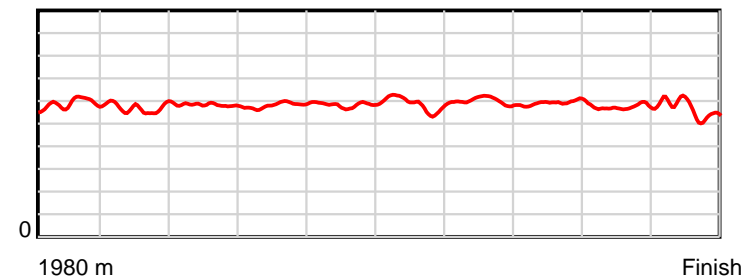
0.6 s Stride duration



20 m/sec Speed



100 % Stride efficiency



Note: Horizontal distance axis grid lines are 200m furlongs.

### Disclaimer.

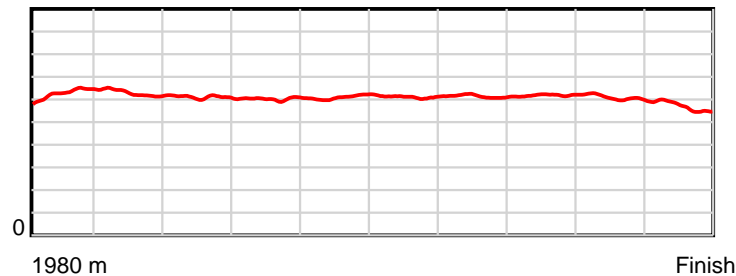
HRNZ and NZMTC and Thoroughbred Ratings Pty Ltd accepts no responsibility for the completeness or accuracy of any of the information contained herein, and makes no representations about its suitability for any particular purpose. Users should make their own judgements about those matters and/or seek independent advice. You assume all risks associated with use of the data provided on this page.

# Race Results

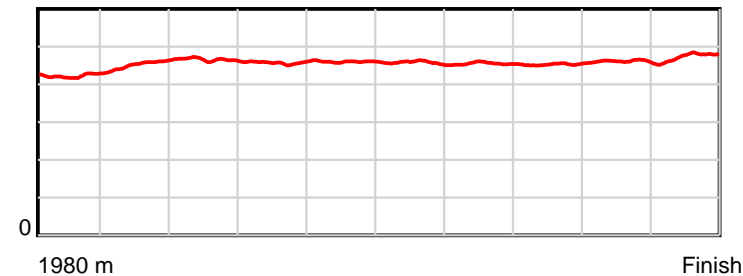
June 24, 2022, Race 1, IRT. YOUR HORSE. OUR PASSION. MOBILE PACE, Distance 1980m, Addington - Survey 1980m

| Result | TAB no. | Horse (Barrier)              | 1980 to      | 1800m to     | 1600m to     | 1400m to     | 1200m to     | 1000m to    | 800m to     | 600m to     | 400m to     | 200m to   | Total or       | Margin |
|--------|---------|------------------------------|--------------|--------------|--------------|--------------|--------------|-------------|-------------|-------------|-------------|-----------|----------------|--------|
| 9th    | 10      | <b>Woodlea Jewel (10)</b>    | <b>1800m</b> | <b>1600m</b> | <b>1400m</b> | <b>1200m</b> | <b>1000m</b> | <b>800m</b> | <b>600m</b> | <b>400m</b> | <b>200m</b> | <b>WP</b> | <b>Average</b> |        |
|        |         | Position in running (margin) | -            | 2(1.9)       | 2(1.9)       | 2(1.9)       | 2(2.4)       | 2(2.4)      | 2(2.0)      | 3(1.9)      | 3(1.7)      | 6(4.0)    |                | 16.00  |
|        |         | Sectional time (s)           | 12.45        | 14.44        | 15.22        | 15.13        | 15.02        | 14.98       | 14.78       | 14.66       | 15.06       | 16.57     |                |        |
|        |         | Cumulative time (s)          | 148.31       | 135.86       | 121.42       | 106.20       | 91.07        | 76.05       | 61.07       | 46.29       | 31.63       | 16.57     | 2:28.31        |        |
|        |         | Speed (m/s)                  | 14.46        | 13.85        | 13.14        | 13.22        | 13.32        | 13.35       | 13.53       | 13.64       | 13.28       | 12.07     | 13.35          |        |
|        |         | Stride length (m)            | 6.32         | 6.27         | 6.12         | 6.05         | 6.13         | 6.11        | 6.16        | 6.17        | 6.12        | 5.73      | 6.11           |        |
|        |         | Stride duration (s)          | 0.422        | 0.453        | 0.466        | 0.458        | 0.460        | 0.458       | 0.455       | 0.453       | 0.461       | 0.475     | 0.458          |        |
|        |         | Stride efficiency (%)        | 62.41        | 61.44        | 58.54        | 57.16        | 58.63        | 58.28       | 59.20       | 59.57       | 58.61       | 51.31     | 58.37          |        |
|        |         | Stride count                 | 28.48        | 31.90        | 32.68        | 33.07        | 32.65        | 32.75       | 32.49       | 32.39       | 32.66       | 34.90     | 323.97         |        |

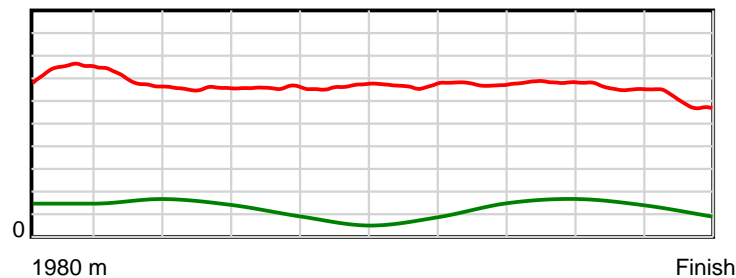
10 m Stride length



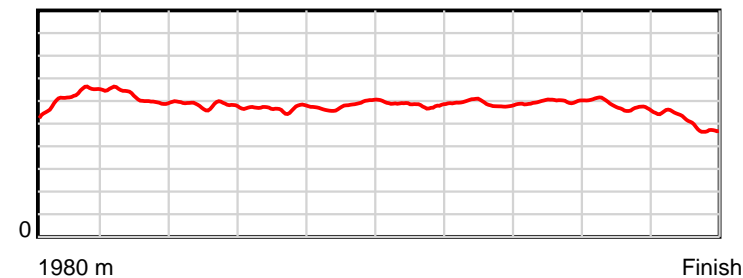
0.6 s Stride duration



20 m/sec Speed



100 % Stride efficiency



Note: Horizontal distance axis grid lines are 200m furlongs.

## Disclaimer.

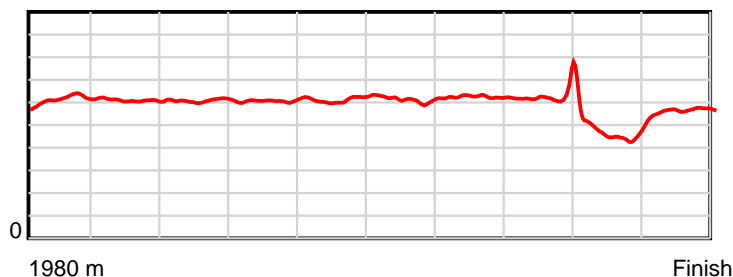
HRNZ and NZMTC and Thoroughbred Ratings Pty Ltd accepts no responsibility for the completeness or accuracy of any of the information contained herein, and makes no representations about its suitability for any particular purpose. Users should make their own judgements about those matters and/or seek independent advice. You assume all risks associated with use of the data provided on this page.

# Race Results

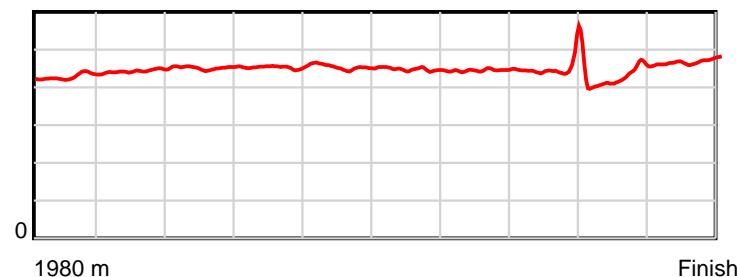
June 24, 2022, Race 1, IRT. YOUR HORSE. OUR PASSION. MOBILE PACE, Distance 1980m, Addington - Survey 1980m

| Result | TAB no. | Horse (Barrier)              | 1980 to | 1800m to | 1600m to | 1400m to | 1200m to | 1000m to | 800m to | 600m to | 400m to  | 200m to | Total or | Margin |
|--------|---------|------------------------------|---------|----------|----------|----------|----------|----------|---------|---------|----------|---------|----------|--------|
| 10th   | 3       | Dancing Desire (3)           | 1800m   | 1600m    | 1400m    | 1200m    | 1000m    | 800m     | 600m    | 400m    | 200m     | WP      | Average  |        |
|        |         | Position in running (margin) | -       | 5(4.5)   | 5(7.0)   | 6(5.7)   | 5(5.6)   | 5(5.3)   | 4(2.6)  | 4(2.9)  | 10(24.5) |         |          | 36.00  |
|        |         | Sectional time (s)           | 12.83   | 14.85    | 15.01    | 15.03    | 15.02    | 15.01    | 14.34   | 14.74   | 18.29    | 16.58   |          |        |
|        |         | Cumulative time (s)          | 151.70  | 138.87   | 124.02   | 109.01   | 93.98    | 78.96    | 63.95   | 49.61   | 34.87    | 16.58   | 2:31.70  |        |
|        |         | Speed (m/s)                  | 14.03   | 13.47    | 13.32    | 13.31    | 13.32    | 13.32    | 13.95   | 13.57   | 10.93    | 12.06   | 13.05    |        |
|        |         | Stride length (m)            | 6.11    | 5.97     | 6.03     | 6.03     | 6.05     | 5.96     | 6.21    | 6.11    | 4.71     | 5.66    | 5.85     |        |
|        |         | Stride duration (s)          | 0.429   | 0.443    | 0.452    | 0.453    | 0.454    | 0.447    | 0.445   | 0.450   | 0.431    | 0.469   | 0.448    |        |
|        |         | Stride efficiency (%)        | 58.31   | 55.69    | 56.79    | 56.73    | 57.11    | 55.48    | 60.28   | 58.35   | 34.64    | 50.05   | 53.39    |        |
|        |         | Stride count                 | 29.47   | 33.50    | 33.18    | 33.19    | 33.08    | 33.57    | 32.20   | 32.73   | 42.48    | 35.34   | 338.74   |        |

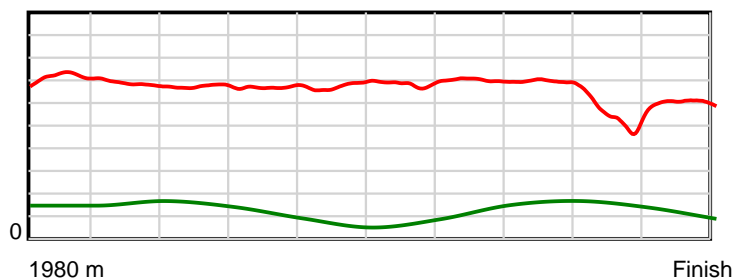
10 m Stride length



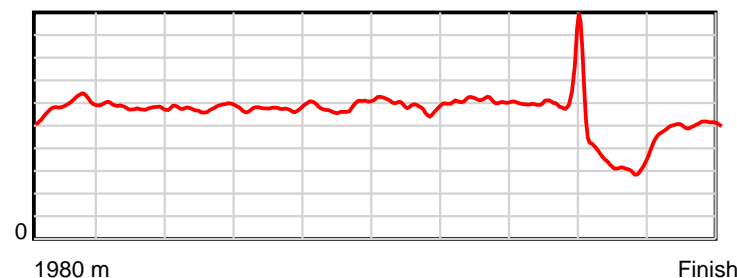
0.6 s Stride duration



20 m/sec Speed



100 % Stride efficiency



Note: Horizontal distance axis grid lines are 200m furlongs.

## Disclaimer.

HRNZ and NZMTC and Thoroughbred Ratings Pty Ltd accepts no responsibility for the completeness or accuracy of any of the information contained herein, and makes no representations about its suitability for any particular purpose. Users should make their own judgements about those matters and/or seek independent advice. You assume all risks associated with use of the data provided on this page.



# Race Results



June 24, 2022, Race 2, SPECTATORS BAR TROT, Distance 2600m, Addington - Survey 3200m

| Result | TAB no. | Horse (Barrier)              | 2600 to      | 2400m to     |
|--------|---------|------------------------------|--------------|--------------|
| 1st    | 1       | <b>The Royal Gamb... (3)</b> | <b>2400m</b> | <b>2200m</b> |
|        |         | Position in running (margin) | -            | 6(10.3)      |
|        |         | Sectional time (s)           | 18.12        | 15.86        |
|        |         | Cumulative time (s)          | 203.53       | 185.41       |
|        |         | Speed (m/s)                  | 11.04        | 12.61        |
|        |         | Stride length (m)            | 5.48         | 5.90         |
|        |         | Stride duration (s)          | 0.481        | 0.468        |
|        |         | Stride efficiency (%)        | 46.92        | 54.39        |
|        |         | Stride count                 | 36.50        | 33.90        |

#### Disclaimer.

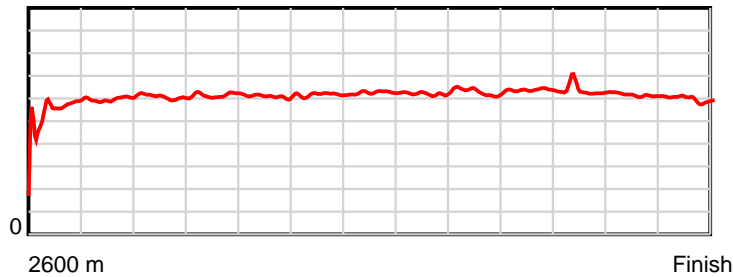
HRNZ and NZMTC and Thoroughbred Ratings Pty Ltd accepts no responsibility for the completeness or accuracy of any of the information contained herein, and makes no representations about its suitability for any particular purpose. Users should make their own judgements about those matters and/or seek independent advice. You assume all risks associated with use of the data provided on this page.

# Race Results

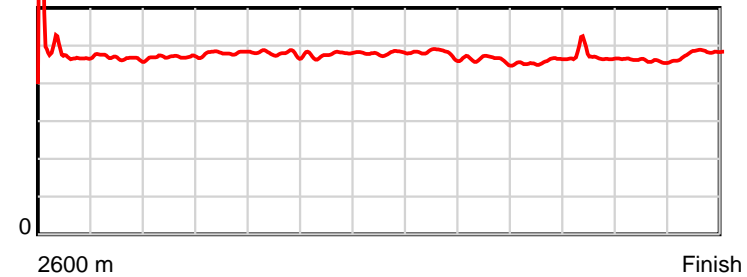
June 24, 2022, Race 2, SPECTATORS BAR TROT, Distance 2600m, Addington - Survey 3200m

| Result | TAB no. | Horse (Barrier)              | 2200m to | 2000m to | 1800m to | 1600m to | 1400m to | 1200m to | 1000m to | 800m to | 600m to | 400m to | 200m to | Total or | Margin |
|--------|---------|------------------------------|----------|----------|----------|----------|----------|----------|----------|---------|---------|---------|---------|----------|--------|
| 1st    | 1       | The Royal Gamb... (3)        | 2000m    | 1800m    | 1600m    | 1400m    | 1200m    | 1000m    | 800m     | 600m    | 400m    | 200m    | WP      | Average  |        |
|        |         | Position in running (margin) | 5(16.0)  | 5(16.3)  | 5(16.6)  | 5(12.8)  | 5(6.7)   | 4(5.8)   | 5(3.5)   | 2(2.2)  | 1(0.0)  | 2(0.0)  | 1(0.0)  |          | 0.00   |
|        |         | Sectional time (s)           | 15.62    | 15.70    | 15.76    | 15.48    | 15.46    | 15.77    | 14.89    | 14.47   | 15.08   | 15.18   | 16.14   |          |        |
|        |         | Cumulative time (s)          | 169.55   | 153.93   | 138.23   | 122.47   | 106.99   | 91.53    | 75.76    | 60.87   | 46.40   | 31.32   | 16.14   | 3:23.53  |        |
|        |         | Speed (m/s)                  | 12.80    | 12.74    | 12.69    | 12.92    | 12.94    | 12.68    | 13.43    | 13.82   | 13.26   | 13.18   | 12.39   | 12.77    |        |
|        |         | Stride length (m)            | 6.02     | 6.13     | 6.08     | 6.16     | 6.21     | 6.08     | 6.21     | 6.33    | 6.25    | 6.07    | 5.96    | 6.06     |        |
|        |         | Stride duration (s)          | 0.470    | 0.481    | 0.479    | 0.477    | 0.480    | 0.480    | 0.463    | 0.458   | 0.471   | 0.460   | 0.481   | 0.474    |        |
|        |         | Stride efficiency (%)        | 56.66    | 58.66    | 57.77    | 59.38    | 60.24    | 57.79    | 60.35    | 62.58   | 61.11   | 57.52   | 55.44   | 57.40    |        |
|        |         | Stride count                 | 33.21    | 32.64    | 32.89    | 32.44    | 32.21    | 32.89    | 32.18    | 31.60   | 31.98   | 32.96   | 33.58   | 428.98   |        |

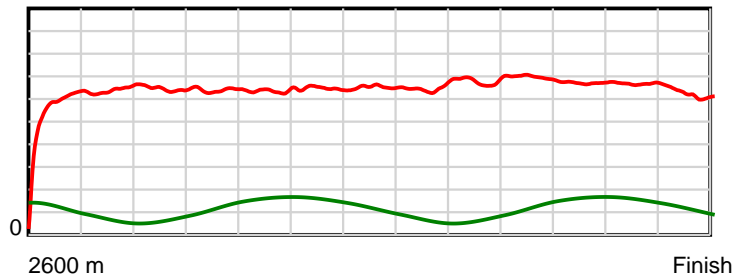
10 m Stride length



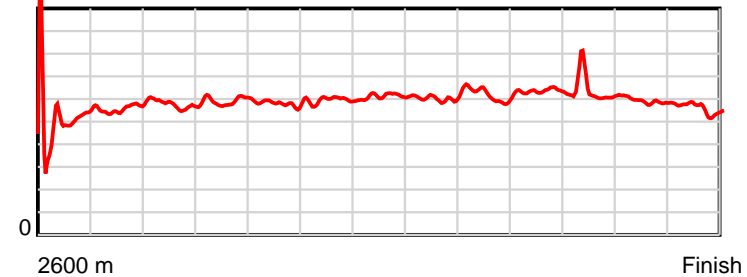
0.5 s Stride duration



20 m/sec Speed



100 % Stride efficiency



Note: Horizontal distance axis grid lines are 200m furlongs.

**Disclaimer.**

HRNZ and NZMTC and Thoroughbred Ratings Pty Ltd accepts no responsibility for the completeness or accuracy of any of the information contained herein, and makes no representations about its suitability for any particular purpose. Users should make their own judgements about those matters and/or seek independent advice. You assume all risks associated with use of the data provided on this page.



# Race Results



June 24, 2022, Race 2, SPECTATORS BAR TROT, Distance 2600m, Addington - Survey 3200m

| Result | TAB no. | Horse (Barrier)              | 2600 to | 2400m to |
|--------|---------|------------------------------|---------|----------|
| 2nd    | 11      | Lookslikeatrix... (11)       | 2400m   | 2200m    |
|        |         | Position in running (margin) | -       | 4(8.0)   |
|        |         | Sectional time (s)           | 18.05   | 15.40    |
|        |         | Cumulative time (s)          | 203.68  | 185.63   |
|        |         | Speed (m/s)                  | 11.08   | 12.99    |
|        |         | Stride length (m)            | 5.50    | 5.99     |
|        |         | Stride duration (s)          | 0.481   | 0.461    |
|        |         | Stride efficiency (%)        | 47.30   | 56.10    |
|        |         | Stride count                 | 36.35   | 33.38    |

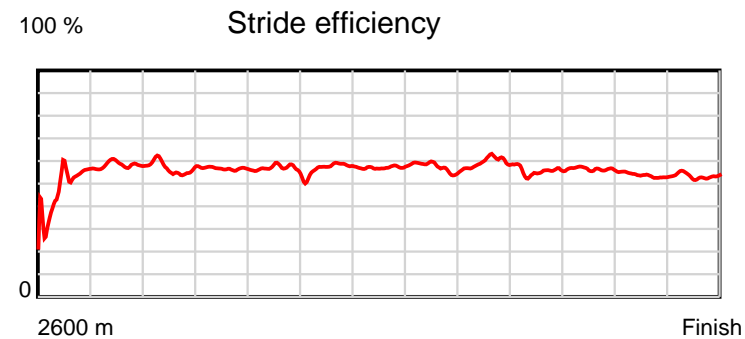
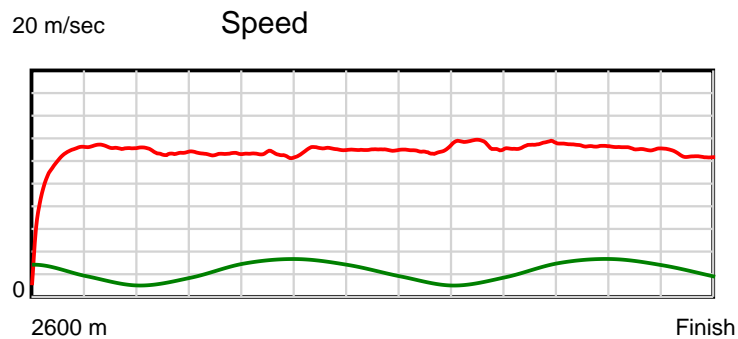
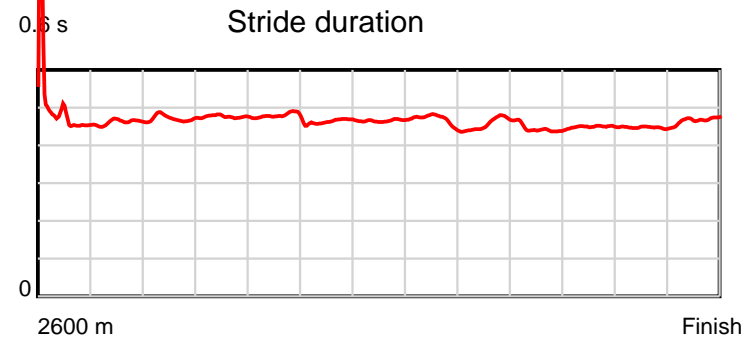
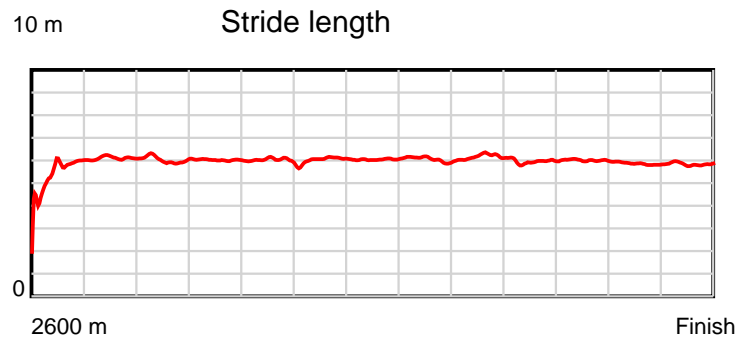
## Disclaimer.

HRNZ and NZMTC and Thoroughbred Ratings Pty Ltd accepts no responsibility for the completeness or accuracy of any of the information contained herein, and makes no representations about its suitability for any particular purpose. Users should make their own judgements about those matters and/or seek independent advice. You assume all risks associated with use of the data provided on this page.

# Race Results

June 24, 2022, Race 2, SPECTATORS BAR TROT, Distance 2600m, Addington - Survey 3200m

| Result | TAB no. | Horse (Barrier)              | 2200m to | 2000m to | 1800m to | 1600m to | 1400m to | 1200m to | 1000m to | 800m to | 600m to | 400m to | 200m to | Total or | Margin |
|--------|---------|------------------------------|----------|----------|----------|----------|----------|----------|----------|---------|---------|---------|---------|----------|--------|
| 2nd    | 11      | Looklikeatrix... (11)        | 2000m    | 1800m    | 1600m    | 1400m    | 1200m    | 1000m    | 800m     | 600m    | 400m    | 200m    | WP      | Average  |        |
|        |         | Position in running (margin) | 4(10.9)  | 4(12.4)  | 4(13.7)  | 4(10.6)  | 3(4.0)   | 2(2.9)   | 1(0.0)   | 1(0.0)  | 2(0.5)  | 1(0.0)  | 2(0.4)  |          | 0.90   |
|        |         | Sectional time (s)           | 15.82    | 15.86    | 15.87    | 15.40    | 15.42    | 15.68    | 15.10    | 14.92   | 14.99   | 15.26   | 15.91   |          |        |
|        |         | Cumulative time (s)          | 170.23   | 154.41   | 138.55   | 122.68   | 107.28   | 91.86    | 76.18    | 61.08   | 46.16   | 31.17   | 15.91   | 3:23.68  |        |
|        |         | Speed (m/s)                  | 12.64    | 12.61    | 12.60    | 12.99    | 12.97    | 12.76    | 13.25    | 13.40   | 13.34   | 13.11   | 12.57   | 12.77    |        |
|        |         | Stride length (m)            | 5.96     | 6.00     | 6.02     | 6.02     | 6.04     | 5.95     | 6.07     | 5.94    | 6.00    | 5.86    | 5.89    | 5.94     |        |
|        |         | Stride duration (s)          | 0.472    | 0.476    | 0.478    | 0.464    | 0.465    | 0.467    | 0.459    | 0.443   | 0.450   | 0.447   | 0.469   | 0.465    |        |
|        |         | Stride efficiency (%)        | 55.60    | 56.32    | 56.64    | 56.64    | 56.98    | 55.34    | 57.66    | 55.05   | 56.28   | 53.68   | 54.29   | 55.13    |        |
|        |         | Stride count                 | 33.53    | 33.31    | 33.22    | 33.22    | 33.12    | 33.61    | 32.93    | 33.70   | 33.33   | 34.12   | 33.93   | 437.75   |        |



Note: Horizontal distance axis grid lines are 200m furlongs.

#### Disclaimer.

HRNZ and NZMTC and Thoroughbred Ratings Pty Ltd accepts no responsibility for the completeness or accuracy of any of the information contained herein, and makes no representations about its suitability for any particular purpose. Users should make their own judgements about those matters and/or seek independent advice. You assume all risks associated with use of the data provided on this page.



# Race Results



June 24, 2022, Race 2, SPECTATORS BAR TROT, Distance 2600m, Addington - Survey 3200m

| Result | TAB no. | Horse (Barrier)              | 2600 to | 2400m to |
|--------|---------|------------------------------|---------|----------|
| 3rd    | 6       | Emily (7)                    | 2400m   | 2200m    |
|        |         | Position in running (margin) | -       | 2(0.7)   |
|        |         | Sectional time (s)           | 16.56   | 15.10    |
|        |         | Cumulative time (s)          | 204.16  | 187.60   |
|        |         | Speed (m/s)                  | 12.08   | 13.25    |
|        |         | Stride length (m)            | 5.50    | 6.15     |
|        |         | Stride duration (s)          | 0.448   | 0.464    |
|        |         | Stride efficiency (%)        | 47.24   | 59.03    |
|        |         | Stride count                 | 36.38   | 32.54    |

## Disclaimer.

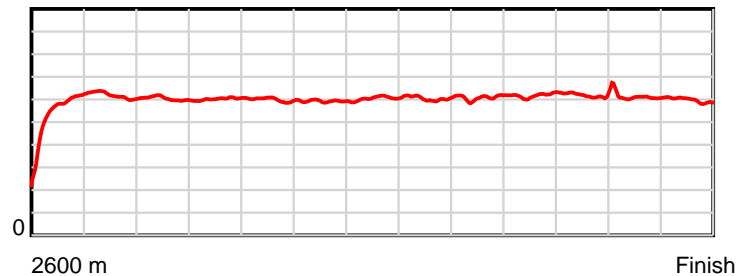
HRNZ and NZMTC and Thoroughbred Ratings Pty Ltd accepts no responsibility for the completeness or accuracy of any of the information contained herein, and makes no representations about its suitability for any particular purpose. Users should make their own judgements about those matters and/or seek independent advice. You assume all risks associated with use of the data provided on this page.

# Race Results

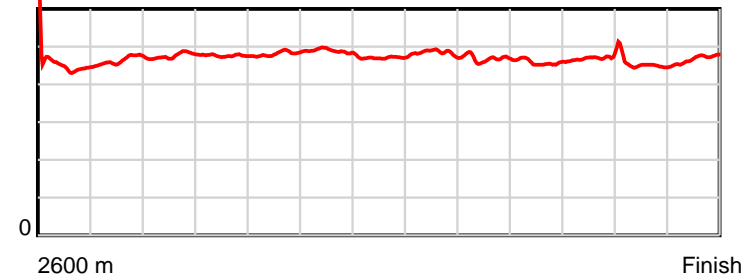
June 24, 2022, Race 2, SPECTATORS BAR TROT, Distance 2600m, Addington - Survey 3200m

| Result | TAB no. | Horse (Barrier)              | 2200m to | 2000m to | 1800m to | 1600m to | 1400m to | 1200m to | 1000m to | 800m to | 600m to | 400m to | 200m to | Total or | Margin |
|--------|---------|------------------------------|----------|----------|----------|----------|----------|----------|----------|---------|---------|---------|---------|----------|--------|
| 3rd    | 6       | Emily (7)                    | 2000m    | 1800m    | 1600m    | 1400m    | 1200m    | 1000m    | 800m     | 600m    | 400m    | 200m    | WP      | Average  |        |
|        |         | Position in running (margin) | 2(1.8)   | 2(3.6)   | 2(4.8)   | 2(3.3)   | 2(3.0)   | 3(3.1)   | 3(1.9)   | 4(4.1)  | 5(4.2)  | 4(6.0)  | 4(5.3)  |          | 3.80   |
|        |         | Sectional time (s)           | 15.86    | 15.86    | 16.12    | 16.48    | 15.61    | 15.96    | 15.47    | 14.85   | 15.37   | 15.07   | 15.85   |          |        |
|        |         | Cumulative time (s)          | 172.50   | 156.64   | 140.78   | 124.66   | 108.18   | 92.57    | 76.61    | 61.14   | 46.29   | 30.92   | 15.85   | 3:24.16  |        |
|        |         | Speed (m/s)                  | 12.61    | 12.61    | 12.41    | 12.14    | 12.81    | 12.53    | 12.93    | 13.47   | 13.01   | 13.27   | 12.62   | 12.74    |        |
|        |         | Stride length (m)            | 6.00     | 6.00     | 5.97     | 5.94     | 6.02     | 6.06     | 6.06     | 6.16    | 6.14    | 5.95    | 5.91    | 5.98     |        |
|        |         | Stride duration (s)          | 0.476    | 0.476    | 0.481    | 0.489    | 0.470    | 0.484    | 0.468    | 0.457   | 0.472   | 0.449   | 0.468   | 0.470    |        |
|        |         | Stride efficiency (%)        | 56.21    | 56.28    | 55.64    | 55.08    | 56.62    | 57.41    | 57.33    | 59.30   | 58.98   | 55.38   | 54.56   | 55.95    |        |
|        |         | Stride count                 | 33.35    | 33.33    | 33.52    | 33.69    | 33.23    | 33.00    | 33.02    | 32.47   | 32.55   | 33.60   | 33.85   | 434.53   |        |

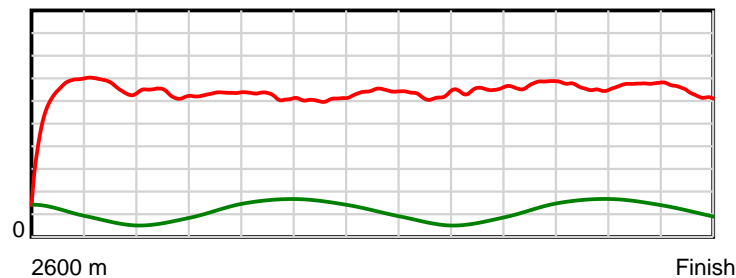
10 m Stride length



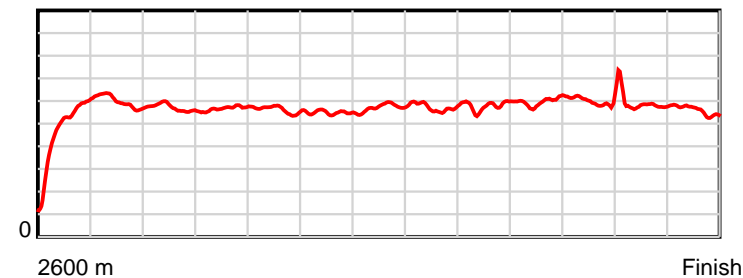
0.6 s Stride duration



20 m/sec Speed



100 % Stride efficiency



Note: Horizontal distance axis grid lines are 200m furlongs.

## Disclaimer.

HRNZ and NZMTC and Thoroughbred Ratings Pty Ltd accepts no responsibility for the completeness or accuracy of any of the information contained herein, and makes no representations about its suitability for any particular purpose. Users should make their own judgements about those matters and/or seek independent advice. You assume all risks associated with use of the data provided on this page.



# Race Results



June 24, 2022, Race 2, SPECTATORS BAR TROT, Distance 2600m, Addington - Survey 3200m

| Result | TAB no. | Horse (Barrier)              | 2600 to      | 2400m to     |
|--------|---------|------------------------------|--------------|--------------|
| 4th    | 7       | <b>Sassy Star (8)</b>        | <b>2400m</b> | <b>2200m</b> |
|        |         | Position in running (margin) | -            | 3(3.8)       |
|        |         | Sectional time (s)           | 17.14        | 15.58        |
|        |         | Cumulative time (s)          | 204.38       | 187.24       |
|        |         | Speed (m/s)                  | 11.67        | 12.84        |
|        |         | Stride length (m)            | 5.33         | 5.85         |
|        |         | Stride duration (s)          | 0.455        | 0.456        |
|        |         | Stride efficiency (%)        | 44.44        | 53.56        |
|        |         | Stride count                 | 37.50        | 34.16        |

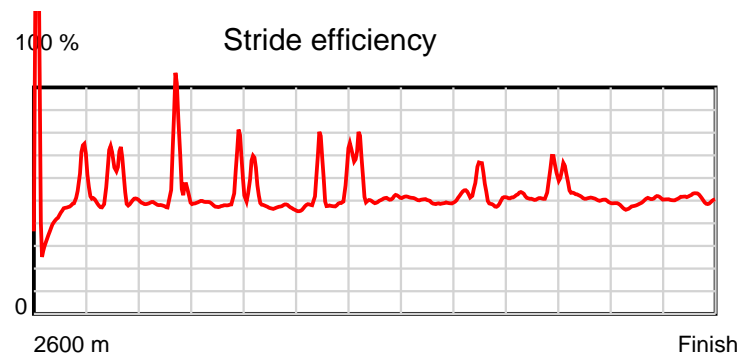
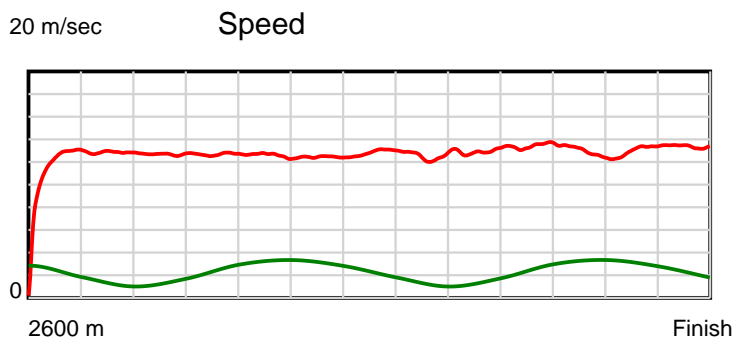
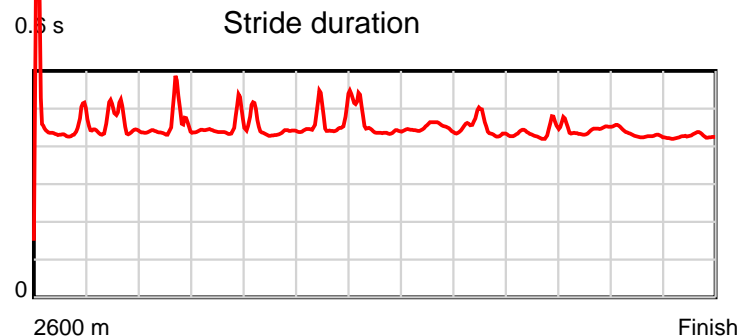
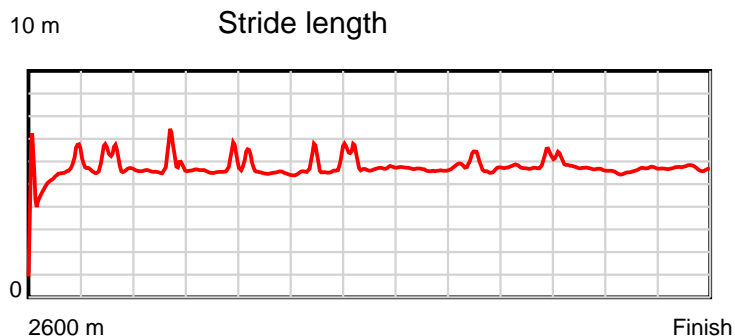
#### Disclaimer.

HRNZ and NZMTC and Thoroughbred Ratings Pty Ltd accepts no responsibility for the completeness or accuracy of any of the information contained herein, and makes no representations about its suitability for any particular purpose. Users should make their own judgements about those matters and/or seek independent advice. You assume all risks associated with use of the data provided on this page.

# Race Results

June 24, 2022, Race 2, SPECTATORS BAR TROT, Distance 2600m, Addington - Survey 3200m

| Result | TAB no. | Horse (Barrier)              | 2200m to     | 2000m to     | 1800m to     | 1600m to     | 1400m to     | 1200m to     | 1000m to    | 800m to     | 600m to     | 400m to     | 200m to   | Total or       | Margin |
|--------|---------|------------------------------|--------------|--------------|--------------|--------------|--------------|--------------|-------------|-------------|-------------|-------------|-----------|----------------|--------|
| 4th    | 7       | <b>Sassy Star (8)</b>        | <b>2000m</b> | <b>1800m</b> | <b>1600m</b> | <b>1400m</b> | <b>1200m</b> | <b>1000m</b> | <b>800m</b> | <b>600m</b> | <b>400m</b> | <b>200m</b> | <b>WP</b> | <b>Average</b> |        |
|        |         | Position in running (margin) | 3(7.8)       | 3(9.9)       | 3(10.8)      | 3(9.0)       | 4(6.4)       | 5(6.4)       | 4(3.4)      | 7(6.3)      | 6(6.3)      | 7(9.6)      | 6(12.2)   |                | 5.00   |
|        |         | Sectional time (s)           | 15.91        | 15.81        | 16.08        | 16.09        | 15.60        | 15.65        | 15.59       | 14.83       | 15.62       | 15.62       | 14.86     |                |        |
|        |         | Cumulative time (s)          | 171.66       | 155.75       | 139.94       | 123.86       | 107.77       | 92.17        | 76.52       | 60.93       | 46.10       | 30.48       | 14.86     | 3:24.38        |        |
|        |         | Speed (m/s)                  | 12.57        | 12.65        | 12.44        | 12.43        | 12.82        | 12.78        | 12.83       | 13.49       | 12.80       | 12.80       | 13.46     | 12.72          |        |
|        |         | Stride length (m)            | 5.61         | 5.63         | 5.52         | 5.73         | 5.73         | 5.74         | 5.74        | 5.86        | 5.70        | 5.52        | 5.75      | 5.67           |        |
|        |         | Stride duration (s)          | 0.446        | 0.445        | 0.444        | 0.461        | 0.447        | 0.450        | 0.447       | 0.435       | 0.445       | 0.431       | 0.427     | 0.445          |        |
|        |         | Stride efficiency (%)        | 49.10        | 49.47        | 47.64        | 51.36        | 51.27        | 51.56        | 51.44       | 53.73       | 50.69       | 47.70       | 51.58     | 50.18          |        |
|        |         | Stride count                 | 35.68        | 35.55        | 36.22        | 34.89        | 34.92        | 34.82        | 34.86       | 34.11       | 35.11       | 36.20       | 34.81     | 458.83         |        |



Note: Horizontal distance axis grid lines are 200m furlongs.

#### Disclaimer.

HRNZ and NZMTC and Thoroughbred Ratings Pty Ltd accepts no responsibility for the completeness or accuracy of any of the information contained herein, and makes no representations about its suitability for any particular purpose. Users should make their own judgements about those matters and/or seek independent advice. You assume all risks associated with use of the data provided on this page.



# Race Results



June 24, 2022, Race 2, SPECTATORS BAR TROT, Distance 2600m, Addington - Survey 3200m

| Result | TAB no. | Horse (Barrier)              | 2600 to<br>2400m | 2400m to<br>2200m |
|--------|---------|------------------------------|------------------|-------------------|
| 5th    | 12      | <b>Blithe (12)</b>           |                  |                   |
|        |         | Position in running (margin) | -                | 10(22.6)          |
|        |         | Sectional time (s)           | 20.61            | 16.37             |
|        |         | Cumulative time (s)          | 204.40           | 183.79            |
|        |         | Speed (m/s)                  | 9.71             | 12.22             |
|        |         | Stride length (m)            | 5.02             | 5.53              |
|        |         | Stride duration (s)          | 0.455            | 0.453             |
|        |         | Stride efficiency (%)        | 39.32            | 47.86             |
|        |         | Stride count                 | 39.87            | 36.14             |

#### Disclaimer.

HRNZ and NZMTC and Thoroughbred Ratings Pty Ltd accepts no responsibility for the completeness or accuracy of any of the information contained herein, and makes no representations about its suitability for any particular purpose. Users should make their own judgements about those matters and/or seek independent advice. You assume all risks associated with use of the data provided on this page.

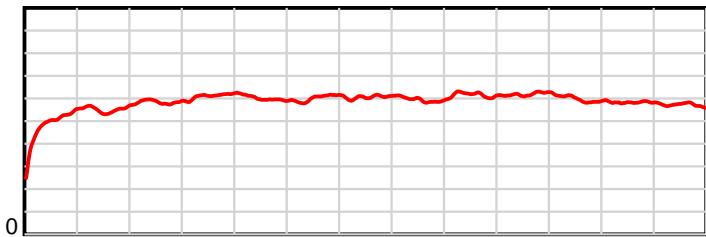
# Race Results

June 24, 2022, Race 2, SPECTATORS BAR TROT, Distance 2600m, Addington - Survey 3200m

| Result | TAB no. | Horse (Barrier)              | 2200m to     | 2000m to     | 1800m to     | 1600m to     | 1400m to     | 1200m to     | 1000m to    | 800m to     | 600m to     | 400m to     | 200m to   | Total or       | Margin |
|--------|---------|------------------------------|--------------|--------------|--------------|--------------|--------------|--------------|-------------|-------------|-------------|-------------|-----------|----------------|--------|
| 5th    | 12      | <b>Blithe (12)</b>           | <b>2000m</b> | <b>1800m</b> | <b>1600m</b> | <b>1400m</b> | <b>1200m</b> | <b>1000m</b> | <b>800m</b> | <b>600m</b> | <b>400m</b> | <b>200m</b> | <b>WP</b> | <b>Average</b> |        |
|        |         | Position in running (margin) | 6(31.3)      | 6(28.7)      | 6(21.0)      | 6(15.1)      | 6(8.0)       | 6(6.6)       | 6(4.9)      | 5(4.6)      | 3(2.5)      | 3(3.7)      | 3(4.4)    |                | 5.10   |
|        |         | Sectional time (s)           | 15.14        | 14.36        | 15.40        | 15.33        | 15.37        | 15.87        | 15.06       | 14.48       | 15.27       | 15.30       | 15.84     |                |        |
|        |         | Cumulative time (s)          | 167.42       | 152.28       | 137.92       | 122.52       | 107.19       | 91.82        | 75.95       | 60.89       | 46.41       | 31.14       | 15.84     | 3:24.40        |        |
|        |         | Speed (m/s)                  | 13.21        | 13.93        | 12.99        | 13.05        | 13.01        | 12.60        | 13.28       | 13.81       | 13.10       | 13.07       | 12.63     | 12.72          |        |
|        |         | Stride length (m)            | 5.74         | 6.12         | 5.98         | 6.01         | 6.06         | 5.81         | 6.00        | 6.14        | 5.90        | 5.79        | 5.70      | 5.82           |        |
|        |         | Stride duration (s)          | 0.434        | 0.439        | 0.460        | 0.461        | 0.466        | 0.461        | 0.452       | 0.445       | 0.450       | 0.443       | 0.451     | 0.457          |        |
|        |         | Stride efficiency (%)        | 51.49        | 58.48        | 55.85        | 56.51        | 57.48        | 52.76        | 56.26       | 59.00       | 54.38       | 52.41       | 50.70     | 52.85          |        |
|        |         | Stride count                 | 34.84        | 32.69        | 33.46        | 33.26        | 32.98        | 34.42        | 33.33       | 32.55       | 33.90       | 34.53       | 35.11     | 447.08         |        |

10 m

Stride length

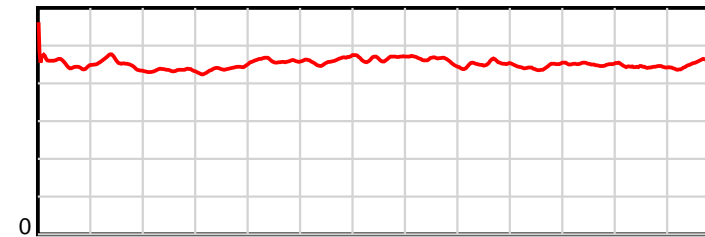


2600 m

Finish

0.6 s

Stride duration

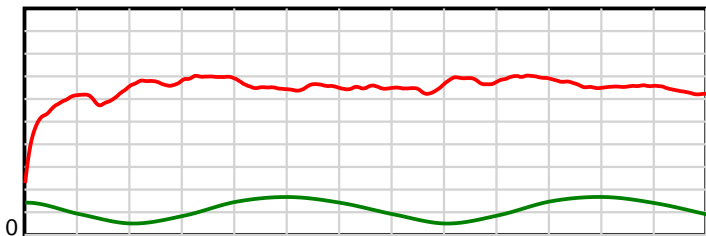


2600 m

Finish

20 m/sec

Speed

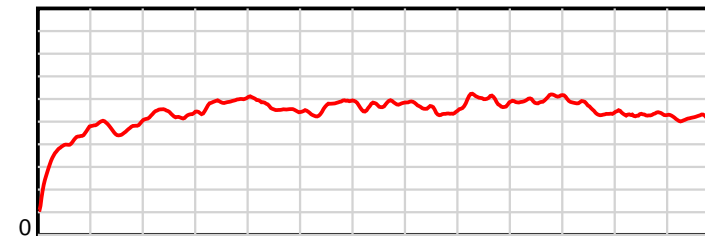


2600 m

Finish

100 %

Stride efficiency



2600 m

Finish

Note: Horizontal distance axis grid lines are 200m furlongs.

**Disclaimer.**

HRNZ and NZMTC and Thoroughbred Ratings Pty Ltd accepts no responsibility for the completeness or accuracy of any of the information contained herein, and makes no representations about its suitability for any particular purpose. Users should make their own judgements about those matters and/or seek independent advice. You assume all risks associated with use of the data provided on this page.



# Race Results



June 24, 2022, Race 2, SPECTATORS BAR TROT, Distance 2600m, Addington - Survey 3200m

| Result | TAB no. | Horse (Barrier)              | 2600 to      | 2400m to     |
|--------|---------|------------------------------|--------------|--------------|
| 6th    | 2       | <b>Paige (4)</b>             | <b>2400m</b> | <b>2200m</b> |
|        |         | Position in running (margin) | -            | 13(34.8)     |
|        |         | Sectional time (s)           | 22.08        | 15.19        |
|        |         | Cumulative time (s)          | 204.43       | 182.35       |
|        |         | Speed (m/s)                  | 9.06         | 13.17        |
|        |         | Stride length (m)            | 4.70         | 6.03         |
|        |         | Stride duration (s)          | 0.501        | 0.458        |
|        |         | Stride efficiency (%)        | 34.51        | 56.75        |
|        |         | Stride count                 | 42.56        | 33.19        |

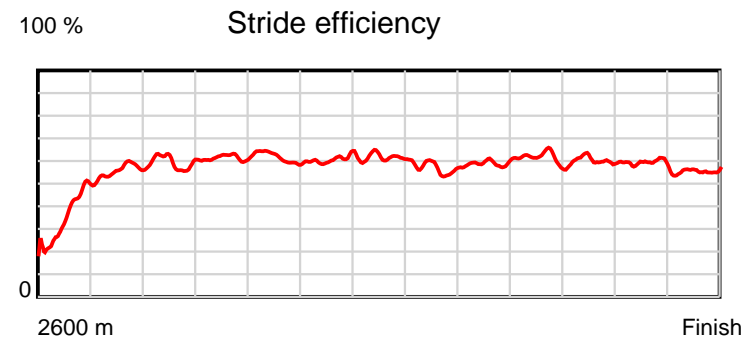
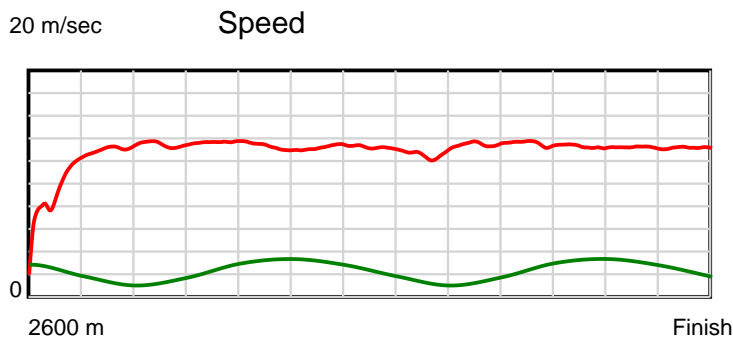
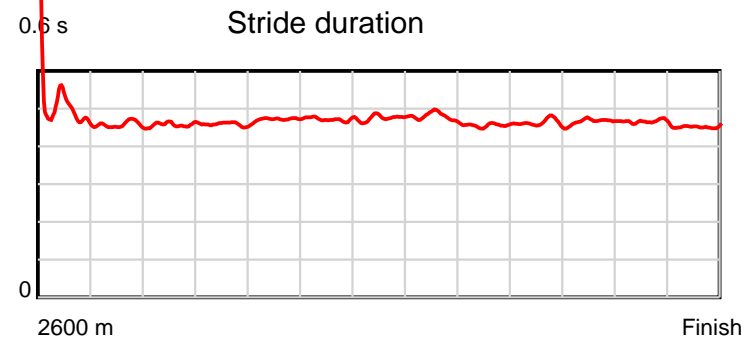
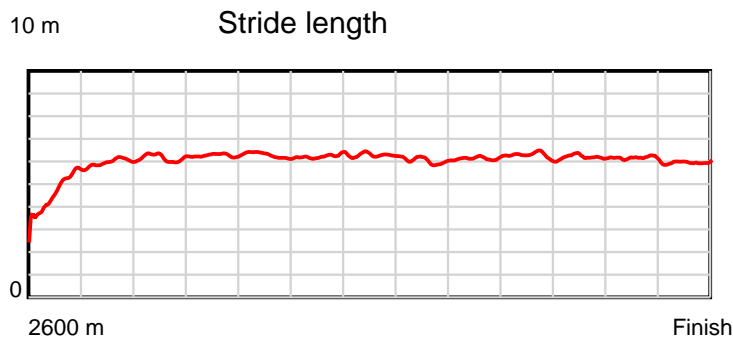
#### Disclaimer.

HRNZ and NZMTC and Thoroughbred Ratings Pty Ltd accepts no responsibility for the completeness or accuracy of any of the information contained herein, and makes no representations about its suitability for any particular purpose. Users should make their own judgements about those matters and/or seek independent advice. You assume all risks associated with use of the data provided on this page.

# Race Results

June 24, 2022, Race 2, SPECTATORS BAR TROT, Distance 2600m, Addington - Survey 3200m

| Result | TAB no. | Horse (Barrier)              | 2200m to | 2000m to | 1800m to | 1600m to | 1400m to | 1200m to | 1000m to | 800m to | 600m to | 400m to | 200m to | Total or | Margin |
|--------|---------|------------------------------|----------|----------|----------|----------|----------|----------|----------|---------|---------|---------|---------|----------|--------|
| 6th    | 2       | Paige (4)                    | 2000m    | 1800m    | 1600m    | 1400m    | 1200m    | 1000m    | 800m     | 600m    | 400m    | 200m    | WP      | Average  |        |
|        |         | Position in running (margin) | 7(36.4)  | 7(32.2)  | 7(25.6)  | 7(18.0)  | 7(10.1)  | 7(7.6)   | 7(6.2)   | 6(6.3)  | 7(6.3)  | 6(7.8)  | 5(9.3)  |          | 5.30   |
|        |         | Sectional time (s)           | 14.87    | 14.55    | 15.12    | 15.20    | 15.17    | 15.93    | 15.13    | 14.84   | 15.31   | 15.44   | 15.60   |          |        |
|        |         | Cumulative time (s)          | 167.16   | 152.29   | 137.74   | 122.62   | 107.42   | 92.25    | 76.32    | 61.19   | 46.35   | 31.04   | 15.60   | 3:24.43  |        |
|        |         | Speed (m/s)                  | 13.45    | 13.75    | 13.23    | 13.16    | 13.18    | 12.55    | 13.22    | 13.48   | 13.06   | 12.95   | 12.82   | 12.72    |        |
|        |         | Stride length (m)            | 6.16     | 6.30     | 6.24     | 6.22     | 6.26     | 6.02     | 6.02     | 6.22    | 6.10    | 6.02    | 5.81    | 5.98     |        |
|        |         | Stride duration (s)          | 0.458    | 0.458    | 0.472    | 0.472    | 0.475    | 0.479    | 0.456    | 0.462   | 0.467   | 0.465   | 0.453   | 0.470    |        |
|        |         | Stride efficiency (%)        | 59.26    | 61.96    | 60.85    | 60.37    | 61.23    | 56.62    | 56.69    | 60.55   | 58.19   | 56.71   | 52.78   | 55.79    |        |
|        |         | Stride count                 | 32.48    | 31.76    | 32.05    | 32.18    | 31.95    | 33.22    | 33.21    | 32.13   | 32.78   | 33.20   | 34.41   | 435.12   |        |



Note: Horizontal distance axis grid lines are 200m furlongs.

#### Disclaimer.

HRNZ and NZMTC and Thoroughbred Ratings Pty Ltd accepts no responsibility for the completeness or accuracy of any of the information contained herein, and makes no representations about its suitability for any particular purpose. Users should make their own judgements about those matters and/or seek independent advice. You assume all risks associated with use of the data provided on this page.



# Race Results



June 24, 2022, Race 2, SPECTATORS BAR TROT, Distance 2600m, Addington - Survey 3200m

| Result | TAB no. | Horse (Barrier)              | 2600 to      | 2400m to     |
|--------|---------|------------------------------|--------------|--------------|
| 7th    | 9       | <b>MC Squared (9)</b>        | <b>2400m</b> | <b>2200m</b> |
|        |         | Position in running (margin) | -            | 1(0.0)       |
|        |         | Sectional time (s)           | 16.66        | 14.92        |
|        |         | Cumulative time (s)          | 210.45       | 193.79       |
|        |         | Speed (m/s)                  | 12.01        | 13.40        |
|        |         | Stride length (m)            | 5.95         | 6.11         |
|        |         | Stride duration (s)          | 0.488        | 0.456        |
|        |         | Stride efficiency (%)        | 55.29        | 58.38        |
|        |         | Stride count                 | 33.62        | 32.72        |

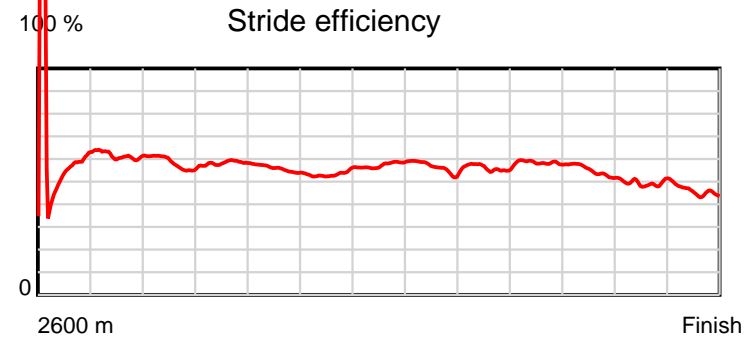
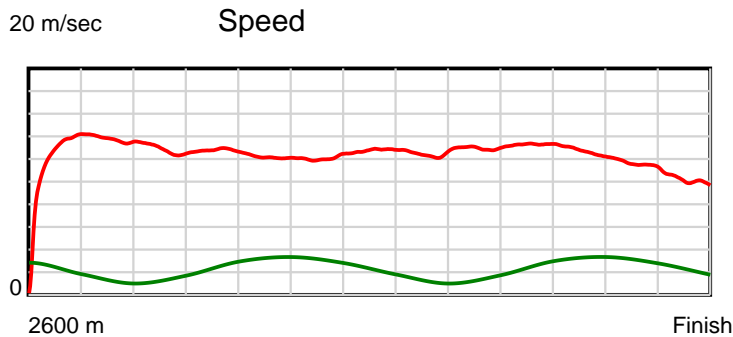
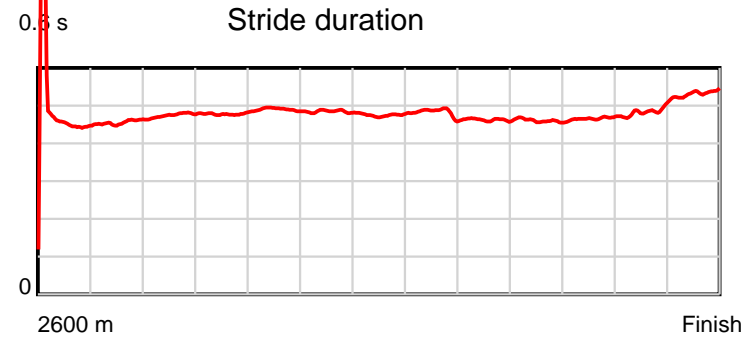
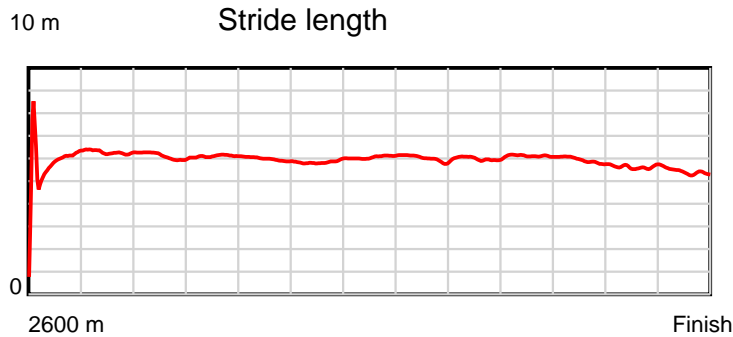
#### Disclaimer.

HRNZ and NZMTC and Thoroughbred Ratings Pty Ltd accepts no responsibility for the completeness or accuracy of any of the information contained herein, and makes no representations about its suitability for any particular purpose. Users should make their own judgements about those matters and/or seek independent advice. You assume all risks associated with use of the data provided on this page.

# Race Results

June 24, 2022, Race 2, SPECTATORS BAR TROT, Distance 2600m, Addington - Survey 3200m

| Result | TAB no. | Horse (Barrier)              | 2200m to | 2000m to | 1800m to | 1600m to | 1400m to | 1200m to | 1000m to | 800m to | 600m to | 400m to | 200m to | Total or | Margin |
|--------|---------|------------------------------|----------|----------|----------|----------|----------|----------|----------|---------|---------|---------|---------|----------|--------|
| 7th    | 9       | MC Squared (9)               | 2000m    | 1800m    | 1600m    | 1400m    | 1200m    | 1000m    | 800m     | 600m    | 400m    | 200m    | WP      | Average  |        |
|        |         | Position in running (margin) | 1(0.0)   | 1(0.0)   | 1(0.0)   | 1(0.0)   | 1(0.0)   | 1(0.0)   | 2(0.5)   | 3(2.5)  | 4(3.3)  | 5(6.5)  | 7(18.9) |          | 40.70  |
|        |         | Sectional time (s)           | 15.57    | 15.64    | 16.39    | 16.51    | 15.60    | 16.24    | 15.44    | 14.98   | 15.61   | 17.25   | 19.64   |          |        |
|        |         | Cumulative time (s)          | 178.87   | 163.30   | 147.66   | 131.27   | 114.76   | 99.16    | 82.92    | 67.48   | 52.50   | 36.89   | 19.64   | 3:30.45  |        |
|        |         | Speed (m/s)                  | 12.85    | 12.79    | 12.20    | 12.11    | 12.82    | 12.32    | 12.95    | 13.35   | 12.81   | 11.59   | 10.18   | 12.35    |        |
|        |         | Stride length (m)            | 6.11     | 6.11     | 5.98     | 5.87     | 6.09     | 5.93     | 5.99     | 6.15    | 5.98    | 5.63    | 5.43    | 5.94     |        |
|        |         | Stride duration (s)          | 0.475    | 0.478    | 0.490    | 0.484    | 0.475    | 0.482    | 0.462    | 0.460   | 0.466   | 0.485   | 0.534   | 0.481    |        |
|        |         | Stride efficiency (%)        | 58.27    | 58.31    | 55.85    | 53.76    | 58.00    | 54.97    | 56.07    | 59.03   | 55.81   | 49.45   | 46.16   | 55.14    |        |
|        |         | Stride count                 | 32.75    | 32.74    | 33.46    | 34.10    | 32.83    | 33.72    | 33.39    | 32.54   | 33.46   | 35.55   | 36.80   | 437.68   |        |



Note: Horizontal distance axis grid lines are 200m furlongs.

#### Disclaimer.

HRNZ and NZMTC and Thoroughbred Ratings Pty Ltd accepts no responsibility for the completeness or accuracy of any of the information contained herein, and makes no representations about its suitability for any particular purpose. Users should make their own judgements about those matters and/or seek independent advice. You assume all risks associated with use of the data provided on this page.



# Race Results



June 24, 2022, Race 2, SPECTATORS BAR TROT, Distance 2600m, Addington - Survey 3200m

| Result | TAB no. | Horse (Barrier)              | 2600 to      | 2400m to     |
|--------|---------|------------------------------|--------------|--------------|
| 8th    | 13      | <b>Lucinda Hest (0)</b>      | <b>2400m</b> | <b>2200m</b> |
|        |         | Position in running (margin) | -            | 7(14.5)      |
|        |         | Sectional time (s)           | 18.89        | 20.52        |
|        |         | Cumulative time (s)          | 213.35       | 194.46       |
|        |         | Speed (m/s)                  | 10.59        | 9.75         |
|        |         | Stride length (m)            | 5.31         | 4.40         |
|        |         | Stride duration (s)          | 0.448        | 0.452        |
|        |         | Stride efficiency (%)        | 44.06        | 30.29        |
|        |         | Stride count                 | 37.67        | 45.43        |

#### Disclaimer.

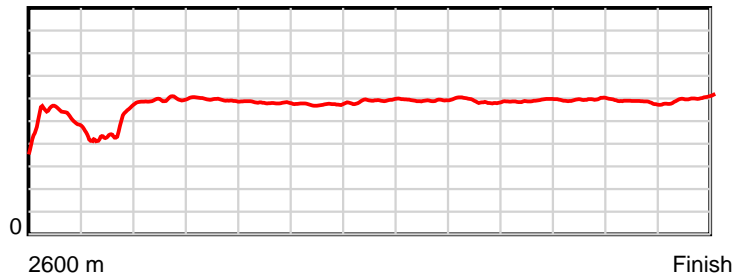
HRNZ and NZMTC and Thoroughbred Ratings Pty Ltd accepts no responsibility for the completeness or accuracy of any of the information contained herein, and makes no representations about its suitability for any particular purpose. Users should make their own judgements about those matters and/or seek independent advice. You assume all risks associated with use of the data provided on this page.

# Race Results

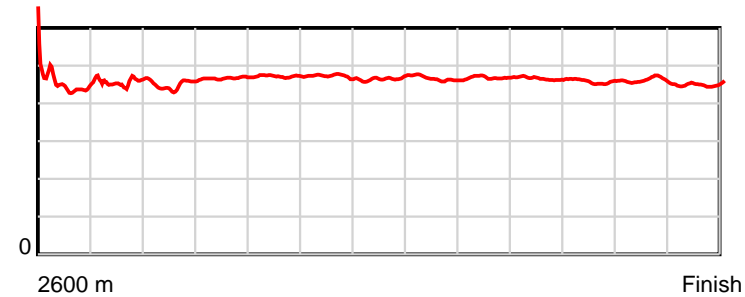
June 24, 2022, Race 2, SPECTATORS BAR TROT, Distance 2600m, Addington - Survey 3200m

| Result | TAB no. | Horse (Barrier)              | 2200m to | 2000m to | 1800m to | 1600m to | 1400m to | 1200m to | 1000m to | 800m to | 600m to | 400m to | 200m to | Total or | Margin |
|--------|---------|------------------------------|----------|----------|----------|----------|----------|----------|----------|---------|---------|---------|---------|----------|--------|
| 8th    | 13      | Lucinda Hest (0)             | 2000m    | 1800m    | 1600m    | 1400m    | 1200m    | 1000m    | 800m     | 600m    | 400m    | 200m    | WP      | Average  |        |
|        |         | Position in running (margin) | 10(48.1) | 8(48.4)  | 8(49.0)  | 8(48.3)  | 8(47.4)  | 8(48.7)  | 8(46.4)  | 8(52.4) | 8(58.1) | 8(60.4) | 8(64.9) |          | 57.80  |
|        |         | Sectional time (s)           | 15.62    | 15.74    | 16.28    | 16.36    | 15.81    | 15.77    | 16.10    | 15.79   | 15.46   | 15.93   | 15.08   |          |        |
|        |         | Cumulative time (s)          | 173.94   | 158.32   | 142.58   | 126.30   | 109.94   | 94.13    | 78.36    | 62.26   | 46.47   | 31.01   | 15.08   | 3:33.35  |        |
|        |         | Speed (m/s)                  | 12.80    | 12.71    | 12.29    | 12.22    | 12.65    | 12.68    | 12.42    | 12.67   | 12.94   | 12.55   | 13.26   | 12.19    |        |
|        |         | Stride length (m)            | 5.76     | 5.93     | 5.80     | 5.77     | 5.89     | 5.90     | 5.82     | 5.89    | 5.92    | 5.78    | 5.97    | 5.67     |        |
|        |         | Stride duration (s)          | 0.450    | 0.467    | 0.472    | 0.472    | 0.466    | 0.465    | 0.469    | 0.465   | 0.458   | 0.461   | 0.450   | 0.465    |        |
|        |         | Stride efficiency (%)        | 51.82    | 55.01    | 52.51    | 51.95    | 54.26    | 54.32    | 52.94    | 54.26   | 54.81   | 52.29   | 55.72   | 50.20    |        |
|        |         | Stride count                 | 34.73    | 33.71    | 34.50    | 34.69    | 33.94    | 33.92    | 34.36    | 33.94   | 33.77   | 34.57   | 33.49   | 458.72   |        |

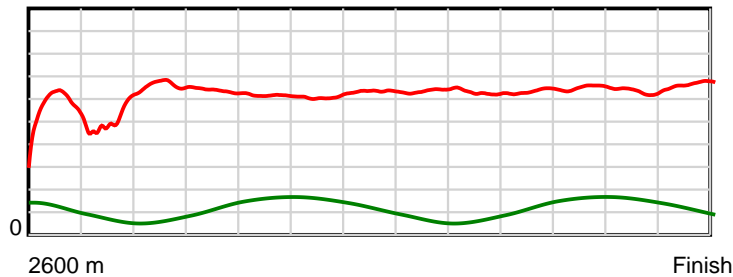
10 m Stride length



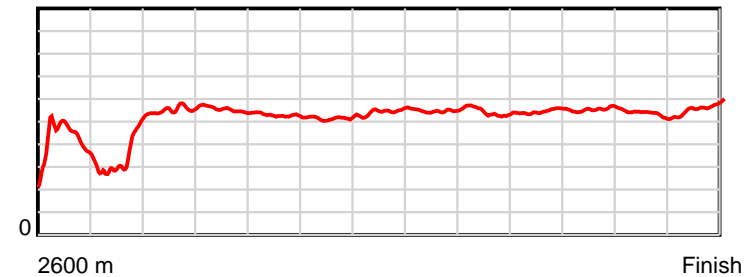
0.6 s Stride duration



20 m/sec Speed



100 % Stride efficiency



Note: Horizontal distance axis grid lines are 200m furlongs.

## Disclaimer.

HRNZ and NZMTC and Thoroughbred Ratings Pty Ltd accepts no responsibility for the completeness or accuracy of any of the information contained herein, and makes no representations about its suitability for any particular purpose. Users should make their own judgements about those matters and/or seek independent advice. You assume all risks associated with use of the data provided on this page.



# Race Results



June 24, 2022, Race 2, SPECTATORS BAR TROT, Distance 2600m, Addington - Survey 3200m

| Result | TAB no. | Horse (Barrier)              | 2600 to      | 2400m to     |
|--------|---------|------------------------------|--------------|--------------|
| 9th    | 4       | <b>Dhoni Trouble (5)</b>     | <b>2400m</b> | <b>2200m</b> |
|        |         | Position in running (margin) | -            | 9(16.1)      |
|        |         | Sectional time (s)           | 19.13        | 19.91        |
|        |         | Cumulative time (s)          | 213.54       | 194.41       |
|        |         | Speed (m/s)                  | 10.46        | 10.05        |
|        |         | Stride length (m)            | 5.39         | 4.87         |
|        |         | Stride duration (s)          | 0.489        | 0.485        |
|        |         | Stride efficiency (%)        | 45.46        | 37.03        |
|        |         | Stride count                 | 37.08        | 41.08        |

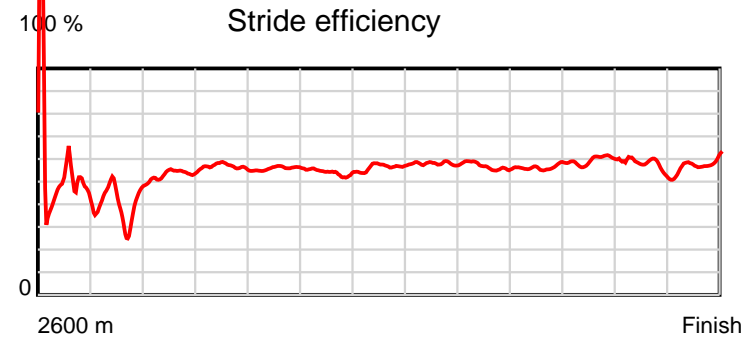
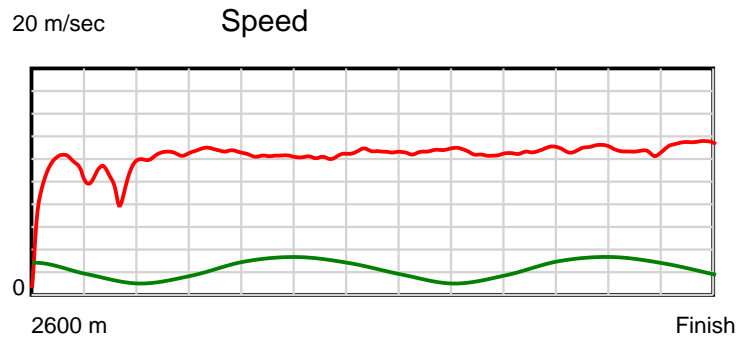
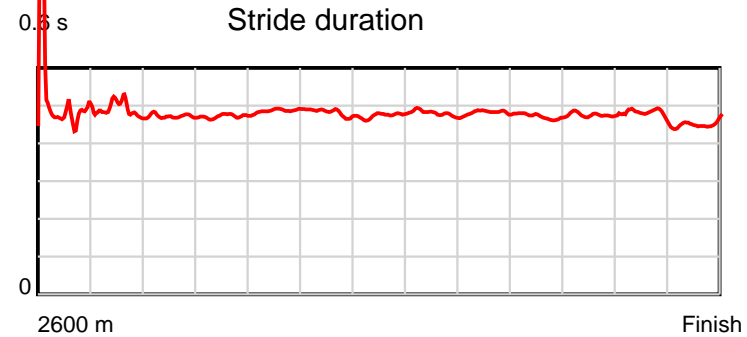
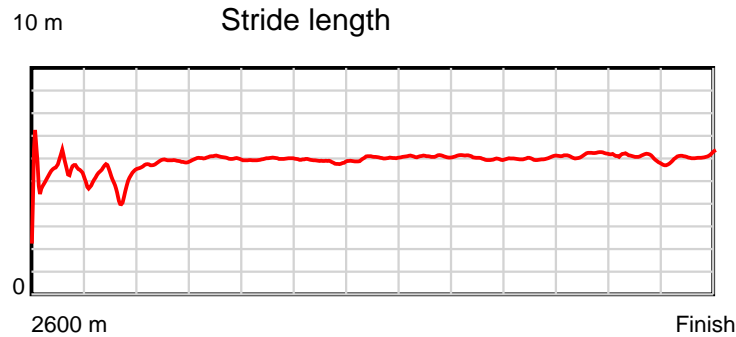
#### Disclaimer.

HRNZ and NZMTC and Thoroughbred Ratings Pty Ltd accepts no responsibility for the completeness or accuracy of any of the information contained herein, and makes no representations about its suitability for any particular purpose. Users should make their own judgements about those matters and/or seek independent advice. You assume all risks associated with use of the data provided on this page.

# Race Results

June 24, 2022, Race 2, SPECTATORS BAR TROT, Distance 2600m, Addington - Survey 3200m

| Result | TAB no. | Horse (Barrier)              | 2200m to     | 2000m to     | 1800m to     | 1600m to     | 1400m to     | 1200m to     | 1000m to    | 800m to     | 600m to     | 400m to     | 200m to   | Total or       | Margin |
|--------|---------|------------------------------|--------------|--------------|--------------|--------------|--------------|--------------|-------------|-------------|-------------|-------------|-----------|----------------|--------|
| 9th    | 4       | <b>Dhoni Trouble (5)</b>     | <b>2000m</b> | <b>1800m</b> | <b>1600m</b> | <b>1400m</b> | <b>1200m</b> | <b>1000m</b> | <b>800m</b> | <b>600m</b> | <b>400m</b> | <b>200m</b> | <b>WP</b> | <b>Average</b> |        |
|        |         | Position in running (margin) | 8(46.1)      | 9(50.8)      | 9(51.0)      | 9(50.6)      | 9(50.0)      | 9(50.8)      | 9(48.5)     | 9(54.6)     | 9(60.0)     | 9(62.5)     | 9(66.6)   |                | 58.90  |
|        |         | Sectional time (s)           | 16.35        | 15.67        | 16.32        | 16.42        | 15.72        | 15.79        | 16.12       | 15.73       | 15.49       | 15.87       | 15.02     |                |        |
|        |         | Cumulative time (s)          | 174.50       | 158.15       | 142.48       | 126.16       | 109.74       | 94.02        | 78.23       | 62.11       | 46.38       | 30.89       | 15.02     | 3:33.54        |        |
|        |         | Speed (m/s)                  | 12.23        | 12.76        | 12.25        | 12.18        | 12.72        | 12.67        | 12.41       | 12.71       | 12.91       | 12.60       | 13.32     | 12.18          |        |
|        |         | Stride length (m)            | 5.78         | 6.02         | 5.97         | 5.86         | 6.03         | 6.07         | 5.99        | 5.99        | 6.14        | 6.00        | 6.04      | 5.83           |        |
|        |         | Stride duration (s)          | 0.472        | 0.472        | 0.487        | 0.481        | 0.474        | 0.479        | 0.482       | 0.471       | 0.475       | 0.476       | 0.453     | 0.479          |        |
|        |         | Stride efficiency (%)        | 52.16        | 56.62        | 55.73        | 53.66        | 56.82        | 57.51        | 56.00       | 56.03       | 58.86       | 56.31       | 56.98     | 53.20          |        |
|        |         | Stride count                 | 34.62        | 33.23        | 33.49        | 34.13        | 33.17        | 32.97        | 33.41       | 33.40       | 32.59       | 33.32       | 33.12     | 445.61         |        |



Note: Horizontal distance axis grid lines are 200m furlongs.

#### Disclaimer.

HRNZ and NZMTC and Thoroughbred Ratings Pty Ltd accepts no responsibility for the completeness or accuracy of any of the information contained herein, and makes no representations about its suitability for any particular purpose. Users should make their own judgements about those matters and/or seek independent advice. You assume all risks associated with use of the data provided on this page.



# Race Results



June 24, 2022, Race 2, SPECTATORS BAR TROT, Distance 2600m, Addington - Survey 3200m

| Result | TAB no. | Horse (Barrier)              | 2600 to      | 2400m to     |
|--------|---------|------------------------------|--------------|--------------|
| 10th   | 5       | <b>Magnitude (6)</b>         | <b>2400m</b> | <b>2200m</b> |
|        |         | Position in running (margin) | -            | 5(8.6)       |
|        |         | Sectional time (s)           | 17.98        | 22.59        |
|        |         | Cumulative time (s)          | 214.57       | 196.59       |
|        |         | Speed (m/s)                  | 11.13        | 8.85         |
|        |         | Stride length (m)            | 5.26         | 4.39         |
|        |         | Stride duration (s)          | 0.463        | 0.496        |
|        |         | Stride efficiency (%)        | 43.24        | 30.16        |
|        |         | Stride count                 | 38.02        | 45.52        |

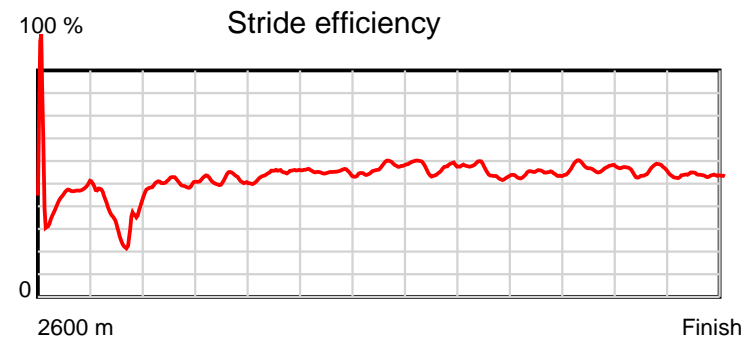
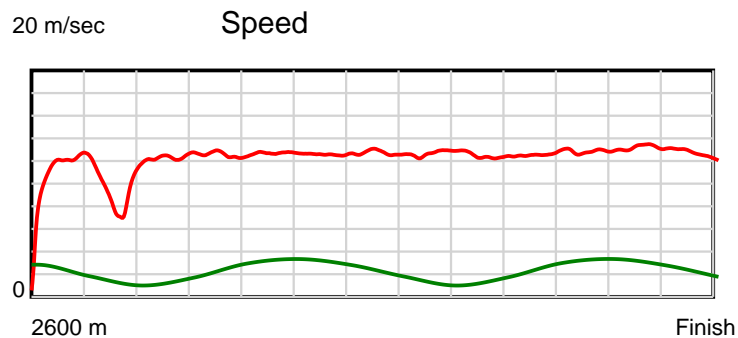
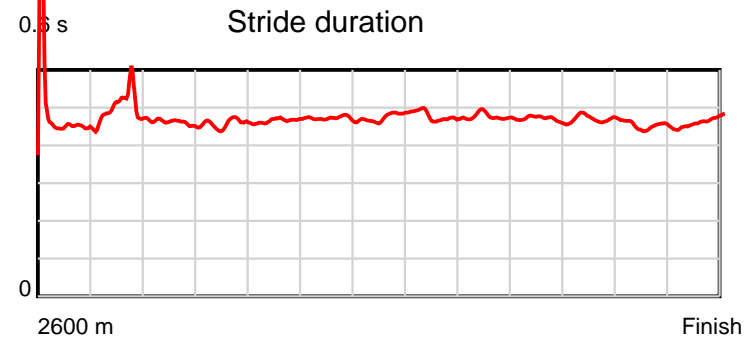
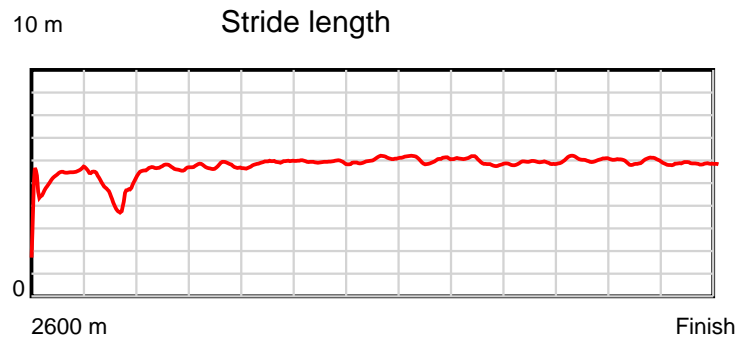
#### Disclaimer.

HRNZ and NZMTC and Thoroughbred Ratings Pty Ltd accepts no responsibility for the completeness or accuracy of any of the information contained herein, and makes no representations about its suitability for any particular purpose. Users should make their own judgements about those matters and/or seek independent advice. You assume all risks associated with use of the data provided on this page.

# Race Results

June 24, 2022, Race 2, SPECTATORS BAR TROT, Distance 2600m, Addington - Survey 3200m

| Result | TAB no. | Horse (Barrier)              | 2200m to     | 2000m to     | 1800m to     | 1600m to     | 1400m to     | 1200m to     | 1000m to    | 800m to     | 600m to     | 400m to     | 200m to   | Total or       | Margin |
|--------|---------|------------------------------|--------------|--------------|--------------|--------------|--------------|--------------|-------------|-------------|-------------|-------------|-----------|----------------|--------|
| 10th   | 5       | <b>Magnitude (6)</b>         | <b>2000m</b> | <b>1800m</b> | <b>1600m</b> | <b>1400m</b> | <b>1200m</b> | <b>1000m</b> | <b>800m</b> | <b>600m</b> | <b>400m</b> | <b>200m</b> | <b>WP</b> | <b>Average</b> |        |
|        |         | Position in running (margin) | 11(54.6)     | 11(59.8)     | 11(61.8)     | 11(58.1)     | 11(54.0)     | 11(54.9)     | 11(52.9)    | 11(59.4)    | 11(64.9)    | 11(67.8)    | 10(67.6)  |                | 65.00  |
|        |         | Sectional time (s)           | 16.44        | 15.98        | 15.77        | 15.83        | 15.74        | 15.82        | 16.19       | 15.76       | 15.55       | 15.16       | 15.76     |                |        |
|        |         | Cumulative time (s)          | 174.00       | 157.56       | 141.58       | 125.81       | 109.98       | 94.24        | 78.42       | 62.23       | 46.47       | 30.92       | 15.76     | 3:34.57        |        |
|        |         | Speed (m/s)                  | 12.17        | 12.52        | 12.68        | 12.63        | 12.71        | 12.64        | 12.35       | 12.69       | 12.86       | 13.19       | 12.69     | 12.12          |        |
|        |         | Stride length (m)            | 5.59         | 5.74         | 5.92         | 5.95         | 6.05         | 6.01         | 5.88        | 5.95        | 6.07        | 5.95        | 5.88      | 5.70           |        |
|        |         | Stride duration (s)          | 0.460        | 0.458        | 0.467        | 0.471        | 0.476        | 0.475        | 0.476       | 0.469       | 0.472       | 0.451       | 0.464     | 0.470          |        |
|        |         | Stride efficiency (%)        | 48.85        | 51.41        | 54.71        | 55.33        | 57.21        | 56.47        | 54.01       | 55.36       | 57.57       | 55.26       | 54.05     | 50.78          |        |
|        |         | Stride count                 | 35.77        | 34.87        | 33.80        | 33.61        | 33.05        | 33.27        | 34.02       | 33.60       | 32.95       | 33.63       | 34.01     | 456.12         |        |



Note: Horizontal distance axis grid lines are 200m furlongs.

#### Disclaimer.

HRNZ and NZMTC and Thoroughbred Ratings Pty Ltd accepts no responsibility for the completeness or accuracy of any of the information contained herein, and makes no representations about its suitability for any particular purpose. Users should make their own judgements about those matters and/or seek independent advice. You assume all risks associated with use of the data provided on this page.



# Race Results



June 24, 2022, Race 2, SPECTATORS BAR TROT, Distance 2600m, Addington - Survey 3200m

| Result | TAB no. | Horse (Barrier)              | 2600 to | 2400m to |
|--------|---------|------------------------------|---------|----------|
| 11th   | 14      | A Late Late Pr... (2)        | 2400m   | 2200m    |
|        |         | Position in running (margin) | -       | 8(15.1)  |
|        |         | Sectional time (s)           | 18.85   | 20.28    |
|        |         | Cumulative time (s)          | 216.69  | 197.84   |
|        |         | Speed (m/s)                  | 10.61   | 9.86     |
|        |         | Stride length (m)            | 5.41    | 4.66     |
|        |         | Stride duration (s)          | 0.461   | 0.473    |
|        |         | Stride efficiency (%)        | 45.78   | 33.96    |
|        |         | Stride count                 | 36.95   | 42.90    |

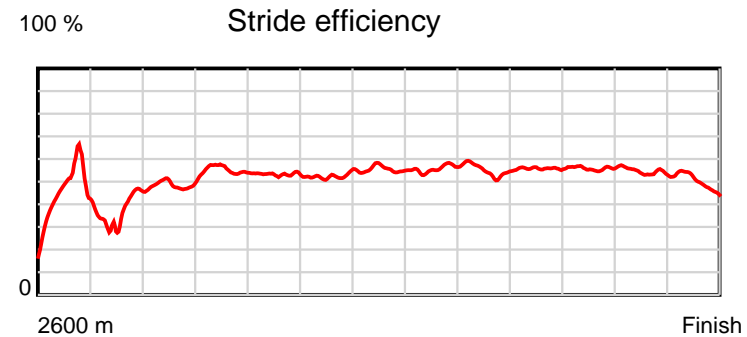
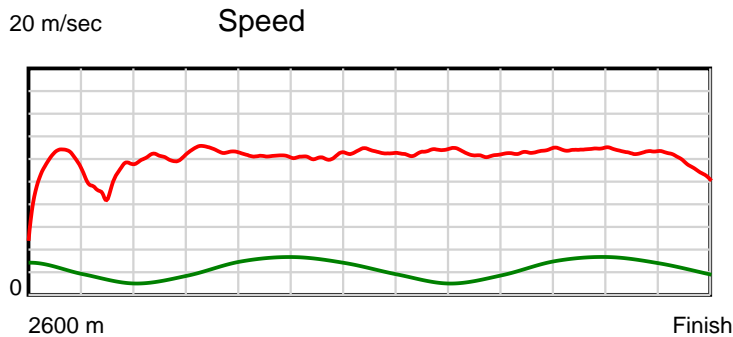
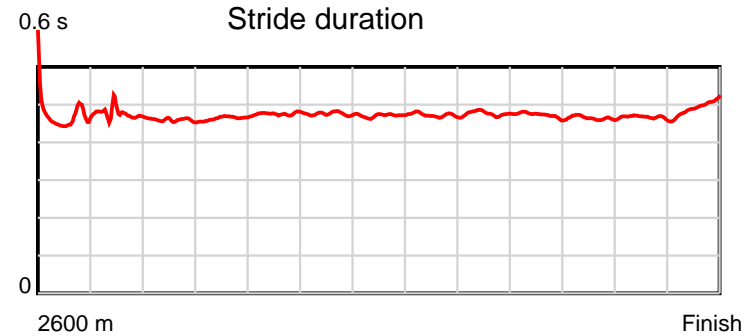
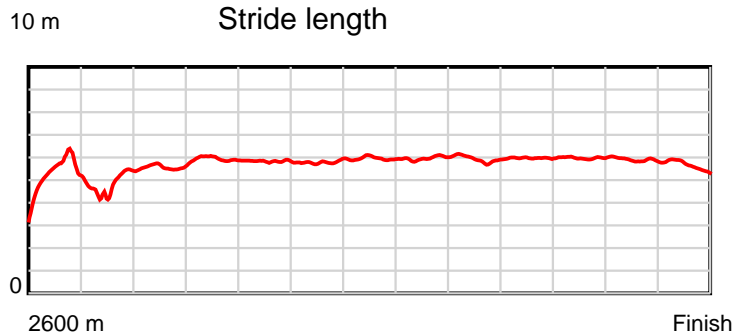
#### Disclaimer.

HRNZ and NZMTC and Thoroughbred Ratings Pty Ltd accepts no responsibility for the completeness or accuracy of any of the information contained herein, and makes no representations about its suitability for any particular purpose. Users should make their own judgements about those matters and/or seek independent advice. You assume all risks associated with use of the data provided on this page.

# Race Results

June 24, 2022, Race 2, SPECTATORS BAR TROT, Distance 2600m, Addington - Survey 3200m

| Result | TAB no. | Horse (Barrier)              | 2200m to | 2000m to | 1800m to | 1600m to | 1400m to | 1200m to | 1000m to | 800m to  | 600m to  | 400m to  | 200m to  | Total or | Margin |
|--------|---------|------------------------------|----------|----------|----------|----------|----------|----------|----------|----------|----------|----------|----------|----------|--------|
| 11th   | 14      | A Late Late Pr... (2)        | 2000m    | 1800m    | 1600m    | 1400m    | 1200m    | 1000m    | 800m     | 600m     | 400m     | 200m     | WP       | Average  |        |
|        |         | Position in running (margin) | 9(47.2)  | 10(52.8) | 10(52.8) | 10(52.8) | 10(52.2) | 10(52.7) | 10(49.9) | 10(56.9) | 10(62.7) | 10(66.3) | 11(69.1) |          | 77.40  |
|        |         | Sectional time (s)           | 16.50    | 15.65    | 16.38    | 16.42    | 15.68    | 15.70    | 16.27    | 15.81    | 15.66    | 15.66    | 17.83    |          |        |
|        |         | Cumulative time (s)          | 177.56   | 161.06   | 145.41   | 129.03   | 112.61   | 96.93    | 81.23    | 64.96    | 49.15    | 33.49    | 17.83    | 3:36.69  |        |
|        |         | Speed (m/s)                  | 12.12    | 12.78    | 12.21    | 12.18    | 12.76    | 12.74    | 12.29    | 12.65    | 12.77    | 12.77    | 11.22    | 12.00    |        |
|        |         | Stride length (m)            | 5.57     | 5.93     | 5.81     | 5.79     | 6.00     | 6.01     | 5.86     | 5.97     | 5.93     | 5.96     | 5.57     | 5.70     |        |
|        |         | Stride duration (s)          | 0.459    | 0.464    | 0.476    | 0.476    | 0.471    | 0.472    | 0.477    | 0.472    | 0.465    | 0.466    | 0.497    | 0.475    |        |
|        |         | Stride efficiency (%)        | 48.45    | 54.90    | 52.77    | 52.47    | 56.31    | 56.51    | 53.61    | 55.68    | 55.04    | 55.42    | 48.48    | 50.83    |        |
|        |         | Stride count                 | 35.92    | 33.74    | 34.42    | 34.52    | 33.32    | 33.26    | 34.15    | 33.50    | 33.70    | 33.58    | 35.91    | 455.87   |        |



Note: Horizontal distance axis grid lines are 200m furlongs.

#### Disclaimer.

HRNZ and NZMTC and Thoroughbred Ratings Pty Ltd accepts no responsibility for the completeness or accuracy of any of the information contained herein, and makes no representations about its suitability for any particular purpose. Users should make their own judgements about those matters and/or seek independent advice. You assume all risks associated with use of the data provided on this page.



# Race Results



June 24, 2022, Race 2, SPECTATORS BAR TROT, Distance 2600m, Addington - Survey 3200m

| Result | TAB no. | Horse (Barrier)               | 2600 to      | 2400m to     |
|--------|---------|-------------------------------|--------------|--------------|
| 12th   | 10      | <b>Inquizitive Ma... (10)</b> | <b>2400m</b> | <b>2200m</b> |
|        |         | Position in running (margin)  | -            | 12(24.1)     |
|        |         | Sectional time (s)            | 20.78        | 25.96        |
|        |         | Cumulative time (s)           | 229.97       | 209.19       |
|        |         | Speed (m/s)                   | 9.63         | 7.70         |
|        |         | Stride length (m)             | 4.98         | 3.97         |
|        |         | Stride duration (s)           | 0.512        | 0.515        |
|        |         | Stride efficiency (%)         | 38.71        | 24.59        |
|        |         | Stride count                  | 40.18        | 50.42        |

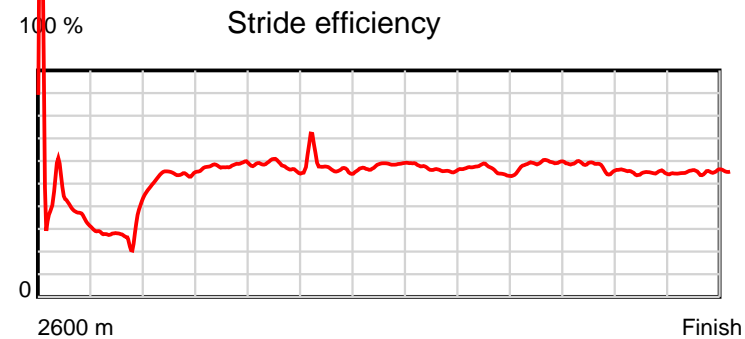
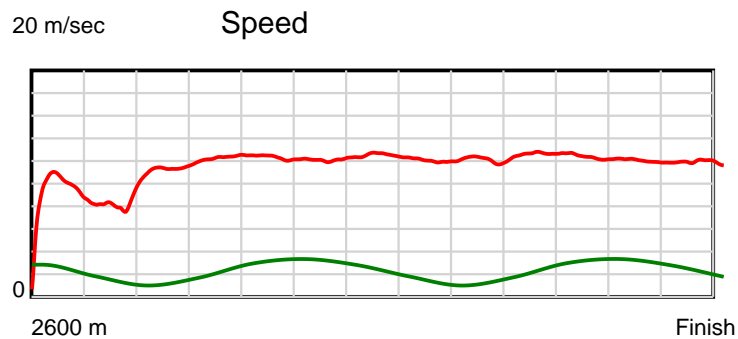
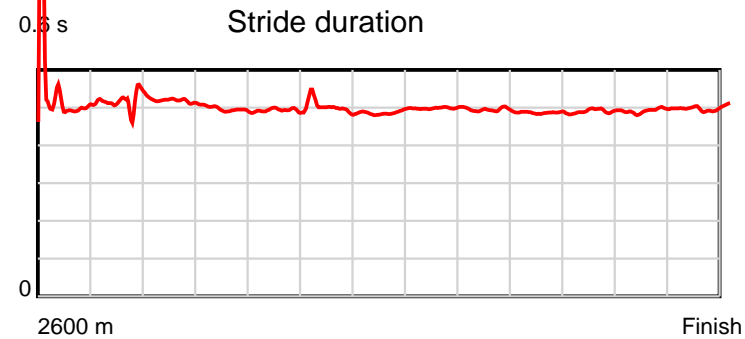
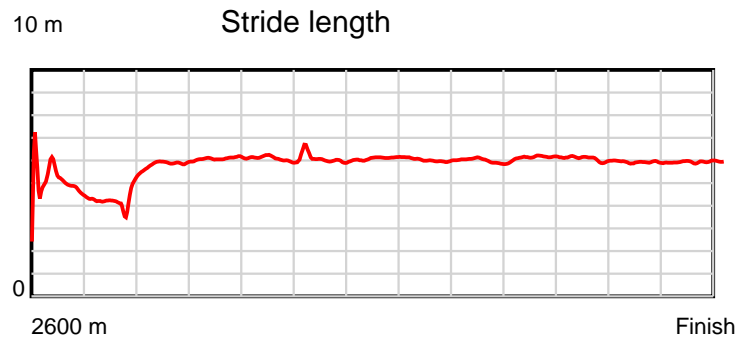
#### Disclaimer.

HRNZ and NZMTC and Thoroughbred Ratings Pty Ltd accepts no responsibility for the completeness or accuracy of any of the information contained herein, and makes no representations about its suitability for any particular purpose. Users should make their own judgements about those matters and/or seek independent advice. You assume all risks associated with use of the data provided on this page.

# Race Results

June 24, 2022, Race 2, SPECTATORS BAR TROT, Distance 2600m, Addington - Survey 3200m

| Result | TAB no. | Horse (Barrier)              | 2200m to | 2000m to  | 1800m to  | 1600m to  | 1400m to  | 1200m to  | 1000m to  | 800m to   | 600m to   | 400m to   | 200m to   | Total or | Margin |
|--------|---------|------------------------------|----------|-----------|-----------|-----------|-----------|-----------|-----------|-----------|-----------|-----------|-----------|----------|--------|
| 12th   | 10      | Inquizitive Ma... (10)       | 2000m    | 1800m     | 1600m     | 1400m     | 1200m     | 1000m     | 800m      | 600m      | 400m      | 200m      | WP        | Average  |        |
|        |         | Position in running (margin) | 13(90.3) | 13(108.6) | 13(112.2) | 13(112.7) | 13(112.3) | 13(114.6) | 13(118.3) | 13(128.6) | 13(135.1) | 13(143.4) | 12(153.0) |          | 155.50 |
|        |         | Sectional time (s)           | 18.62    | 16.24     | 16.46     | 16.45     | 15.97     | 16.79     | 16.81     | 15.93     | 16.45     | 16.77     | 16.74     |          |        |
|        |         | Cumulative time (s)          | 183.23   | 164.61    | 148.37    | 131.91    | 115.46    | 99.49     | 82.70     | 65.89     | 49.96     | 33.51     | 16.74     | 3:49.97  |        |
|        |         | Speed (m/s)                  | 10.74    | 12.32     | 12.15     | 12.16     | 12.52     | 11.91     | 11.90     | 12.55     | 12.16     | 11.93     | 11.95     | 11.31    |        |
|        |         | Stride length (m)            | 5.55     | 6.08      | 6.05      | 6.01      | 6.12      | 5.94      | 5.86      | 6.10      | 5.97      | 5.88      | 5.97      | 5.65     |        |
|        |         | Stride duration (s)          | 0.516    | 0.494     | 0.498     | 0.495     | 0.488     | 0.499     | 0.493     | 0.486     | 0.492     | 0.494     | 0.500     | 0.500    |        |
|        |         | Stride efficiency (%)        | 48.08    | 57.74     | 57.24     | 56.49     | 58.46     | 55.18     | 53.73     | 58.05     | 55.77     | 54.10     | 55.63     | 49.89    |        |
|        |         | Stride count                 | 36.06    | 32.90     | 33.04     | 33.27     | 32.70     | 33.66     | 34.11     | 32.81     | 33.48     | 33.99     | 33.52     | 460.14   |        |



Note: Horizontal distance axis grid lines are 200m furlongs.

#### Disclaimer.

HRNZ and NZMTC and Thoroughbred Ratings Pty Ltd accepts no responsibility for the completeness or accuracy of any of the information contained herein, and makes no representations about its suitability for any particular purpose. Users should make their own judgements about those matters and/or seek independent advice. You assume all risks associated with use of the data provided on this page.



# Race Results



June 24, 2022, Race 2, SPECTATORS BAR TROT, Distance 2600m, Addington - Survey 3200m

| Result | TAB no. | Horse (Barrier)              | 2600 to      | 2400m to     |
|--------|---------|------------------------------|--------------|--------------|
| 13th   | 15      | <b>Piper Highland... (1)</b> | <b>2400m</b> | <b>2200m</b> |
|        |         | Position in running (margin) | -            | 11(22.9)     |
|        |         | Sectional time (s)           | 20.40        | 21.01        |
|        |         | Cumulative time (s)          | 241.57       | 221.17       |
|        |         | Speed (m/s)                  | 9.81         | 9.52         |
|        |         | Stride length (m)            | 5.53         | 4.93         |
|        |         | Stride duration (s)          | 0.489        | 0.518        |
|        |         | Stride efficiency (%)        | 47.84        | 38.01        |
|        |         | Stride count                 | 36.15        | 40.55        |

#### Disclaimer.

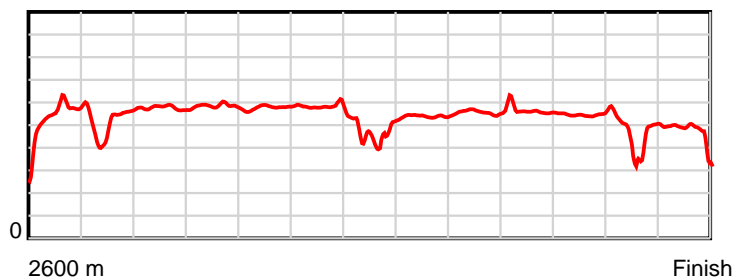
HRNZ and NZMTC and Thoroughbred Ratings Pty Ltd accepts no responsibility for the completeness or accuracy of any of the information contained herein, and makes no representations about its suitability for any particular purpose. Users should make their own judgements about those matters and/or seek independent advice. You assume all risks associated with use of the data provided on this page.

# Race Results

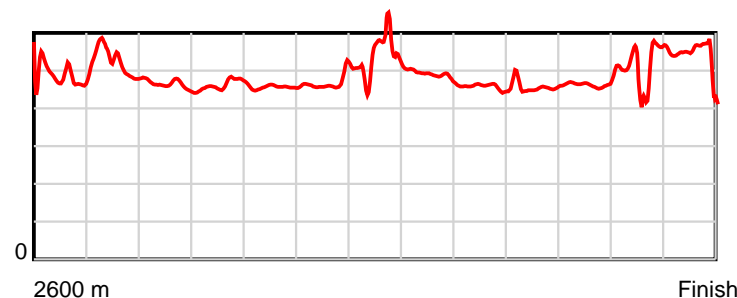
June 24, 2022, Race 2, SPECTATORS BAR TROT, Distance 2600m, Addington - Survey 3200m

| Result | TAB no. | Horse (Barrier)              | 2200m to     | 2000m to     | 1800m to     | 1600m to     | 1400m to     | 1200m to     | 1000m to    | 800m to     | 600m to     | 400m to     | 200m to   | Total or       | Margin |
|--------|---------|------------------------------|--------------|--------------|--------------|--------------|--------------|--------------|-------------|-------------|-------------|-------------|-----------|----------------|--------|
| 13th   | 15      | <b>Piper Highland... (1)</b> | <b>2000m</b> | <b>1800m</b> | <b>1600m</b> | <b>1400m</b> | <b>1200m</b> | <b>1000m</b> | <b>800m</b> | <b>600m</b> | <b>400m</b> | <b>200m</b> | <b>WP</b> | <b>Average</b> |        |
|        |         | Position in running (margin) | 12(59.5)     | 12(62.6)     | 12(63.9)     | 12(59.3)     | 12(57.7)     | 12(98.7)     | 12(112.5)   | 12(121.0)   | 12(129.5)   | 12(140.6)   | 13(184.2) |                | 223.80 |
|        |         | Sectional time (s)           | 16.10        | 15.85        | 15.63        | 16.24        | 22.43        | 18.47        | 16.51       | 16.26       | 16.91       | 22.46       | 23.30     |                |        |
|        |         | Cumulative time (s)          | 200.16       | 184.06       | 168.21       | 152.58       | 136.34       | 113.91       | 95.44       | 78.93       | 62.67       | 45.76       | 23.30     | 4:01.57        |        |
|        |         | Speed (m/s)                  | 12.42        | 12.62        | 12.80        | 12.32        | 8.92         | 10.83        | 12.11       | 12.30       | 11.83       | 8.90        | 8.58      | 10.76          |        |
|        |         | Stride length (m)            | 5.74         | 5.85         | 5.82         | 5.77         | 4.73         | 5.29         | 5.51        | 5.61        | 5.51        | 4.47        | 4.34      | 5.27           |        |
|        |         | Stride duration (s)          | 0.462        | 0.463        | 0.455        | 0.469        | 0.531        | 0.488        | 0.455       | 0.456       | 0.466       | 0.502       | 0.506     | 0.489          |        |
|        |         | Stride efficiency (%)        | 51.50        | 53.46        | 52.99        | 52.03        | 35.01        | 43.72        | 47.53       | 49.21       | 47.46       | 31.28       | 29.42     | 43.33          |        |
|        |         | Stride count                 | 34.84        | 34.19        | 34.35        | 34.66        | 42.25        | 37.81        | 36.26       | 35.64       | 36.29       | 44.70       | 46.09     | 493.78         |        |

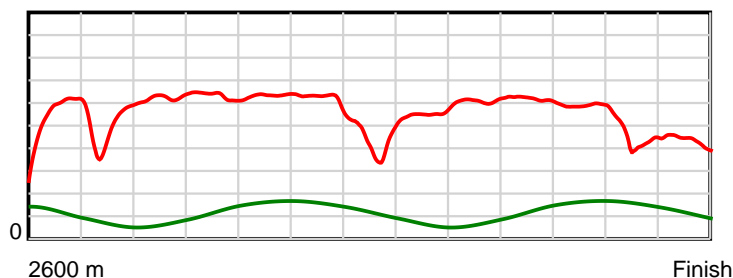
10 m Stride length



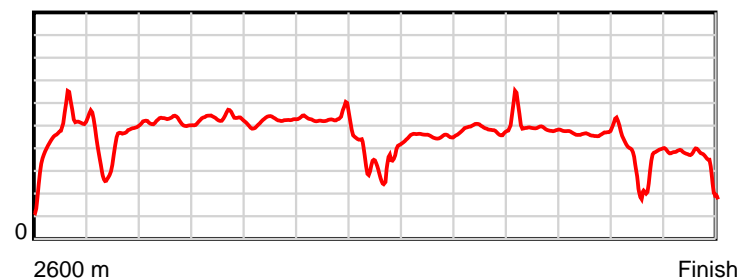
0.6 s Stride duration



20 m/sec Speed



100 % Stride efficiency



Note: Horizontal distance axis grid lines are 200m furlongs.

**Disclaimer.**

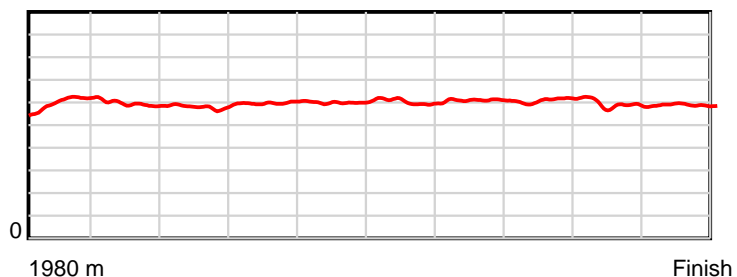
HRNZ and NZMTC and Thoroughbred Ratings Pty Ltd accepts no responsibility for the completeness or accuracy of any of the information contained herein, and makes no representations about its suitability for any particular purpose. Users should make their own judgements about those matters and/or seek independent advice. You assume all risks associated with use of the data provided on this page.

# Race Results

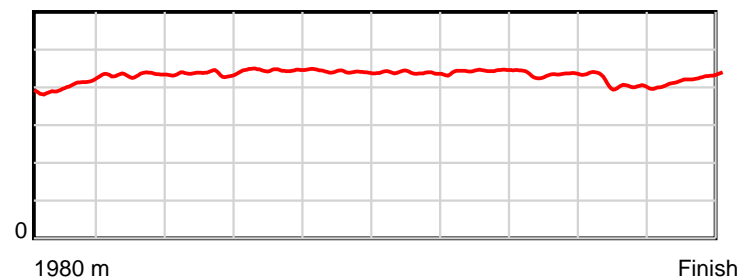
June 24, 2022, Race 3, GARRARDS MOBILE PACE, Distance 1980m, Addington - Survey 1980m

| Result | TAB no. | Horse (Barrier)              | 1980 to      | 1800m to     | 1600m to     | 1400m to     | 1200m to     | 1000m to    | 800m to     | 600m to     | 400m to     | 200m to   | Total or       | Margin |
|--------|---------|------------------------------|--------------|--------------|--------------|--------------|--------------|-------------|-------------|-------------|-------------|-----------|----------------|--------|
| 1st    | 6       | <b>First Class (5)</b>       | <b>1800m</b> | <b>1600m</b> | <b>1400m</b> | <b>1200m</b> | <b>1000m</b> | <b>800m</b> | <b>600m</b> | <b>400m</b> | <b>200m</b> | <b>WP</b> | <b>Average</b> |        |
|        |         | Position in running (margin) | -            | 2(0.2)       | 4(3.5)       | 5(6.2)       | 5(5.5)       | 4(3.4)      | 4(2.4)      | 4(2.0)      | 4(3.2)      | 4(1.7)    |                | 0.00   |
|        |         | Sectional time (s)           | 11.86        | 14.96        | 15.39        | 14.92        | 14.55        | 14.57       | 14.60       | 14.71       | 14.16       | 14.52     |                |        |
|        |         | Cumulative time (s)          | 144.24       | 132.38       | 117.42       | 102.03       | 87.11        | 72.56       | 57.99       | 43.39       | 28.68       | 14.52     | 2:24.24        |        |
|        |         | Speed (m/s)                  | 15.18        | 13.37        | 13.00        | 13.40        | 13.75        | 13.73       | 13.70       | 13.60       | 14.12       | 13.77     | 13.73          |        |
|        |         | Stride length (m)            | 6.02         | 5.80         | 5.67         | 5.98         | 6.06         | 6.01        | 6.09        | 5.90        | 5.78        | 5.82      | 5.91           |        |
|        |         | Stride duration (s)          | 0.403        | 0.434        | 0.436        | 0.446        | 0.441        | 0.438       | 0.444       | 0.434       | 0.409       | 0.423     | 0.430          |        |
|        |         | Stride efficiency (%)        | 56.67        | 52.52        | 50.24        | 55.89        | 57.48        | 56.49       | 57.90       | 54.47       | 52.18       | 52.95     | 54.57          |        |
|        |         | Stride count                 | 29.89        | 34.50        | 35.27        | 33.44        | 32.98        | 33.26       | 32.86       | 33.88       | 34.61       | 34.36     | 335.05         |        |

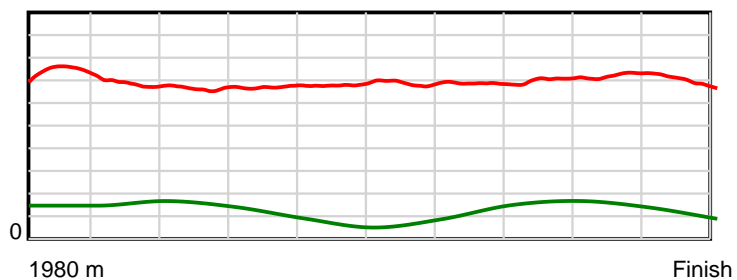
10 m Stride length



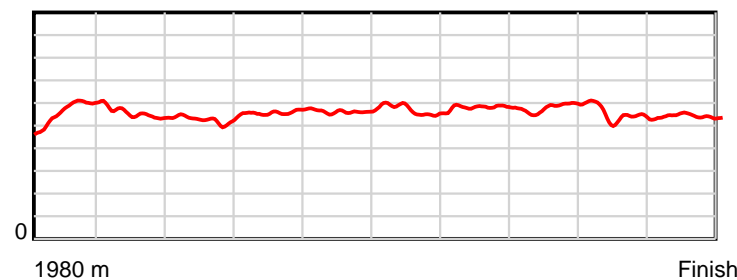
0.6 s Stride duration



20 m/sec Speed



100 % Stride efficiency



Note: Horizontal distance axis grid lines are 200m furlongs.

## Disclaimer.

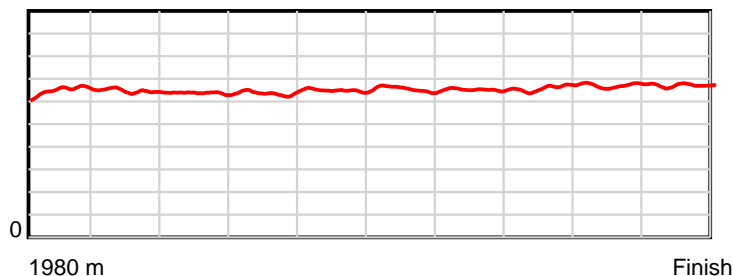
HRNZ and NZMTC and Thoroughbred Ratings Pty Ltd accepts no responsibility for the completeness or accuracy of any of the information contained herein, and makes no representations about its suitability for any particular purpose. Users should make their own judgements about those matters and/or seek independent advice. You assume all risks associated with use of the data provided on this page.

# Race Results

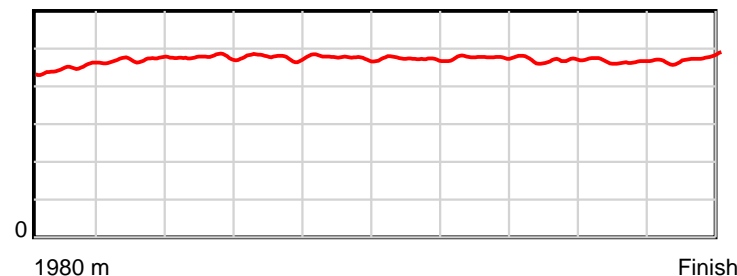
June 24, 2022, Race 3, GARRARDS MOBILE PACE, Distance 1980m, Addington - Survey 1980m

| Result | TAB no. | Horse (Barrier)              | 1980 to | 1800m to | 1600m to | 1400m to | 1200m to | 1000m to | 800m to | 600m to | 400m to | 200m to | Total or | Margin |
|--------|---------|------------------------------|---------|----------|----------|----------|----------|----------|---------|---------|---------|---------|----------|--------|
| 2nd    | 5       | Jordy (4)                    | 1800m   | 1600m    | 1400m    | 1200m    | 1000m    | 800m     | 600m    | 400m    | 200m    | WP      | Average  |        |
|        |         | Position in running (margin) | -       | 5(2.3)   | 6(5.5)   | 6(7.4)   | 7(6.7)   | 7(6.6)   | 6(5.2)  | 6(4.8)  | 6(4.0)  | 5(2.6)  |          | 0.50   |
|        |         | Sectional time (s)           | 12.52   | 14.94    | 15.25    | 14.93    | 14.88    | 14.49    | 14.62   | 14.36   | 14.19   | 14.16   |          |        |
|        |         | Cumulative time (s)          | 144.34  | 131.82   | 116.88   | 101.63   | 86.70    | 71.82    | 57.33   | 42.71   | 28.35   | 14.16   | 2:24.34  |        |
|        |         | Speed (m/s)                  | 14.38   | 13.39    | 13.11    | 13.40    | 13.44    | 13.80    | 13.68   | 13.93   | 14.09   | 14.12   | 13.72    |        |
|        |         | Stride length (m)            | 6.53    | 6.30     | 6.26     | 6.40     | 6.40     | 6.53     | 6.53    | 6.54    | 6.58    | 6.70    | 6.47     |        |
|        |         | Stride duration (s)          | 0.449   | 0.471    | 0.477    | 0.478    | 0.476    | 0.473    | 0.477   | 0.470   | 0.467   | 0.474   | 0.472    |        |
|        |         | Stride efficiency (%)        | 66.72   | 62.09    | 61.20    | 64.00    | 64.01    | 66.53    | 66.71   | 66.78   | 67.60   | 70.14   | 65.49    |        |
|        |         | Stride count                 | 27.55   | 31.73    | 31.96    | 31.25    | 31.25    | 30.65    | 30.61   | 30.59   | 30.41   | 29.85   | 305.85   |        |

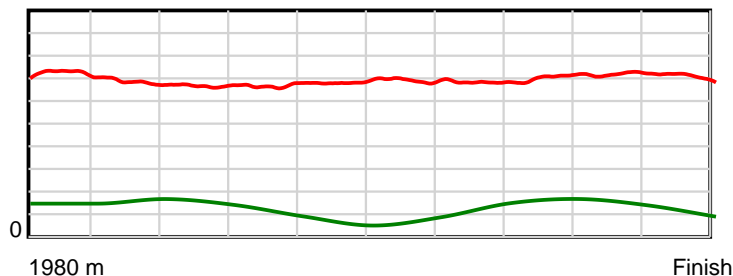
10 m Stride length



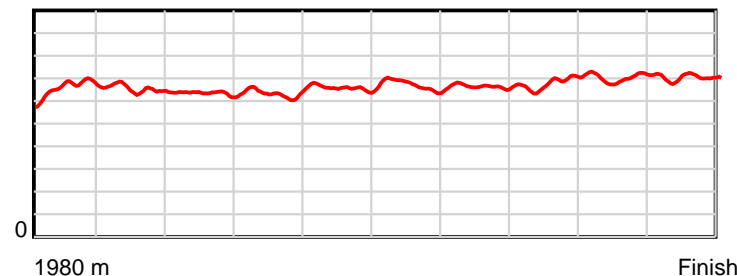
0.6 s Stride duration



20 m/sec Speed



100 % Stride efficiency



Note: Horizontal distance axis grid lines are 200m furlongs.

## Disclaimer.

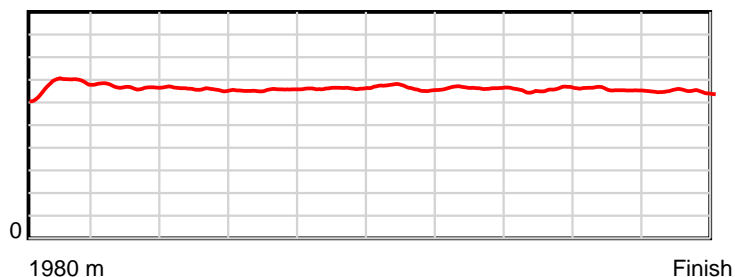
HRNZ and NZMTC and Thoroughbred Ratings Pty Ltd accepts no responsibility for the completeness or accuracy of any of the information contained herein, and makes no representations about its suitability for any particular purpose. Users should make their own judgements about those matters and/or seek independent advice. You assume all risks associated with use of the data provided on this page.

# Race Results

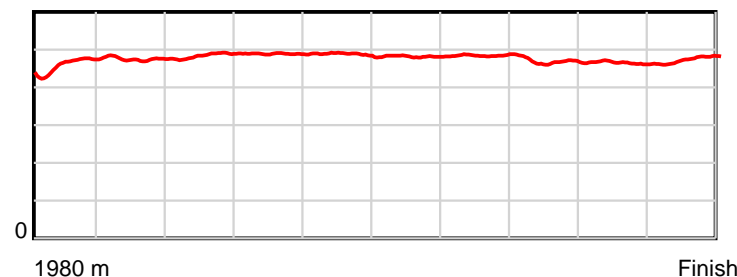
June 24, 2022, Race 3, GARRARDS MOBILE PACE, Distance 1980m, Addington - Survey 1980m

| Result | TAB no. | Horse (Barrier)              | 1980 to      | 1800m to     | 1600m to     | 1400m to     | 1200m to     | 1000m to    | 800m to     | 600m to     | 400m to     | 200m to   | Total or       | Margin |
|--------|---------|------------------------------|--------------|--------------|--------------|--------------|--------------|-------------|-------------|-------------|-------------|-----------|----------------|--------|
| 3rd    | 7       | <b>Bri Express (6)</b>       | <b>1800m</b> | <b>1600m</b> | <b>1400m</b> | <b>1200m</b> | <b>1000m</b> | <b>800m</b> | <b>600m</b> | <b>400m</b> | <b>200m</b> | <b>WP</b> | <b>Average</b> |        |
|        |         | Position in running (margin) | -            | 4(1.1)       | 3(2.5)       | 3(2.9)       | 2(2.2)       | 3(1.9)      | 2(1.6)      | 2(1.0)      | 2(1.0)      | 2(1.1)    |                | 1.90   |
|        |         | Sectional time (s)           | 12.19        | 14.66        | 15.00        | 14.92        | 14.85        | 14.68       | 14.58       | 14.49       | 14.43       | 14.77     |                |        |
|        |         | Cumulative time (s)          | 144.57       | 132.38       | 117.72       | 102.72       | 87.80        | 72.95       | 58.27       | 43.69       | 29.20       | 14.77     | 2:24.57        |        |
|        |         | Speed (m/s)                  | 14.77        | 13.64        | 13.33        | 13.40        | 13.47        | 13.62       | 13.72       | 13.80       | 13.86       | 13.54     | 13.70          |        |
|        |         | Stride length (m)            | 6.81         | 6.49         | 6.46         | 6.55         | 6.56         | 6.56        | 6.65        | 6.46        | 6.44        | 6.43      | 6.54           |        |
|        |         | Stride duration (s)          | 0.461        | 0.475        | 0.484        | 0.489        | 0.487        | 0.482       | 0.485       | 0.468       | 0.465       | 0.475     | 0.477          |        |
|        |         | Stride efficiency (%)        | 72.37        | 65.77        | 65.15        | 67.11        | 67.34        | 67.24       | 69.07       | 65.15       | 64.88       | 64.60     | 66.76          |        |
|        |         | Stride count                 | 26.45        | 30.83        | 30.97        | 30.52        | 30.47        | 30.49       | 30.08       | 30.97       | 31.04       | 31.11     | 302.93         |        |

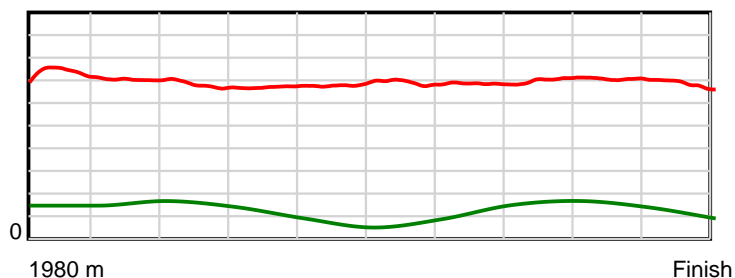
10 m Stride length



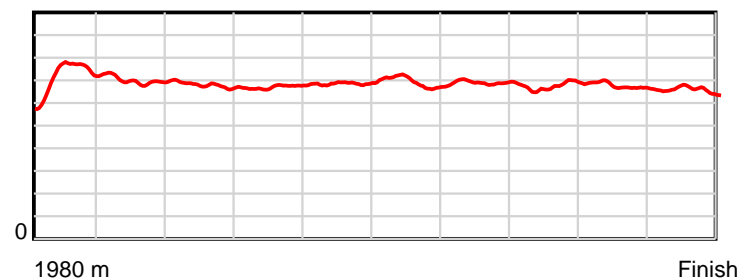
0.6 s Stride duration



20 m/sec Speed



100 % Stride efficiency



Note: Horizontal distance axis grid lines are 200m furlongs.

## Disclaimer.

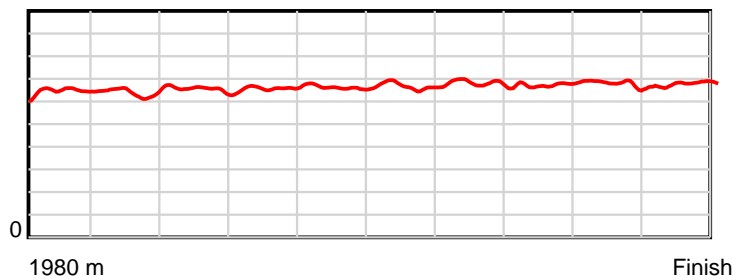
HRNZ and NZMTC and Thoroughbred Ratings Pty Ltd accepts no responsibility for the completeness or accuracy of any of the information contained herein, and makes no representations about its suitability for any particular purpose. Users should make their own judgements about those matters and/or seek independent advice. You assume all risks associated with use of the data provided on this page.

# Race Results

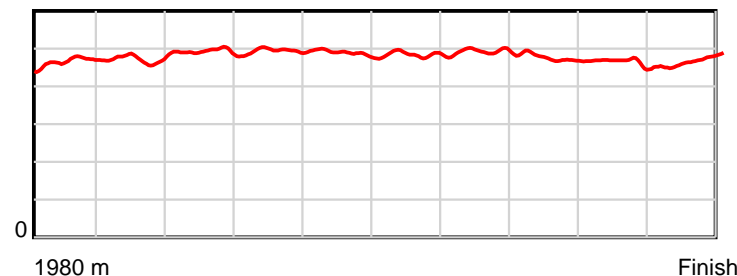
June 24, 2022, Race 3, GARRARDS MOBILE PACE, Distance 1980m, Addington - Survey 1980m

| Result | TAB no. | Horse (Barrier)              | 1980 to | 1800m to | 1600m to | 1400m to | 1200m to | 1000m to | 800m to | 600m to | 400m to | 200m to | Total or | Margin |
|--------|---------|------------------------------|---------|----------|----------|----------|----------|----------|---------|---------|---------|---------|----------|--------|
| 4th    | 8       | Ajira (7)                    | 1800m   | 1600m    | 1400m    | 1200m    | 1000m    | 800m     | 600m    | 400m    | 200m    | WP      | Average  |        |
|        |         | Position in running (margin) | -       | 8(6.2)   | 9(9.6)   | 9(10.4)  | 9(9.7)   | 9(9.0)   | 9(9.3)  | 9(8.4)  | 9(8.6)  | 9(5.9)  |          | 2.30   |
|        |         | Sectional time (s)           | 13.14   | 14.99    | 15.08    | 14.91    | 14.79    | 14.78    | 14.54   | 14.52   | 13.97   | 13.92   |          |        |
|        |         | Cumulative time (s)          | 144.64  | 131.50   | 116.51   | 101.43   | 86.52    | 71.73    | 56.95   | 42.41   | 27.89   | 13.92   | 2:24.64  |        |
|        |         | Speed (m/s)                  | 13.70   | 13.34    | 13.26    | 13.41    | 13.52    | 13.53    | 13.76   | 13.77   | 14.32   | 14.37   | 13.69    |        |
|        |         | Stride length (m)            | 6.51    | 6.31     | 6.52     | 6.64     | 6.60     | 6.55     | 6.77    | 6.54    | 6.64    | 6.73    | 6.58     |        |
|        |         | Stride duration (s)          | 0.468   | 0.472    | 0.492    | 0.495    | 0.488    | 0.484    | 0.492   | 0.475   | 0.464   | 0.469   | 0.481    |        |
|        |         | Stride efficiency (%)        | 66.14   | 62.13    | 66.53    | 68.81    | 68.09    | 67.06    | 71.72   | 66.88   | 68.90   | 70.81   | 67.65    |        |
|        |         | Stride count                 | 27.67   | 31.72    | 30.65    | 30.14    | 30.30    | 30.53    | 29.52   | 30.57   | 30.12   | 29.71   | 300.93   |        |

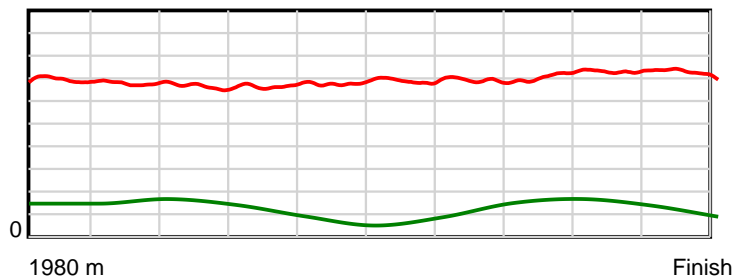
10 m Stride length



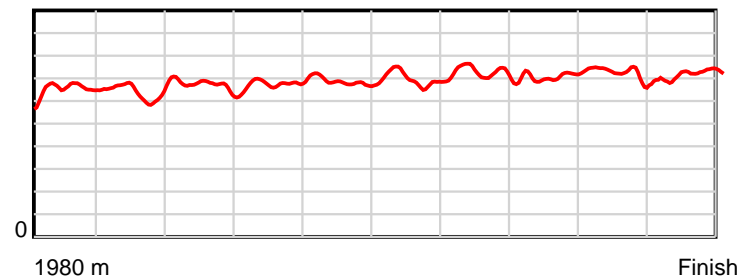
0.6 s Stride duration



20 m/sec Speed



100 % Stride efficiency



Note: Horizontal distance axis grid lines are 200m furlongs.

## Disclaimer.

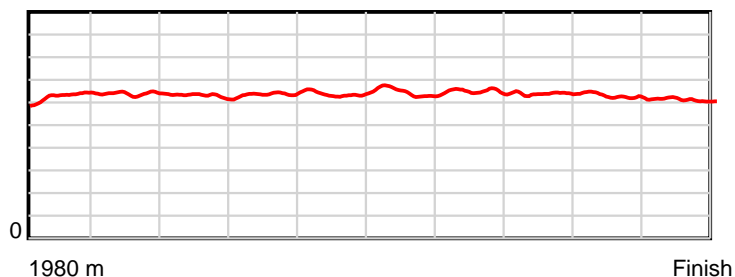
HRNZ and NZMTC and Thoroughbred Ratings Pty Ltd accepts no responsibility for the completeness or accuracy of any of the information contained herein, and makes no representations about its suitability for any particular purpose. Users should make their own judgements about those matters and/or seek independent advice. You assume all risks associated with use of the data provided on this page.

# Race Results

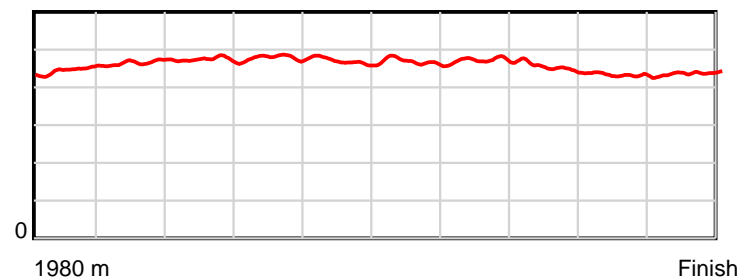
June 24, 2022, Race 3, GARRARDS MOBILE PACE, Distance 1980m, Addington - Survey 1980m

| Result | TAB no. | Horse (Barrier)              | 1980 to | 1800m to | 1600m to | 1400m to | 1200m to | 1000m to | 800m to | 600m to | 400m to | 200m to | Total or | Margin |
|--------|---------|------------------------------|---------|----------|----------|----------|----------|----------|---------|---------|---------|---------|----------|--------|
| 5th    | 4       | David Niven (3)              | 1800m   | 1600m    | 1400m    | 1200m    | 1000m    | 800m     | 600m    | 400m    | 200m    | WP      | Average  |        |
|        |         | Position in running (margin) | -       | 7(5.0)   | 7(7.5)   | 8(8.3)   | 8(8.0)   | 8(7.5)   | 8(7.7)  | 8(7.0)  | 8(6.4)  | 7(3.9)  |          | 3.10   |
|        |         | Sectional time (s)           | 12.98   | 14.84    | 15.07    | 14.98    | 14.82    | 14.77    | 14.57   | 14.39   | 14.01   | 14.33   |          |        |
|        |         | Cumulative time (s)          | 144.76  | 131.78   | 116.94   | 101.87   | 86.89    | 72.07    | 57.30   | 42.73   | 28.34   | 14.33   | 2:24.76  |        |
|        |         | Speed (m/s)                  | 13.87   | 13.48    | 13.27    | 13.35    | 13.50    | 13.54    | 13.73   | 13.90   | 14.28   | 13.96   | 13.68    |        |
|        |         | Stride length (m)            | 6.30    | 6.28     | 6.28     | 6.39     | 6.32     | 6.34     | 6.49    | 6.29    | 6.16    | 6.11    | 6.29     |        |
|        |         | Stride duration (s)          | 0.446   | 0.466    | 0.473    | 0.478    | 0.468    | 0.468    | 0.472   | 0.452   | 0.432   | 0.438   | 0.460    |        |
|        |         | Stride efficiency (%)        | 61.94   | 61.59    | 61.62    | 63.78    | 62.47    | 62.85    | 65.73   | 61.80   | 59.33   | 58.40   | 61.90    |        |
|        |         | Stride count                 | 28.59   | 31.86    | 31.85    | 31.31    | 31.63    | 31.54    | 30.84   | 31.80   | 32.46   | 32.72   | 314.60   |        |

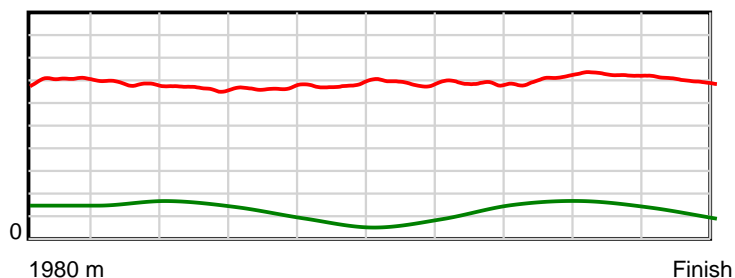
10 m Stride length



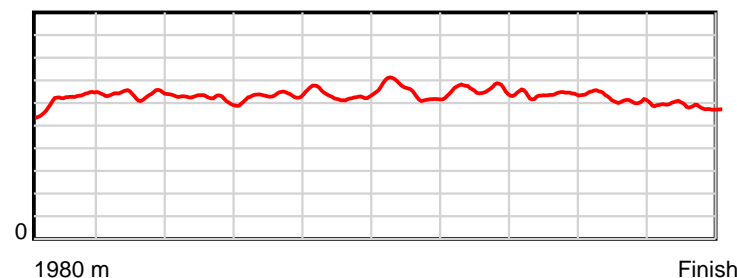
0.6 s Stride duration



20 m/sec Speed



100 % Stride efficiency



Note: Horizontal distance axis grid lines are 200m furlongs.

**Disclaimer.**

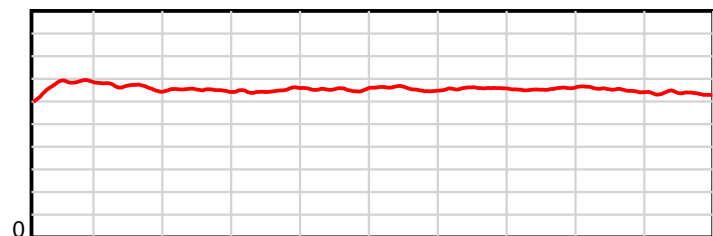
HRNZ and NZMTC and Thoroughbred Ratings Pty Ltd accepts no responsibility for the completeness or accuracy of any of the information contained herein, and makes no representations about its suitability for any particular purpose. Users should make their own judgements about those matters and/or seek independent advice. You assume all risks associated with use of the data provided on this page.

# Race Results

June 24, 2022, Race 3, GARRARDS MOBILE PACE, Distance 1980m, Addington - Survey 1980m

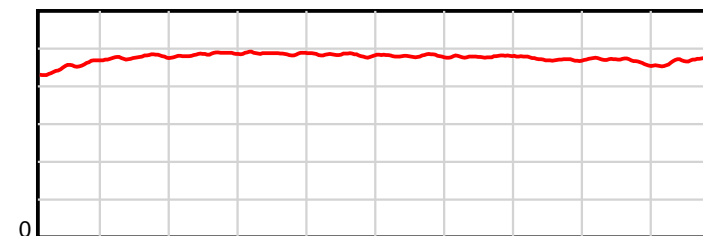
| Result | TAB no. | Horse (Barrier)              | 1980 to      | 1800m to     | 1600m to     | 1400m to     | 1200m to     | 1000m to    | 800m to     | 600m to     | 400m to     | 200m to   | Total or       | Margin |
|--------|---------|------------------------------|--------------|--------------|--------------|--------------|--------------|-------------|-------------|-------------|-------------|-----------|----------------|--------|
| 6th    | 1       | <b>Prima Donna (1)</b>       | <b>1800m</b> | <b>1600m</b> | <b>1400m</b> | <b>1200m</b> | <b>1000m</b> | <b>800m</b> | <b>600m</b> | <b>400m</b> | <b>200m</b> | <b>WP</b> | <b>Average</b> |        |
|        |         | Position in running (margin) | -            | 3(0.9)       | 2(1.9)       | 2(1.8)       | 3(2.3)       | 2(1.7)      | 3(2.1)      | 3(1.8)      | 3(2.0)      | 3(1.6)    |                | 3.30   |
|        |         | Sectional time (s)           | 12.22        | 14.58        | 14.92        | 15.12        | 14.80        | 14.79       | 14.64       | 14.52       | 14.36       | 14.86     |                |        |
|        |         | Cumulative time (s)          | 144.81       | 132.59       | 118.01       | 103.09       | 87.97        | 73.17       | 58.38       | 43.74       | 29.22       | 14.86     | 2:24.81        |        |
|        |         | Speed (m/s)                  | 14.73        | 13.72        | 13.40        | 13.23        | 13.51        | 13.52       | 13.66       | 13.77       | 13.93       | 13.46     | 13.67          |        |
|        |         | Stride length (m)            | 6.73         | 6.55         | 6.50         | 6.45         | 6.52         | 6.49        | 6.54        | 6.50        | 6.51        | 6.30      | 6.51           |        |
|        |         | Stride duration (s)          | 0.454        | 0.477        | 0.485        | 0.488        | 0.483        | 0.480       | 0.479       | 0.472       | 0.467       | 0.468     | 0.476          |        |
|        |         | Stride efficiency (%)        | 70.84        | 66.99        | 66.11        | 64.98        | 66.52        | 65.90       | 66.90       | 65.99       | 66.18       | 61.94     | 66.14          |        |
|        |         | Stride count                 | 26.73        | 30.55        | 30.75        | 31.01        | 30.65        | 30.80       | 30.57       | 30.78       | 30.73       | 31.77     | 304.34         |        |

10 m Stride length



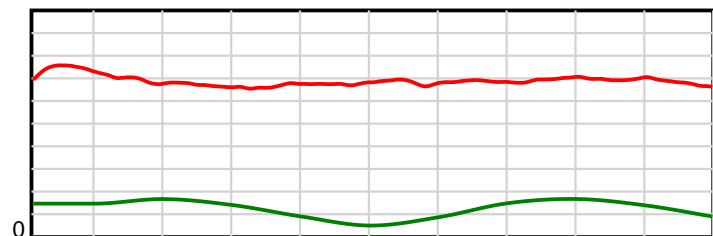
1980 m Finish

0.6 s Stride duration



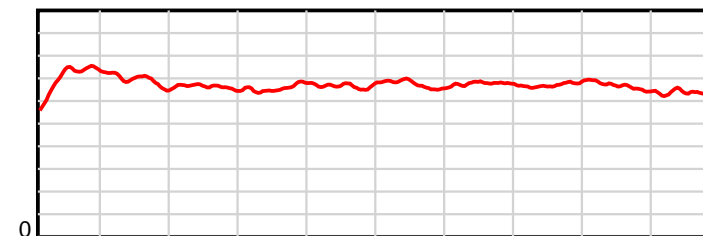
1980 m Finish

20 m/sec Speed



1980 m Finish

100 % Stride efficiency



1980 m Finish

Note: Horizontal distance axis grid lines are 200m furlongs.

## Disclaimer.

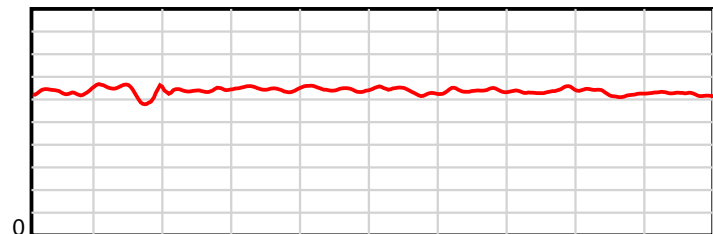
HRNZ and NZMTC and Thoroughbred Ratings Pty Ltd accepts no responsibility for the completeness or accuracy of any of the information contained herein, and makes no representations about its suitability for any particular purpose. Users should make their own judgements about those matters and/or seek independent advice. You assume all risks associated with use of the data provided on this page.

# Race Results

June 24, 2022, Race 3, GARRARDS MOBILE PACE, Distance 1980m, Addington - Survey 1980m

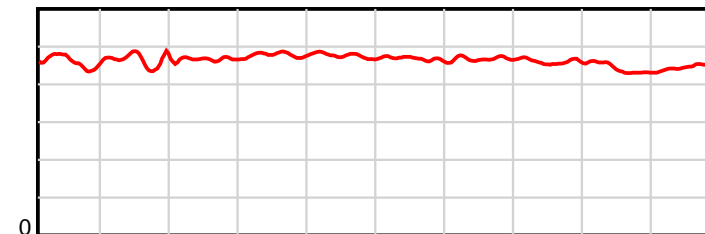
| Result | TAB no. | Horse (Barrier)              | 1980 to | 1800m to | 1600m to | 1400m to | 1200m to | 1000m to | 800m to | 600m to | 400m to | 200m to | Total or | Margin |
|--------|---------|------------------------------|---------|----------|----------|----------|----------|----------|---------|---------|---------|---------|----------|--------|
| 7th    | 9       | Reflectionsofm... (8)        | 1800m   | 1600m    | 1400m    | 1200m    | 1000m    | 800m     | 600m    | 400m    | 200m    | WP      | Average  |        |
|        |         | Position in running (margin) | -       | 9(6.7)   | 8(9.3)   | 7(7.4)   | 6(6.1)   | 6(5.6)   | 7(5.8)  | 7(5.4)  | 7(5.3)  | 8(4.1)  |          | 3.50   |
|        |         | Sectional time (s)           | 13.11   | 14.85    | 14.62    | 14.82    | 14.81    | 14.77    | 14.62   | 14.48   | 14.21   | 14.55   |          |        |
|        |         | Cumulative time (s)          | 144.84  | 131.73   | 116.88   | 102.26   | 87.44    | 72.63    | 57.86   | 43.24   | 28.76   | 14.55   | 2:24.84  |        |
|        |         | Speed (m/s)                  | 13.73   | 13.47    | 13.68    | 13.50    | 13.50    | 13.54    | 13.68   | 13.81   | 14.07   | 13.75   | 13.67    |        |
|        |         | Stride length (m)            | 6.35    | 6.22     | 6.38     | 6.46     | 6.42     | 6.33     | 6.41    | 6.35    | 6.20    | 6.17    | 6.33     |        |
|        |         | Stride duration (s)          | 0.461   | 0.462    | 0.467    | 0.479    | 0.476    | 0.467    | 0.468   | 0.460   | 0.441   | 0.449   | 0.463    |        |
|        |         | Stride efficiency (%)        | 63.09   | 60.45    | 63.69    | 65.28    | 64.44    | 62.56    | 64.13   | 63.01   | 60.11   | 59.53   | 62.58    |        |
|        |         | Stride count                 | 28.33   | 32.16    | 31.33    | 30.94    | 31.15    | 31.61    | 31.22   | 31.50   | 32.25   | 32.40   | 312.89   |        |

10 m Stride length



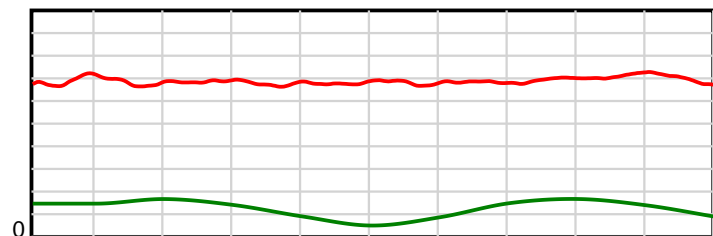
1980 m Finish

0.6 s Stride duration



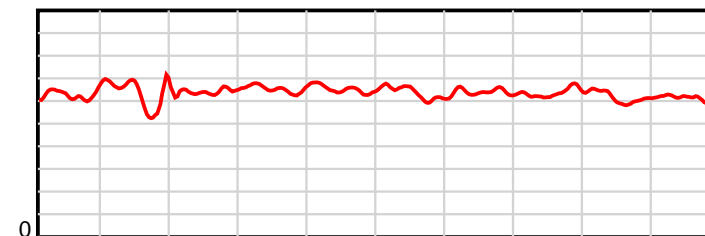
1980 m Finish

20 m/sec Speed



1980 m Finish

100 % Stride efficiency



1980 m Finish

Note: Horizontal distance axis grid lines are 200m furlongs.

## Disclaimer.

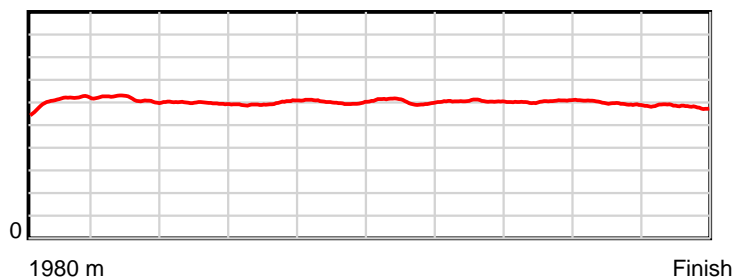
HRNZ and NZMTC and Thoroughbred Ratings Pty Ltd accepts no responsibility for the completeness or accuracy of any of the information contained herein, and makes no representations about its suitability for any particular purpose. Users should make their own judgements about those matters and/or seek independent advice. You assume all risks associated with use of the data provided on this page.

# Race Results

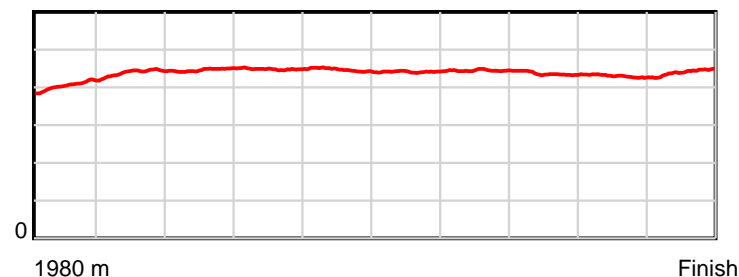
June 24, 2022, Race 3, GARRARDS MOBILE PACE, Distance 1980m, Addington - Survey 1980m

| Result | TAB no. | Horse (Barrier)              | 1980 to      | 1800m to     | 1600m to     | 1400m to     | 1200m to     | 1000m to    | 800m to     | 600m to     | 400m to     | 200m to   | Total or       | Margin |
|--------|---------|------------------------------|--------------|--------------|--------------|--------------|--------------|-------------|-------------|-------------|-------------|-----------|----------------|--------|
| 8th    | 3       | <b>Tide And Time (2)</b>     | <b>1800m</b> | <b>1600m</b> | <b>1400m</b> | <b>1200m</b> | <b>1000m</b> | <b>800m</b> | <b>600m</b> | <b>400m</b> | <b>200m</b> | <b>WP</b> | <b>Average</b> |        |
|        |         | Position in running (margin) | -            | 1(0.0)       | 1(0.0)       | 1(0.0)       | 1(0.0)       | 1(0.0)      | 1(0.0)      | 1(0.0)      | 1(0.0)      | 1(0.0)    |                | 4.00   |
|        |         | Sectional time (s)           | 12.07        | 14.42        | 14.94        | 15.04        | 14.90        | 14.73       | 14.68       | 14.49       | 14.42       | 15.24     |                |        |
|        |         | Cumulative time (s)          | 144.93       | 132.86       | 118.44       | 103.50       | 88.46        | 73.56       | 58.83       | 44.15       | 29.66       | 15.24     | 2:24.93        |        |
|        |         | Speed (m/s)                  | 14.92        | 13.87        | 13.39        | 13.30        | 13.42        | 13.58       | 13.62       | 13.80       | 13.87       | 13.12     | 13.66          |        |
|        |         | Stride length (m)            | 6.09         | 6.10         | 5.97         | 5.96         | 6.00         | 5.99        | 6.06        | 6.02        | 5.96        | 5.78      | 5.99           |        |
|        |         | Stride duration (s)          | 0.406        | 0.440        | 0.446        | 0.448        | 0.447        | 0.441       | 0.445       | 0.436       | 0.430       | 0.440     | 0.438          |        |
|        |         | Stride efficiency (%)        | 58.00        | 58.24        | 55.77        | 55.47        | 56.20        | 56.01       | 57.37       | 56.57       | 55.51       | 52.18     | 56.07          |        |
|        |         | Stride count                 | 29.55        | 32.76        | 33.48        | 33.57        | 33.35        | 33.41       | 33.01       | 33.24       | 33.56       | 34.61     | 330.54         |        |

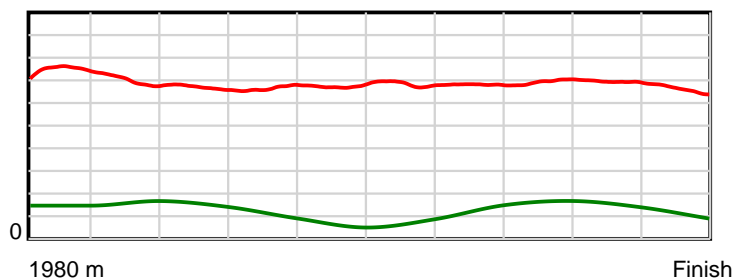
10 m Stride length



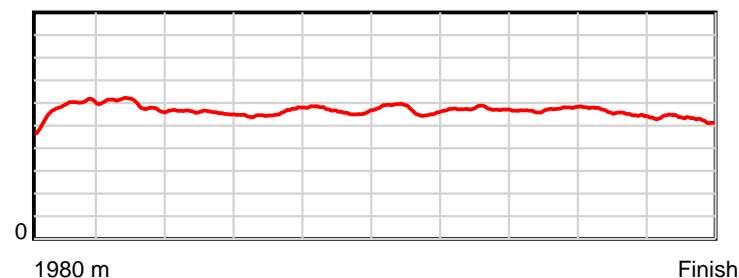
0.6 s Stride duration



20 m/sec Speed



100 % Stride efficiency



Note: Horizontal distance axis grid lines are 200m furlongs.

## Disclaimer.

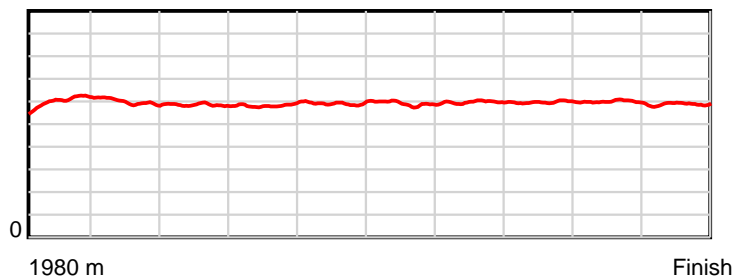
HRNZ and NZMTC and Thoroughbred Ratings Pty Ltd accepts no responsibility for the completeness or accuracy of any of the information contained herein, and makes no representations about its suitability for any particular purpose. Users should make their own judgements about those matters and/or seek independent advice. You assume all risks associated with use of the data provided on this page.

# Race Results

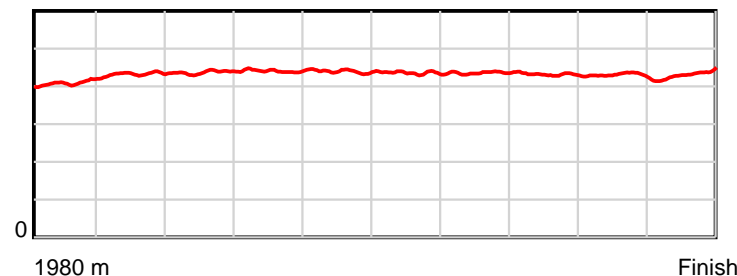
June 24, 2022, Race 3, GARRARDS MOBILE PACE, Distance 1980m, Addington - Survey 1980m

| Result | TAB no. | Horse (Barrier)              | 1980 to      | 1800m to     | 1600m to     | 1400m to     | 1200m to     | 1000m to    | 800m to     | 600m to     | 400m to     | 200m to   | Total or       | Margin |
|--------|---------|------------------------------|--------------|--------------|--------------|--------------|--------------|-------------|-------------|-------------|-------------|-----------|----------------|--------|
| 9th    | 10      | <b>Major GNP (9)</b>         | <b>1800m</b> | <b>1600m</b> | <b>1400m</b> | <b>1200m</b> | <b>1000m</b> | <b>800m</b> | <b>600m</b> | <b>400m</b> | <b>200m</b> | <b>WP</b> | <b>Average</b> |        |
|        |         | Position in running (margin) | -            | 6(3.5)       | 5(4.4)       | 4(4.0)       | 4(4.2)       | 5(3.9)      | 5(4.0)      | 5(3.5)      | 5(3.6)      | 6(3.5)    |                | 4.80   |
|        |         | Sectional time (s)           | 12.69        | 14.57        | 14.88        | 15.06        | 14.85        | 14.74       | 14.60       | 14.51       | 14.41       | 14.75     |                |        |
|        |         | Cumulative time (s)          | 145.06       | 132.37       | 117.80       | 102.92       | 87.86        | 73.01       | 58.27       | 43.67       | 29.16       | 14.75     | 2:25.06        |        |
|        |         | Speed (m/s)                  | 14.19        | 13.73        | 13.44        | 13.28        | 13.47        | 13.57       | 13.70       | 13.78       | 13.88       | 13.56     | 13.65          |        |
|        |         | Stride length (m)            | 6.07         | 5.94         | 5.88         | 5.85         | 5.92         | 5.91        | 5.97        | 5.95        | 5.97        | 5.85      | 5.93           |        |
|        |         | Stride duration (s)          | 0.410        | 0.433        | 0.437        | 0.441        | 0.440        | 0.435       | 0.436       | 0.432       | 0.430       | 0.432     | 0.434          |        |
|        |         | Stride efficiency (%)        | 57.61        | 55.21        | 54.00        | 53.45        | 54.82        | 54.52       | 55.65       | 55.34       | 55.70       | 53.52     | 54.94          |        |
|        |         | Stride count                 | 29.64        | 33.65        | 34.02        | 34.20        | 33.77        | 33.86       | 33.51       | 33.61       | 33.50       | 34.17     | 333.93         |        |

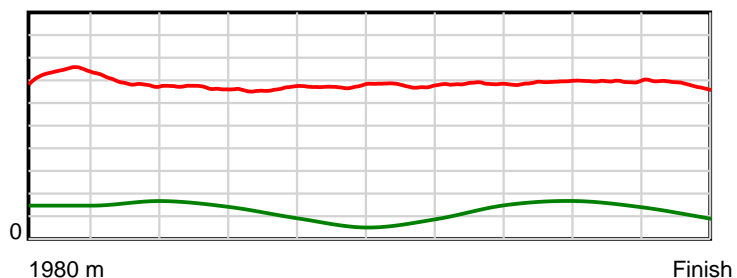
10 m Stride length



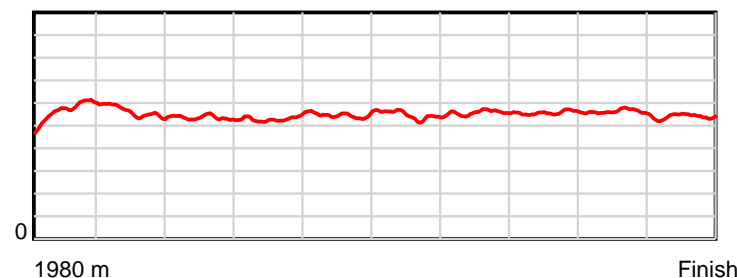
0.6 s Stride duration



20 m/sec Speed



100 % Stride efficiency



Note: Horizontal distance axis grid lines are 200m furlongs.

**Disclaimer.**

HRNZ and NZMTC and Thoroughbred Ratings Pty Ltd accepts no responsibility for the completeness or accuracy of any of the information contained herein, and makes no representations about its suitability for any particular purpose. Users should make their own judgements about those matters and/or seek independent advice. You assume all risks associated with use of the data provided on this page.



# Race Results



June 24, 2022, Race 4, AVON CITY FORD HANDICAP TROT, Distance 2600m, Addington - Survey 3200m

| Result | TAB no. | Horse (Barrier)              | 2600 to | 2400m to |
|--------|---------|------------------------------|---------|----------|
| 1st    | 1       | Maui (3)                     | 2400m   | 2200m    |
|        |         | Position in running (margin) | -       | 1(0.0)   |
|        |         | Sectional time (s)           | 16.80   | 15.64    |
|        |         | Cumulative time (s)          | 203.55  | 186.75   |
|        |         | Speed (m/s)                  | 11.91   | 12.79    |
|        |         | Stride length (m)            | 5.33    | 5.97     |
|        |         | Stride duration (s)          | 0.449   | 0.467    |
|        |         | Stride efficiency (%)        | 44.35   | 55.66    |
|        |         | Stride count                 | 37.54   | 33.51    |

#### Disclaimer.

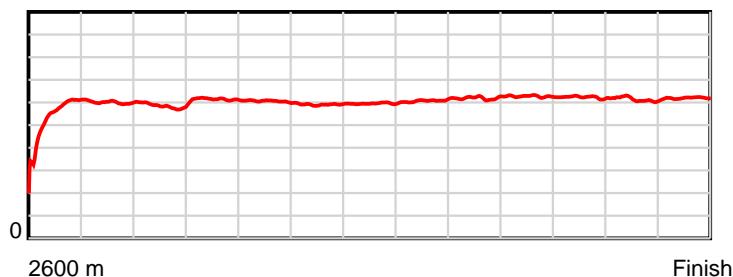
HRNZ and NZMTC and Thoroughbred Ratings Pty Ltd accepts no responsibility for the completeness or accuracy of any of the information contained herein, and makes no representations about its suitability for any particular purpose. Users should make their own judgements about those matters and/or seek independent advice. You assume all risks associated with use of the data provided on this page.

# Race Results

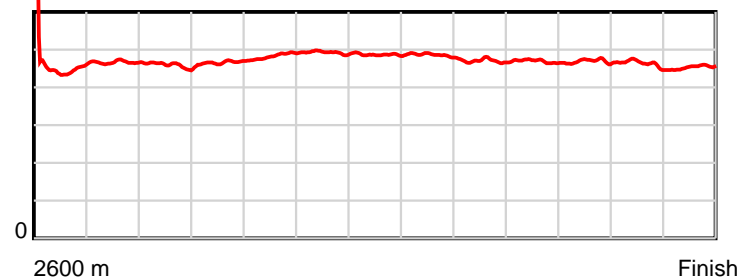
June 24, 2022, Race 4, AVON CITY FORD HANDICAP TROT, Distance 2600m, Addington - Survey 3200m

| Result | TAB no. | Horse (Barrier)              | 2200m to | 2000m to | 1800m to | 1600m to | 1400m to | 1200m to | 1000m to | 800m to | 600m to | 400m to | 200m to | Total or | Margin |
|--------|---------|------------------------------|----------|----------|----------|----------|----------|----------|----------|---------|---------|---------|---------|----------|--------|
| 1st    | 1       | Maui (3)                     | 2000m    | 1800m    | 1600m    | 1400m    | 1200m    | 1000m    | 800m     | 600m    | 400m    | 200m    | WP      | Average  |        |
|        |         | Position in running (margin) | 1(0.0)   | 2(2.0)   | 2(2.3)   | 2(1.7)   | 2(1.8)   | 2(1.4)   | 2(0.5)   | 3(1.5)  | 3(2.0)  | 3(2.1)  | 3(1.0)  |          | 0.00   |
|        |         | Sectional time (s)           | 15.87    | 15.22    | 16.03    | 16.69    | 16.27    | 16.03    | 15.28    | 15.05   | 15.03   | 14.96   | 14.68   |          |        |
|        |         | Cumulative time (s)          | 171.11   | 155.24   | 140.02   | 123.99   | 107.30   | 91.03    | 75.00    | 59.72   | 44.67   | 29.64   | 14.68   | 3:23.55  |        |
|        |         | Speed (m/s)                  | 12.60    | 13.14    | 12.48    | 11.98    | 12.29    | 12.48    | 13.09    | 13.29   | 13.31   | 13.37   | 13.62   | 12.77    |        |
|        |         | Stride length (m)            | 5.78     | 6.12     | 6.03     | 5.90     | 5.98     | 6.07     | 6.15     | 6.24    | 6.24    | 6.18    | 6.19    | 6.00     |        |
|        |         | Stride duration (s)          | 0.459    | 0.466    | 0.483    | 0.492    | 0.487    | 0.486    | 0.470    | 0.469   | 0.469   | 0.463   | 0.454   | 0.470    |        |
|        |         | Stride efficiency (%)        | 52.20    | 58.58    | 56.75    | 54.37    | 55.90    | 57.50    | 59.15    | 60.82   | 60.77   | 59.78   | 59.79   | 56.31    |        |
|        |         | Stride count                 | 34.61    | 32.66    | 33.19    | 33.91    | 33.44    | 32.97    | 32.51    | 32.06   | 32.07   | 32.34   | 32.33   | 433.14   |        |

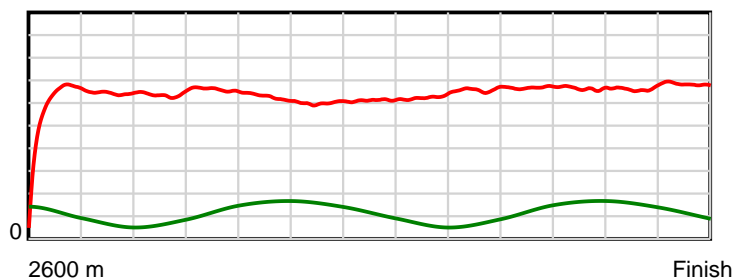
10 m Stride length



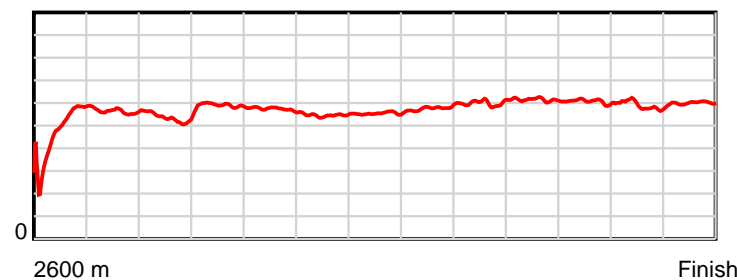
0.6 s Stride duration



20 m/sec Speed



100 % Stride efficiency



Note: Horizontal distance axis grid lines are 200m furlongs.

## Disclaimer.

HRNZ and NZMTC and Thoroughbred Ratings Pty Ltd accepts no responsibility for the completeness or accuracy of any of the information contained herein, and makes no representations about its suitability for any particular purpose. Users should make their own judgements about those matters and/or seek independent advice. You assume all risks associated with use of the data provided on this page.



# Race Results



June 24, 2022, Race 4, AVON CITY FORD HANDICAP TROT, Distance 2600m, Addington - Survey 3200m

| Result | TAB no. | Horse (Barrier)              | 2600 to | 2400m to |
|--------|---------|------------------------------|---------|----------|
| 2nd    | 10      | Show Me The Gr... (7)        | 2400m   | 2200m    |
|        |         | Position in running (margin) | -       | 8(10.5)  |
|        |         | Sectional time (s)           | 18.62   | 14.99    |
|        |         | Cumulative time (s)          | 203.65  | 185.03   |
|        |         | Speed (m/s)                  | 10.74   | 13.34    |
|        |         | Stride length (m)            | 5.34    | 5.87     |
|        |         | Stride duration (s)          | 0.442   | 0.440    |
|        |         | Stride efficiency (%)        | 44.59   | 53.92    |
|        |         | Stride count                 | 37.44   | 34.05    |

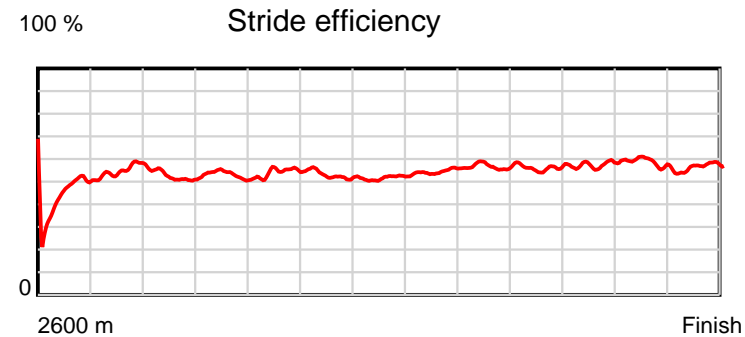
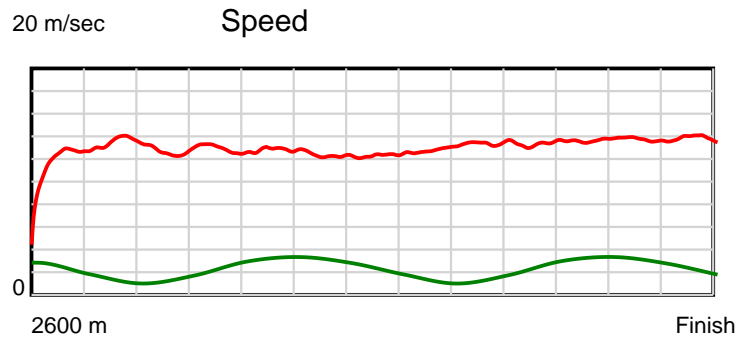
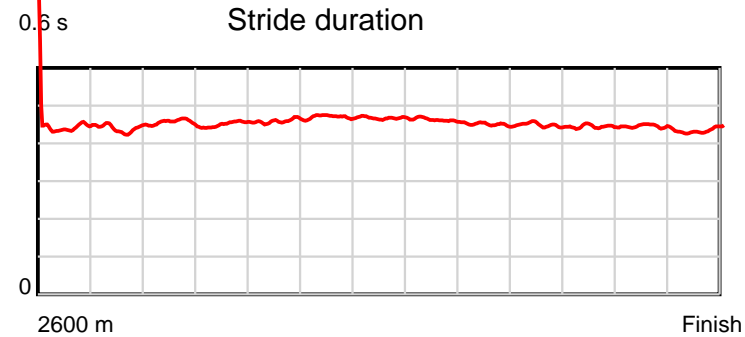
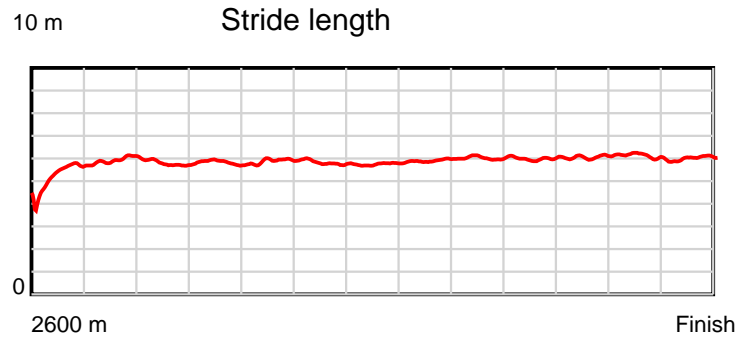
## Disclaimer.

HRNZ and NZMTC and Thoroughbred Ratings Pty Ltd accepts no responsibility for the completeness or accuracy of any of the information contained herein, and makes no representations about its suitability for any particular purpose. Users should make their own judgements about those matters and/or seek independent advice. You assume all risks associated with use of the data provided on this page.

# Race Results

June 24, 2022, Race 4, AVON CITY FORD HANDICAP TROT, Distance 2600m, Addington - Survey 3200m

| Result | TAB no. | Horse (Barrier)              | 2200m to | 2000m to | 1800m to | 1600m to | 1400m to | 1200m to | 1000m to | 800m to | 600m to | 400m to | 200m to | Total or | Margin |
|--------|---------|------------------------------|----------|----------|----------|----------|----------|----------|----------|---------|---------|---------|---------|----------|--------|
| 2nd    | 10      | Show Me The Gr... (7)        | 2000m    | 1800m    | 1600m    | 1400m    | 1200m    | 1000m    | 800m     | 600m    | 400m    | 200m    | WP      | Average  |        |
|        |         | Position in running (margin) | 7(6.7)   | 7(9.8)   | 8(11.3)  | 8(9.6)   | 7(7.1)   | 7(6.9)   | 6(4.5)   | 6(4.8)  | 6(5.1)  | 7(4.7)  | 4(2.1)  |          | 0.60   |
|        |         | Sectional time (s)           | 16.06    | 15.43    | 15.83    | 16.27    | 16.31    | 15.77    | 15.17    | 15.01   | 14.95   | 14.72   | 14.52   |          |        |
|        |         | Cumulative time (s)          | 170.04   | 153.98   | 138.55   | 122.72   | 106.45   | 90.14    | 74.37    | 59.20   | 44.19   | 29.24   | 14.52   | 3:23.65  |        |
|        |         | Speed (m/s)                  | 12.45    | 12.96    | 12.63    | 12.29    | 12.26    | 12.68    | 13.18    | 13.32   | 13.38   | 13.59   | 13.77   | 12.77    |        |
|        |         | Stride length (m)            | 5.68     | 5.85     | 5.80     | 5.79     | 5.73     | 5.86     | 5.93     | 5.98    | 5.94    | 6.04    | 6.00    | 5.83     |        |
|        |         | Stride duration (s)          | 0.456    | 0.451    | 0.459    | 0.471    | 0.467    | 0.462    | 0.450    | 0.449   | 0.444   | 0.444   | 0.436   | 0.456    |        |
|        |         | Stride efficiency (%)        | 50.35    | 53.41    | 52.51    | 52.34    | 51.25    | 53.74    | 54.94    | 55.89   | 55.19   | 56.96   | 56.33   | 53.04    |        |
|        |         | Stride count                 | 35.23    | 34.21    | 34.50    | 34.56    | 34.92    | 34.10    | 33.73    | 33.44   | 33.65   | 33.13   | 33.31   | 446.27   |        |



Note: Horizontal distance axis grid lines are 200m furlongs.

#### Disclaimer.

HRNZ and NZMTC and Thoroughbred Ratings Pty Ltd accepts no responsibility for the completeness or accuracy of any of the information contained herein, and makes no representations about its suitability for any particular purpose. Users should make their own judgements about those matters and/or seek independent advice. You assume all risks associated with use of the data provided on this page.



# Race Results



June 24, 2022, Race 4, AVON CITY FORD HANDICAP TROT, Distance 2600m, Addington - Survey 3200m

| Result | TAB no. | Horse (Barrier)              | 2600 to | 2400m to |
|--------|---------|------------------------------|---------|----------|
| 3rd    | 3       | Royal Pride (6)              | 2400m   | 2200m    |
|        |         | Position in running (margin) | -       | 3(3.1)   |
|        |         | Sectional time (s)           | 17.55   | 15.50    |
|        |         | Cumulative time (s)          | 203.70  | 186.15   |
|        |         | Speed (m/s)                  | 11.40   | 12.90    |
|        |         | Stride length (m)            | 5.47    | 6.01     |
|        |         | Stride duration (s)          | 0.458   | 0.466    |
|        |         | Stride efficiency (%)        | 46.75   | 56.45    |
|        |         | Stride count                 | 36.57   | 33.27    |

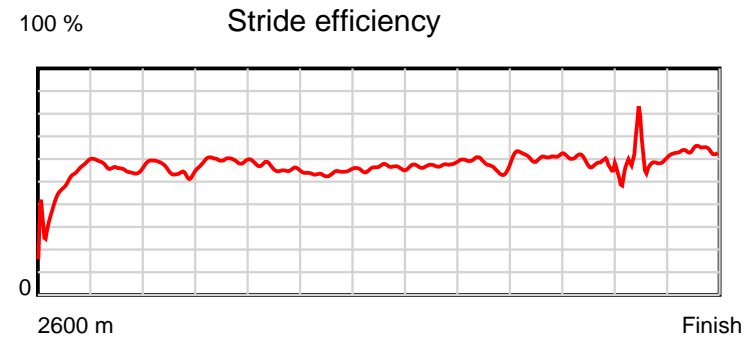
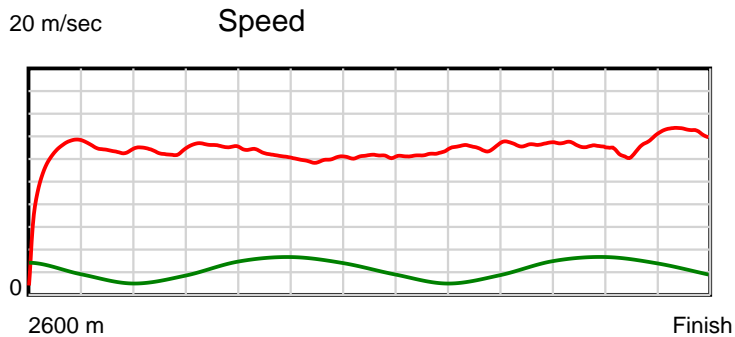
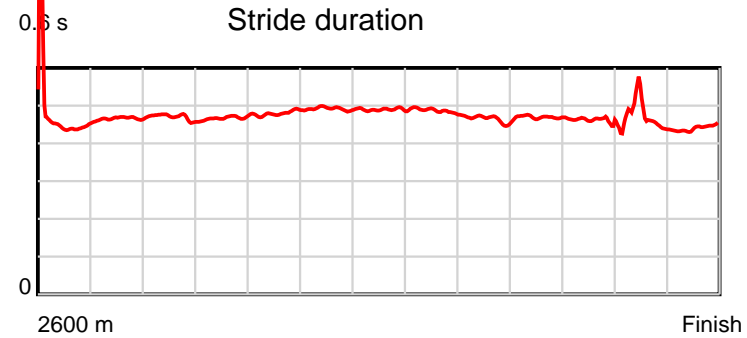
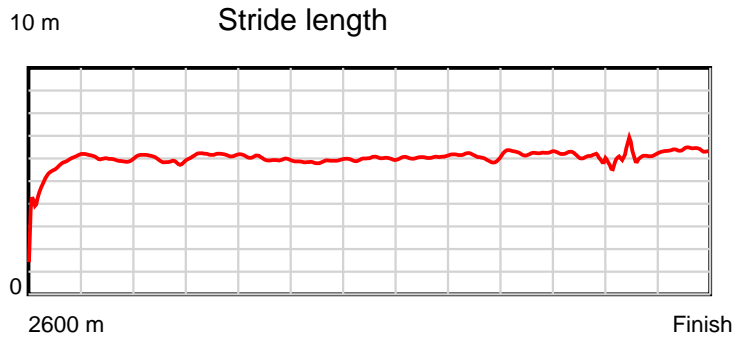
#### Disclaimer.

HRNZ and NZMTC and Thoroughbred Ratings Pty Ltd accepts no responsibility for the completeness or accuracy of any of the information contained herein, and makes no representations about its suitability for any particular purpose. Users should make their own judgements about those matters and/or seek independent advice. You assume all risks associated with use of the data provided on this page.

# Race Results

June 24, 2022, Race 4, AVON CITY FORD HANDICAP TROT, Distance 2600m, Addington - Survey 3200m

| Result | TAB no. | Horse (Barrier)              | 2200m to | 2000m to | 1800m to | 1600m to | 1400m to | 1200m to | 1000m to | 800m to | 600m to | 400m to | 200m to | Total or | Margin |
|--------|---------|------------------------------|----------|----------|----------|----------|----------|----------|----------|---------|---------|---------|---------|----------|--------|
| 3rd    | 3       | Royal Pride (6)              | 2000m    | 1800m    | 1600m    | 1400m    | 1200m    | 1000m    | 800m     | 600m    | 400m    | 200m    | WP      | Average  |        |
|        |         | Position in running (margin) | 2(2.3)   | 3(4.3)   | 3(4.1)   | 3(3.9)   | 4(3.7)   | 4(3.6)   | 4(2.4)   | 5(3.4)  | 5(3.8)  | 5(4.5)  | 9(6.3)  |          | 0.90   |
|        |         | Sectional time (s)           | 15.87    | 15.13    | 16.10    | 16.64    | 16.32    | 15.97    | 15.30    | 15.02   | 15.14   | 15.44   | 13.72   |          |        |
|        |         | Cumulative time (s)          | 170.65   | 154.78   | 139.65   | 123.55   | 106.91   | 90.59    | 74.62    | 59.32   | 44.30   | 29.16   | 13.72   | 3:23.70  |        |
|        |         | Speed (m/s)                  | 12.60    | 13.22    | 12.42    | 12.02    | 12.25    | 12.52    | 13.07    | 13.32   | 13.21   | 12.95   | 14.58   | 12.76    |        |
|        |         | Stride length (m)            | 5.92     | 6.18     | 5.96     | 5.91     | 6.00     | 6.10     | 6.07     | 6.26    | 6.06    | 5.91    | 6.44    | 6.01     |        |
|        |         | Stride duration (s)          | 0.470    | 0.468    | 0.480    | 0.492    | 0.489    | 0.487    | 0.465    | 0.470   | 0.459   | 0.456   | 0.442   | 0.471    |        |
|        |         | Stride efficiency (%)        | 54.73    | 59.72    | 55.54    | 54.60    | 56.21    | 58.12    | 57.65    | 61.17   | 57.43   | 54.55   | 64.80   | 56.52    |        |
|        |         | Stride count                 | 33.80    | 32.35    | 33.55    | 33.84    | 33.35    | 32.80    | 32.93    | 31.97   | 32.99   | 33.85   | 31.06   | 432.33   |        |



Note: Horizontal distance axis grid lines are 200m furlongs.

**Disclaimer.**

HRNZ and NZMTC and Thoroughbred Ratings Pty Ltd accepts no responsibility for the completeness or accuracy of any of the information contained herein, and makes no representations about its suitability for any particular purpose. Users should make their own judgements about those matters and/or seek independent advice. You assume all risks associated with use of the data provided on this page.



# Race Results



June 24, 2022, Race 4, AVON CITY FORD HANDICAP TROT, Distance 2600m, Addington - Survey 3200m

| Result | TAB no. | Horse (Barrier)              | 2600 to | 2400m to |
|--------|---------|------------------------------|---------|----------|
| 4th    | 2       | King Of Love (4)             | 2400m   | 2200m    |
|        |         | Position in running (margin) | -       | 6(8.0)   |
|        |         | Sectional time (s)           | 18.15   | 15.03    |
|        |         | Cumulative time (s)          | 203.72  | 185.57   |
|        |         | Speed (m/s)                  | 11.02   | 13.31    |
|        |         | Stride length (m)            | 5.55    | 6.59     |
|        |         | Stride duration (s)          | 0.478   | 0.495    |
|        |         | Stride efficiency (%)        | 48.11   | 67.80    |
|        |         | Stride count                 | 36.04   | 30.36    |

#### Disclaimer.

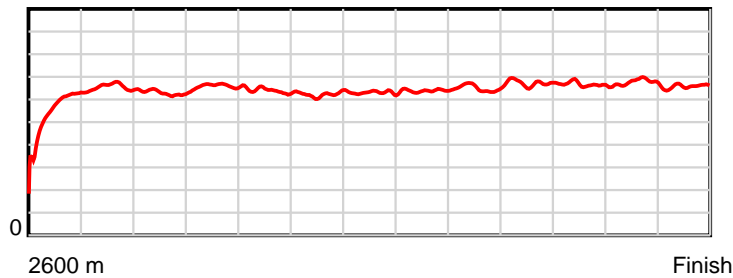
HRNZ and NZMTC and Thoroughbred Ratings Pty Ltd accepts no responsibility for the completeness or accuracy of any of the information contained herein, and makes no representations about its suitability for any particular purpose. Users should make their own judgements about those matters and/or seek independent advice. You assume all risks associated with use of the data provided on this page.

# Race Results

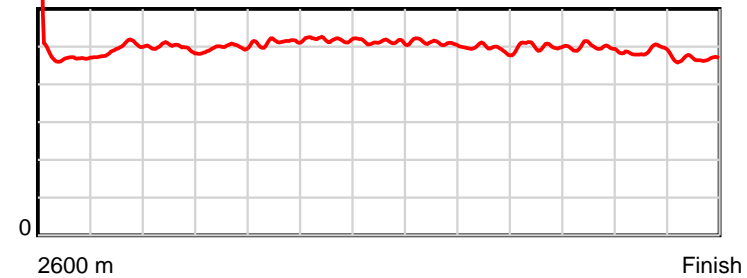
June 24, 2022, Race 4, AVON CITY FORD HANDICAP TROT, Distance 2600m, Addington - Survey 3200m

| Result | TAB no. | Horse (Barrier)              | 2200m to     | 2000m to     | 1800m to     | 1600m to     | 1400m to     | 1200m to     | 1000m to    | 800m to     | 600m to     | 400m to     | 200m to   | Total or       | Margin |
|--------|---------|------------------------------|--------------|--------------|--------------|--------------|--------------|--------------|-------------|-------------|-------------|-------------|-----------|----------------|--------|
| 4th    | 2       | <b>King Of Love (4)</b>      | <b>2000m</b> | <b>1800m</b> | <b>1600m</b> | <b>1400m</b> | <b>1200m</b> | <b>1000m</b> | <b>800m</b> | <b>600m</b> | <b>400m</b> | <b>200m</b> | <b>WP</b> | <b>Average</b> |        |
|        |         | Position in running (margin) | 5(4.4)       | 5(6.7)       | 4(6.0)       | 5(6.0)       | 6(5.8)       | 6(5.7)       | 7(4.5)      | 7(5.2)      | 7(5.2)      | 8(6.7)      | 7(3.8)    |                | 1.00   |
|        |         | Sectional time (s)           | 15.93        | 15.06        | 16.12        | 16.65        | 16.33        | 15.97        | 15.24       | 14.97       | 15.27       | 14.66       | 14.34     |                |        |
|        |         | Cumulative time (s)          | 170.54       | 154.61       | 139.55       | 123.43       | 106.78       | 90.45        | 74.48       | 59.24       | 44.27       | 29.00       | 14.34     | 3:23.72        |        |
|        |         | Speed (m/s)                  | 12.55        | 13.28        | 12.41        | 12.01        | 12.25        | 12.52        | 13.12       | 13.36       | 13.10       | 13.64       | 13.95     | 12.76          |        |
|        |         | Stride length (m)            | 6.25         | 6.60         | 6.36         | 6.24         | 6.27         | 6.40         | 6.49        | 6.71        | 6.52        | 6.66        | 6.51      | 6.38           |        |
|        |         | Stride duration (s)          | 0.498        | 0.497        | 0.513        | 0.519        | 0.512        | 0.511        | 0.495       | 0.502       | 0.498       | 0.488       | 0.467     | 0.500          |        |
|        |         | Stride efficiency (%)        | 61.04        | 68.11        | 63.23        | 60.77        | 61.43        | 63.97        | 65.87       | 70.37       | 66.48       | 69.22       | 66.31     | 63.65          |        |
|        |         | Stride count                 | 32.00        | 30.29        | 31.44        | 32.07        | 31.90        | 31.26        | 30.81       | 29.80       | 30.66       | 30.05       | 30.70     | 407.38         |        |

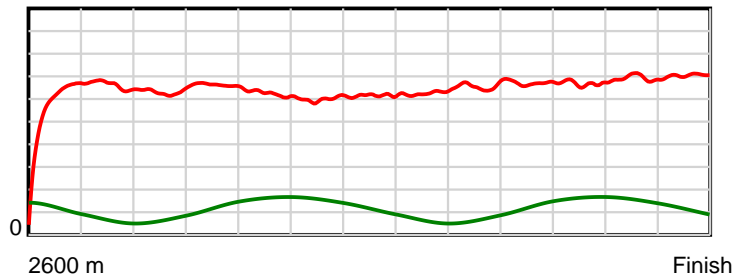
10 m Stride length



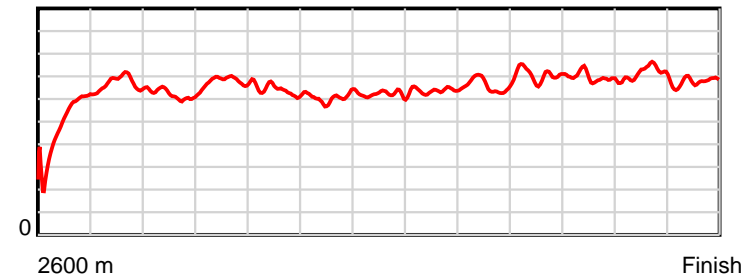
0.5 s Stride duration



20 m/sec Speed



100 % Stride efficiency



Note: Horizontal distance axis grid lines are 200m furlongs.

### Disclaimer.

HRNZ and NZMTC and Thoroughbred Ratings Pty Ltd accepts no responsibility for the completeness or accuracy of any of the information contained herein, and makes no representations about its suitability for any particular purpose. Users should make their own judgements about those matters and/or seek independent advice. You assume all risks associated with use of the data provided on this page.



# Race Results



June 24, 2022, Race 4, AVON CITY FORD HANDICAP TROT, Distance 2600m, Addington - Survey 3200m

| Result | TAB no. | Horse (Barrier)              | 2600 to | 2400m to |
|--------|---------|------------------------------|---------|----------|
| 5th    | 9       | Prince Teka (5)              | 2400m   | 2200m    |
|        |         | Position in running (margin) | -       | 7(8.1)   |
|        |         | Sectional time (s)           | 18.10   | 14.74    |
|        |         | Cumulative time (s)          | 203.78  | 185.68   |
|        |         | Speed (m/s)                  | 11.05   | 13.57    |
|        |         | Stride length (m)            | 5.48    | 5.80     |
|        |         | Stride duration (s)          | 0.446   | 0.427    |
|        |         | Stride efficiency (%)        | 46.93   | 52.50    |
|        |         | Stride count                 | 36.49   | 34.51    |

#### Disclaimer.

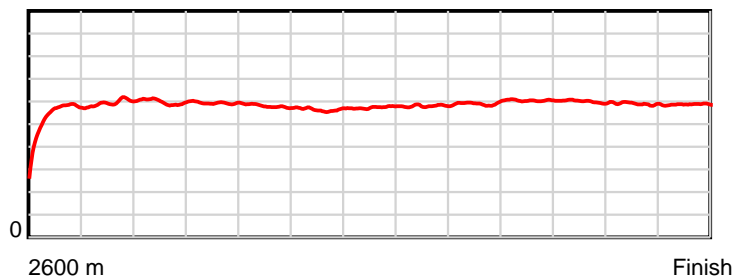
HRNZ and NZMTC and Thoroughbred Ratings Pty Ltd accepts no responsibility for the completeness or accuracy of any of the information contained herein, and makes no representations about its suitability for any particular purpose. Users should make their own judgements about those matters and/or seek independent advice. You assume all risks associated with use of the data provided on this page.

# Race Results

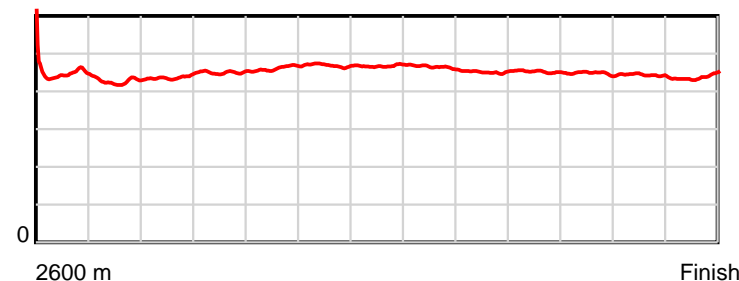
June 24, 2022, Race 4, AVON CITY FORD HANDICAP TROT, Distance 2600m, Addington - Survey 3200m

| Result | TAB no. | Horse (Barrier)              | 2200m to | 2000m to | 1800m to | 1600m to | 1400m to | 1200m to | 1000m to | 800m to | 600m to | 400m to | 200m to | Total or | Margin |
|--------|---------|------------------------------|----------|----------|----------|----------|----------|----------|----------|---------|---------|---------|---------|----------|--------|
| 5th    | 9       | Prince Teka (5)              | 2000m    | 1800m    | 1600m    | 1400m    | 1200m    | 1000m    | 800m     | 600m    | 400m    | 200m    | WP      | Average  |        |
|        |         | Position in running (margin) | 3(2.8)   | 1(0.0)   | 1(0.0)   | 1(0.0)   | 1(0.0)   | 1(0.0)   | 1(0.0)   | 1(0.0)  | 1(0.0)  | 1(0.0)  | 1(0.0)  |          | 1.40   |
|        |         | Sectional time (s)           | 15.08    | 15.17    | 16.12    | 16.69    | 16.34    | 16.17    | 15.13    | 14.95   | 15.02   | 15.14   | 15.13   |          |        |
|        |         | Cumulative time (s)          | 170.94   | 155.86   | 140.69   | 124.57   | 107.88   | 91.54    | 75.37    | 60.24   | 45.29   | 30.27   | 15.13   | 3:23.78  |        |
|        |         | Speed (m/s)                  | 13.26    | 13.18    | 12.41    | 11.98    | 12.24    | 12.37    | 13.22    | 13.38   | 13.32   | 13.21   | 13.22   | 12.76    |        |
|        |         | Stride length (m)            | 5.80     | 5.93     | 5.72     | 5.62     | 5.72     | 5.74     | 5.97     | 6.04    | 5.96    | 5.85    | 5.80    | 5.80     |        |
|        |         | Stride duration (s)          | 0.437    | 0.450    | 0.461    | 0.469    | 0.467    | 0.464    | 0.451    | 0.452   | 0.448   | 0.443   | 0.439   | 0.455    |        |
|        |         | Stride efficiency (%)        | 52.58    | 55.03    | 51.21    | 49.36    | 51.18    | 51.49    | 55.63    | 57.08   | 55.52   | 53.53   | 52.62   | 52.56    |        |
|        |         | Stride count                 | 34.48    | 33.70    | 34.94    | 35.59    | 34.95    | 34.84    | 33.52    | 33.09   | 33.55   | 34.17   | 34.47   | 448.30   |        |

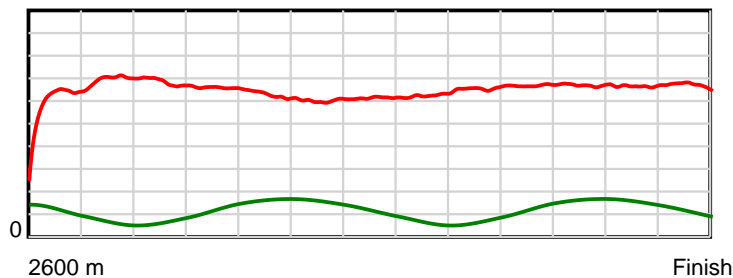
10 m Stride length



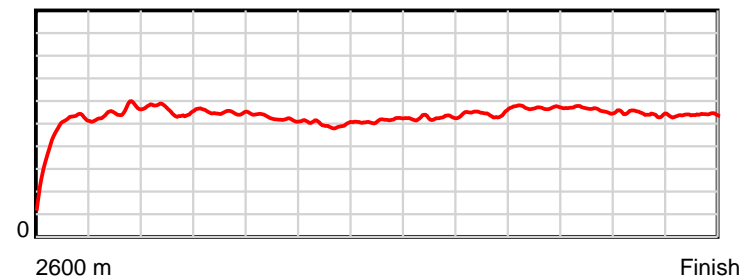
0.6 s Stride duration



20 m/sec Speed



100 % Stride efficiency



Note: Horizontal distance axis grid lines are 200m furlongs.

## Disclaimer.

HRNZ and NZMTC and Thoroughbred Ratings Pty Ltd accepts no responsibility for the completeness or accuracy of any of the information contained herein, and makes no representations about its suitability for any particular purpose. Users should make their own judgements about those matters and/or seek independent advice. You assume all risks associated with use of the data provided on this page.



# Race Results



June 24, 2022, Race 4, AVON CITY FORD HANDICAP TROT, Distance 2600m, Addington - Survey 3200m

| Result | TAB no. | Horse (Barrier)              | 2600 to | 2400m to |
|--------|---------|------------------------------|---------|----------|
| 6th    | 8       | Resolve (2)                  | 2400m   | 2200m    |
|        |         | Position in running (margin) | -       | 9(12.5)  |
|        |         | Sectional time (s)           | 18.67   | 15.32    |
|        |         | Cumulative time (s)          | 203.82  | 185.15   |
|        |         | Speed (m/s)                  | 10.71   | 13.05    |
|        |         | Stride length (m)            | 5.58    | 5.91     |
|        |         | Stride duration (s)          | 0.466   | 0.453    |
|        |         | Stride efficiency (%)        | 48.74   | 54.65    |
|        |         | Stride count                 | 35.81   | 33.82    |

#### Disclaimer.

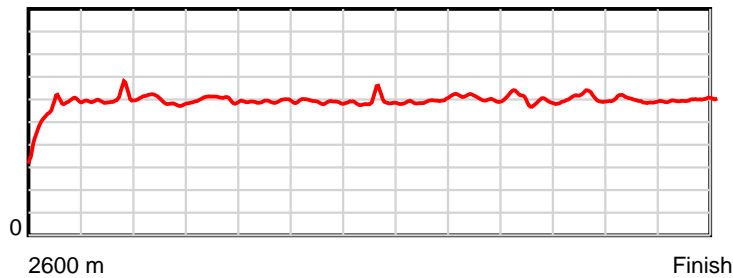
HRNZ and NZMTC and Thoroughbred Ratings Pty Ltd accepts no responsibility for the completeness or accuracy of any of the information contained herein, and makes no representations about its suitability for any particular purpose. Users should make their own judgements about those matters and/or seek independent advice. You assume all risks associated with use of the data provided on this page.

# Race Results

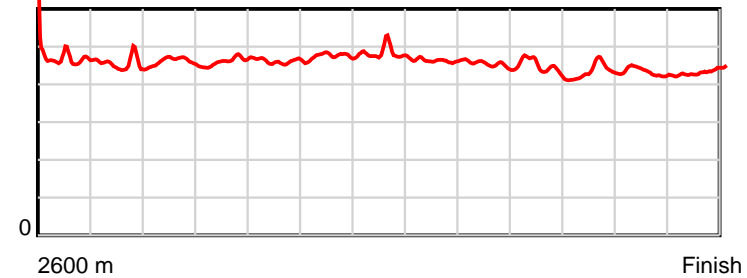
June 24, 2022, Race 4, AVON CITY FORD HANDICAP TROT, Distance 2600m, Addington - Survey 3200m

| Result | TAB no. | Horse (Barrier)              | 2200m to | 2000m to | 1800m to | 1600m to | 1400m to | 1200m to | 1000m to | 800m to | 600m to | 400m to | 200m to | Total or | Margin |
|--------|---------|------------------------------|----------|----------|----------|----------|----------|----------|----------|---------|---------|---------|---------|----------|--------|
| 6th    | 8       | Resolve (2)                  | 2000m    | 1800m    | 1600m    | 1400m    | 1200m    | 1000m    | 800m     | 600m    | 400m    | 200m    | WP      | Average  |        |
|        |         | Position in running (margin) | 9(10.6)  | 9(11.8)  | 9(13.2)  | 9(12.2)  | 9(9.4)   | 9(9.0)   | 9(6.4)   | 8(6.7)  | 8(6.1)  | 6(4.6)  | 6(3.6)  |          | 1.60   |
|        |         | Sectional time (s)           | 15.74    | 15.40    | 15.95    | 16.23    | 16.26    | 15.75    | 15.17    | 14.86   | 14.77   | 14.98   | 14.72   |          |        |
|        |         | Cumulative time (s)          | 169.83   | 154.09   | 138.69   | 122.74   | 106.51   | 90.25    | 74.50    | 59.33   | 44.47   | 29.70   | 14.72   | 3:23.82  |        |
|        |         | Speed (m/s)                  | 12.71    | 12.99    | 12.54    | 12.32    | 12.30    | 12.70    | 13.18    | 13.46   | 13.54   | 13.35   | 13.59   | 12.76    |        |
|        |         | Stride length (m)            | 5.86     | 5.99     | 5.78     | 5.86     | 5.91     | 5.88     | 5.96     | 5.99    | 5.89    | 5.77    | 5.91    | 5.87     |        |
|        |         | Stride duration (s)          | 0.461    | 0.461    | 0.461    | 0.476    | 0.481    | 0.463    | 0.452    | 0.445   | 0.435   | 0.432   | 0.435   | 0.460    |        |
|        |         | Stride efficiency (%)        | 53.60    | 56.05    | 52.17    | 53.71    | 54.58    | 54.00    | 55.57    | 56.12   | 54.20   | 51.99   | 54.55   | 53.79    |        |
|        |         | Stride count                 | 34.15    | 33.39    | 34.62    | 34.12    | 33.84    | 34.02    | 33.54    | 33.37   | 33.96   | 34.68   | 33.85   | 443.17   |        |

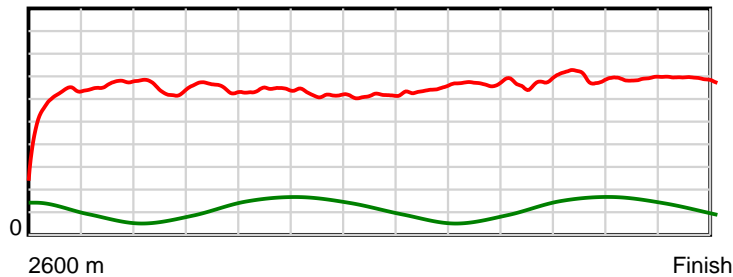
10 m Stride length



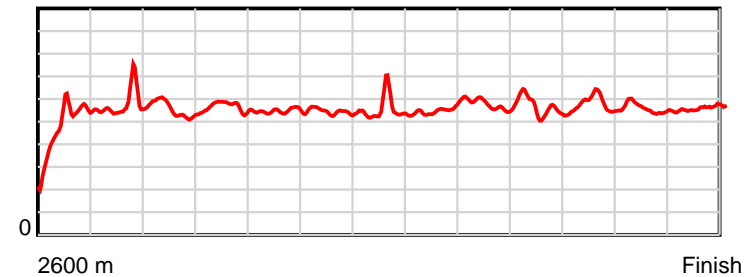
0.6 s Stride duration



20 m/sec Speed



100 % Stride efficiency



Note: Horizontal distance axis grid lines are 200m furlongs.

**Disclaimer.**

HRNZ and NZMTC and Thoroughbred Ratings Pty Ltd accepts no responsibility for the completeness or accuracy of any of the information contained herein, and makes no representations about its suitability for any particular purpose. Users should make their own judgements about those matters and/or seek independent advice. You assume all risks associated with use of the data provided on this page.



# Race Results



June 24, 2022, Race 4, AVON CITY FORD HANDICAP TROT, Distance 2600m, Addington - Survey 3200m

| Result | TAB no. | Horse (Barrier)               | 2600 to      | 2400m to     |
|--------|---------|-------------------------------|--------------|--------------|
| 7th    | 6       | <b>Madeleine Stow... (10)</b> | <b>2400m</b> | <b>2200m</b> |
|        |         | Position in running (margin)  | -            | 2(1.8)       |
|        |         | Sectional time (s)            | 17.15        | 15.84        |
|        |         | Cumulative time (s)           | 203.98       | 186.83       |
|        |         | Speed (m/s)                   | 11.66        | 12.63        |
|        |         | Stride length (m)             | 5.14         | 5.39         |
|        |         | Stride duration (s)           | 0.432        | 0.427        |
|        |         | Stride efficiency (%)         | 41.23        | 45.46        |
|        |         | Stride count                  | 38.94        | 37.08        |

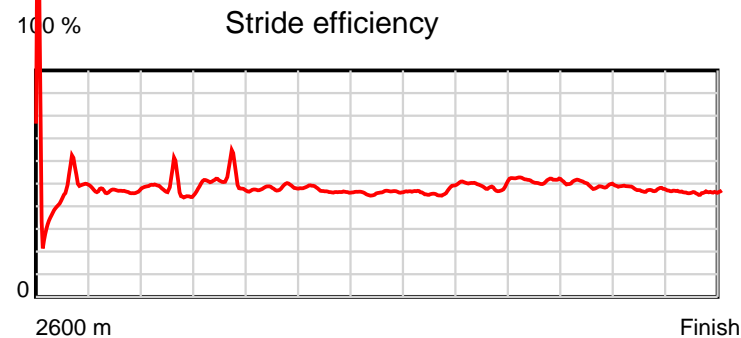
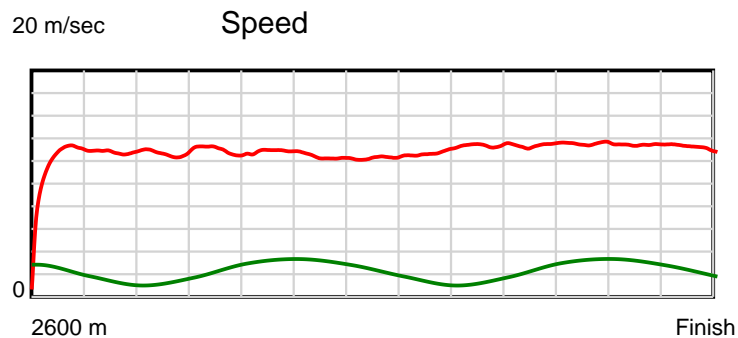
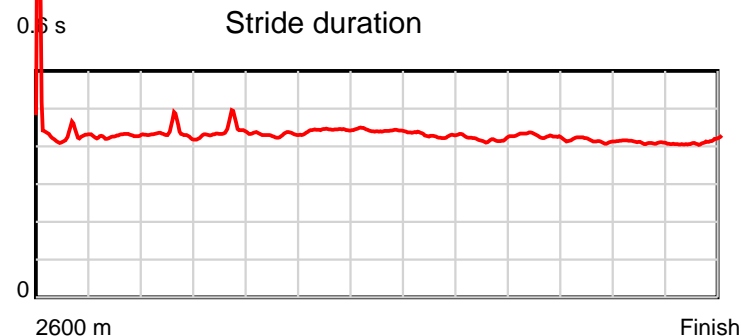
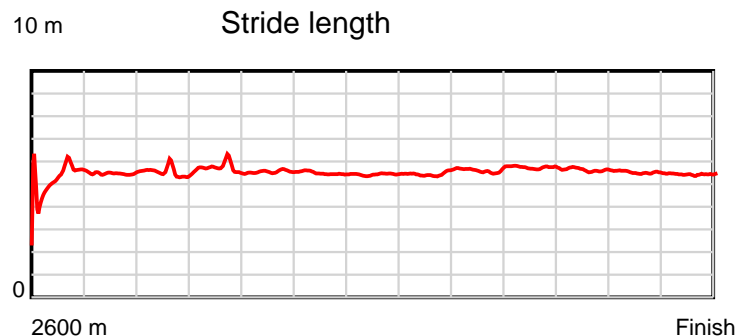
#### Disclaimer.

HRNZ and NZMTC and Thoroughbred Ratings Pty Ltd accepts no responsibility for the completeness or accuracy of any of the information contained herein, and makes no representations about its suitability for any particular purpose. Users should make their own judgements about those matters and/or seek independent advice. You assume all risks associated with use of the data provided on this page.

# Race Results

June 24, 2022, Race 4, AVON CITY FORD HANDICAP TROT, Distance 2600m, Addington - Survey 3200m

| Result | TAB no. | Horse (Barrier)              | 2200m to | 2000m to | 1800m to | 1600m to | 1400m to | 1200m to | 1000m to | 800m to | 600m to | 400m to | 200m to | Total or | Margin |
|--------|---------|------------------------------|----------|----------|----------|----------|----------|----------|----------|---------|---------|---------|---------|----------|--------|
| 7th    | 6       | Madeleine Stow... (10)       | 2000m    | 1800m    | 1600m    | 1400m    | 1200m    | 1000m    | 800m     | 600m    | 400m    | 200m    | WP      | Average  |        |
|        |         | Position in running (margin) | 4(3.0)   | 4(5.8)   | 5(7.4)   | 4(5.1)   | 3(3.4)   | 3(2.8)   | 3(0.9)   | 2(0.9)  | 2(0.9)  | 2(1.1)  | 2(0.2)  |          | 2.50   |
|        |         | Sectional time (s)           | 16.02    | 15.43    | 15.75    | 16.40    | 16.24    | 15.85    | 15.14    | 14.95   | 15.05   | 15.00   | 15.16   |          |        |
|        |         | Cumulative time (s)          | 170.99   | 154.97   | 139.54   | 123.79   | 107.39   | 91.15    | 75.30    | 60.16   | 45.21   | 30.16   | 15.16   | 3:23.98  |        |
|        |         | Speed (m/s)                  | 12.48    | 12.96    | 12.70    | 12.20    | 12.32    | 12.62    | 13.21    | 13.38   | 13.29   | 13.33   | 13.19   | 12.75    |        |
|        |         | Stride length (m)            | 5.42     | 5.70     | 5.48     | 5.41     | 5.44     | 5.42     | 5.54     | 5.72    | 5.52    | 5.47    | 5.44    | 5.47     |        |
|        |         | Stride duration (s)          | 0.434    | 0.440    | 0.431    | 0.444    | 0.442    | 0.430    | 0.419    | 0.427   | 0.416   | 0.410   | 0.412   | 0.429    |        |
|        |         | Stride efficiency (%)        | 45.87    | 50.78    | 46.90    | 45.75    | 46.33    | 45.95    | 47.94    | 51.09   | 47.68   | 46.78   | 46.17   | 46.68    |        |
|        |         | Stride count                 | 36.91    | 35.08    | 36.51    | 36.96    | 36.73    | 36.88    | 36.11    | 34.98   | 36.21   | 36.55   | 36.79   | 475.73   |        |



Note: Horizontal distance axis grid lines are 200m furlongs.

**Disclaimer.**

HRNZ and NZMTC and Thoroughbred Ratings Pty Ltd accepts no responsibility for the completeness or accuracy of any of the information contained herein, and makes no representations about its suitability for any particular purpose. Users should make their own judgements about those matters and/or seek independent advice. You assume all risks associated with use of the data provided on this page.



# Race Results



June 24, 2022, Race 4, AVON CITY FORD HANDICAP TROT, Distance 2600m, Addington - Survey 3200m

| Result | TAB no. | Horse (Barrier)              | 2600 to | 2400m to |
|--------|---------|------------------------------|---------|----------|
| 8th    | 4       | Harry Potter (8)             | 2400m   | 2200m    |
|        |         | Position in running (margin) | -       | 5(6.7)   |
|        |         | Sectional time (s)           | 17.88   | 15.83    |
|        |         | Cumulative time (s)          | 204.33  | 186.45   |
|        |         | Speed (m/s)                  | 11.19   | 12.63    |
|        |         | Stride length (m)            | 5.06    | 5.52     |
|        |         | Stride duration (s)          | 0.439   | 0.437    |
|        |         | Stride efficiency (%)        | 40.08   | 47.58    |
|        |         | Stride count                 | 39.49   | 36.24    |

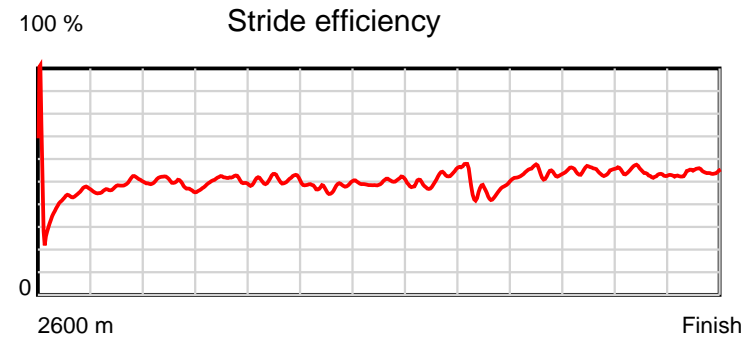
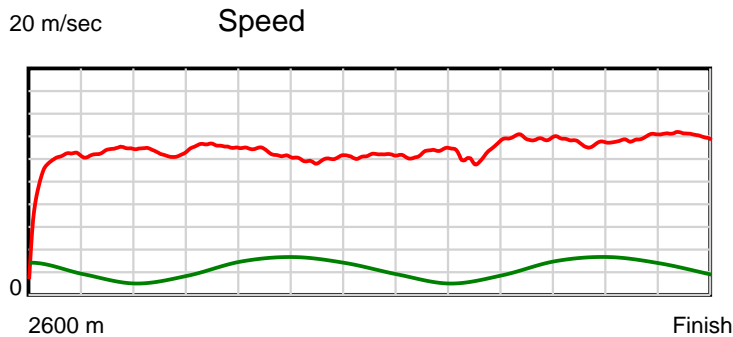
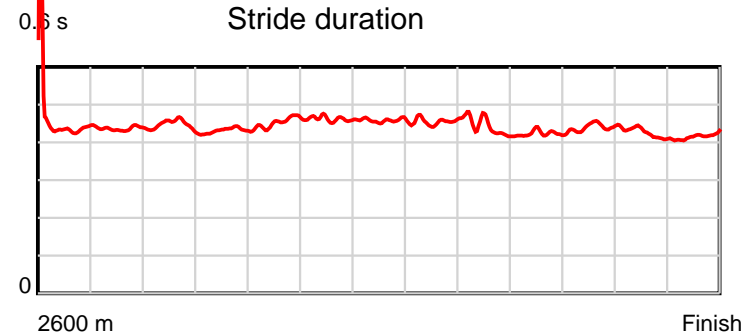
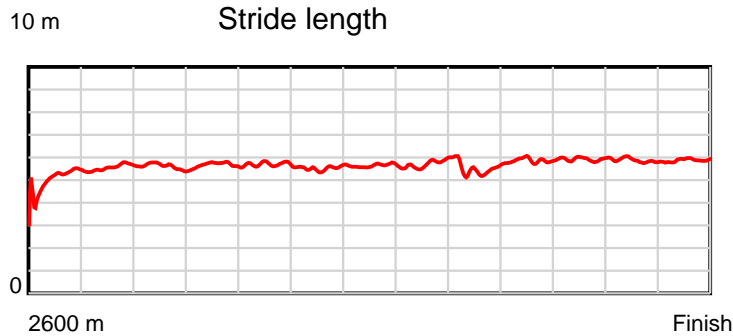
#### Disclaimer.

HRNZ and NZMTC and Thoroughbred Ratings Pty Ltd accepts no responsibility for the completeness or accuracy of any of the information contained herein, and makes no representations about its suitability for any particular purpose. Users should make their own judgements about those matters and/or seek independent advice. You assume all risks associated with use of the data provided on this page.

# Race Results

June 24, 2022, Race 4, AVON CITY FORD HANDICAP TROT, Distance 2600m, Addington - Survey 3200m

| Result | TAB no. | Horse (Barrier)              | 2200m to | 2000m to | 1800m to | 1600m to | 1400m to | 1200m to | 1000m to | 800m to  | 600m to  | 400m to  | 200m to | Total or | Margin |
|--------|---------|------------------------------|----------|----------|----------|----------|----------|----------|----------|----------|----------|----------|---------|----------|--------|
| 8th    | 4       | Harry Potter (8)             | 2000m    | 1800m    | 1600m    | 1400m    | 1200m    | 1000m    | 800m     | 600m     | 400m     | 200m     | WP      | Average  |        |
|        |         | Position in running (margin) | 8(7.9)   | 8(10.0)  | 7(9.8)   | 7(9.4)   | 8(8.4)   | 8(8.3)   | 8(6.3)   | 10(13.4) | 10(10.6) | 10(12.7) | 10(7.9) |          | 4.60   |
|        |         | Sectional time (s)           | 15.89    | 15.14    | 16.06    | 16.52    | 16.31    | 15.84    | 16.32    | 14.49    | 15.37    | 14.34    | 14.34   |          |        |
|        |         | Cumulative time (s)          | 170.62   | 154.73   | 139.59   | 123.53   | 107.01   | 90.70    | 74.86    | 58.54    | 44.05    | 28.68    | 14.34   | 3:24.33  |        |
|        |         | Speed (m/s)                  | 12.59    | 13.21    | 12.45    | 12.11    | 12.26    | 12.63    | 12.25    | 13.80    | 13.01    | 13.95    | 13.95   | 12.72    |        |
|        |         | Stride length (m)            | 5.62     | 5.70     | 5.64     | 5.59     | 5.62     | 5.74     | 5.39     | 5.84     | 5.74     | 5.90     | 5.83    | 5.62     |        |
|        |         | Stride duration (s)          | 0.446    | 0.431    | 0.453    | 0.462    | 0.458    | 0.455    | 0.440    | 0.423    | 0.441    | 0.423    | 0.418   | 0.442    |        |
|        |         | Stride efficiency (%)        | 49.27    | 50.72    | 49.72    | 48.83    | 49.36    | 51.48    | 45.45    | 53.31    | 51.49    | 54.43    | 53.03   | 49.38    |        |
|        |         | Stride count                 | 35.62    | 35.11    | 35.46    | 35.78    | 35.59    | 34.84    | 37.08    | 34.24    | 34.84    | 33.89    | 34.33   | 462.51   |        |



Note: Horizontal distance axis grid lines are 200m furlongs.

#### Disclaimer.

HRNZ and NZMTC and Thoroughbred Ratings Pty Ltd accepts no responsibility for the completeness or accuracy of any of the information contained herein, and makes no representations about its suitability for any particular purpose. Users should make their own judgements about those matters and/or seek independent advice. You assume all risks associated with use of the data provided on this page.



# Race Results



June 24, 2022, Race 4, AVON CITY FORD HANDICAP TROT, Distance 2600m, Addington - Survey 3200m

| Result | TAB no. | Horse (Barrier)              | 2600 to      | 2400m to     |
|--------|---------|------------------------------|--------------|--------------|
| 9th    | 7       | <b>Boyz Invasion (0)</b>     | <b>2400m</b> | <b>2200m</b> |
|        |         | Position in running (margin) | -            | 4(6.5)       |
|        |         | Sectional time (s)           | 18.00        | 15.32        |
|        |         | Cumulative time (s)          | 204.65       | 186.65       |
|        |         | Speed (m/s)                  | 11.11        | 13.05        |
|        |         | Stride length (m)            | 4.96         | 5.70         |
|        |         | Stride duration (s)          | 0.437        | 0.437        |
|        |         | Stride efficiency (%)        | 38.40        | 50.79        |
|        |         | Stride count                 | 40.34        | 35.08        |

#### Disclaimer.

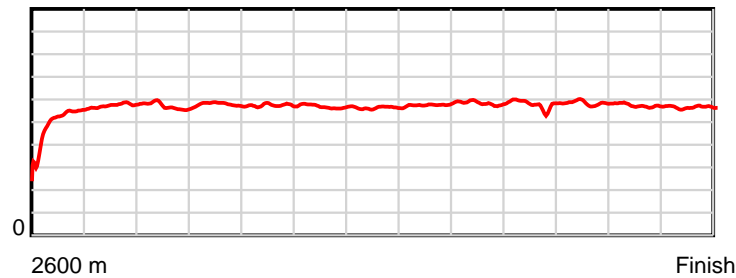
HRNZ and NZMTC and Thoroughbred Ratings Pty Ltd accepts no responsibility for the completeness or accuracy of any of the information contained herein, and makes no representations about its suitability for any particular purpose. Users should make their own judgements about those matters and/or seek independent advice. You assume all risks associated with use of the data provided on this page.

# Race Results

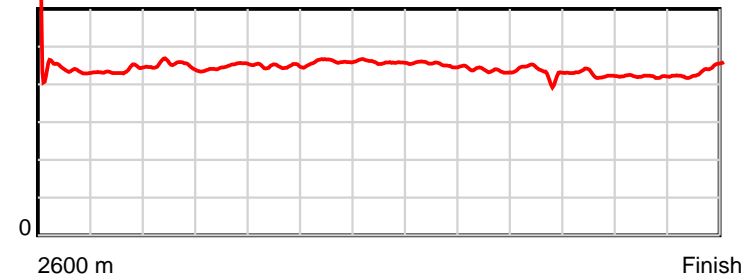
June 24, 2022, Race 4, AVON CITY FORD HANDICAP TROT, Distance 2600m, Addington - Survey 3200m

| Result | TAB no. | Horse (Barrier)              | 2200m to     | 2000m to     | 1800m to     | 1600m to     | 1400m to     | 1200m to     | 1000m to    | 800m to     | 600m to     | 400m to     | 200m to   | Total or       | Margin |
|--------|---------|------------------------------|--------------|--------------|--------------|--------------|--------------|--------------|-------------|-------------|-------------|-------------|-----------|----------------|--------|
| 9th    | 7       | <b>Boyz Invasion (0)</b>     | <b>2000m</b> | <b>1800m</b> | <b>1600m</b> | <b>1400m</b> | <b>1200m</b> | <b>1000m</b> | <b>800m</b> | <b>600m</b> | <b>400m</b> | <b>200m</b> | <b>WP</b> | <b>Average</b> |        |
|        |         | Position in running (margin) | 6(4.6)       | 6(7.7)       | 6(9.3)       | 6(7.4)       | 5(5.3)       | 5(5.1)       | 5(2.6)      | 4(2.7)      | 4(3.3)      | 4(2.9)      | 5(2.3)    |                | 6.50   |
|        |         | Sectional time (s)           | 16.06        | 15.44        | 15.80        | 16.34        | 16.32        | 15.74        | 15.15       | 15.05       | 14.96       | 15.05       | 15.42     |                |        |
|        |         | Cumulative time (s)          | 171.33       | 155.27       | 139.83       | 124.03       | 107.69       | 91.37        | 75.63       | 60.48       | 45.43       | 30.47       | 15.42     | 3:24.65        |        |
|        |         | Speed (m/s)                  | 12.45        | 12.95        | 12.66        | 12.24        | 12.25        | 12.71        | 13.20       | 13.29       | 13.37       | 13.29       | 12.97     | 12.70          |        |
|        |         | Stride length (m)            | 5.62         | 5.79         | 5.68         | 5.64         | 5.62         | 5.76         | 5.76        | 5.74        | 5.70        | 5.60        | 5.67      | 5.63           |        |
|        |         | Stride duration (s)          | 0.452        | 0.447        | 0.448        | 0.461        | 0.458        | 0.454        | 0.436       | 0.432       | 0.426       | 0.421       | 0.437     | 0.443          |        |
|        |         | Stride efficiency (%)        | 49.40        | 52.40        | 50.37        | 49.67        | 49.35        | 51.89        | 51.89       | 51.56       | 50.79       | 49.01       | 50.26     | 49.46          |        |
|        |         | Stride count                 | 35.57        | 34.54        | 35.23        | 35.48        | 35.59        | 34.71        | 34.71       | 34.82       | 35.08       | 35.71       | 35.27     | 462.13         |        |

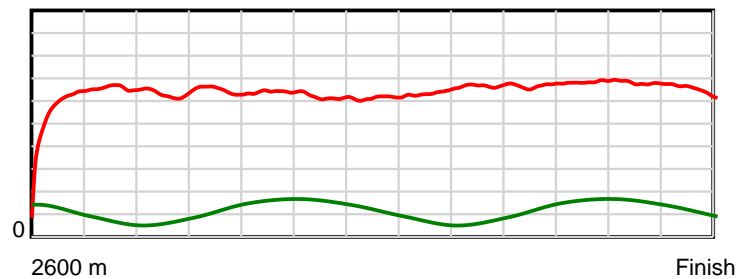
10 m Stride length



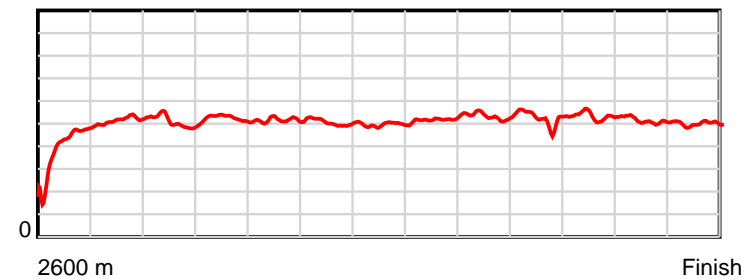
0.6 s Stride duration



20 m/sec Speed



100 % Stride efficiency



Note: Horizontal distance axis grid lines are 200m furlongs.

**Disclaimer.**

HRNZ and NZMTC and Thoroughbred Ratings Pty Ltd accepts no responsibility for the completeness or accuracy of any of the information contained herein, and makes no representations about its suitability for any particular purpose. Users should make their own judgements about those matters and/or seek independent advice. You assume all risks associated with use of the data provided on this page.



# Race Results



June 24, 2022, Race 4, AVON CITY FORD HANDICAP TROT, Distance 2600m, Addington - Survey 3200m

| Result | TAB no. | Horse (Barrier)              | 2600 to      | 2400m to     |
|--------|---------|------------------------------|--------------|--------------|
| 10th   | 5       | <b>Samanthas Moon (9)</b>    | <b>2400m</b> | <b>2200m</b> |
|        |         | Position in running (margin) | -            | 10(37.4)     |
|        |         | Sectional time (s)           | 23.19        | 15.14        |
|        |         | Cumulative time (s)          | 204.70       | 181.51       |
|        |         | Speed (m/s)                  | 8.63         | 13.21        |
|        |         | Stride length (m)            | 4.54         | 6.18         |
|        |         | Stride duration (s)          | 0.482        | 0.468        |
|        |         | Stride efficiency (%)        | 32.19        | 59.74        |
|        |         | Stride count                 | 44.07        | 32.35        |

#### Disclaimer.

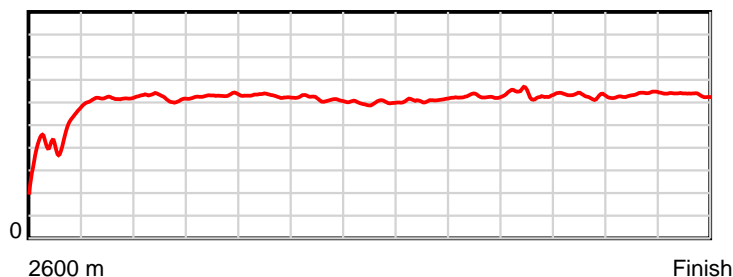
HRNZ and NZMTC and Thoroughbred Ratings Pty Ltd accepts no responsibility for the completeness or accuracy of any of the information contained herein, and makes no representations about its suitability for any particular purpose. Users should make their own judgements about those matters and/or seek independent advice. You assume all risks associated with use of the data provided on this page.

# Race Results

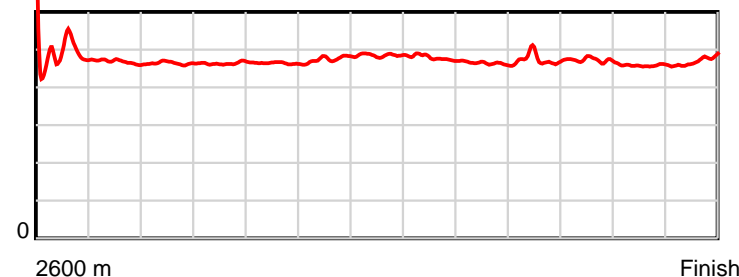
June 24, 2022, Race 4, AVON CITY FORD HANDICAP TROT, Distance 2600m, Addington - Survey 3200m

| Result | TAB no. | Horse (Barrier)              | 2200m to     | 2000m to     | 1800m to     | 1600m to     | 1400m to     | 1200m to     | 1000m to    | 800m to     | 600m to     | 400m to     | 200m to   | Total or       | Margin |
|--------|---------|------------------------------|--------------|--------------|--------------|--------------|--------------|--------------|-------------|-------------|-------------|-------------|-----------|----------------|--------|
| 10th   | 5       | <b>Samanthas Moon (9)</b>    | <b>2000m</b> | <b>1800m</b> | <b>1600m</b> | <b>1400m</b> | <b>1200m</b> | <b>1000m</b> | <b>800m</b> | <b>600m</b> | <b>400m</b> | <b>200m</b> | <b>WP</b> | <b>Average</b> |        |
|        |         | Position in running (margin) | 10(34.4)     | 10(30.6)     | 10(27.2)     | 10(19.3)     | 10(11.8)     | 10(10.7)     | 10(8.8)     | 9(8.0)      | 9(7.6)      | 9(8.1)      | 8(5.1)    |                | 6.80   |
|        |         | Sectional time (s)           | 14.91        | 14.61        | 14.81        | 15.43        | 16.15        | 15.86        | 14.99       | 14.89       | 15.10       | 14.65       | 14.97     |                |        |
|        |         | Cumulative time (s)          | 166.37       | 151.46       | 136.85       | 122.04       | 106.61       | 90.46        | 74.60       | 59.61       | 44.72       | 29.62       | 14.97     | 3:24.70        |        |
|        |         | Speed (m/s)                  | 13.41        | 13.69        | 13.50        | 12.96        | 12.38        | 12.61        | 13.34       | 13.43       | 13.25       | 13.65       | 13.36     | 12.70          |        |
|        |         | Stride length (m)            | 6.22         | 6.35         | 6.27         | 6.15         | 6.01         | 6.03         | 6.18        | 6.37        | 6.25        | 6.24        | 6.31      | 6.04           |        |
|        |         | Stride duration (s)          | 0.464        | 0.464        | 0.464        | 0.475        | 0.485        | 0.478        | 0.464       | 0.474       | 0.472       | 0.457       | 0.472     | 0.476          |        |
|        |         | Stride efficiency (%)        | 60.49        | 62.98        | 61.44        | 59.18        | 56.45        | 56.77        | 59.75       | 63.46       | 61.12       | 60.89       | 62.28     | 57.04          |        |
|        |         | Stride count                 | 32.14        | 31.50        | 31.89        | 32.50        | 33.28        | 33.18        | 32.34       | 31.38       | 31.98       | 32.04       | 31.68     | 430.33         |        |

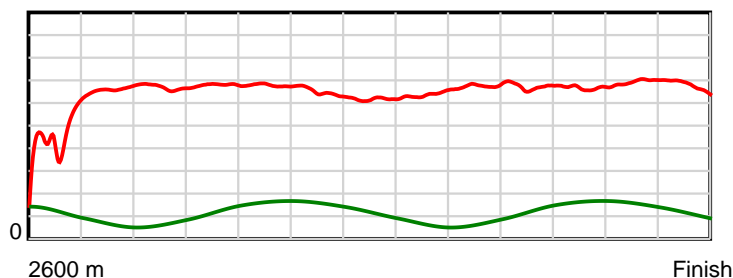
10 m Stride length



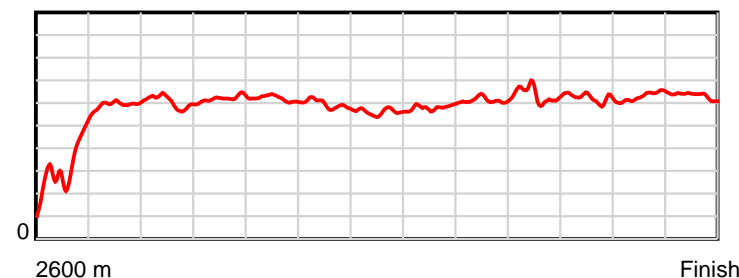
0.6 s Stride duration



20 m/sec Speed



100 % Stride efficiency



Note: Horizontal distance axis grid lines are 200m furlongs.

## Disclaimer.

HRNZ and NZMTC and Thoroughbred Ratings Pty Ltd accepts no responsibility for the completeness or accuracy of any of the information contained herein, and makes no representations about its suitability for any particular purpose. Users should make their own judgements about those matters and/or seek independent advice. You assume all risks associated with use of the data provided on this page.



# Race Results



June 24, 2022, Race 4, AVON CITY FORD HANDICAP TROT, Distance 2600m, Addington - Survey 3200m

| Result | TAB no. | Horse (Barrier)              | 2600 to | 2400m to |
|--------|---------|------------------------------|---------|----------|
| 11th   | 11      | Lauries Legacy (1)           | 2400m   | 2200m    |
|        |         | Position in running (margin) | -       | 11(49.9) |
|        |         | Sectional time (s)           | 25.19   | 16.79    |
|        |         | Cumulative time (s)          | 208.83  | 183.64   |
|        |         | Speed (m/s)                  | 7.94    | 11.91    |
|        |         | Stride length (m)            | 4.06    | 5.25     |
|        |         | Stride duration (s)          | 0.469   | 0.441    |
|        |         | Stride efficiency (%)        | 25.80   | 43.07    |
|        |         | Stride count                 | 49.22   | 38.09    |

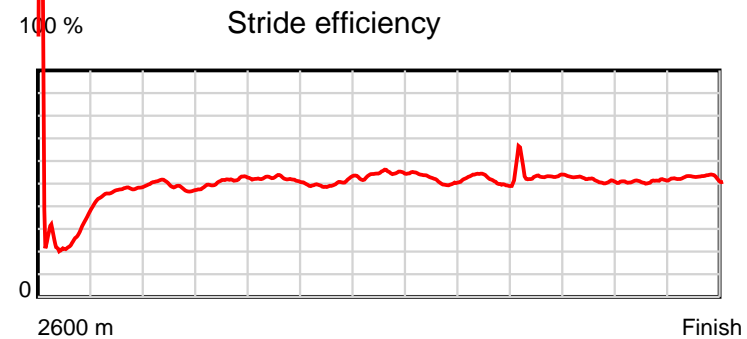
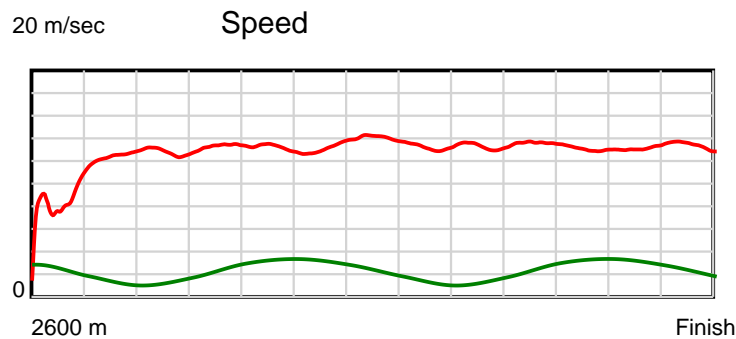
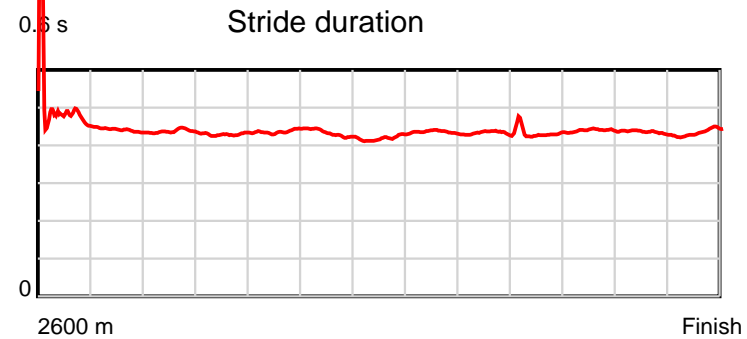
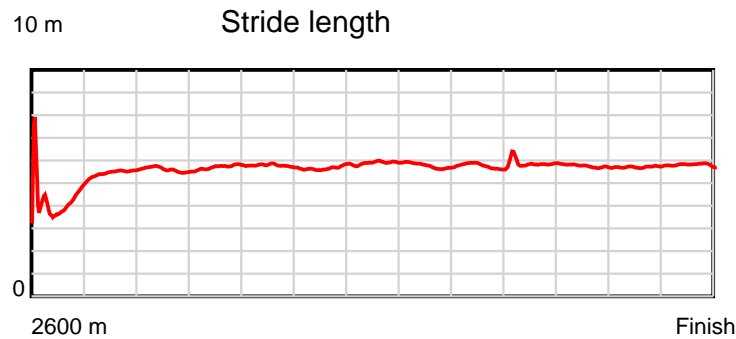
#### Disclaimer.

HRNZ and NZMTC and Thoroughbred Ratings Pty Ltd accepts no responsibility for the completeness or accuracy of any of the information contained herein, and makes no representations about its suitability for any particular purpose. Users should make their own judgements about those matters and/or seek independent advice. You assume all risks associated with use of the data provided on this page.

# Race Results

June 24, 2022, Race 4, AVON CITY FORD HANDICAP TROT, Distance 2600m, Addington - Survey 3200m

| Result | TAB no. | Horse (Barrier)              | 2200m to | 2000m to | 1800m to | 1600m to | 1400m to | 1200m to | 1000m to | 800m to  | 600m to  | 400m to  | 200m to  | Total or | Margin |
|--------|---------|------------------------------|----------|----------|----------|----------|----------|----------|----------|----------|----------|----------|----------|----------|--------|
| 11th   | 11      | Lauries Legacy (1)           | 2000m    | 1800m    | 1600m    | 1400m    | 1200m    | 1000m    | 800m     | 600m     | 400m     | 200m     | WP       | Average  |        |
|        |         | Position in running (margin) | 11(56.9) | 11(58.0) | 11(57.4) | 11(53.5) | 11(46.0) | 11(33.6) | 11(29.0) | 11(28.6) | 11(27.4) | 11(29.2) | 11(30.3) |          | 31.10  |
|        |         | Sectional time (s)           | 15.72    | 15.08    | 15.47    | 15.44    | 14.28    | 15.40    | 15.07    | 14.76    | 15.31    | 15.33    | 14.99    |          |        |
|        |         | Cumulative time (s)          | 166.85   | 151.13   | 136.05   | 120.58   | 105.14   | 90.86    | 75.46    | 60.39    | 45.63    | 30.32    | 14.99    | 3:28.83  |        |
|        |         | Speed (m/s)                  | 12.72    | 13.26    | 12.93    | 12.95    | 14.01    | 12.99    | 13.27    | 13.55    | 13.06    | 13.05    | 13.34    | 12.45    |        |
|        |         | Stride length (m)            | 5.56     | 5.69     | 5.66     | 5.59     | 5.88     | 5.65     | 5.73     | 5.86     | 5.75     | 5.67     | 5.82     | 5.50     |        |
|        |         | Stride duration (s)          | 0.437    | 0.429    | 0.437    | 0.431    | 0.420    | 0.435    | 0.432    | 0.432    | 0.440    | 0.434    | 0.436    | 0.442    |        |
|        |         | Stride efficiency (%)        | 48.37    | 50.60    | 50.00    | 48.77    | 54.11    | 49.96    | 51.38    | 53.62    | 51.63    | 50.19    | 52.84    | 47.33    |        |
|        |         | Stride count                 | 35.95    | 35.15    | 35.36    | 35.80    | 33.99    | 35.37    | 34.88    | 34.14    | 34.79    | 35.29    | 34.39    | 472.42   |        |



Note: Horizontal distance axis grid lines are 200m furlongs.

#### Disclaimer.

HRNZ and NZMTC and Thoroughbred Ratings Pty Ltd accepts no responsibility for the completeness or accuracy of any of the information contained herein, and makes no representations about its suitability for any particular purpose. Users should make their own judgements about those matters and/or seek independent advice. You assume all risks associated with use of the data provided on this page.

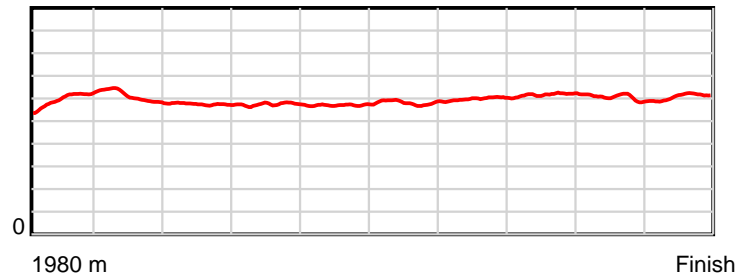


# Race Results

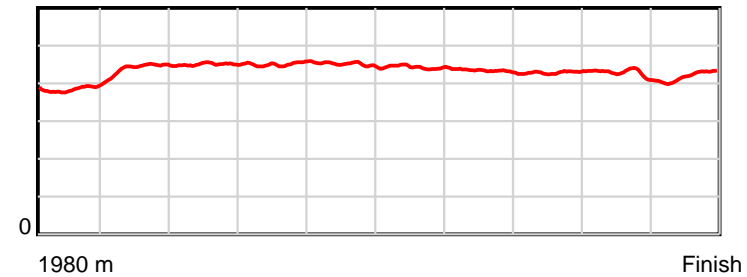
June 24, 2022, Race 5, , Distance 1980m, Addington - Survey 1980m

| Result | TAB no. | Horse (Barrier)              | 1980 to | 1800m to | 1600m to | 1400m to | 1200m to | 1000m to | 800m to | 600m to | 400m to | 200m to | Total or | Margin |
|--------|---------|------------------------------|---------|----------|----------|----------|----------|----------|---------|---------|---------|---------|----------|--------|
| 1st    | 3       | Evangelist (3)               | 1800m   | 1600m    | 1400m    | 1200m    | 1000m    | 800m     | 600m    | 400m    | 200m    | WP      | Average  |        |
|        |         | Position in running (margin) | -       | 2(1.4)   | 2(1.7)   | 2(1.9)   | 2(1.4)   | 2(2.1)   | 3(2.3)  | 3(2.2)  | 3(1.3)  | 3(1.0)  |          | 0.00   |
|        |         | Sectional time (s)           | 11.59   | 14.62    | 15.65    | 15.65    | 15.86    | 15.32    | 14.52   | 13.96   | 14.19   | 13.79   |          |        |
|        |         | Cumulative time (s)          | 145.15  | 133.56   | 118.94   | 103.29   | 87.64    | 71.78    | 56.46   | 41.94   | 27.98   | 13.79   | 2:25.15  |        |
|        |         | Speed (m/s)                  | 15.52   | 13.68    | 12.78    | 12.78    | 12.61    | 13.05    | 13.77   | 14.33   | 14.09   | 14.50   | 13.64    |        |
|        |         | Stride length (m)            | 6.00    | 6.04     | 5.76     | 5.76     | 5.69     | 5.79     | 5.97    | 6.14    | 6.03    | 6.09    | 5.92     |        |
|        |         | Stride duration (s)          | 0.385   | 0.441    | 0.450    | 0.451    | 0.451    | 0.443    | 0.434   | 0.428   | 0.427   | 0.420   | 0.434    |        |
|        |         | Stride efficiency (%)        | 56.19   | 56.97    | 51.78    | 51.90    | 50.54    | 52.30    | 55.76   | 58.87   | 56.74   | 57.87   | 54.77    |        |
|        |         | Stride count                 | 30.02   | 33.12    | 34.75    | 34.70    | 35.17    | 34.57    | 33.48   | 32.58   | 33.19   | 32.86   | 334.44   |        |

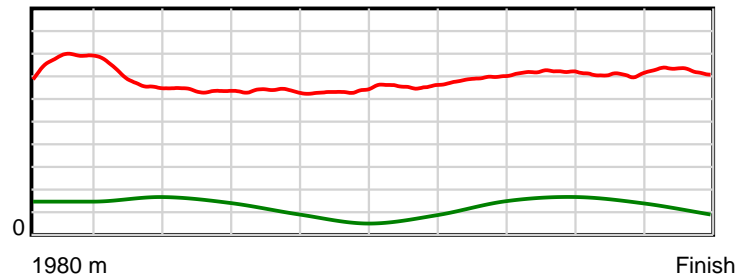
10 m Stride length



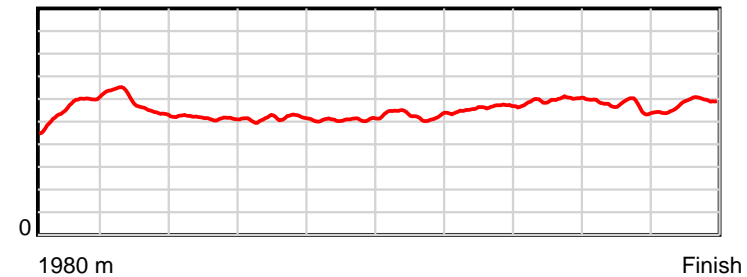
0.6 s Stride duration



20 m/sec Speed



100 % Stride efficiency



Note: Horizontal distance axis grid lines are 200m furlongs.

## Disclaimer.

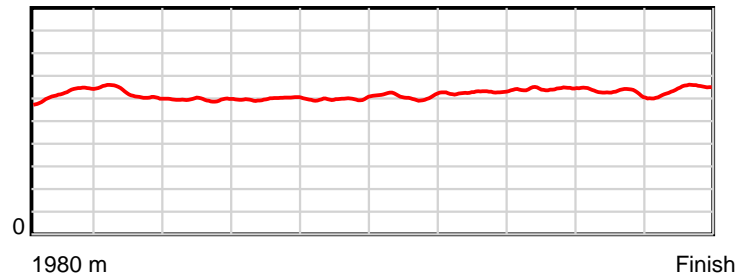
HRNZ and NZMTC and Thoroughbred Ratings Pty Ltd accepts no responsibility for the completeness or accuracy of any of the information contained herein, and makes no representations about its suitability for any particular purpose. Users should make their own judgements about those matters and/or seek independent advice. You assume all risks associated with use of the data provided on this page.

# Race Results

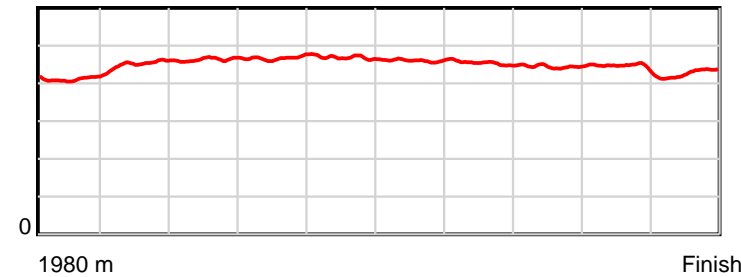
June 24, 2022, Race 5, , Distance 1980m, Addington - Survey 1980m

| Result | TAB no. | Horse (Barrier)              | 1980 to | 1800m to | 1600m to | 1400m to | 1200m to | 1000m to | 800m to | 600m to | 400m to | 200m to | Total or | Margin |
|--------|---------|------------------------------|---------|----------|----------|----------|----------|----------|---------|---------|---------|---------|----------|--------|
| 2nd    | 10      | All By Myself (10)           | 1800m   | 1600m    | 1400m    | 1200m    | 1000m    | 800m     | 600m    | 400m    | 200m    | WP      | Average  |        |
|        |         | Position in running (margin) | -       | 8(5.3)   | 7(6.0)   | 6(5.5)   | 6(5.3)   | 6(5.4)   | 7(5.6)  | 10(5.5) | 9(4.9)  | 8(4.4)  |          | 1.10   |
|        |         | Sectional time (s)           | 12.25   | 14.69    | 15.53    | 15.70    | 15.76    | 15.33    | 14.52   | 14.00   | 14.16   | 13.42   |          |        |
|        |         | Cumulative time (s)          | 145.36  | 133.11   | 118.42   | 102.89   | 87.19    | 71.43    | 56.10   | 41.58   | 27.58   | 13.42   | 2:25.36  |        |
|        |         | Speed (m/s)                  | 14.70   | 13.61    | 12.88    | 12.74    | 12.69    | 13.05    | 13.77   | 14.29   | 14.12   | 14.90   | 13.62    |        |
|        |         | Stride length (m)            | 6.23    | 6.16     | 5.97     | 5.95     | 5.95     | 6.00     | 6.25    | 6.35    | 6.29    | 6.36    | 6.15     |        |
|        |         | Stride duration (s)          | 0.411   | 0.452    | 0.463    | 0.467    | 0.469    | 0.460    | 0.454   | 0.445   | 0.445   | 0.427   | 0.451    |        |
|        |         | Stride efficiency (%)        | 60.69   | 59.24    | 55.63    | 55.28    | 55.28    | 56.35    | 61.04   | 63.10   | 61.83   | 63.30   | 59.03    |        |
|        |         | Stride count                 | 28.88   | 32.48    | 33.52    | 33.63    | 33.63    | 33.31    | 32.00   | 31.47   | 31.80   | 31.42   | 322.14   |        |

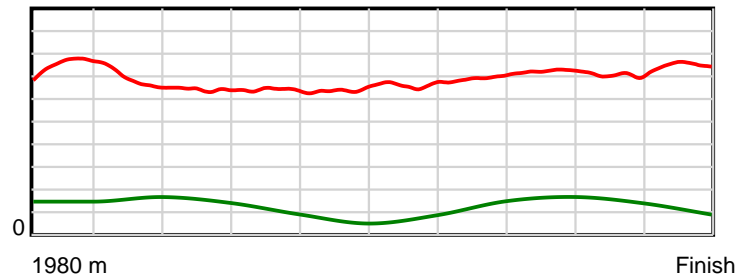
10 m Stride length



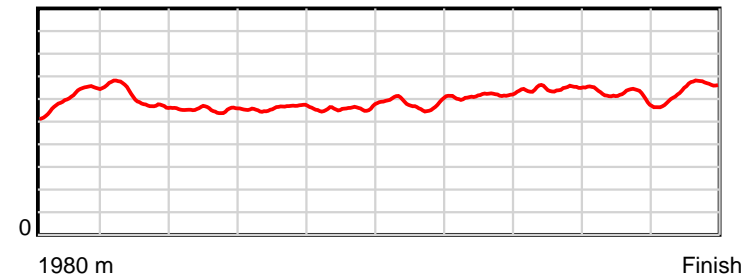
0.6 s Stride duration



20 m/sec Speed



100 % Stride efficiency



Note: Horizontal distance axis grid lines are 200m furlongs.

## Disclaimer.

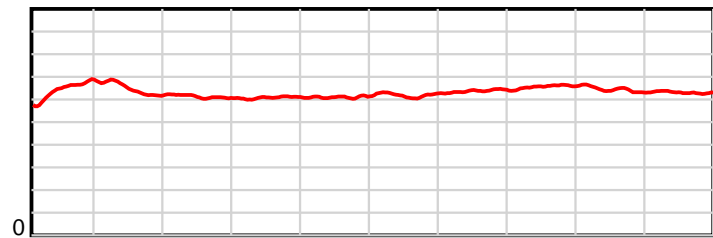
HRNZ and NZMTC and Thoroughbred Ratings Pty Ltd accepts no responsibility for the completeness or accuracy of any of the information contained herein, and makes no representations about its suitability for any particular purpose. Users should make their own judgements about those matters and/or seek independent advice. You assume all risks associated with use of the data provided on this page.

# Race Results

June 24, 2022, Race 5, , Distance 1980m, Addington - Survey 1980m

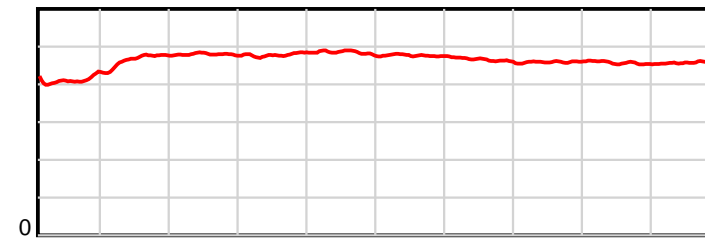
| Result | TAB no. | Horse (Barrier)              | 1980 to | 1800m to | 1600m to | 1400m to | 1200m to | 1000m to | 800m to | 600m to | 400m to | 200m to | Total or | Margin |
|--------|---------|------------------------------|---------|----------|----------|----------|----------|----------|---------|---------|---------|---------|----------|--------|
| 3rd    | 6       | Kikorangi Blue (6)           | 1800m   | 1600m    | 1400m    | 1200m    | 1000m    | 800m     | 600m    | 400m    | 200m    | WP      | Average  |        |
|        |         | Position in running (margin) | -       | 1(0.0)   | 1(0.0)   | 1(0.0)   | 1(0.0)   | 1(0.0)   | 1(0.0)  | 1(0.0)  | 1(0.0)  | 1(0.0)  |          | 3.20   |
|        |         | Sectional time (s)           | 11.37   | 14.57    | 15.62    | 15.73    | 15.74    | 15.29    | 14.54   | 14.10   | 14.24   | 14.59   |          |        |
|        |         | Cumulative time (s)          | 145.79  | 134.42   | 119.85   | 104.23   | 88.50    | 72.76    | 57.47   | 42.93   | 28.83   | 14.59   | 2:25.79  |        |
|        |         | Speed (m/s)                  | 15.84   | 13.73    | 12.80    | 12.71    | 12.71    | 13.08    | 13.76   | 14.18   | 14.04   | 13.71   | 13.58    |        |
|        |         | Stride length (m)            | 6.53    | 6.41     | 6.14     | 6.08     | 6.15     | 6.23     | 6.39    | 6.52    | 6.42    | 6.29    | 6.31     |        |
|        |         | Stride duration (s)          | 0.412   | 0.467    | 0.480    | 0.478    | 0.484    | 0.477    | 0.465   | 0.459   | 0.457   | 0.459   | 0.465    |        |
|        |         | Stride efficiency (%)        | 66.67   | 64.24    | 58.95    | 57.78    | 59.16    | 60.71    | 63.87   | 66.40   | 64.33   | 61.80   | 62.25    |        |
|        |         | Stride count                 | 27.56   | 31.19    | 32.56    | 32.89    | 32.50    | 32.09    | 31.28   | 30.68   | 31.17   | 31.80   | 313.72   |        |

10 m Stride length



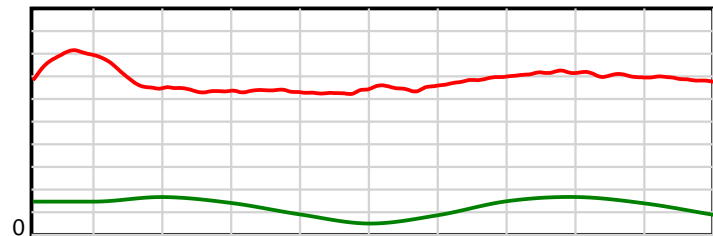
1980 m Finish

0.6 s Stride duration



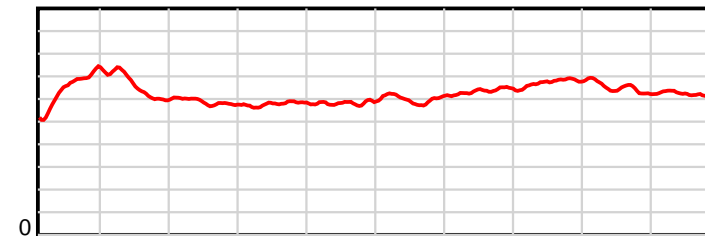
1980 m Finish

20 m/sec Speed



1980 m Finish

100 % Stride efficiency



1980 m Finish

Note: Horizontal distance axis grid lines are 200m furlongs.

### Disclaimer.

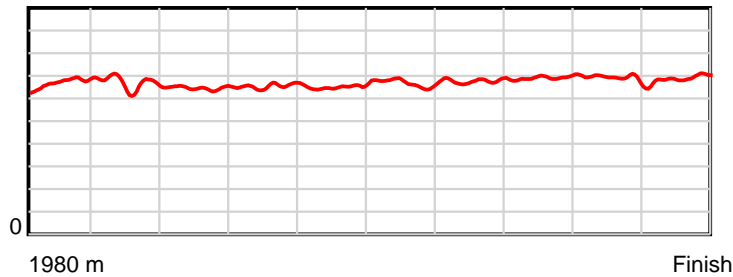
HRNZ and NZMTC and Thoroughbred Ratings Pty Ltd accepts no responsibility for the completeness or accuracy of any of the information contained herein, and makes no representations about its suitability for any particular purpose. Users should make their own judgements about those matters and/or seek independent advice. You assume all risks associated with use of the data provided on this page.

# Race Results

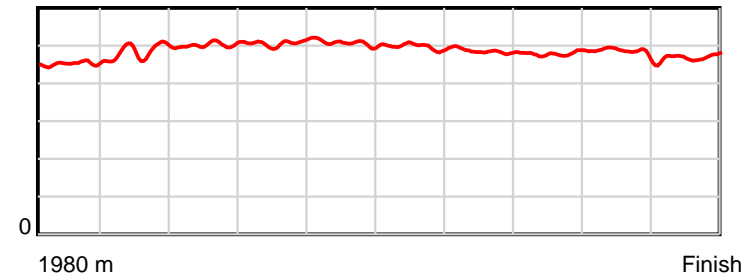
June 24, 2022, Race 5, , Distance 1980m, Addington - Survey 1980m

| Result | TAB no. | Horse (Barrier)              | 1980 to      | 1800m to     | 1600m to     | 1400m to     | 1200m to     | 1000m to    | 800m to     | 600m to     | 400m to     | 200m to   | Total or       | Margin |
|--------|---------|------------------------------|--------------|--------------|--------------|--------------|--------------|-------------|-------------|-------------|-------------|-----------|----------------|--------|
| 4th    | 11      | <b>Classy Dancer (11)</b>    | <b>1800m</b> | <b>1600m</b> | <b>1400m</b> | <b>1200m</b> | <b>1000m</b> | <b>800m</b> | <b>600m</b> | <b>400m</b> | <b>200m</b> | <b>WP</b> | <b>Average</b> |        |
|        |         | Position in running (margin) | -            | 9(6.5)       | 10(8.9)      | 8(7.5)       | 8(6.8)       | 8(6.3)      | 9(7.5)      | 12(7.3)     | 12(7.5)     | 10(5.9)   |                | 3.80   |
|        |         | Sectional time (s)           | 12.43        | 14.97        | 15.40        | 15.61        | 15.66        | 15.48       | 14.51       | 14.13       | 13.98       | 13.66     |                |        |
|        |         | Cumulative time (s)          | 145.83       | 133.40       | 118.43       | 103.03       | 87.42        | 71.76       | 56.28       | 41.77       | 27.64       | 13.66     | 2:25.83        |        |
|        |         | Speed (m/s)                  | 14.48        | 13.36        | 12.99        | 12.81        | 12.77        | 12.92       | 13.78       | 14.15       | 14.31       | 14.64     | 13.58          |        |
|        |         | Stride length (m)            | 6.72         | 6.50         | 6.53         | 6.49         | 6.48         | 6.41        | 6.69        | 6.79        | 6.88        | 6.91      | 6.63           |        |
|        |         | Stride duration (s)          | 0.452        | 0.486        | 0.502        | 0.507        | 0.507        | 0.496       | 0.485       | 0.479       | 0.481       | 0.472     | 0.489          |        |
|        |         | Stride efficiency (%)        | 70.55        | 65.94        | 66.57        | 65.86        | 65.52        | 64.27       | 69.87       | 71.96       | 74.01       | 74.61     | 68.76          |        |
|        |         | Stride count                 | 26.79        | 30.79        | 30.64        | 30.81        | 30.89        | 31.19       | 29.91       | 29.47       | 29.06       | 28.94     | 298.49         |        |

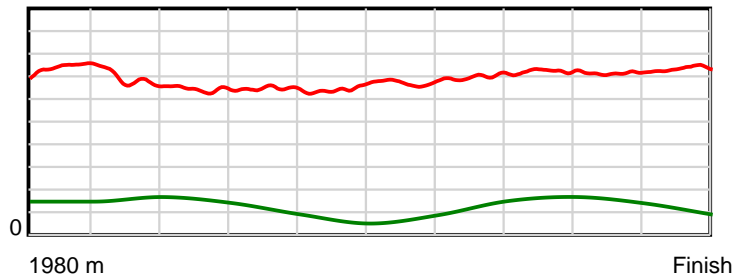
10 m Stride length



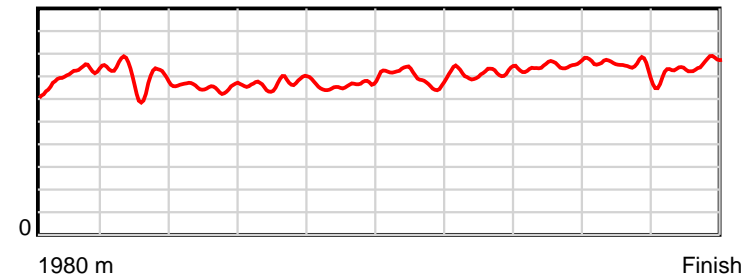
0.6 s Stride duration



20 m/sec Speed



100 % Stride efficiency



Note: Horizontal distance axis grid lines are 200m furlongs.

## Disclaimer.

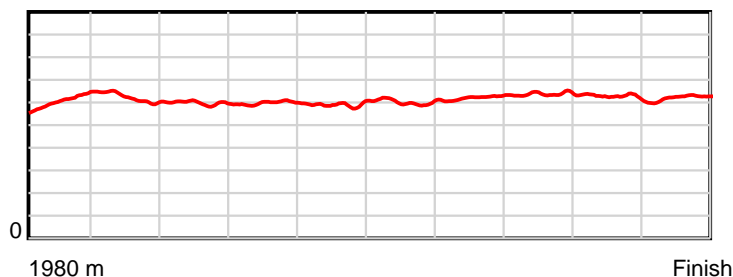
HRNZ and NZMTC and Thoroughbred Ratings Pty Ltd accepts no responsibility for the completeness or accuracy of any of the information contained herein, and makes no representations about its suitability for any particular purpose. Users should make their own judgements about those matters and/or seek independent advice. You assume all risks associated with use of the data provided on this page.

# Race Results

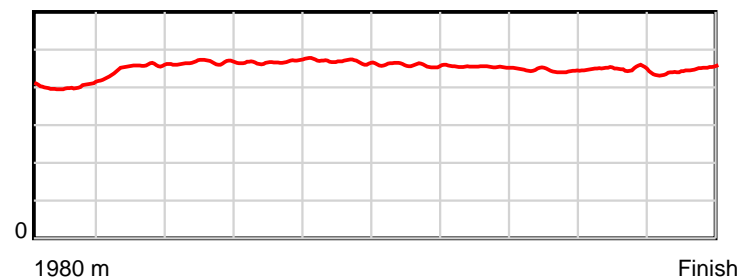
June 24, 2022, Race 5, , Distance 1980m, Addington - Survey 1980m

| Result | TAB no. | Horse (Barrier)              | 1980 to | 1800m to | 1600m to | 1400m to | 1200m to | 1000m to | 800m to | 600m to | 400m to | 200m to | Total or | Margin |
|--------|---------|------------------------------|---------|----------|----------|----------|----------|----------|---------|---------|---------|---------|----------|--------|
| 5th    | 1       | Mitsi Gaynor (1)             | 1800m   | 1600m    | 1400m    | 1200m    | 1000m    | 800m     | 600m    | 400m    | 200m    | WP      | Average  |        |
|        |         | Position in running (margin) | -       | 4(2.7)   | 4(5.3)   | 4(4.4)   | 4(3.8)   | 5(4.6)   | 5(4.2)  | 6(4.0)  | 6(3.1)  | 5(3.4)  |          | 5.00   |
|        |         | Sectional time (s)           | 11.81   | 15.00    | 15.48    | 15.63    | 15.87    | 15.23    | 14.51   | 13.94   | 14.30   | 14.03   |          |        |
|        |         | Cumulative time (s)          | 145.80  | 133.99   | 118.99   | 103.51   | 87.88    | 72.01    | 56.78   | 42.27   | 28.33   | 14.03   | 2:25.80  |        |
|        |         | Speed (m/s)                  | 15.24   | 13.33    | 12.92    | 12.80    | 12.60    | 13.13    | 13.78   | 14.35   | 13.99   | 14.26   | 13.58    |        |
|        |         | Stride length (m)            | 6.16    | 6.03     | 6.02     | 5.99     | 5.90     | 6.03     | 6.26    | 6.38    | 6.28    | 6.35    | 6.13     |        |
|        |         | Stride duration (s)          | 0.401   | 0.452    | 0.466    | 0.468    | 0.468    | 0.459    | 0.454   | 0.445   | 0.449   | 0.446   | 0.452    |        |
|        |         | Stride efficiency (%)        | 59.25   | 56.79    | 56.61    | 56.00    | 54.46    | 56.81    | 61.17   | 63.56   | 61.55   | 63.06   | 58.80    |        |
|        |         | Stride count                 | 29.23   | 33.18    | 33.23    | 33.41    | 33.88    | 33.17    | 31.97   | 31.36   | 31.87   | 31.48   | 322.78   |        |

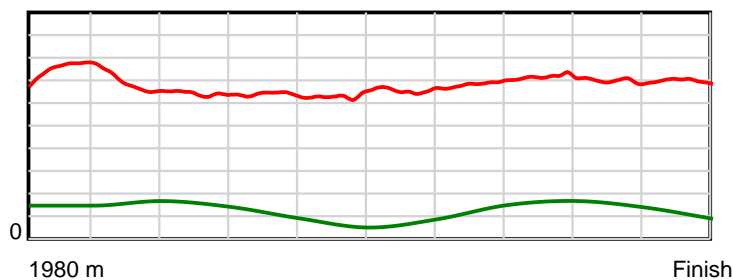
10 m Stride length



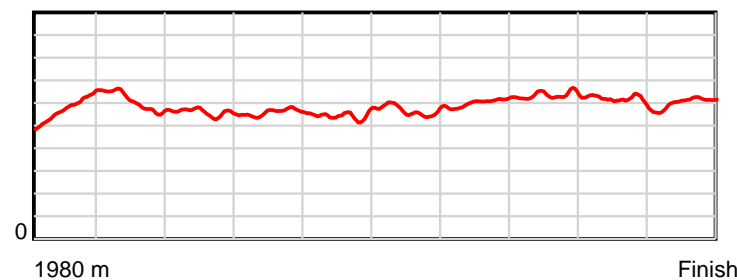
0.6 s Stride duration



20 m/sec Speed



100 % Stride efficiency



Note: Horizontal distance axis grid lines are 200m furlongs.

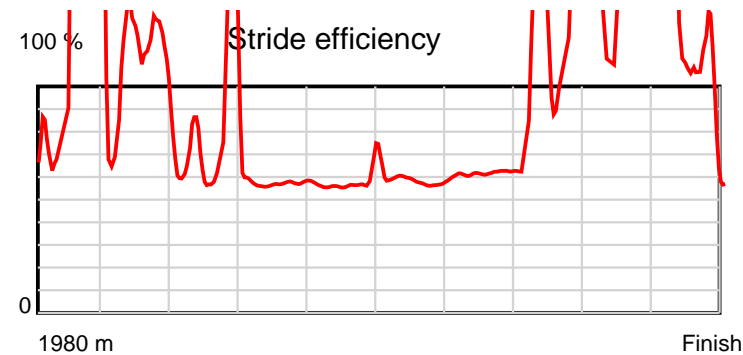
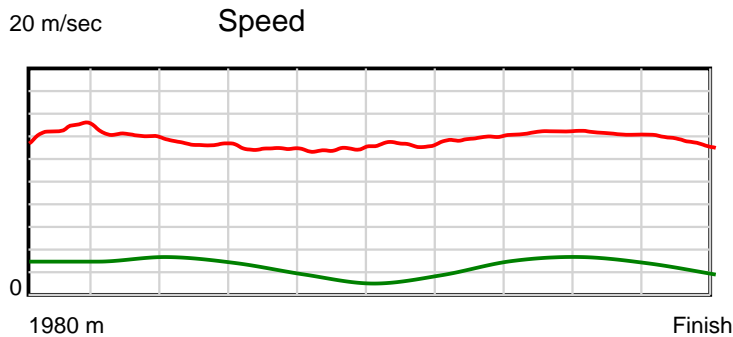
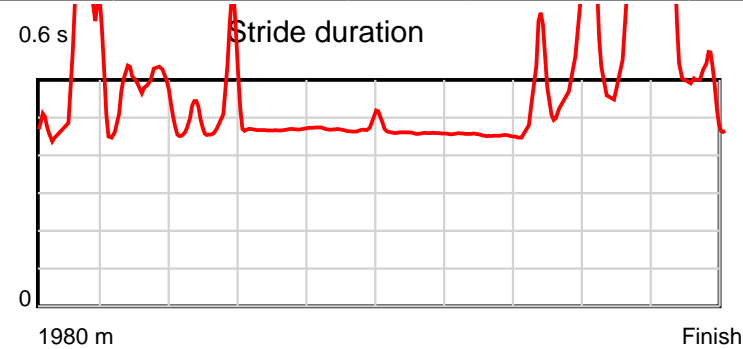
## Disclaimer.

HRNZ and NZMTC and Thoroughbred Ratings Pty Ltd accepts no responsibility for the completeness or accuracy of any of the information contained herein, and makes no representations about its suitability for any particular purpose. Users should make their own judgements about those matters and/or seek independent advice. You assume all risks associated with use of the data provided on this page.

# Race Results

June 24, 2022, Race 5, , Distance 1980m, Addington - Survey 1980m

| Result | TAB no. | Horse (Barrier)              | 1980 to      | 1800m to     | 1600m to     | 1400m to     | 1200m to     | 1000m to    | 800m to     | 600m to     | 400m to     | 200m to   | Total or       | Margin |
|--------|---------|------------------------------|--------------|--------------|--------------|--------------|--------------|-------------|-------------|-------------|-------------|-----------|----------------|--------|
| 6th    | 7       | <b>Sweet Belle (7)</b>       | <b>1800m</b> | <b>1600m</b> | <b>1400m</b> | <b>1200m</b> | <b>1000m</b> | <b>800m</b> | <b>600m</b> | <b>400m</b> | <b>200m</b> | <b>WP</b> | <b>Average</b> |        |
|        |         | Position in running (margin) | -            | 7(5.0)       | 6(5.7)       | 3(3.6)       | 3(2.4)       | 3(2.7)      | 2(1.4)      | 2(0.9)      | 2(0.5)      | 2(0.9)    |                | 5.90   |
|        |         | Sectional time (s)           | 12.17        | 14.70        | 15.27        | 15.53        | 15.79        | 15.09       | 14.45       | 14.03       | 14.31       | 14.86     |                |        |
|        |         | Cumulative time (s)          | 146.20       | 134.03       | 119.33       | 104.06       | 88.53        | 72.74       | 57.65       | 43.20       | 29.17       | 14.86     | 2:26.20        |        |
|        |         | Speed (m/s)                  | 14.79        | 13.61        | 13.10        | 12.88        | 12.67        | 13.25       | 13.84       | 14.26       | 13.98       | 13.46     | 13.54          |        |
|        |         | Stride length (m)            | 7.61         | 7.18         | 6.78         | 6.04         | 5.98         | 6.09        | 6.27        | 8.69        | 12.03       | 7.73      | 7.13           |        |
|        |         | Stride duration (s)          | 0.512        | 0.528        | 0.517        | 0.469        | 0.472        | 0.459       | 0.453       | 0.609       | 0.860       | 0.575     | 0.526          |        |
|        |         | Stride efficiency (%)        | 90.52        | 80.62        | 71.82        | 56.93        | 55.92        | 57.88       | 61.39       | 117.91      | 226.06      | 93.39     | 79.35          |        |
|        |         | Stride count                 | 23.65        | 27.85        | 29.50        | 33.14        | 33.43        | 32.86       | 31.91       | 23.02       | 16.63       | 25.87     | 277.86         |        |



Note: Horizontal distance axis grid lines are 200m furlongs.

**Disclaimer.**

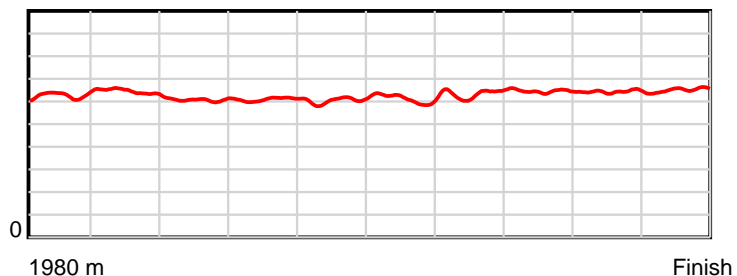
HRNZ and NZMTC and Thoroughbred Ratings Pty Ltd accepts no responsibility for the completeness or accuracy of any of the information contained herein, and makes no representations about its suitability for any particular purpose. Users should make their own judgements about those matters and/or seek independent advice. You assume all risks associated with use of the data provided on this page.

# Race Results

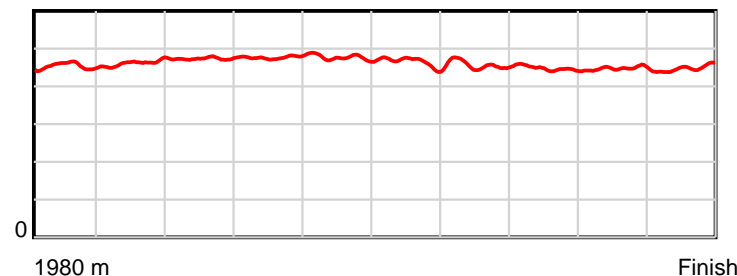
June 24, 2022, Race 5, , Distance 1980m, Addington - Survey 1980m

| Result | TAB no. | Horse (Barrier)               | 1980 to      | 1800m to     | 1600m to     | 1400m to     | 1200m to     | 1000m to    | 800m to     | 600m to     | 400m to     | 200m to   | Total or       | Margin |
|--------|---------|-------------------------------|--------------|--------------|--------------|--------------|--------------|-------------|-------------|-------------|-------------|-----------|----------------|--------|
| 7th    | 14      | <b>Superstar Lege... (14)</b> | <b>1800m</b> | <b>1600m</b> | <b>1400m</b> | <b>1200m</b> | <b>1000m</b> | <b>800m</b> | <b>600m</b> | <b>400m</b> | <b>200m</b> | <b>WP</b> | <b>Average</b> |        |
|        |         | Position in running (margin)  | -            | 14(12.2)     | 12(11.7)     | 12(11.5)     | 12(10.9)     | 13(11.2)    | 13(10.8)    | 14(10.0)    | 14(9.2)     | 14(7.7)   |                | 6.80   |
|        |         | Sectional time (s)            | 13.37        | 14.49        | 15.60        | 15.64        | 15.78        | 15.23       | 14.40       | 13.97       | 14.00       | 13.87     |                |        |
|        |         | Cumulative time (s)           | 146.35       | 132.98       | 118.49       | 102.89       | 87.25        | 71.47       | 56.24       | 41.84       | 27.87       | 13.87     | 2:26.35        |        |
|        |         | Speed (m/s)                   | 13.46        | 13.80        | 12.82        | 12.79        | 12.67        | 13.13       | 13.89       | 14.32       | 14.29       | 14.42     | 13.53          |        |
|        |         | Stride length (m)             | 6.31         | 6.38         | 6.07         | 6.10         | 6.03         | 6.10        | 6.35        | 6.41        | 6.39        | 6.46      | 6.26           |        |
|        |         | Stride duration (s)           | 0.455        | 0.462        | 0.473        | 0.477        | 0.476        | 0.464       | 0.457       | 0.448       | 0.447       | 0.448     | 0.462          |        |
|        |         | Stride efficiency (%)         | 62.30        | 63.55        | 57.60        | 58.15        | 56.91        | 58.08       | 62.95       | 64.16       | 63.83       | 65.20     | 61.15          |        |
|        |         | Stride count                  | 28.51        | 31.36        | 32.94        | 32.78        | 33.14        | 32.81       | 31.51       | 31.21       | 31.29       | 30.96     | 316.51         |        |

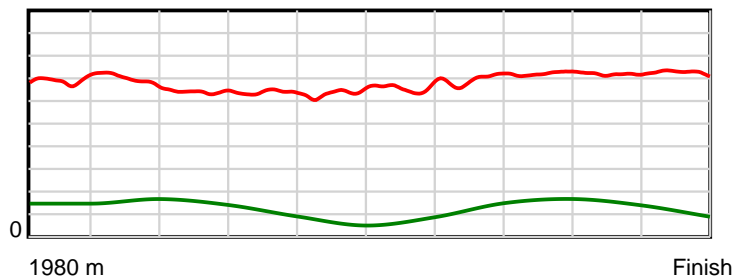
10 m Stride length



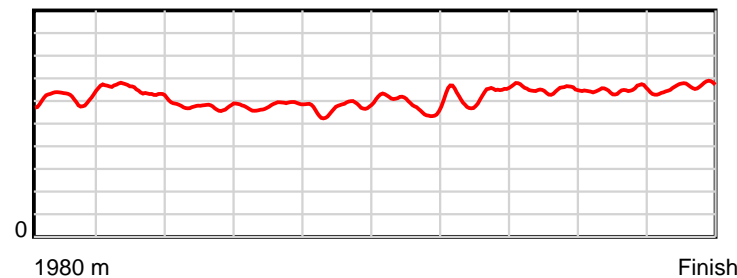
0.6 s Stride duration



20 m/sec Speed



100 % Stride efficiency



Note: Horizontal distance axis grid lines are 200m furlongs.

## Disclaimer.

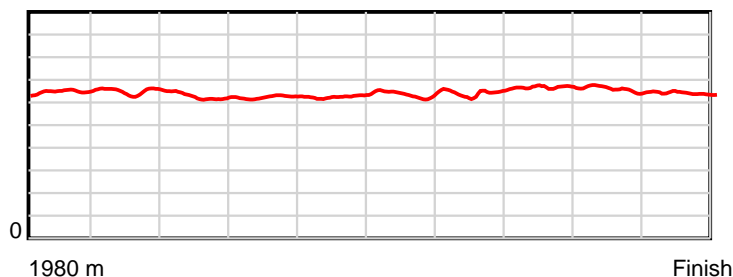
HRNZ and NZMTC and Thoroughbred Ratings Pty Ltd accepts no responsibility for the completeness or accuracy of any of the information contained herein, and makes no representations about its suitability for any particular purpose. Users should make their own judgements about those matters and/or seek independent advice. You assume all risks associated with use of the data provided on this page.

# Race Results

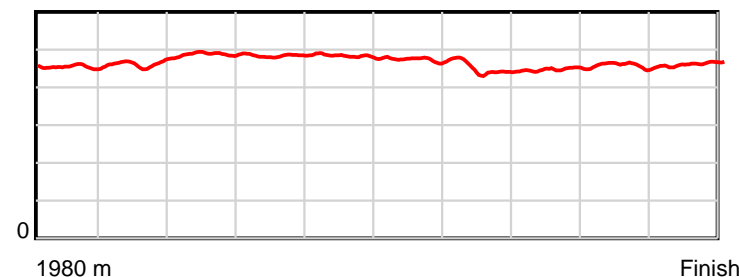
June 24, 2022, Race 5, , Distance 1980m, Addington - Survey 1980m

| Result | TAB no. | Horse (Barrier)              | 1980 to      | 1800m to     | 1600m to     | 1400m to     | 1200m to     | 1000m to    | 800m to     | 600m to     | 400m to     | 200m to   | Total or       | Margin |
|--------|---------|------------------------------|--------------|--------------|--------------|--------------|--------------|-------------|-------------|-------------|-------------|-----------|----------------|--------|
| 8th    | 13      | <b>Shanika (13)</b>          | <b>1800m</b> | <b>1600m</b> | <b>1400m</b> | <b>1200m</b> | <b>1000m</b> | <b>800m</b> | <b>600m</b> | <b>400m</b> | <b>200m</b> | <b>WP</b> | <b>Average</b> |        |
|        |         | Position in running (margin) | -            | 11(9.5)      | 11(9.7)      | 11(11.1)     | 11(10.0)     | 11(10.0)    | 10(8.5)     | 8(5.2)      | 7(3.3)      | 6(4.1)    |                | 7.00   |
|        |         | Sectional time (s)           | 12.95        | 14.61        | 15.84        | 15.55        | 15.75        | 15.03       | 13.99       | 13.77       | 14.38       | 14.45     |                |        |
|        |         | Cumulative time (s)          | 146.32       | 133.37       | 118.76       | 102.92       | 87.37        | 71.62       | 56.59       | 42.60       | 28.83       | 14.45     | 2:26.32        |        |
|        |         | Speed (m/s)                  | 13.90        | 13.69        | 12.63        | 12.86        | 12.70        | 13.31       | 14.30       | 14.52       | 13.91       | 13.84     | 13.53          |        |
|        |         | Stride length (m)            | 6.49         | 6.34         | 6.16         | 6.22         | 6.14         | 6.31        | 6.40        | 6.49        | 6.37        | 6.40      | 6.33           |        |
|        |         | Stride duration (s)          | 0.454        | 0.463        | 0.488        | 0.483        | 0.483        | 0.474       | 0.448       | 0.447       | 0.458       | 0.463     | 0.468          |        |
|        |         | Stride efficiency (%)        | 65.89        | 62.74        | 59.28        | 60.41        | 58.83        | 62.14       | 64.06       | 65.82       | 63.36       | 64.05     | 62.55          |        |
|        |         | Stride count                 | 27.72        | 31.56        | 32.47        | 32.17        | 32.60        | 31.72       | 31.24       | 30.82       | 31.41       | 31.24     | 312.95         |        |

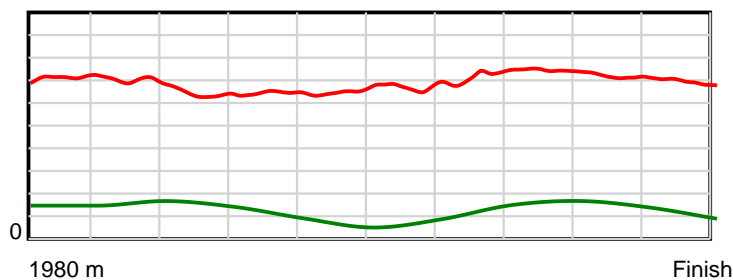
10 m Stride length



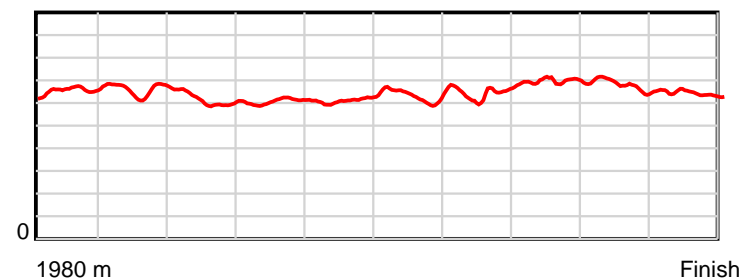
0.6 s Stride duration



20 m/sec Speed



100 % Stride efficiency



Note: Horizontal distance axis grid lines are 200m furlongs.

## Disclaimer.

HRNZ and NZMTC and Thoroughbred Ratings Pty Ltd accepts no responsibility for the completeness or accuracy of any of the information contained herein, and makes no representations about its suitability for any particular purpose. Users should make their own judgements about those matters and/or seek independent advice. You assume all risks associated with use of the data provided on this page.

# Race Results

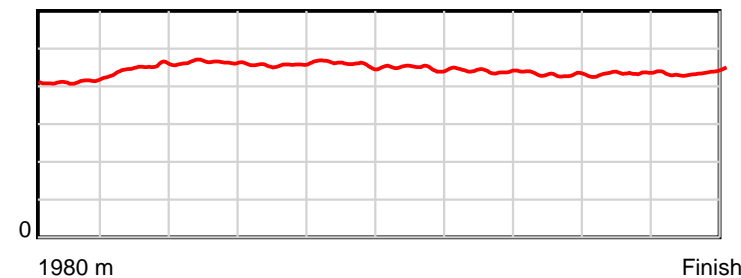
June 24, 2022, Race 5, , Distance 1980m, Addington - Survey 1980m

| Result | TAB no. | Horse (Barrier)              | 1980 to      | 1800m to     | 1600m to     | 1400m to     | 1200m to     | 1000m to    | 800m to     | 600m to     | 400m to     | 200m to   | Total or       | Margin |
|--------|---------|------------------------------|--------------|--------------|--------------|--------------|--------------|-------------|-------------|-------------|-------------|-----------|----------------|--------|
| 9th    | 2       | <b>Bizzie Lou (2)</b>        | <b>1800m</b> | <b>1600m</b> | <b>1400m</b> | <b>1200m</b> | <b>1000m</b> | <b>800m</b> | <b>600m</b> | <b>400m</b> | <b>200m</b> | <b>WP</b> | <b>Average</b> |        |
|        |         | Position in running (margin) | -            | 6(4.7)       | 8(7.5)       | 10(9.2)      | 9(7.8)       | 8(6.9)      | 11(6.1)     | 11(6.9)     | 12(6.1)     |           |                | 8.00   |
|        |         | Sectional time (s)           | 12.15        | 15.03        | 15.90        | 15.49        | 15.70        | 15.19       | 14.40       | 14.23       | 14.12       | 14.29     |                |        |
|        |         | Cumulative time (s)          | 146.50       | 134.35       | 119.32       | 103.42       | 87.93        | 72.23       | 57.04       | 42.64       | 28.41       | 14.29     | 2:26.50        |        |
|        |         | Speed (m/s)                  | 14.81        | 13.31        | 12.58        | 12.91        | 12.74        | 13.17       | 13.89       | 14.05       | 14.16       | 14.00     | 13.52          |        |
|        |         | Stride length (m)            | 6.13         | 5.97         | 5.84         | 5.90         | 5.85         | 5.91        | 6.12        | 6.06        | 6.16        | 6.10      | 6.00           |        |
|        |         | Stride duration (s)          | 0.412        | 0.449        | 0.464        | 0.457        | 0.459        | 0.449       | 0.440       | 0.431       | 0.435       | 0.436     | 0.444          |        |
|        |         | Stride efficiency (%)        | 58.78        | 55.68        | 53.26        | 54.32        | 53.56        | 54.66       | 58.44       | 57.33       | 59.32       | 58.20     | 56.27          |        |
|        |         | Stride count                 | 29.35        | 33.51        | 34.26        | 33.92        | 34.16        | 33.82       | 32.70       | 33.02       | 32.46       | 32.77     | 329.97         |        |

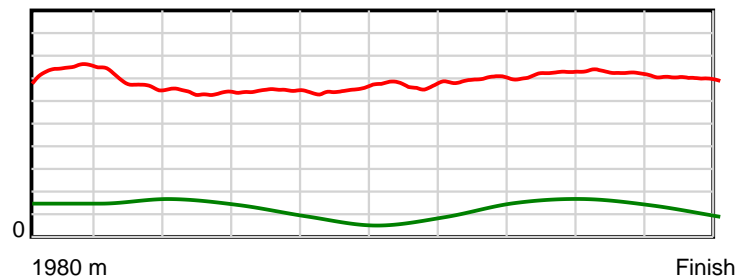
10 m Stride length



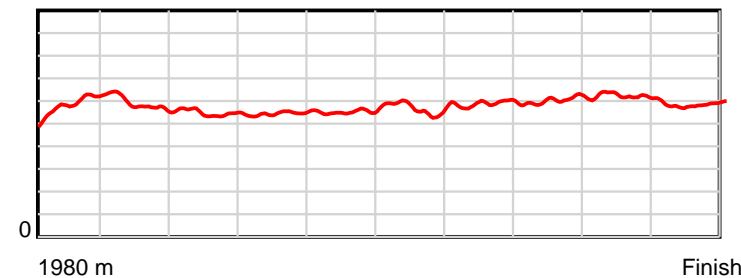
0.6 s Stride duration



20 m/sec Speed



100 % Stride efficiency



Note: Horizontal distance axis grid lines are 200m furlongs.

## Disclaimer.

HRNZ and NZMTC and Thoroughbred Ratings Pty Ltd accepts no responsibility for the completeness or accuracy of any of the information contained herein, and makes no representations about its suitability for any particular purpose. Users should make their own judgements about those matters and/or seek independent advice. You assume all risks associated with use of the data provided on this page.

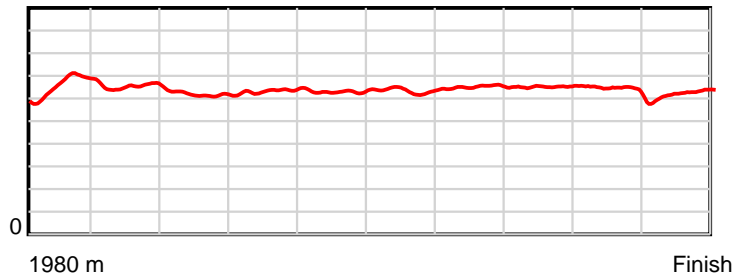


# Race Results

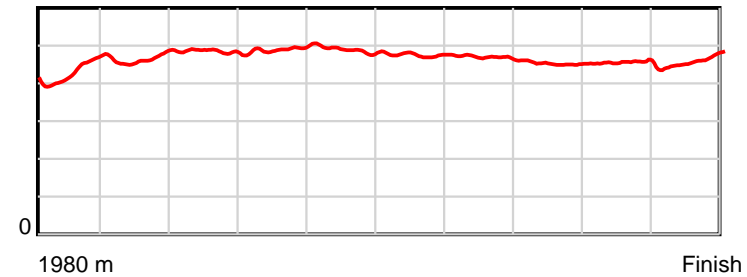
June 24, 2022, Race 5, , Distance 1980m, Addington - Survey 1980m

| Result | TAB no. | Horse (Barrier)              | 1980 to | 1800m to | 1600m to | 1400m to | 1200m to | 1000m to | 800m to | 600m to | 400m to | 200m to | Total or | Margin |
|--------|---------|------------------------------|---------|----------|----------|----------|----------|----------|---------|---------|---------|---------|----------|--------|
| 10th   | 5       | Deja Blue (5)                | 1800m   | 1600m    | 1400m    | 1200m    | 1000m    | 800m     | 600m    | 400m    | 200m    | WP      | Average  |        |
|        |         | Position in running (margin) | -       | 5(3.0)   | 3(3.9)   | 5(5.3)   | 5(4.0)   | 4(3.7)   | 4(3.5)  | 4(2.7)  | 4(2.7)  | 7(4.1)  |          | 8.70   |
|        |         | Sectional time (s)           | 11.85   | 14.73    | 15.84    | 15.52    | 15.69    | 15.27    | 14.40   | 14.10   | 14.48   | 14.83   |          |        |
|        |         | Cumulative time (s)          | 146.71  | 134.86   | 120.13   | 104.29   | 88.77    | 73.08    | 57.81   | 43.41   | 29.31   | 14.83   | 2:26.71  |        |
|        |         | Speed (m/s)                  | 15.18   | 13.58    | 12.63    | 12.89    | 12.75    | 13.10    | 13.89   | 14.18   | 13.81   | 13.49   | 13.50    |        |
|        |         | Stride length (m)            | 6.54    | 6.32     | 6.11     | 6.32     | 6.23     | 6.22     | 6.51    | 6.41    | 6.26    | 6.22    | 6.31     |        |
|        |         | Stride duration (s)          | 0.430   | 0.466    | 0.484    | 0.490    | 0.489    | 0.475    | 0.469   | 0.452   | 0.453   | 0.462   | 0.468    |        |
|        |         | Stride efficiency (%)        | 66.85   | 62.42    | 58.40    | 62.32    | 60.66    | 60.42    | 66.23   | 64.17   | 61.29   | 60.54   | 62.22    |        |
|        |         | Stride count                 | 27.52   | 31.64    | 32.71    | 31.67    | 32.10    | 32.16    | 30.72   | 31.21   | 31.93   | 32.13   | 313.79   |        |

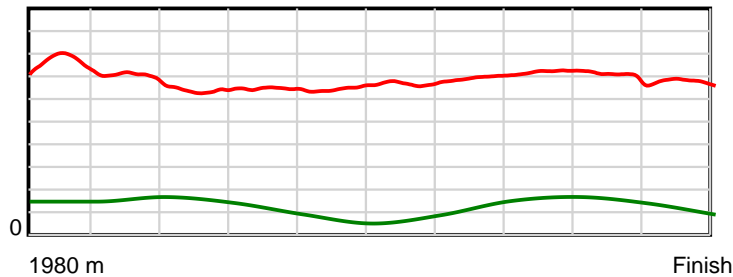
10 m Stride length



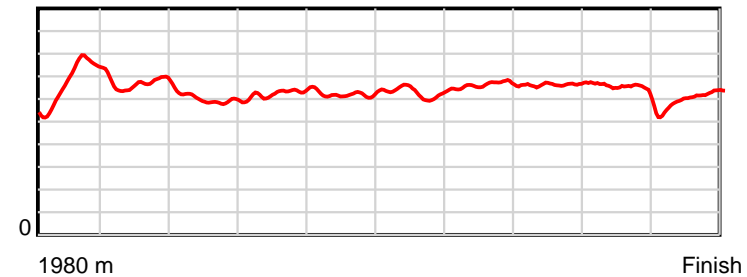
0.6 s Stride duration



20 m/sec Speed



100 % Stride efficiency



Note: Horizontal distance axis grid lines are 200m furlongs.

## Disclaimer.

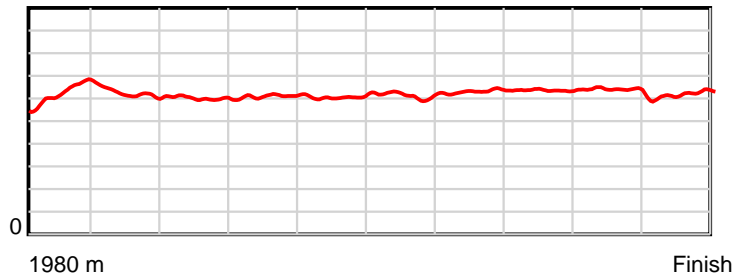
HRNZ and NZMTC and Thoroughbred Ratings Pty Ltd accepts no responsibility for the completeness or accuracy of any of the information contained herein, and makes no representations about its suitability for any particular purpose. Users should make their own judgements about those matters and/or seek independent advice. You assume all risks associated with use of the data provided on this page.

# Race Results

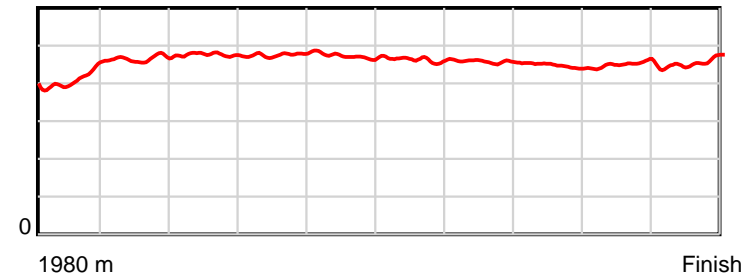
June 24, 2022, Race 5, , Distance 1980m, Addington - Survey 1980m

| Result | TAB no. | Horse (Barrier)              | 1980 to      | 1800m to     | 1600m to     | 1400m to     | 1200m to     | 1000m to    | 800m to     | 600m to     | 400m to     | 200m to   | Total or       | Margin |
|--------|---------|------------------------------|--------------|--------------|--------------|--------------|--------------|-------------|-------------|-------------|-------------|-----------|----------------|--------|
| 11th   | 4       | <b>Swell Time (4)</b>        | <b>1800m</b> | <b>1600m</b> | <b>1400m</b> | <b>1200m</b> | <b>1000m</b> | <b>800m</b> | <b>600m</b> | <b>400m</b> | <b>200m</b> | <b>WP</b> | <b>Average</b> |        |
|        |         | Position in running (margin) | -            | 3(2.1)       | 5(5.6)       | 7(7.2)       | 7(5.8)       | 7(5.6)      | 6(5.3)      | 7(4.6)      | 10(5.2)     | 9(5.1)    |                | 9.20   |
|        |         | Sectional time (s)           | 11.69        | 15.17        | 15.88        | 15.51        | 15.70        | 15.25       | 14.42       | 14.20       | 14.22       | 14.57     |                |        |
|        |         | Cumulative time (s)          | 146.61       | 134.92       | 119.75       | 103.87       | 88.36        | 72.66       | 57.41       | 42.99       | 28.79       | 14.57     | 2:26.61        |        |
|        |         | Speed (m/s)                  | 15.39        | 13.18        | 12.59        | 12.89        | 12.74        | 13.11       | 13.87       | 14.08       | 14.06       | 13.73     | 13.50          |        |
|        |         | Stride length (m)            | 6.34         | 6.14         | 5.99         | 6.14         | 6.02         | 6.07        | 6.34        | 6.30        | 6.33        | 6.27      | 6.19           |        |
|        |         | Stride duration (s)          | 0.412        | 0.466        | 0.476        | 0.476        | 0.473        | 0.463       | 0.457       | 0.447       | 0.450       | 0.457     | 0.458          |        |
|        |         | Stride efficiency (%)        | 62.81        | 58.93        | 56.14        | 58.89        | 56.62        | 57.55       | 62.78       | 61.93       | 62.54       | 61.36     | 59.85          |        |
|        |         | Stride count                 | 28.39        | 32.57        | 33.37        | 32.58        | 33.23        | 32.96       | 31.55       | 31.77       | 31.61       | 31.92     | 319.95         |        |

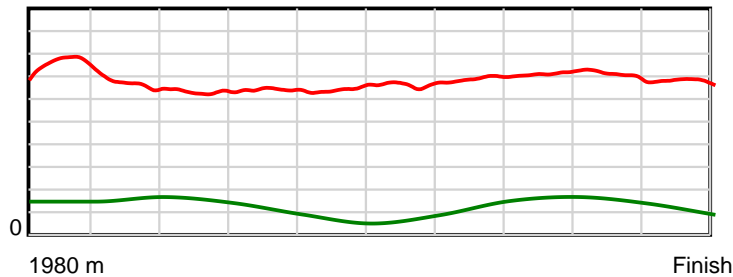
10 m Stride length



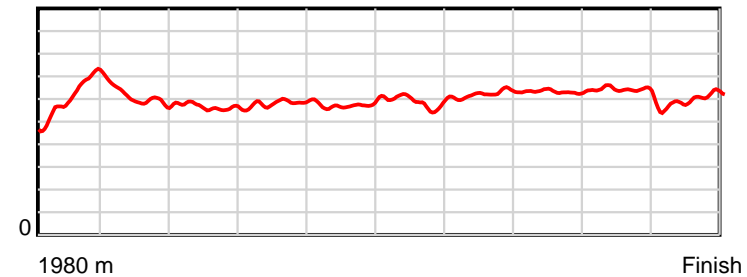
0.6 s Stride duration



20 m/sec Speed



100 % Stride efficiency



Note: Horizontal distance axis grid lines are 200m furlongs.

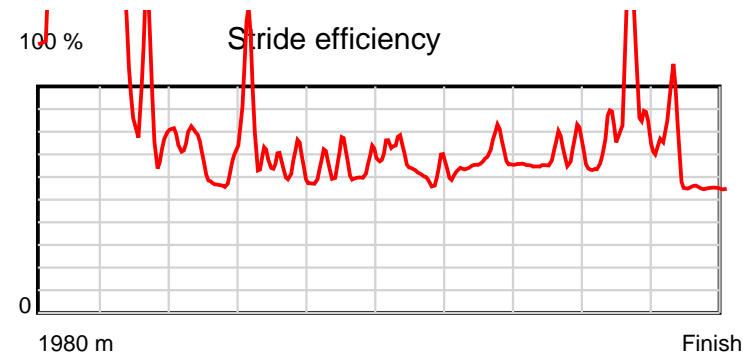
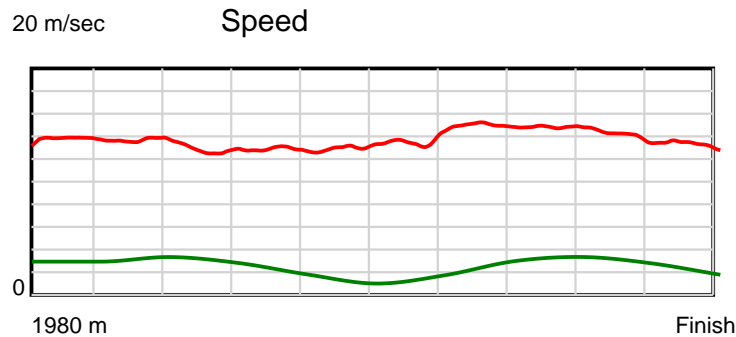
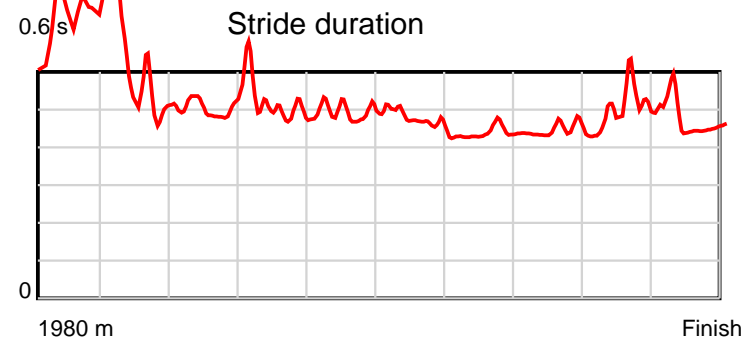
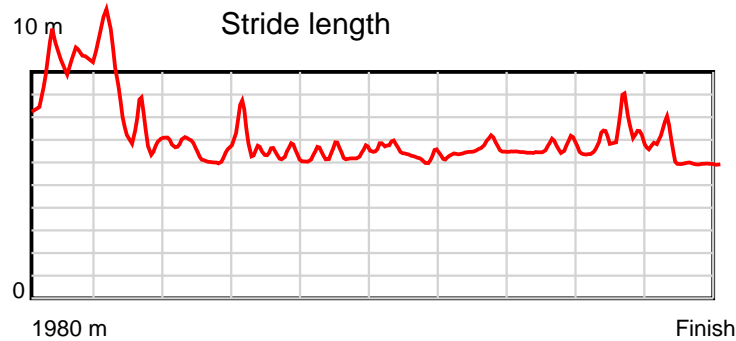
## Disclaimer.

HRNZ and NZMTC and Thoroughbred Ratings Pty Ltd accepts no responsibility for the completeness or accuracy of any of the information contained herein, and makes no representations about its suitability for any particular purpose. Users should make their own judgements about those matters and/or seek independent advice. You assume all risks associated with use of the data provided on this page.

# Race Results

June 24, 2022, Race 5, , Distance 1980m, Addington - Survey 1980m

| Result | TAB no. | Horse (Barrier)              | 1980 to      | 1800m to     | 1600m to     | 1400m to     | 1200m to     | 1000m to    | 800m to     | 600m to     | 400m to     | 200m to   | Total or       | Margin |
|--------|---------|------------------------------|--------------|--------------|--------------|--------------|--------------|-------------|-------------|-------------|-------------|-----------|----------------|--------|
| 12th   | 8       | <b>Kowhai Shadow (8)</b>     | <b>1800m</b> | <b>1600m</b> | <b>1400m</b> | <b>1200m</b> | <b>1000m</b> | <b>800m</b> | <b>600m</b> | <b>400m</b> | <b>200m</b> | <b>WP</b> | <b>Average</b> |        |
|        |         | Position in running (margin) | -            | 12(11.2)     | 13(14.2)     | 13(13.1)     | 13(11.9)     | 12(10.5)    | 12(10.8)    | 5(3.7)      | 5(3.0)      | 4(3.2)    |                | 9.60   |
|        |         | Sectional time (s)           | 13.24        | 15.07        | 15.43        | 15.54        | 15.50        | 15.35       | 13.35       | 13.97       | 14.27       | 14.89     |                |        |
|        |         | Cumulative time (s)          | 146.61       | 133.37       | 118.30       | 102.87       | 87.33        | 71.83       | 56.48       | 43.13       | 29.16       | 14.89     | 2:26.61        |        |
|        |         | Speed (m/s)                  | 13.60        | 13.27        | 12.96        | 12.87        | 12.90        | 13.03       | 14.98       | 14.32       | 14.02       | 13.43     | 13.51          |        |
|        |         | Stride length (m)            | 8.75         | 7.33         | 6.41         | 6.49         | 6.26         | 6.08        | 6.54        | 6.30        | 6.62        | 6.23      | 6.61           |        |
|        |         | Stride duration (s)          | 0.632        | 0.553        | 0.494        | 0.504        | 0.486        | 0.467       | 0.437       | 0.440       | 0.473       | 0.464     | 0.490          |        |
|        |         | Stride efficiency (%)        | 119.67       | 84.04        | 64.19        | 65.73        | 61.31        | 57.80       | 66.81       | 61.94       | 68.55       | 60.74     | 68.37          |        |
|        |         | Stride count                 | 20.57        | 27.27        | 31.20        | 30.84        | 31.93        | 32.89       | 30.59       | 31.77       | 30.20       | 32.08     | 299.34         |        |



Note: Horizontal distance axis grid lines are 200m furlongs.

**Disclaimer.**

HRNZ and NZMTC and Thoroughbred Ratings Pty Ltd accepts no responsibility for the completeness or accuracy of any of the information contained herein, and makes no representations about its suitability for any particular purpose. Users should make their own judgements about those matters and/or seek independent advice. You assume all risks associated with use of the data provided on this page.

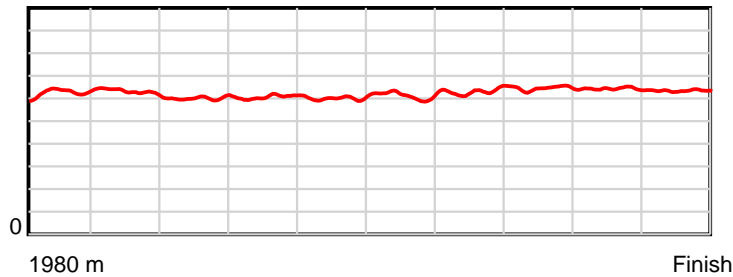


# Race Results

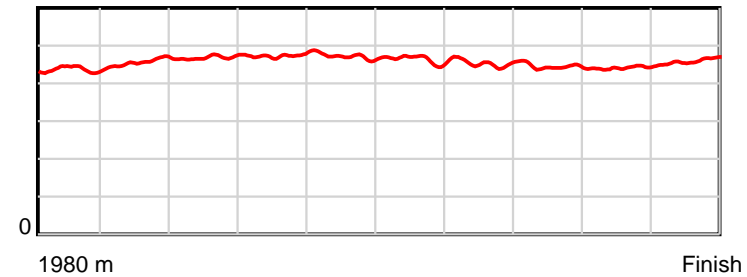
June 24, 2022, Race 5, , Distance 1980m, Addington - Survey 1980m

| Result | TAB no. | Horse (Barrier)              | 1980 to | 1800m to | 1600m to | 1400m to | 1200m to | 1000m to | 800m to | 600m to | 400m to | 200m to | Total or | Margin |
|--------|---------|------------------------------|---------|----------|----------|----------|----------|----------|---------|---------|---------|---------|----------|--------|
| 13th   | 12      | Maren Franco (12)            | 1800m   | 1600m    | 1400m    | 1200m    | 1000m    | 800m     | 600m    | 400m    | 200m    | WP      | Average  |        |
|        |         | Position in running (margin) | -       | 10(9.4)  | 9(8.7)   | 9(9.0)   | 10(8.3)  | 10(9.7)  | 11(9.3) | 13(8.4) | 13(8.0) | 13(7.3) |          | 11.00  |
|        |         | Sectional time (s)           | 12.92   | 14.47    | 15.65    | 15.63    | 15.97    | 15.22    | 14.39   | 14.03   | 14.13   | 14.59   |          |        |
|        |         | Cumulative time (s)          | 147.00  | 134.08   | 119.61   | 103.96   | 88.33    | 72.36    | 57.14   | 42.75   | 28.72   | 14.59   | 2:27.00  |        |
|        |         | Speed (m/s)                  | 13.93   | 13.82    | 12.78    | 12.80    | 12.52    | 13.14    | 13.90   | 14.26   | 14.15   | 13.71   | 13.47    |        |
|        |         | Stride length (m)            | 6.30    | 6.31     | 5.98     | 6.05     | 5.91     | 6.09     | 6.30    | 6.34    | 6.25    | 6.31    | 6.18     |        |
|        |         | Stride duration (s)          | 0.437   | 0.456    | 0.468    | 0.472    | 0.472    | 0.464    | 0.453   | 0.444   | 0.442   | 0.460   | 0.459    |        |
|        |         | Stride efficiency (%)        | 61.96   | 62.24    | 55.94    | 57.11    | 54.52    | 57.96    | 62.05   | 62.72   | 61.09   | 62.16   | 59.64    |        |
|        |         | Stride count                 | 28.59   | 31.69    | 33.43    | 33.08    | 33.86    | 32.84    | 31.74   | 31.57   | 31.99   | 31.71   | 320.50   |        |

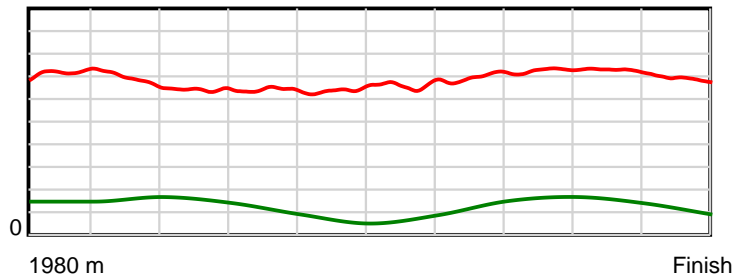
10 m Stride length



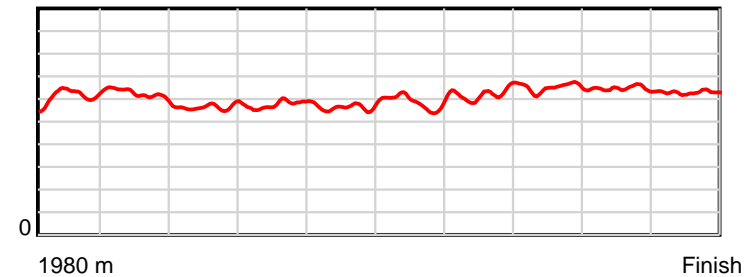
0.6 s Stride duration



20 m/sec Speed



100 % Stride efficiency



Note: Horizontal distance axis grid lines are 200m furlongs.

**Disclaimer.**

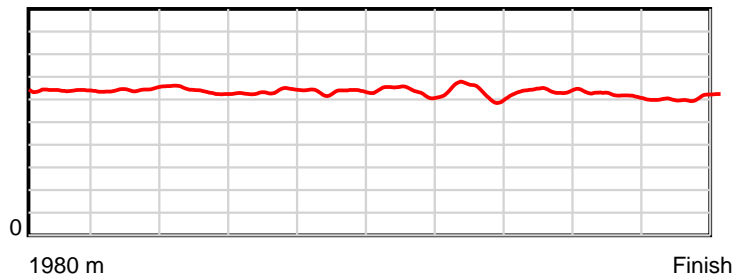
HRNZ and NZMTC and Thoroughbred Ratings Pty Ltd accepts no responsibility for the completeness or accuracy of any of the information contained herein, and makes no representations about its suitability for any particular purpose. Users should make their own judgements about those matters and/or seek independent advice. You assume all risks associated with use of the data provided on this page.

# Race Results

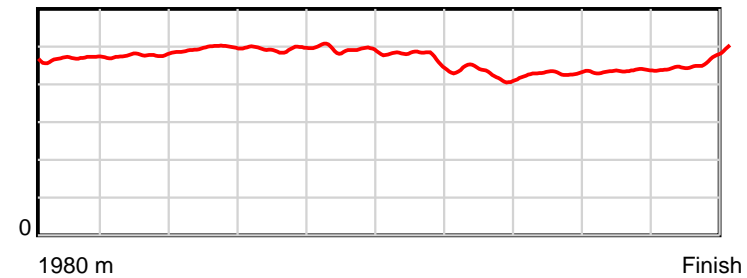
June 24, 2022, Race 5, , Distance 1980m, Addington - Survey 1980m

| Result | TAB no. | Horse (Barrier)              | 1980 to      | 1800m to     | 1600m to     | 1400m to     | 1200m to     | 1000m to    | 800m to     | 600m to     | 400m to     | 200m to   | Total or       | Margin |
|--------|---------|------------------------------|--------------|--------------|--------------|--------------|--------------|-------------|-------------|-------------|-------------|-----------|----------------|--------|
| 14th   | 9       | <b>Braeview Kelly (9)</b>    | <b>1800m</b> | <b>1600m</b> | <b>1400m</b> | <b>1200m</b> | <b>1000m</b> | <b>800m</b> | <b>600m</b> | <b>400m</b> | <b>200m</b> | <b>WP</b> | <b>Average</b> |        |
|        |         | Position in running (margin) | -            | 13(11.3)     | 14(14.7)     | 14(15.2)     | 14(14.0)     | 14(13.8)    | 14(12.2)    | 9(5.3)      | 8(3.8)      | 11(6.1)   |                | 13.30  |
|        |         | Sectional time (s)           | 13.24        | 15.14        | 15.70        | 15.52        | 15.72        | 15.02       | 13.39       | 13.85       | 14.62       | 15.30     |                |        |
|        |         | Cumulative time (s)          | 147.50       | 134.26       | 119.12       | 103.42       | 87.90        | 72.18       | 57.16       | 43.77       | 29.92       | 15.30     | 2:27.50        |        |
|        |         | Speed (m/s)                  | 13.59        | 13.21        | 12.74        | 12.89        | 12.72        | 13.32       | 14.94       | 14.44       | 13.68       | 13.07     | 13.42          |        |
|        |         | Stride length (m)            | 6.42         | 6.30         | 6.32         | 6.37         | 6.27         | 6.27        | 6.39        | 6.21        | 5.97        | 6.06      | 6.25           |        |
|        |         | Stride duration (s)          | 0.469        | 0.477        | 0.496        | 0.494        | 0.493        | 0.470       | 0.428       | 0.430       | 0.436       | 0.464     | 0.466          |        |
|        |         | Stride efficiency (%)        | 64.35        | 61.97        | 62.35        | 63.37        | 61.41        | 61.36       | 63.71       | 60.19       | 55.62       | 57.34     | 61.05          |        |
|        |         | Stride count                 | 28.05        | 31.76        | 31.66        | 31.41        | 31.90        | 31.92       | 31.32       | 32.23       | 33.52       | 33.02     | 316.79         |        |

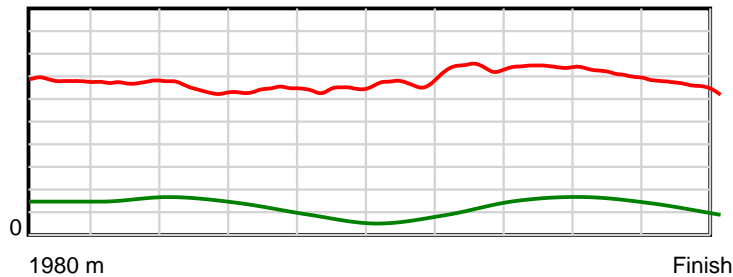
10 m Stride length



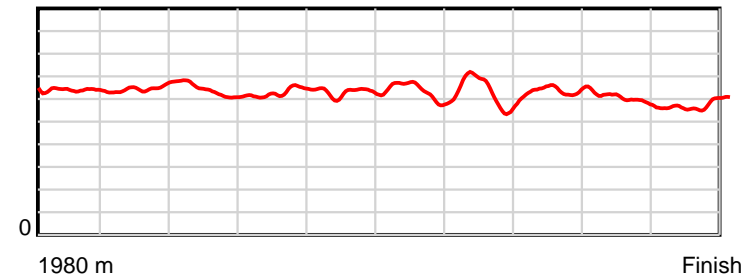
0.6 s Stride duration



20 m/sec Speed



100 % Stride efficiency



Note: Horizontal distance axis grid lines are 200m furlongs.

## Disclaimer.

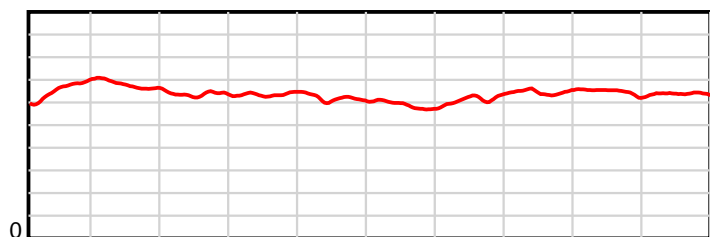
HRNZ and NZMTC and Thoroughbred Ratings Pty Ltd accepts no responsibility for the completeness or accuracy of any of the information contained herein, and makes no representations about its suitability for any particular purpose. Users should make their own judgements about those matters and/or seek independent advice. You assume all risks associated with use of the data provided on this page.

# Race Results

June 24, 2022, Race 6, XCM SPORT NZ AMATEUR DRIVERS CHAMPIONSHIP HEAT 2 MOBILE PACE, Distance 1980m, Addington - Survey 1980m

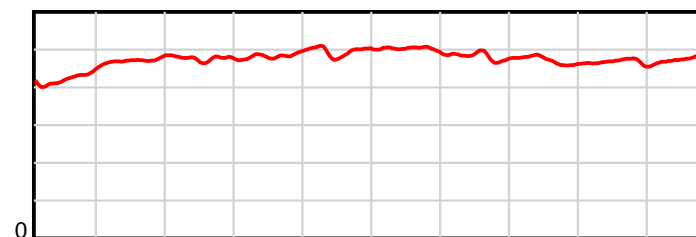
| Result | TAB no. | Horse (Barrier)              | 1980 to      | 1800m to     | 1600m to     | 1400m to     | 1200m to     | 1000m to    | 800m to     | 600m to     | 400m to     | 200m to   | Total or       | Margin |
|--------|---------|------------------------------|--------------|--------------|--------------|--------------|--------------|-------------|-------------|-------------|-------------|-----------|----------------|--------|
| 1st    | 4       | <b>Tommysonaroll (4)</b>     | <b>1800m</b> | <b>1600m</b> | <b>1400m</b> | <b>1200m</b> | <b>1000m</b> | <b>800m</b> | <b>600m</b> | <b>400m</b> | <b>200m</b> | <b>WP</b> | <b>Average</b> |        |
|        |         | Position in running (margin) | -            | 1(0.0)       | 1(0.0)       | 2(0.1)       | 2(1.7)       | 1(0.0)      | 1(0.0)      | 1(0.0)      | 1(0.0)      | 1(0.0)    |                | 0.00   |
|        |         | Sectional time (s)           | 11.57        | 14.14        | 14.84        | 15.13        | 15.88        | 17.23       | 15.52       | 14.68       | 14.36       | 15.05     |                |        |
|        |         | Cumulative time (s)          | 148.40       | 136.83       | 122.69       | 107.85       | 92.72        | 76.84       | 59.61       | 44.09       | 29.41       | 15.05     | 2:28.40        |        |
|        |         | Speed (m/s)                  | 15.56        | 14.14        | 13.48        | 13.22        | 12.59        | 11.61       | 12.89       | 13.62       | 13.93       | 13.29     | 13.34          |        |
|        |         | Stride length (m)            | 6.60         | 6.69         | 6.42         | 6.40         | 6.25         | 5.82        | 6.21        | 6.41        | 6.50        | 6.38      | 6.36           |        |
|        |         | Stride duration (s)          | 0.424        | 0.473        | 0.476        | 0.484        | 0.496        | 0.501       | 0.482       | 0.470       | 0.467       | 0.480     | 0.476          |        |
|        |         | Stride efficiency (%)        | 68.13        | 69.85        | 64.34        | 64.07        | 60.97        | 52.96       | 60.35       | 64.22       | 66.11       | 63.54     | 63.16          |        |
|        |         | Stride count                 | 27.26        | 29.91        | 31.17        | 31.23        | 32.02        | 34.35       | 32.18       | 31.20       | 30.75       | 31.37     | 311.44         |        |

10 m Stride length



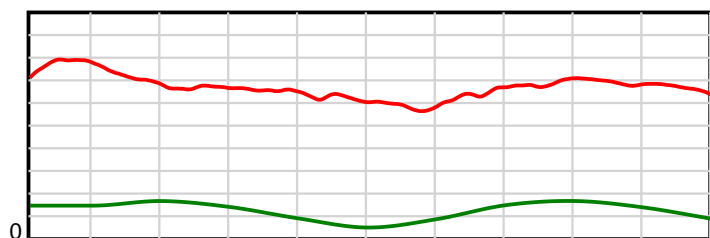
1980 m Finish

0.6 s Stride duration



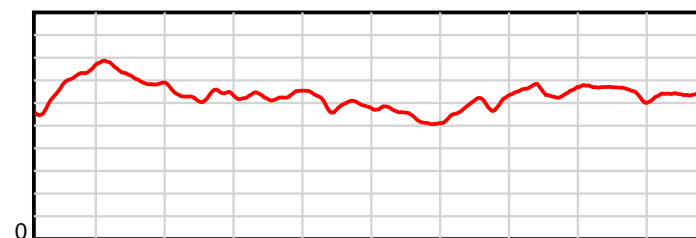
1980 m Finish

20 m/sec Speed



1980 m Finish

100 % Stride efficiency



1980 m Finish

Note: Horizontal distance axis grid lines are 200m furlongs.

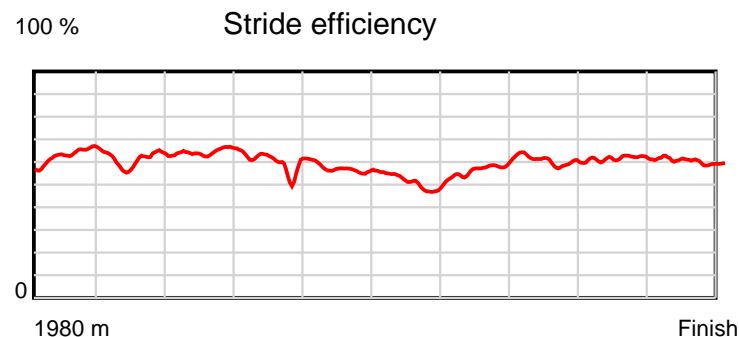
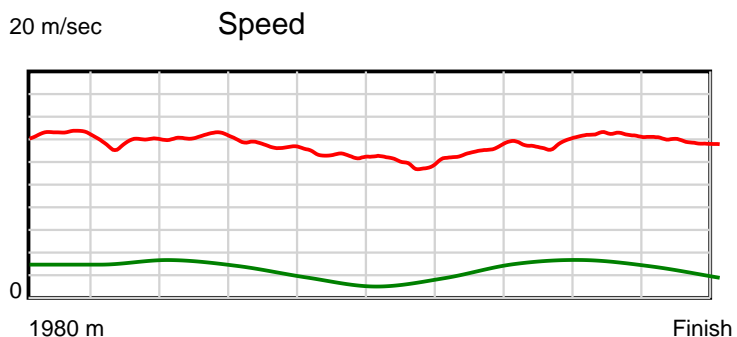
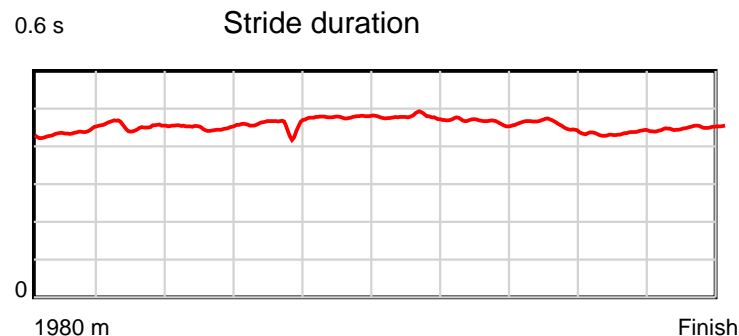
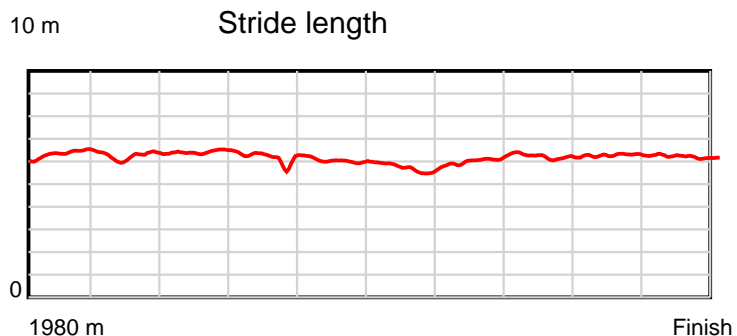
## Disclaimer.

HRNZ and NZMTC and Thoroughbred Ratings Pty Ltd accepts no responsibility for the completeness or accuracy of any of the information contained herein, and makes no representations about its suitability for any particular purpose. Users should make their own judgements about those matters and/or seek independent advice. You assume all risks associated with use of the data provided on this page.

# Race Results

June 24, 2022, Race 6, XCM SPORT NZ AMATEUR DRIVERS CHAMPIONSHIP HEAT 2 MOBILE PACE, Distance 1980m, Addington - Survey 1980m

| Result | TAB no. | Horse (Barrier)              | 1980 to | 1800m to | 1600m to | 1400m to | 1200m to | 1000m to | 800m to | 600m to | 400m to | 200m to | Total or | Margin |
|--------|---------|------------------------------|---------|----------|----------|----------|----------|----------|---------|---------|---------|---------|----------|--------|
| 2nd    | 6       | ltz To The Mac... (6)        | 1800m   | 1600m    | 1400m    | 1200m    | 1000m    | 800m     | 600m    | 400m    | 200m    | WP      | Average  |        |
|        |         | Position in running (margin) | -       | 8(4.8)   | 7(9.6)   | 7(6.4)   | 6(6.3)   | 6(6.4)   | 6(4.5)  | 6(3.7)  | 5(6.4)  | 3(7.2)  |          | 3.90   |
|        |         | Sectional time (s)           | 12.45   | 14.94    | 14.28    | 14.86    | 16.18    | 16.91    | 15.38   | 15.12   | 14.51   | 14.43   |          |        |
|        |         | Cumulative time (s)          | 149.06  | 136.61   | 121.67   | 107.39   | 92.53    | 76.35    | 59.44   | 44.06   | 28.94   | 14.43   | 2:29.06  |        |
|        |         | Speed (m/s)                  | 14.46   | 13.39    | 14.01    | 13.46    | 12.36    | 11.83    | 13.00   | 13.23   | 13.78   | 13.86   | 13.28    |        |
|        |         | Stride length (m)            | 6.39    | 6.07     | 6.30     | 6.14     | 5.91     | 5.65     | 6.05    | 6.03    | 6.00    | 6.24    | 6.07     |        |
|        |         | Stride duration (s)          | 0.437   | 0.454    | 0.450    | 0.456    | 0.478    | 0.478    | 0.466   | 0.456   | 0.436   | 0.451   | 0.457    |        |
|        |         | Stride efficiency (%)        | 63.75   | 57.63    | 61.95    | 59.00    | 54.57    | 49.85    | 57.28   | 56.77   | 56.34   | 60.90   | 57.56    |        |
|        |         | Stride count                 | 28.18   | 32.93    | 31.76    | 32.55    | 33.84    | 35.41    | 33.03   | 33.18   | 33.31   | 32.04   | 326.23   |        |



Note: Horizontal distance axis grid lines are 200m furlongs.

**Disclaimer.**

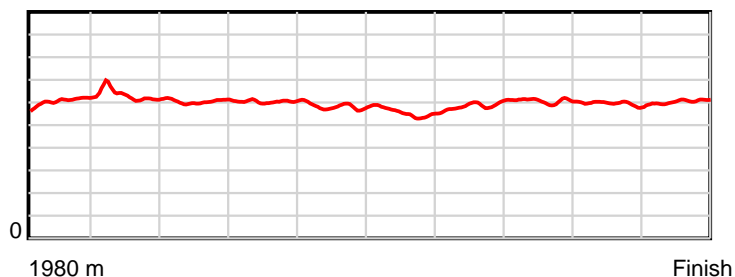
HRNZ and NZMTC and Thoroughbred Ratings Pty Ltd accepts no responsibility for the completeness or accuracy of any of the information contained herein, and makes no representations about its suitability for any particular purpose. Users should make their own judgements about those matters and/or seek independent advice. You assume all risks associated with use of the data provided on this page.

# Race Results

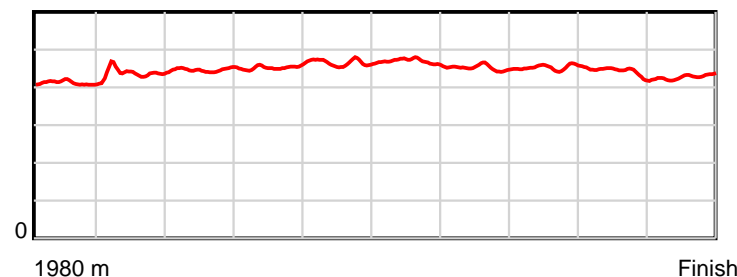
June 24, 2022, Race 6, XCM SPORT NZ AMATEUR DRIVERS CHAMPIONSHIP HEAT 2 MOBILE PACE, Distance 1980m, Addington - Survey 1980m

| Result | TAB no. | Horse (Barrier)              | 1980 to      | 1800m to     | 1600m to     | 1400m to     | 1200m to     | 1000m to    | 800m to     | 600m to     | 400m to     | 200m to   | Total or       | Margin |
|--------|---------|------------------------------|--------------|--------------|--------------|--------------|--------------|-------------|-------------|-------------|-------------|-----------|----------------|--------|
| 3rd    | 2       | <b>Four Starzz S... (2)</b>  | <b>1800m</b> | <b>1600m</b> | <b>1400m</b> | <b>1200m</b> | <b>1000m</b> | <b>800m</b> | <b>600m</b> | <b>400m</b> | <b>200m</b> | <b>WP</b> | <b>Average</b> |        |
|        |         | Position in running (margin) | -            | 6(4.2)       | 4(3.4)       | 5(4.3)       | 5(5.6)       | 5(4.2)      | 5(3.2)      | 5(3.6)      | 6(6.9)      | 7(9.7)    |                | 4.20   |
|        |         | Sectional time (s)           | 12.07        | 14.00        | 14.98        | 15.08        | 15.94        | 17.06       | 15.58       | 15.23       | 14.83       | 14.35     |                |        |
|        |         | Cumulative time (s)          | 149.12       | 137.05       | 123.05       | 108.07       | 92.99        | 77.05       | 59.99       | 44.41       | 29.18       | 14.35     | 2:29.12        |        |
|        |         | Speed (m/s)                  | 14.92        | 14.29        | 13.35        | 13.26        | 12.55        | 11.72       | 12.84       | 13.13       | 13.49       | 13.94     | 13.28          |        |
|        |         | Stride length (m)            | 6.10         | 6.24         | 5.97         | 6.00         | 5.83         | 5.50        | 5.80        | 5.95        | 5.95        | 5.97      | 5.92           |        |
|        |         | Stride duration (s)          | 0.412        | 0.437        | 0.447        | 0.453        | 0.465        | 0.469       | 0.452       | 0.453       | 0.442       | 0.428     | 0.446          |        |
|        |         | Stride efficiency (%)        | 58.22        | 60.81        | 55.64        | 56.35        | 53.18        | 47.26       | 52.52       | 55.32       | 55.40       | 55.67     | 54.84          |        |
|        |         | Stride count                 | 29.49        | 32.06        | 33.52        | 33.31        | 34.28        | 36.37       | 34.50       | 33.61       | 33.59       | 33.51     | 334.24         |        |

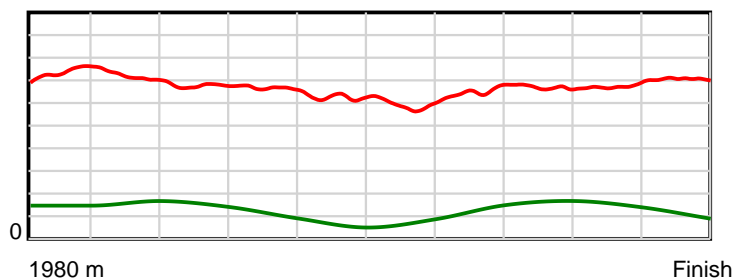
10 m Stride length



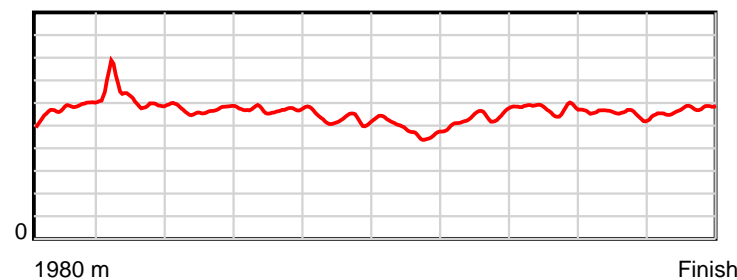
0.6 s Stride duration



20 m/sec Speed



100 % Stride efficiency



Note: Horizontal distance axis grid lines are 200m furlongs.

**Disclaimer.**

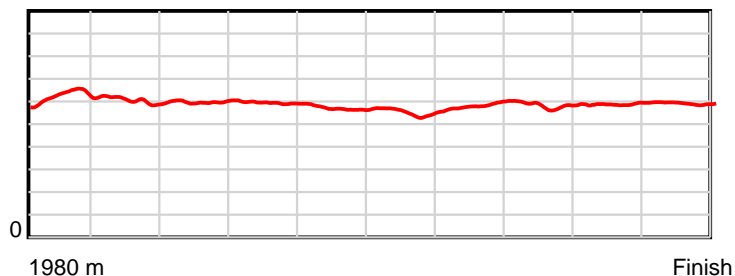
HRNZ and NZMTC and Thoroughbred Ratings Pty Ltd accepts no responsibility for the completeness or accuracy of any of the information contained herein, and makes no representations about its suitability for any particular purpose. Users should make their own judgements about those matters and/or seek independent advice. You assume all risks associated with use of the data provided on this page.

# Race Results

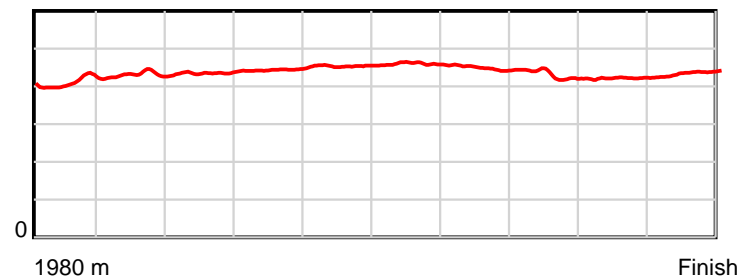
June 24, 2022, Race 6, XCM SPORT NZ AMATEUR DRIVERS CHAMPIONSHIP HEAT 2 MOBILE PACE, Distance 1980m, Addington - Survey 1980m

| Result | TAB no. | Horse (Barrier)              | 1980 to | 1800m to | 1600m to | 1400m to | 1200m to | 1000m to | 800m to | 600m to | 400m to | 200m to | Total or | Margin |
|--------|---------|------------------------------|---------|----------|----------|----------|----------|----------|---------|---------|---------|---------|----------|--------|
| 4th    | 5       | Songbird (5)                 | 1800m   | 1600m    | 1400m    | 1200m    | 1000m    | 800m     | 600m    | 400m    | 200m    | WP      | Average  |        |
|        |         | Position in running (margin) | -       | 2(1.5)   | 5(3.4)   | 4(3.1)   | 4(3.9)   | 4(3.8)   | 4(2.5)  | 4(2.2)  | 4(5.0)  | 2(6.5)  |          | 4.80   |
|        |         | Sectional time (s)           | 12.01   | 14.47    | 14.78    | 14.99    | 16.15    | 17.01    | 15.47   | 15.14   | 14.60   | 14.59   |          |        |
|        |         | Cumulative time (s)          | 149.21  | 137.20   | 122.73   | 107.95   | 92.96    | 76.81    | 59.80   | 44.33   | 29.19   | 14.59   | 2:29.21  |        |
|        |         | Speed (m/s)                  | 14.99   | 13.82    | 13.53    | 13.34    | 12.38    | 11.76    | 12.93   | 13.21   | 13.70   | 13.71   | 13.27    |        |
|        |         | Stride length (m)            | 6.26    | 5.95     | 5.89     | 5.92     | 5.62     | 5.40     | 5.80    | 5.69    | 5.77    | 5.97    | 5.81     |        |
|        |         | Stride duration (s)          | 0.411   | 0.431    | 0.435    | 0.444    | 0.454    | 0.459    | 0.449   | 0.431   | 0.421   | 0.436   | 0.438    |        |
|        |         | Stride efficiency (%)        | 61.14   | 55.37    | 54.16    | 54.74    | 49.34    | 45.58    | 52.58   | 50.60   | 52.05   | 55.71   | 52.83    |        |
|        |         | Stride count                 | 28.78   | 33.60    | 33.97    | 33.79    | 35.59    | 37.03    | 34.48   | 35.15   | 34.65   | 33.50   | 340.54   |        |

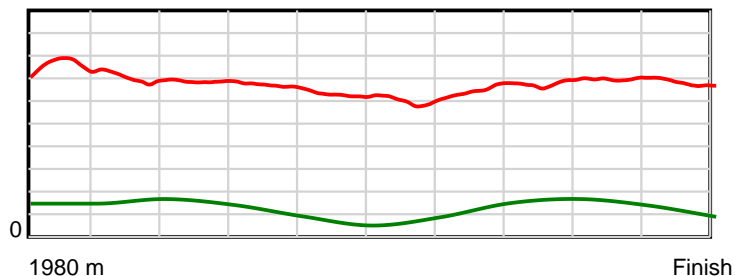
10 m Stride length



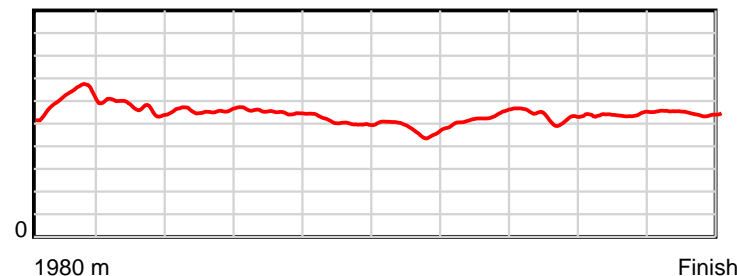
0.6 s Stride duration



20 m/sec Speed



100 % Stride efficiency



Note: Horizontal distance axis grid lines are 200m furlongs.

## Disclaimer.

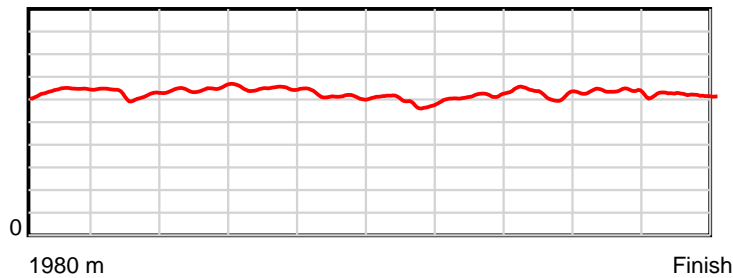
HRNZ and NZMTC and Thoroughbred Ratings Pty Ltd accepts no responsibility for the completeness or accuracy of any of the information contained herein, and makes no representations about its suitability for any particular purpose. Users should make their own judgements about those matters and/or seek independent advice. You assume all risks associated with use of the data provided on this page.

# Race Results

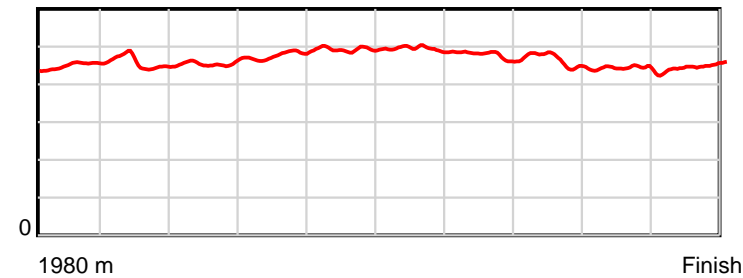
June 24, 2022, Race 6, XCM SPORT NZ AMATEUR DRIVERS CHAMPIONSHIP HEAT 2 MOBILE PACE, Distance 1980m, Addington - Survey 1980m

| Result | TAB no. | Horse (Barrier)              | 1980 to      | 1800m to     | 1600m to     | 1400m to     | 1200m to     | 1000m to    | 800m to     | 600m to     | 400m to     | 200m to   | Total or       | Margin |
|--------|---------|------------------------------|--------------|--------------|--------------|--------------|--------------|-------------|-------------|-------------|-------------|-----------|----------------|--------|
| 5th    | 7       | <b>Glitz And Glam (7)</b>    | <b>1800m</b> | <b>1600m</b> | <b>1400m</b> | <b>1200m</b> | <b>1000m</b> | <b>800m</b> | <b>600m</b> | <b>400m</b> | <b>200m</b> | <b>WP</b> | <b>Average</b> |        |
|        |         | Position in running (margin) | -            | 9(7.0)       | 8(10.8)      | 8(8.3)       | 8(7.6)       | 8(8.3)      | 8(6.7)      | 7(6.1)      | 7(7.5)      | 5(8.8)    |                | 4.90   |
|        |         | Sectional time (s)           | 12.61        | 14.78        | 14.40        | 14.75        | 16.27        | 16.97       | 15.41       | 14.92       | 14.58       | 14.55     |                |        |
|        |         | Cumulative time (s)          | 149.24       | 136.63       | 121.85       | 107.45       | 92.70        | 76.43       | 59.46       | 44.05       | 29.13       | 14.55     | 2:29.24        |        |
|        |         | Speed (m/s)                  | 14.28        | 13.53        | 13.89        | 13.56        | 12.29        | 11.79       | 12.98       | 13.40       | 13.72       | 13.75     | 13.27          |        |
|        |         | Stride length (m)            | 6.39         | 6.19         | 6.33         | 6.47         | 6.06         | 5.83        | 6.18        | 6.21        | 6.05        | 6.18      | 6.18           |        |
|        |         | Stride duration (s)          | 0.451        | 0.458        | 0.456        | 0.477        | 0.493        | 0.494       | 0.476       | 0.463       | 0.441       | 0.450     | 0.466          |        |
|        |         | Stride efficiency (%)        | 63.75        | 59.91        | 62.58        | 65.47        | 57.44        | 53.04       | 59.74       | 60.17       | 57.22       | 59.74     | 59.72          |        |
|        |         | Stride count                 | 28.18        | 32.30        | 31.60        | 30.90        | 32.99        | 34.33       | 32.35       | 32.23       | 33.05       | 32.35     | 320.28         |        |

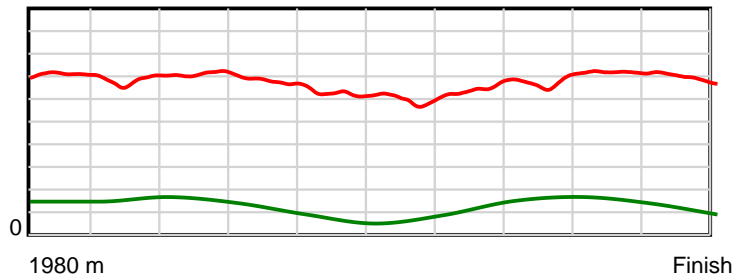
10 m Stride length



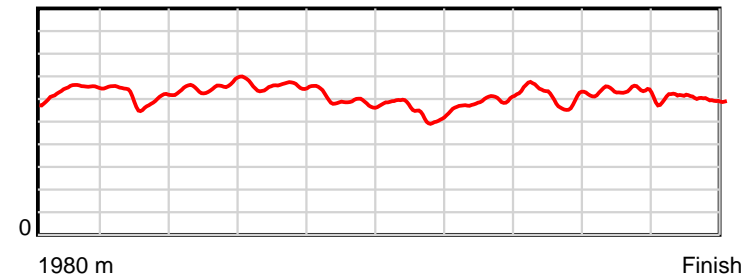
0.6 s Stride duration



20 m/sec Speed



100 % Stride efficiency



Note: Horizontal distance axis grid lines are 200m furlongs.

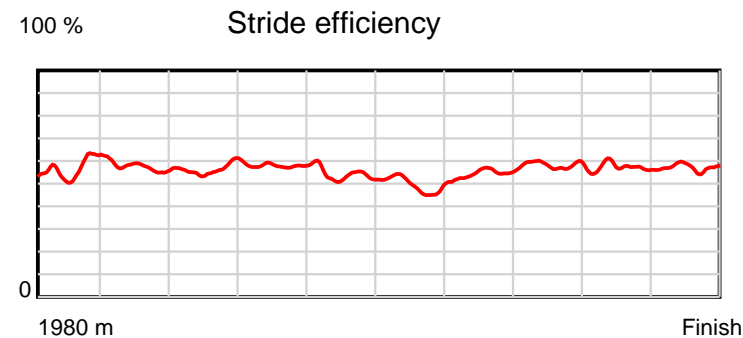
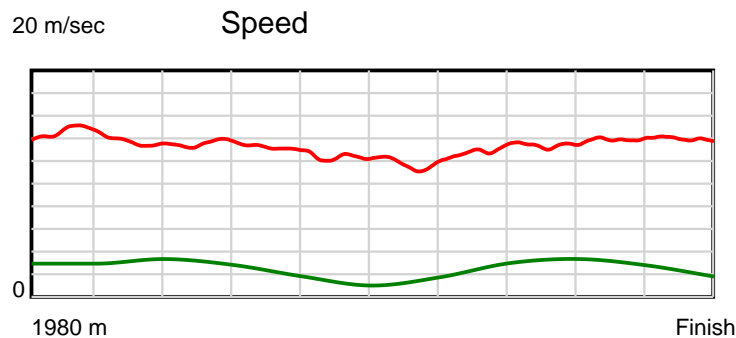
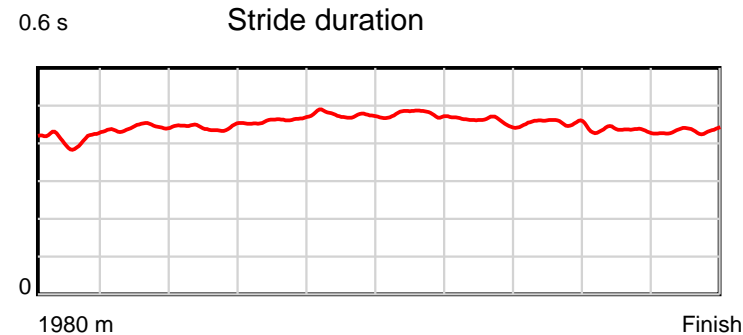
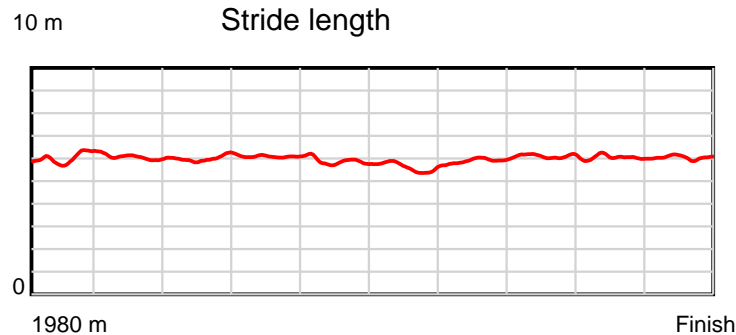
## Disclaimer.

HRNZ and NZMTC and Thoroughbred Ratings Pty Ltd accepts no responsibility for the completeness or accuracy of any of the information contained herein, and makes no representations about its suitability for any particular purpose. Users should make their own judgements about those matters and/or seek independent advice. You assume all risks associated with use of the data provided on this page.

# Race Results

June 24, 2022, Race 6, XCM SPORT NZ AMATEUR DRIVERS CHAMPIONSHIP HEAT 2 MOBILE PACE, Distance 1980m, Addington - Survey 1980m

| Result | TAB no. | Horse (Barrier)              | 1980 to | 1800m to | 1600m to | 1400m to | 1200m to | 1000m to | 800m to | 600m to | 400m to | 200m to | Total or | Margin |
|--------|---------|------------------------------|---------|----------|----------|----------|----------|----------|---------|---------|---------|---------|----------|--------|
| 6th    | 3       | Tane J J (3)                 | 1800m   | 1600m    | 1400m    | 1200m    | 1000m    | 800m     | 600m    | 400m    | 200m    | WP      | Average  |        |
|        |         | Position in running (margin) | -       | 7(4.4)   | 6(7.8)   | 6(6.1)   | 7(7.0)   | 7(6.8)   | 7(6.1)  | 8(6.1)  | 8(8.5)  | 6(9.6)  |          | 5.30   |
|        |         | Sectional time (s)           | 12.32   | 14.71    | 14.53    | 15.02    | 16.15    | 17.10    | 15.52   | 15.08   | 14.54   | 14.33   |          |        |
|        |         | Cumulative time (s)          | 149.30  | 136.98   | 122.27   | 107.74   | 92.72    | 76.57    | 59.47   | 43.95   | 28.87   | 14.33   | 2:29.30  |        |
|        |         | Speed (m/s)                  | 14.61   | 13.60    | 13.76    | 13.32    | 12.38    | 11.70    | 12.89   | 13.26   | 13.76   | 13.96   | 13.26    |        |
|        |         | Stride length (m)            | 6.04    | 6.01     | 6.10     | 6.14     | 5.90     | 5.59     | 5.93    | 6.04    | 5.97    | 6.06    | 5.97     |        |
|        |         | Stride duration (s)          | 0.412   | 0.442    | 0.443    | 0.461    | 0.476    | 0.478    | 0.460   | 0.455   | 0.434   | 0.435   | 0.450    |        |
|        |         | Stride efficiency (%)        | 57.10   | 56.48    | 58.16    | 58.89    | 54.40    | 48.77    | 54.96   | 57.01   | 55.71   | 57.47   | 55.77    |        |
|        |         | Stride count                 | 29.78   | 33.27    | 32.78    | 32.58    | 33.90    | 35.80    | 33.72   | 33.11   | 33.50   | 32.98   | 331.42   |        |



Note: Horizontal distance axis grid lines are 200m furlongs.

#### Disclaimer.

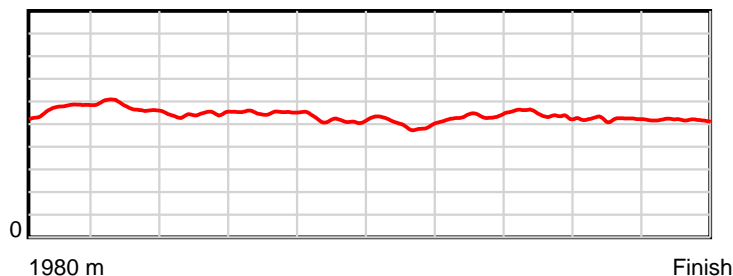
HRNZ and NZMTC and Thoroughbred Ratings Pty Ltd accepts no responsibility for the completeness or accuracy of any of the information contained herein, and makes no representations about its suitability for any particular purpose. Users should make their own judgements about those matters and/or seek independent advice. You assume all risks associated with use of the data provided on this page.

# Race Results

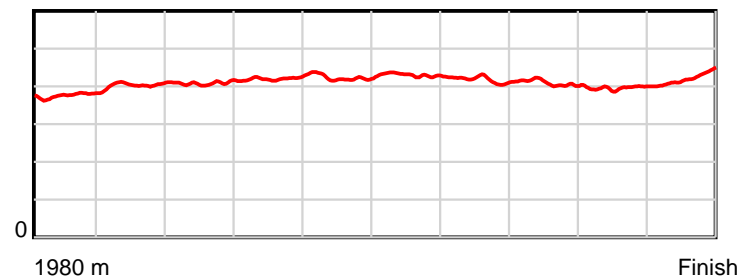
June 24, 2022, Race 6, XCM SPORT NZ AMATEUR DRIVERS CHAMPIONSHIP HEAT 2 MOBILE PACE, Distance 1980m, Addington - Survey 1980m

| Result | TAB no. | Horse (Barrier)              | 1980 to | 1800m to | 1600m to | 1400m to | 1200m to | 1000m to | 800m to | 600m to | 400m to | 200m to | Total or | Margin |
|--------|---------|------------------------------|---------|----------|----------|----------|----------|----------|---------|---------|---------|---------|----------|--------|
| 7th    | 1       | Phone Tap (1)                | 1800m   | 1600m    | 1400m    | 1200m    | 1000m    | 800m     | 600m    | 400m    | 200m    | WP      | Average  |        |
|        |         | Position in running (margin) | -       | 3(2.0)   | 2(1.1)   | 3(1.7)   | 3(3.4)   | 3(3.0)   | 3(2.0)  | 3(2.1)  | 2(4.4)  | 4(8.6)  |          | 15.50  |
|        |         | Sectional time (s)           | 11.84   | 13.99    | 14.91    | 15.16    | 16.09    | 17.05    | 15.54   | 15.07   | 15.06   | 16.33   |          |        |
|        |         | Cumulative time (s)          | 151.04  | 139.20   | 125.21   | 110.30   | 95.14    | 79.05    | 62.00   | 46.46   | 31.39   | 16.33   | 2:31.04  |        |
|        |         | Speed (m/s)                  | 15.21   | 14.30    | 13.41    | 13.19    | 12.43    | 11.73    | 12.87   | 13.27   | 13.28   | 12.25   | 13.11    |        |
|        |         | Stride length (m)            | 5.72    | 5.77     | 5.48     | 5.55     | 5.26     | 5.05     | 5.38    | 5.43    | 5.26    | 5.16    | 5.39     |        |
|        |         | Stride duration (s)          | 0.376   | 0.404    | 0.408    | 0.420    | 0.423    | 0.430    | 0.418   | 0.409   | 0.396   | 0.422   | 0.411    |        |
|        |         | Stride efficiency (%)        | 51.21   | 52.04    | 46.87    | 48.05    | 43.22    | 39.80    | 45.19   | 46.09   | 43.20   | 41.64   | 45.44    |        |
|        |         | Stride count                 | 31.44   | 34.66    | 36.52    | 36.07    | 38.03    | 39.63    | 37.19   | 36.83   | 38.04   | 38.75   | 367.16   |        |

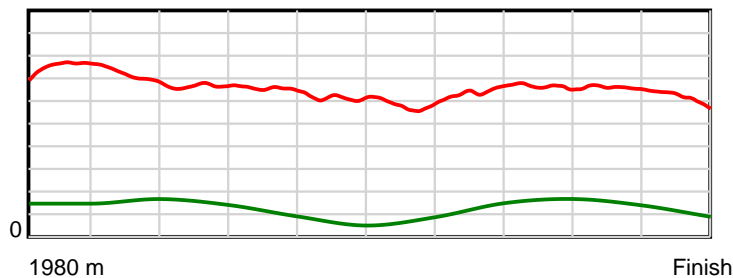
10 m Stride length



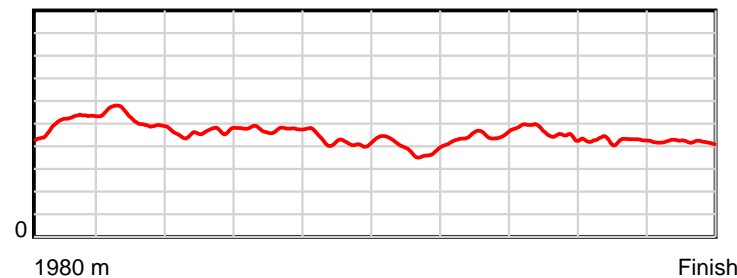
0.6 s Stride duration



20 m/sec Speed



100 % Stride efficiency



Note: Horizontal distance axis grid lines are 200m furlongs.

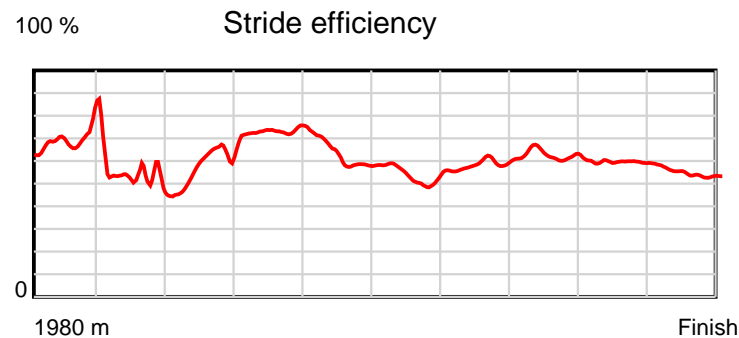
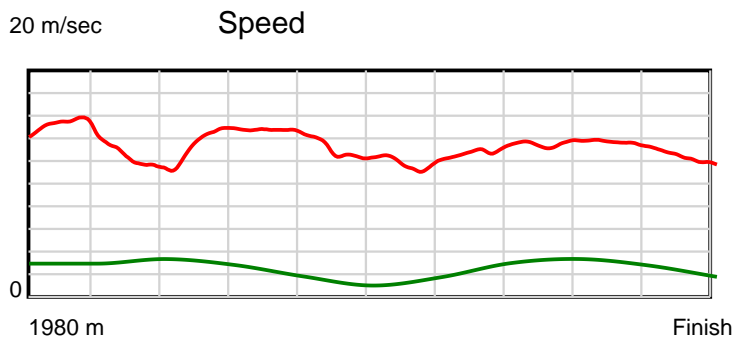
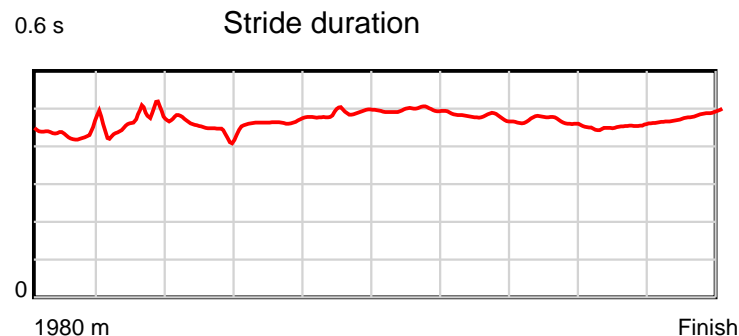
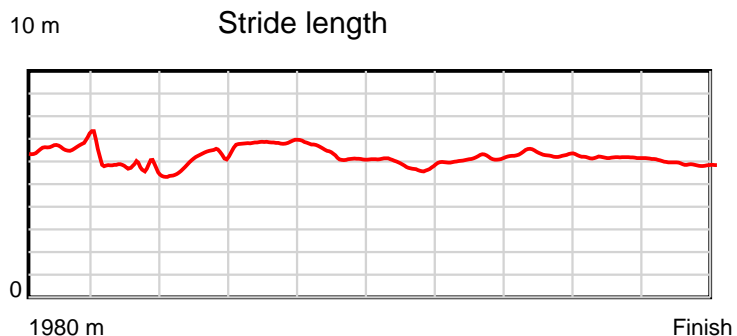
## Disclaimer.

HRNZ and NZMTC and Thoroughbred Ratings Pty Ltd accepts no responsibility for the completeness or accuracy of any of the information contained herein, and makes no representations about its suitability for any particular purpose. Users should make their own judgements about those matters and/or seek independent advice. You assume all risks associated with use of the data provided on this page.

# Race Results

June 24, 2022, Race 6, XCM SPORT NZ AMATEUR DRIVERS CHAMPIONSHIP HEAT 2 MOBILE PACE, Distance 1980m, Addington - Survey 1980m

| Result | TAB no. | Horse (Barrier)              | 1980 to | 1800m to | 1600m to | 1400m to | 1200m to | 1000m to | 800m to | 600m to | 400m to | 200m to | Total or | Margin |
|--------|---------|------------------------------|---------|----------|----------|----------|----------|----------|---------|---------|---------|---------|----------|--------|
| 8th    | 10      | It's A Shawthi... (0)        | 1800m   | 1600m    | 1400m    | 1200m    | 1000m    | 800m     | 600m    | 400m    | 200m    | WP      | Average  |        |
|        |         | Position in running (margin) | -       | 5(2.9)   | 10(18.7) | 10(20.0) | 10(12.7) | 9(8.7)   | 9(7.9)  | 10(8.5) | 9(10.3) | 9(13.2) |          | 20.30  |
|        |         | Sectional time (s)           | 11.95   | 16.77    | 15.05    | 13.65    | 15.50    | 17.09    | 15.62   | 14.97   | 14.85   | 16.39   |          |        |
|        |         | Cumulative time (s)          | 151.84  | 139.89   | 123.12   | 108.07   | 94.42    | 78.92    | 61.83   | 46.21   | 31.24   | 16.39   | 2:31.84  |        |
|        |         | Speed (m/s)                  | 15.07   | 11.93    | 13.29    | 14.65    | 12.90    | 11.70    | 12.80   | 13.36   | 13.47   | 12.20   | 13.04    |        |
|        |         | Stride length (m)            | 6.71    | 5.47     | 6.00     | 6.83     | 6.31     | 5.81     | 6.11    | 6.24    | 6.10    | 5.87    | 6.12     |        |
|        |         | Stride duration (s)          | 0.436   | 0.459    | 0.451    | 0.466    | 0.489    | 0.496    | 0.477   | 0.467   | 0.453   | 0.481   | 0.469    |        |
|        |         | Stride efficiency (%)        | 70.28   | 46.82    | 56.18    | 72.82    | 62.18    | 52.76    | 58.41   | 60.84   | 58.10   | 53.87   | 58.43    |        |
|        |         | Stride count                 | 26.84   | 36.54    | 33.36    | 29.30    | 31.71    | 34.42    | 32.71   | 32.05   | 32.80   | 34.06   | 323.79   |        |



Note: Horizontal distance axis grid lines are 200m furlongs.

#### Disclaimer.

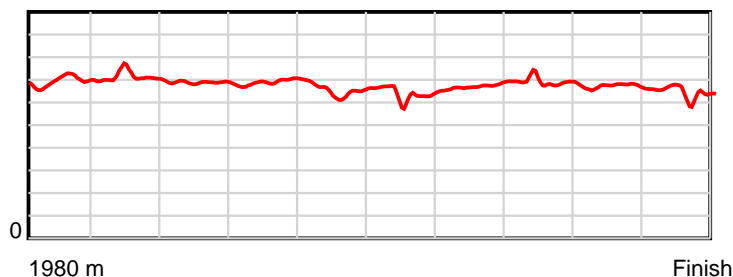
HRNZ and NZMTC and Thoroughbred Ratings Pty Ltd accepts no responsibility for the completeness or accuracy of any of the information contained herein, and makes no representations about its suitability for any particular purpose. Users should make their own judgements about those matters and/or seek independent advice. You assume all risks associated with use of the data provided on this page.

# Race Results

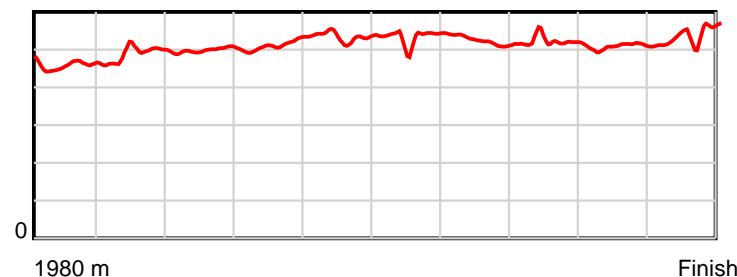
June 24, 2022, Race 6, XCM SPORT NZ AMATEUR DRIVERS CHAMPIONSHIP HEAT 2 MOBILE PACE, Distance 1980m, Addington - Survey 1980m

| Result | TAB no. | Horse (Barrier)              | 1980 to      | 1800m to     | 1600m to     | 1400m to     | 1200m to     | 1000m to    | 800m to     | 600m to     | 400m to     | 200m to   | Total or       | Margin |
|--------|---------|------------------------------|--------------|--------------|--------------|--------------|--------------|-------------|-------------|-------------|-------------|-----------|----------------|--------|
| 9th    | 9       | <b>Get Outta Town (9)</b>    | <b>1800m</b> | <b>1600m</b> | <b>1400m</b> | <b>1200m</b> | <b>1000m</b> | <b>800m</b> | <b>600m</b> | <b>400m</b> | <b>200m</b> | <b>WP</b> | <b>Average</b> |        |
|        |         | Position in running (margin) | -            | 4(2.1)       | 3(1.7)       | 1(0.0)       | 1(0.0)       | 2(2.0)      | 2(0.5)      | 2(0.3)      | 3(4.7)      | 8(10.7)   |                | 20.80  |
|        |         | Sectional time (s)           | 11.81        | 14.07        | 14.54        | 14.87        | 16.50        | 16.97       | 15.49       | 15.40       | 15.37       | 16.91     |                |        |
|        |         | Cumulative time (s)          | 151.93       | 140.12       | 126.05       | 111.51       | 96.64        | 80.14       | 63.17       | 47.68       | 32.28       | 16.91     | 2:31.93        |        |
|        |         | Speed (m/s)                  | 15.25        | 14.21        | 13.76        | 13.45        | 12.12        | 11.79       | 12.91       | 12.99       | 13.01       | 11.83     | 13.03          |        |
|        |         | Stride length (m)            | 6.90         | 6.92         | 6.85         | 6.89         | 6.47         | 6.24        | 6.74        | 6.73        | 6.62        | 6.34      | 6.66           |        |
|        |         | Stride duration (s)          | 0.456        | 0.487        | 0.498        | 0.512        | 0.534        | 0.530       | 0.522       | 0.518       | 0.509       | 0.536     | 0.511          |        |
|        |         | Stride efficiency (%)        | 74.45        | 74.93        | 73.41        | 74.27        | 65.39        | 60.93       | 71.03       | 70.78       | 68.43       | 62.74     | 69.33          |        |
|        |         | Stride count                 | 26.08        | 28.88        | 29.18        | 29.01        | 30.92        | 32.03       | 29.67       | 29.72       | 30.22       | 31.56     | 297.27         |        |

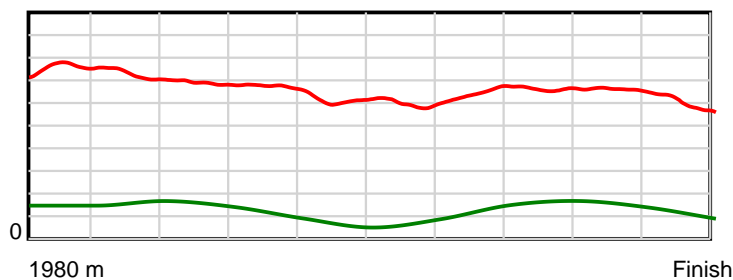
10 m Stride length



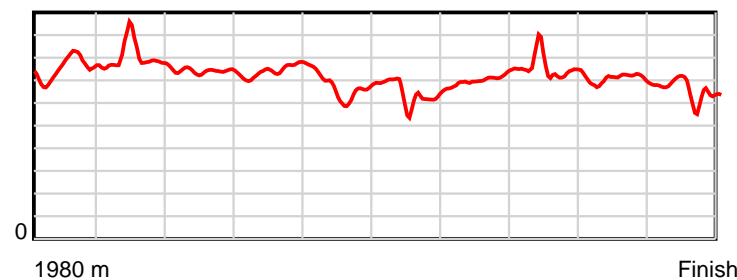
0.6 s Stride duration



20 m/sec Speed



100 % Stride efficiency



Note: Horizontal distance axis grid lines are 200m furlongs.

## Disclaimer.

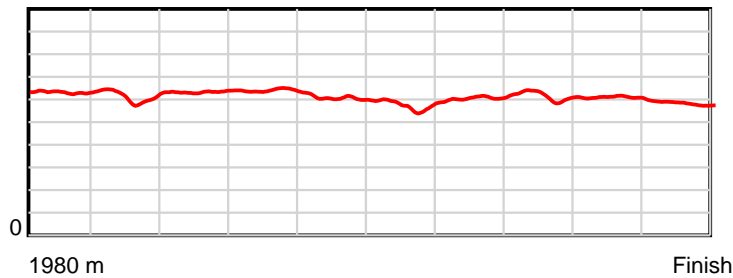
HRNZ and NZMTC and Thoroughbred Ratings Pty Ltd accepts no responsibility for the completeness or accuracy of any of the information contained herein, and makes no representations about its suitability for any particular purpose. Users should make their own judgements about those matters and/or seek independent advice. You assume all risks associated with use of the data provided on this page.

# Race Results

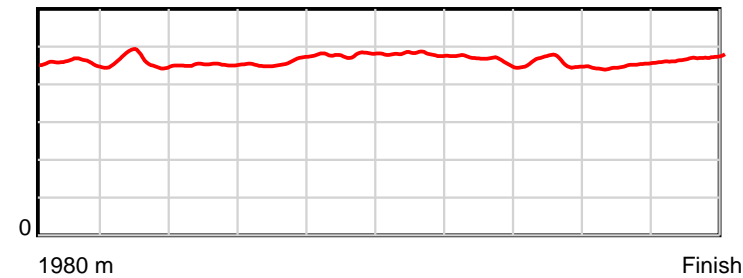
June 24, 2022, Race 6, XCM SPORT NZ AMATEUR DRIVERS CHAMPIONSHIP HEAT 2 MOBILE PACE, Distance 1980m, Addington - Survey 1980m

| Result | TAB no. | Horse (Barrier)              | 1980 to | 1800m to | 1600m to | 1400m to | 1200m to | 1000m to | 800m to | 600m to | 400m to  | 200m to  | Total or | Margin |
|--------|---------|------------------------------|---------|----------|----------|----------|----------|----------|---------|---------|----------|----------|----------|--------|
| 10th   | 8       | Alexy (8)                    | 1800m   | 1600m    | 1400m    | 1200m    | 1000m    | 800m     | 600m    | 400m    | 200m     | WP       | Average  |        |
|        |         | Position in running (margin) | -       | 10(10.0) | 9(15.2)  | 9(13.2)  | 9(10.2)  | 10(10.4) | 10(8.4) | 9(7.9)  | 10(11.4) | 10(14.5) |          | 21.10  |
|        |         | Sectional time (s)           | 13.22   | 15.01    | 14.48    | 14.35    | 16.20    | 16.90    | 15.44   | 15.25   | 14.89    | 16.24    |          |        |
|        |         | Cumulative time (s)          | 151.98  | 138.76   | 123.75   | 109.27   | 94.92    | 78.72    | 61.82   | 46.38   | 31.13    | 16.24    | 2:31.98  |        |
|        |         | Speed (m/s)                  | 13.62   | 13.32    | 13.81    | 13.94    | 12.35    | 11.83    | 12.95   | 13.11   | 13.43    | 12.32    | 13.03    |        |
|        |         | Stride length (m)            | 6.28    | 6.16     | 6.24     | 6.38     | 5.92     | 5.68     | 6.02    | 6.01    | 6.03     | 5.78     | 6.04     |        |
|        |         | Stride duration (s)          | 0.458   | 0.462    | 0.452    | 0.458    | 0.479    | 0.480    | 0.465   | 0.458   | 0.449    | 0.469    | 0.464    |        |
|        |         | Stride efficiency (%)        | 61.55   | 59.25    | 60.82    | 63.54    | 54.68    | 50.44    | 56.66   | 56.49   | 56.88    | 52.19    | 57.00    |        |
|        |         | Stride count                 | 28.68   | 32.48    | 32.06    | 31.36    | 33.81    | 35.20    | 33.22   | 33.26   | 33.15    | 34.61    | 327.83   |        |

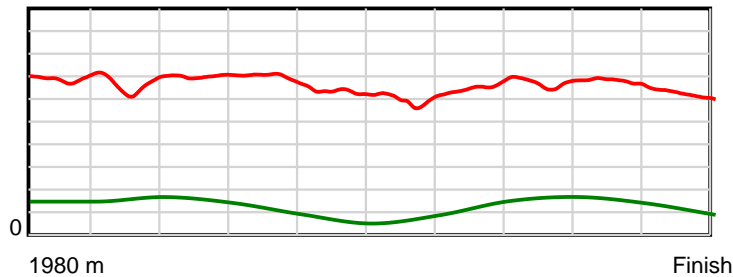
10 m Stride length



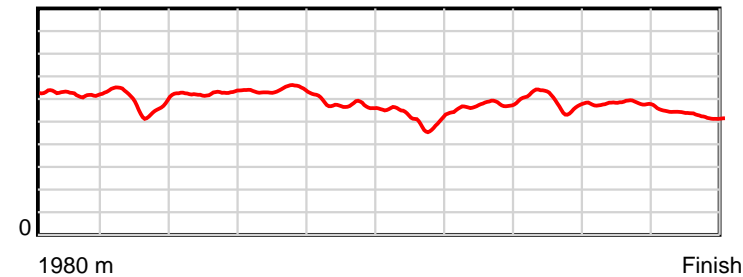
0.6 s Stride duration



20 m/sec Speed



100 % Stride efficiency



Note: Horizontal distance axis grid lines are 200m furlongs.

## Disclaimer.

HRNZ and NZMTC and Thoroughbred Ratings Pty Ltd accepts no responsibility for the completeness or accuracy of any of the information contained herein, and makes no representations about its suitability for any particular purpose. Users should make their own judgements about those matters and/or seek independent advice. You assume all risks associated with use of the data provided on this page.



# Race Results



June 24, 2022, Race 7, WOODLANDS STUD TROT, Distance 2600m, Addington - Survey 3200m

| Result | TAB no. | Horse (Barrier)              | 2600 to | 2400m to |
|--------|---------|------------------------------|---------|----------|
| 1st    | 2       | Jakarta (2)                  | 2400m   | 2200m    |
|        |         | Position in running (margin) | -       | 4(2.7)   |
|        |         | Sectional time (s)           | 17.49   | 15.88    |
|        |         | Cumulative time (s)          | 203.43  | 185.94   |
|        |         | Speed (m/s)                  | 11.44   | 12.59    |
|        |         | Stride length (m)            | 5.34    | 6.17     |
|        |         | Stride duration (s)          | 0.461   | 0.490    |
|        |         | Stride efficiency (%)        | 44.50   | 59.47    |
|        |         | Stride count                 | 37.48   | 32.42    |

## Disclaimer.

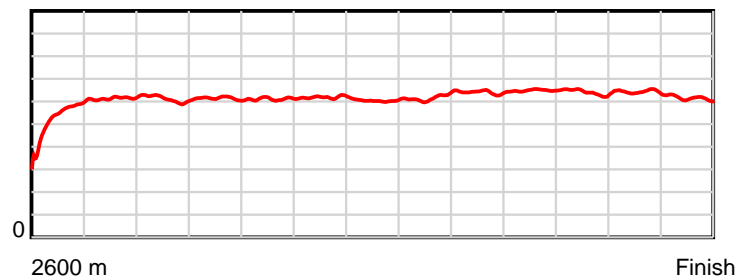
HRNZ and NZMTC and Thoroughbred Ratings Pty Ltd accepts no responsibility for the completeness or accuracy of any of the information contained herein, and makes no representations about its suitability for any particular purpose. Users should make their own judgements about those matters and/or seek independent advice. You assume all risks associated with use of the data provided on this page.

# Race Results

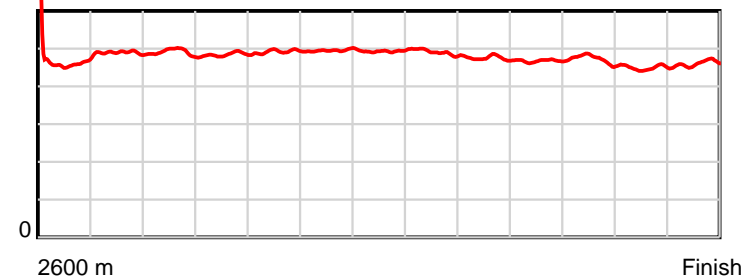
June 24, 2022, Race 7, WOODLANDS STUD TROT, Distance 2600m, Addington - Survey 3200m

| Result | TAB no. | Horse (Barrier)              | 2200m to | 2000m to | 1800m to | 1600m to | 1400m to | 1200m to | 1000m to | 800m to | 600m to | 400m to | 200m to | Total or | Margin |
|--------|---------|------------------------------|----------|----------|----------|----------|----------|----------|----------|---------|---------|---------|---------|----------|--------|
| 1st    | 2       | Jakarta (2)                  | 2000m    | 1800m    | 1600m    | 1400m    | 1200m    | 1000m    | 800m     | 600m    | 400m    | 200m    | WP      | Average  |        |
|        |         | Position in running (margin) | 4(7.0)   | 3(6.7)   | 4(4.1)   | 4(5.0)   | 4(4.4)   | 5(4.3)   | 5(4.3)   | 5(5.1)  | 6(4.8)  | 4(5.3)  | 3(2.0)  |          | 0.00   |
|        |         | Sectional time (s)           | 16.11    | 15.78    | 16.27    | 15.95    | 16.40    | 15.84    | 15.01    | 14.48   | 14.91   | 14.13   | 15.18   |          |        |
|        |         | Cumulative time (s)          | 170.06   | 153.95   | 138.17   | 121.90   | 105.95   | 89.55    | 73.71    | 58.70   | 44.22   | 29.31   | 15.18   | 3:23.43  |        |
|        |         | Speed (m/s)                  | 12.41    | 12.67    | 12.29    | 12.54    | 12.20    | 12.63    | 13.32    | 13.81   | 13.41   | 14.15   | 13.18   | 12.78    |        |
|        |         | Stride length (m)            | 6.09     | 6.14     | 6.05     | 6.21     | 6.02     | 6.20     | 6.33     | 6.46    | 6.33    | 6.36    | 6.08    | 6.12     |        |
|        |         | Stride duration (s)          | 0.491    | 0.484    | 0.492    | 0.496    | 0.493    | 0.491    | 0.475    | 0.467   | 0.472   | 0.449   | 0.461   | 0.479    |        |
|        |         | Stride efficiency (%)        | 57.99    | 58.84    | 57.23    | 60.33    | 56.56    | 60.00    | 62.57    | 65.12   | 62.61   | 63.14   | 57.76   | 58.59    |        |
|        |         | Stride count                 | 32.83    | 32.59    | 33.05    | 32.19    | 33.24    | 32.28    | 31.61    | 30.98   | 31.60   | 31.46   | 32.90   | 424.63   |        |

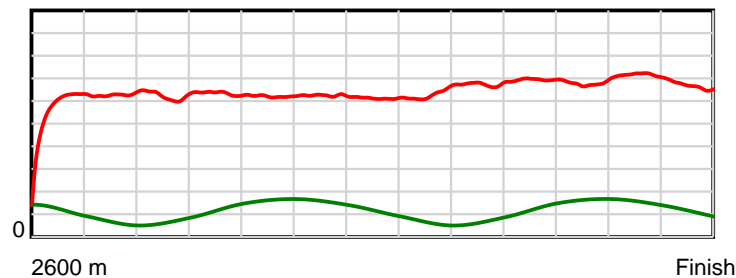
10 m Stride length



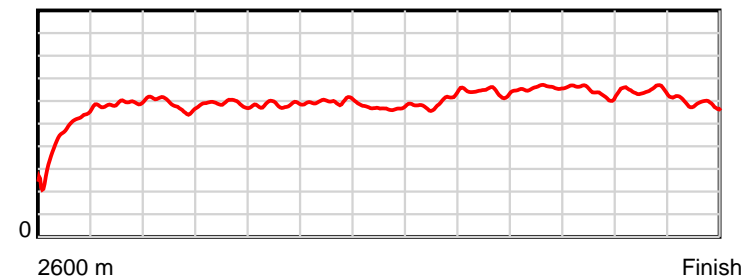
0.6 s Stride duration



20 m/sec Speed



100 % Stride efficiency



Note: Horizontal distance axis grid lines are 200m furlongs.

## Disclaimer.

HRNZ and NZMTC and Thoroughbred Ratings Pty Ltd accepts no responsibility for the completeness or accuracy of any of the information contained herein, and makes no representations about its suitability for any particular purpose. Users should make their own judgements about those matters and/or seek independent advice. You assume all risks associated with use of the data provided on this page.



# Race Results



June 24, 2022, Race 7, WOODLANDS STUD TROT, Distance 2600m, Addington - Survey 3200m

| Result | TAB no. | Horse (Barrier)              | 2600 to      | 2400m to     |
|--------|---------|------------------------------|--------------|--------------|
| 2nd    | 5       | <b>Cody Banner (5)</b>       | <b>2400m</b> | <b>2200m</b> |
|        |         | Position in running (margin) | -            | 5(3.1)       |
|        |         | Sectional time (s)           | 17.64        | 15.96        |
|        |         | Cumulative time (s)          | 203.52       | 185.88       |
|        |         | Speed (m/s)                  | 11.34        | 12.53        |
|        |         | Stride length (m)            | 5.26         | 5.62         |
|        |         | Stride duration (s)          | 0.455        | 0.448        |
|        |         | Stride efficiency (%)        | 43.16        | 49.34        |
|        |         | Stride count                 | 38.06        | 35.59        |

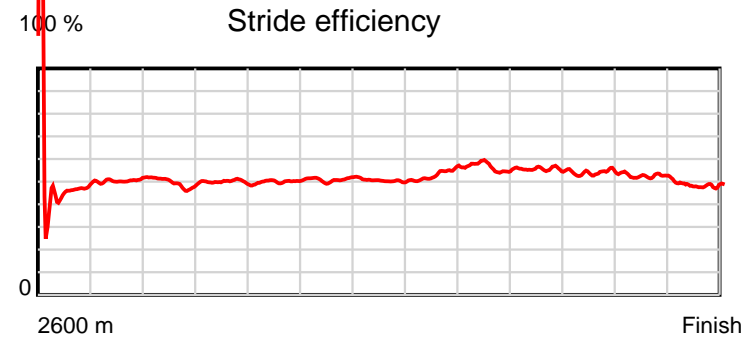
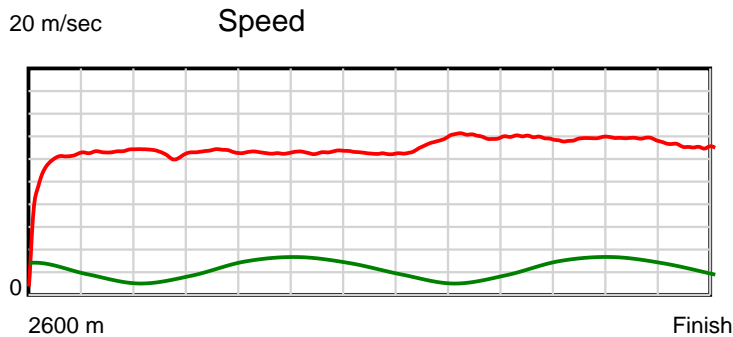
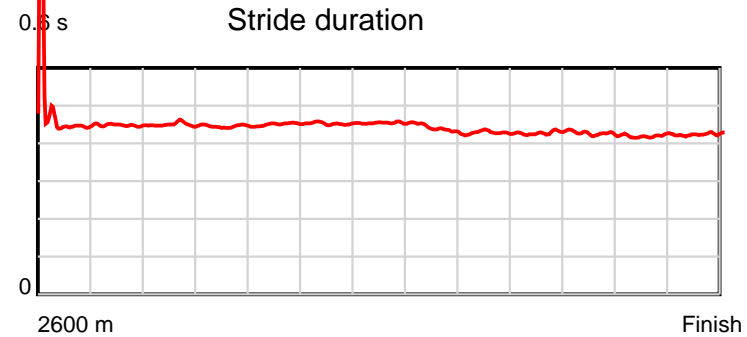
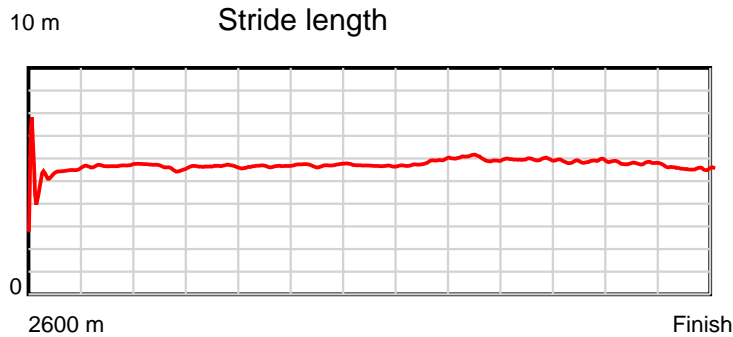
#### Disclaimer.

HRNZ and NZMTC and Thoroughbred Ratings Pty Ltd accepts no responsibility for the completeness or accuracy of any of the information contained herein, and makes no representations about its suitability for any particular purpose. Users should make their own judgements about those matters and/or seek independent advice. You assume all risks associated with use of the data provided on this page.

# Race Results

June 24, 2022, Race 7, WOODLANDS STUD TROT, Distance 2600m, Addington - Survey 3200m

| Result | TAB no. | Horse (Barrier)              | 2200m to | 2000m to | 1800m to | 1600m to | 1400m to | 1200m to | 1000m to | 800m to | 600m to | 400m to | 200m to | Total or | Margin |
|--------|---------|------------------------------|----------|----------|----------|----------|----------|----------|----------|---------|---------|---------|---------|----------|--------|
| 2nd    | 5       | Cody Banner (5)              | 2000m    | 1800m    | 1600m    | 1400m    | 1200m    | 1000m    | 800m     | 600m    | 400m    | 200m    | WP      | Average  |        |
|        |         | Position in running (margin) | 5(7.9)   | 5(8.7)   | 5(5.8)   | 5(6.5)   | 5(6.0)   | 4(4.1)   | 2(1.3)   | 1(0.0)  | 2(0.3)  | 1(0.0)  | 1(0.0)  |          | 0.50   |
|        |         | Sectional time (s)           | 16.29    | 15.73    | 16.24    | 15.96    | 16.09    | 15.39    | 14.66    | 14.58   | 14.77   | 14.67   | 15.54   |          |        |
|        |         | Cumulative time (s)          | 169.92   | 153.63   | 137.90   | 121.66   | 105.70   | 89.61    | 74.22    | 59.56   | 44.98   | 30.21   | 15.54   | 3:23.52  |        |
|        |         | Speed (m/s)                  | 12.28    | 12.71    | 12.32    | 12.53    | 12.43    | 13.00    | 13.64    | 13.72   | 13.54   | 13.63   | 12.87   | 12.78    |        |
|        |         | Stride length (m)            | 5.52     | 5.66     | 5.55     | 5.67     | 5.64     | 5.71     | 5.85     | 5.87    | 5.76    | 5.71    | 5.46    | 5.63     |        |
|        |         | Stride duration (s)          | 0.450    | 0.445    | 0.451    | 0.453    | 0.454    | 0.439    | 0.429    | 0.428   | 0.425   | 0.419   | 0.424   | 0.441    |        |
|        |         | Stride efficiency (%)        | 47.63    | 50.10    | 48.13    | 50.26    | 49.78    | 50.92    | 53.45    | 53.87   | 51.84   | 51.02   | 46.52   | 49.57    |        |
|        |         | Stride count                 | 36.23    | 35.32    | 36.04    | 35.27    | 35.44    | 35.04    | 34.20    | 34.06   | 34.72   | 35.00   | 36.66   | 461.63   |        |



Note: Horizontal distance axis grid lines are 200m furlongs.

#### Disclaimer.

HRNZ and NZMTC and Thoroughbred Ratings Pty Ltd accepts no responsibility for the completeness or accuracy of any of the information contained herein, and makes no representations about its suitability for any particular purpose. Users should make their own judgements about those matters and/or seek independent advice. You assume all risks associated with use of the data provided on this page.



# Race Results



June 24, 2022, Race 7, WOODLANDS STUD TROT, Distance 2600m, Addington - Survey 3200m

| Result | TAB no. | Horse (Barrier)              | 2600 to      | 2400m to     |
|--------|---------|------------------------------|--------------|--------------|
| 3rd    | 13      | <b>Wynberg Watch (0)</b>     | <b>2400m</b> | <b>2200m</b> |
|        |         | Position in running (margin) | -            | 7(7.5)       |
|        |         | Sectional time (s)           | 18.35        | 16.12        |
|        |         | Cumulative time (s)          | 203.91       | 185.56       |
|        |         | Speed (m/s)                  | 10.90        | 12.41        |
|        |         | Stride length (m)            | 5.93         | 6.05         |
|        |         | Stride duration (s)          | 0.491        | 0.488        |
|        |         | Stride efficiency (%)        | 55.01        | 57.17        |
|        |         | Stride count                 | 33.71        | 33.06        |

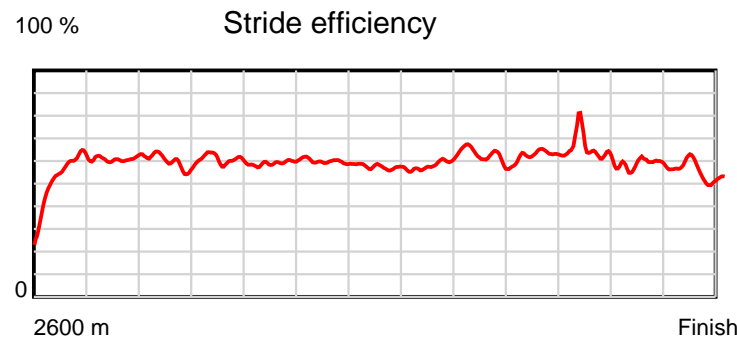
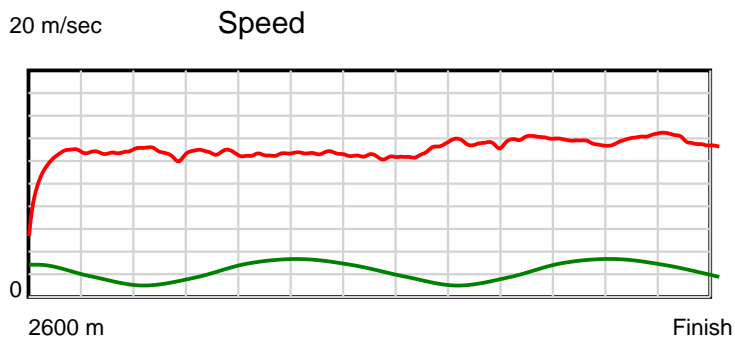
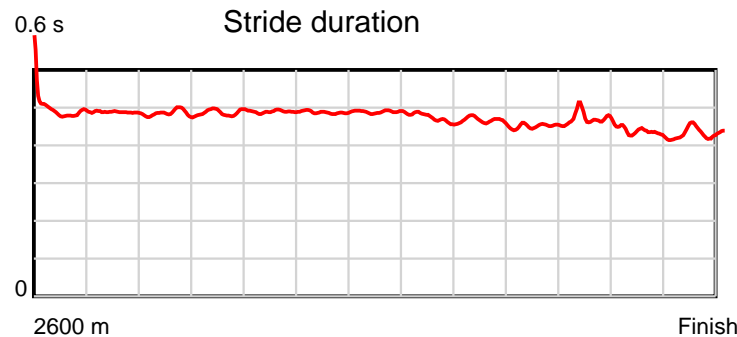
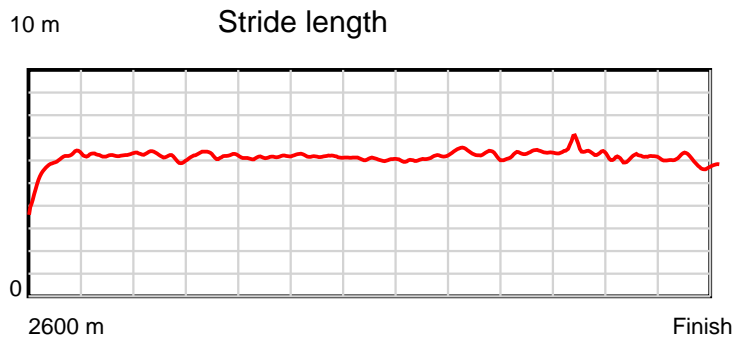
#### Disclaimer.

HRNZ and NZMTC and Thoroughbred Ratings Pty Ltd accepts no responsibility for the completeness or accuracy of any of the information contained herein, and makes no representations about its suitability for any particular purpose. Users should make their own judgements about those matters and/or seek independent advice. You assume all risks associated with use of the data provided on this page.

# Race Results

June 24, 2022, Race 7, WOODLANDS STUD TROT, Distance 2600m, Addington - Survey 3200m

| Result | TAB no. | Horse (Barrier)              | 2200m to | 2000m to | 1800m to | 1600m to | 1400m to | 1200m to | 1000m to | 800m to | 600m to | 400m to | 200m to | Total or | Margin |
|--------|---------|------------------------------|----------|----------|----------|----------|----------|----------|----------|---------|---------|---------|---------|----------|--------|
| 3rd    | 13      | Wynberg Watch (0)            | 2000m    | 1800m    | 1600m    | 1400m    | 1200m    | 1000m    | 800m     | 600m    | 400m    | 200m    | WP      | Average  |        |
|        |         | Position in running (margin) | 7(13.3)  | 8(13.3)  | 9(10.0)  | 9(11.8)  | 9(10.7)  | 9(8.5)   | 7(6.3)   | 8(8.2)  | 7(6.1)  | 8(8.6)  | 5(7.1)  |          | 2.80   |
|        |         | Sectional time (s)           | 16.17    | 15.66    | 16.43    | 15.85    | 16.05    | 15.48    | 15.20    | 14.17   | 15.24   | 14.41   | 14.78   |          |        |
|        |         | Cumulative time (s)          | 169.44   | 153.27   | 137.61   | 121.18   | 105.33   | 89.28    | 73.80    | 58.60   | 44.43   | 29.19   | 14.78   | 3:23.91  |        |
|        |         | Speed (m/s)                  | 12.37    | 12.77    | 12.17    | 12.62    | 12.46    | 12.92    | 13.16    | 14.11   | 13.12   | 13.88   | 13.53   | 12.75    |        |
|        |         | Stride length (m)            | 6.00     | 6.23     | 5.96     | 6.15     | 6.08     | 6.09     | 6.10     | 6.39    | 6.14    | 5.96    | 5.88    | 6.07     |        |
|        |         | Stride duration (s)          | 0.485    | 0.488    | 0.489    | 0.488    | 0.488    | 0.471    | 0.463    | 0.453   | 0.468   | 0.429   | 0.435   | 0.476    |        |
|        |         | Stride efficiency (%)        | 56.20    | 60.71    | 55.43    | 59.13    | 57.84    | 57.94    | 58.05    | 63.74   | 59.00   | 55.54   | 54.09   | 57.60    |        |
|        |         | Stride count                 | 33.35    | 32.09    | 33.58    | 32.51    | 32.87    | 32.85    | 32.81    | 31.32   | 32.55   | 33.55   | 33.99   | 428.24   |        |



Note: Horizontal distance axis grid lines are 200m furlongs.

## Disclaimer.

HRNZ and NZMTC and Thoroughbred Ratings Pty Ltd accepts no responsibility for the completeness or accuracy of any of the information contained herein, and makes no representations about its suitability for any particular purpose. Users should make their own judgements about those matters and/or seek independent advice. You assume all risks associated with use of the data provided on this page.



# Race Results



June 24, 2022, Race 7, WOODLANDS STUD TROT, Distance 2600m, Addington - Survey 3200m

| Result | TAB no. | Horse (Barrier)              | 2600 to | 2400m to |
|--------|---------|------------------------------|---------|----------|
| 4th    | 1       | Take After Me (1)            | 2400m   | 2200m    |
|        |         | Position in running (margin) | -       | 3(0.7)   |
|        |         | Sectional time (s)           | 17.27   | 15.79    |
|        |         | Cumulative time (s)          | 203.92  | 186.65   |
|        |         | Speed (m/s)                  | 11.58   | 12.67    |
|        |         | Stride length (m)            | 5.18    | 5.58     |
|        |         | Stride duration (s)          | 0.440   | 0.441    |
|        |         | Stride efficiency (%)        | 42.00   | 48.69    |
|        |         | Stride count                 | 38.58   | 35.83    |

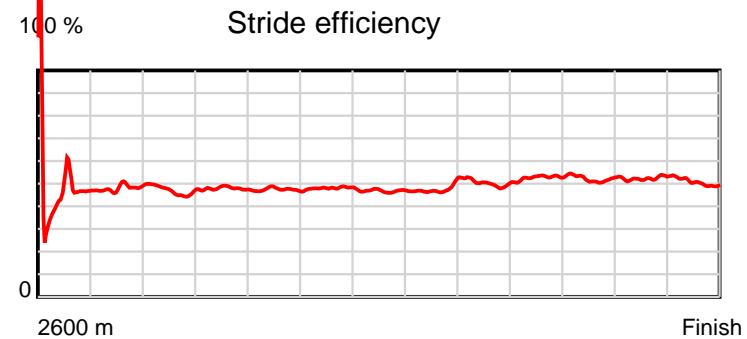
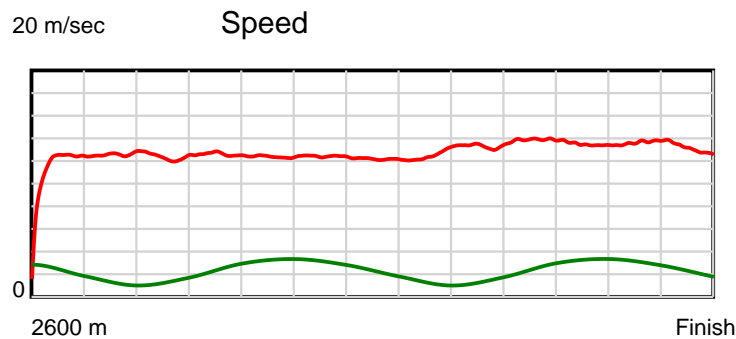
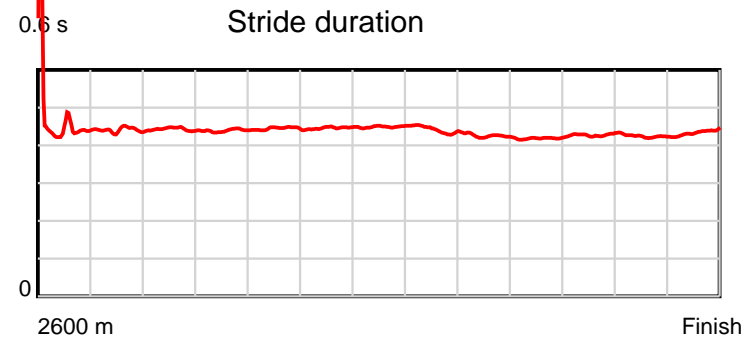
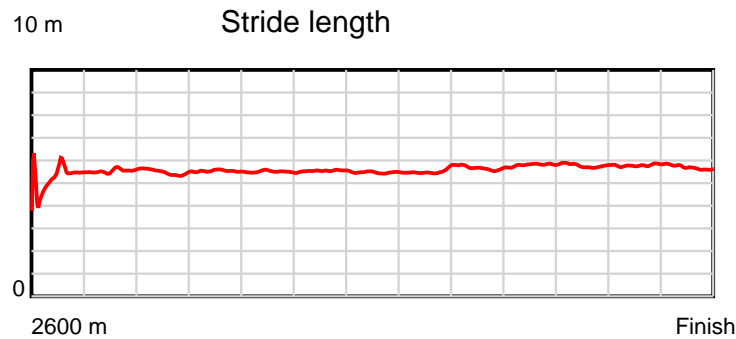
#### Disclaimer.

HRNZ and NZMTC and Thoroughbred Ratings Pty Ltd accepts no responsibility for the completeness or accuracy of any of the information contained herein, and makes no representations about its suitability for any particular purpose. Users should make their own judgements about those matters and/or seek independent advice. You assume all risks associated with use of the data provided on this page.

# Race Results

June 24, 2022, Race 7, WOODLANDS STUD TROT, Distance 2600m, Addington - Survey 3200m

| Result | TAB no. | Horse (Barrier)              | 2200m to | 2000m to | 1800m to | 1600m to | 1400m to | 1200m to | 1000m to | 800m to | 600m to | 400m to | 200m to | Total or | Margin |
|--------|---------|------------------------------|----------|----------|----------|----------|----------|----------|----------|---------|---------|---------|---------|----------|--------|
| 4th    | 1       | Take After Me (1)            | 2000m    | 1800m    | 1600m    | 1400m    | 1200m    | 1000m    | 800m     | 600m    | 400m    | 200m    | WP      | Average  |        |
|        |         | Position in running (margin) | 2(4.5)   | 2(4.4)   | 2(1.8)   | 2(2.7)   | 2(2.4)   | 2(1.8)   | 3(2.1)   | 3(3.3)  | 3(3.1)  | 3(3.6)  | 4(2.8)  |          | 2.80   |
|        |         | Sectional time (s)           | 16.17    | 15.78    | 16.27    | 15.98    | 16.32    | 15.89    | 15.07    | 14.50   | 14.90   | 14.55   | 15.43   |          |        |
|        |         | Cumulative time (s)          | 170.86   | 154.69   | 138.91   | 122.64   | 106.66   | 90.34    | 74.45    | 59.38   | 44.88   | 29.98   | 15.43   | 3:23.92  |        |
|        |         | Speed (m/s)                  | 12.37    | 12.67    | 12.29    | 12.52    | 12.25    | 12.59    | 13.27    | 13.79   | 13.42   | 13.75   | 12.96   | 12.75    |        |
|        |         | Stride length (m)            | 5.48     | 5.57     | 5.46     | 5.58     | 5.50     | 5.55     | 5.63     | 5.78    | 5.72    | 5.83    | 5.64    | 5.57     |        |
|        |         | Stride duration (s)          | 0.443    | 0.439    | 0.444    | 0.446    | 0.449    | 0.441    | 0.424    | 0.419   | 0.426   | 0.424   | 0.435   | 0.437    |        |
|        |         | Stride efficiency (%)        | 46.91    | 48.45    | 46.52    | 48.68    | 47.32    | 48.16    | 49.53    | 52.12   | 51.14   | 53.02   | 49.63   | 48.52    |        |
|        |         | Stride count                 | 36.50    | 35.92    | 36.65    | 35.83    | 36.34    | 36.03    | 35.53    | 34.63   | 34.96   | 34.33   | 35.49   | 466.62   |        |



Note: Horizontal distance axis grid lines are 200m furlongs.

#### Disclaimer.

HRNZ and NZMTC and Thoroughbred Ratings Pty Ltd accepts no responsibility for the completeness or accuracy of any of the information contained herein, and makes no representations about its suitability for any particular purpose. Users should make their own judgements about those matters and/or seek independent advice. You assume all risks associated with use of the data provided on this page.



# Race Results



June 24, 2022, Race 7, WOODLANDS STUD TROT, Distance 2600m, Addington - Survey 3200m

| Result | TAB no. | Horse (Barrier)              | 2600 to      | 2400m to     |
|--------|---------|------------------------------|--------------|--------------|
| 5th    | 4       | <b>Jerry Garcia (4)</b>      | <b>2400m</b> | <b>2200m</b> |
|        |         | Position in running (margin) | -            | 1(0.0)       |
|        |         | Sectional time (s)           | 17.10        | 15.16        |
|        |         | Cumulative time (s)          | 204.02       | 186.92       |
|        |         | Speed (m/s)                  | 11.70        | 13.19        |
|        |         | Stride length (m)            | 5.59         | 6.17         |
|        |         | Stride duration (s)          | 0.467        | 0.468        |
|        |         | Stride efficiency (%)        | 48.81        | 59.46        |
|        |         | Stride count                 | 35.78        | 32.42        |

#### Disclaimer.

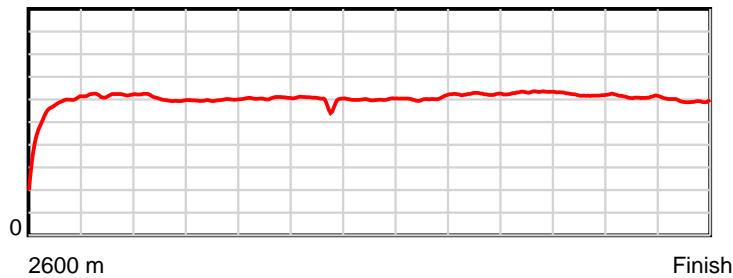
HRNZ and NZMTC and Thoroughbred Ratings Pty Ltd accepts no responsibility for the completeness or accuracy of any of the information contained herein, and makes no representations about its suitability for any particular purpose. Users should make their own judgements about those matters and/or seek independent advice. You assume all risks associated with use of the data provided on this page.

# Race Results

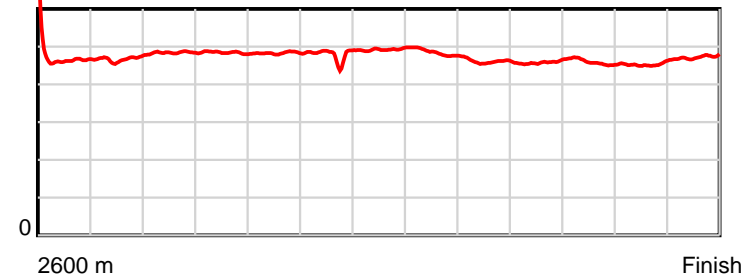
June 24, 2022, Race 7, WOODLANDS STUD TROT, Distance 2600m, Addington - Survey 3200m

| Result | TAB no. | Horse (Barrier)              | 2200m to     | 2000m to     | 1800m to     | 1600m to     | 1400m to     | 1200m to     | 1000m to    | 800m to     | 600m to     | 400m to     | 200m to   | Total or       | Margin |
|--------|---------|------------------------------|--------------|--------------|--------------|--------------|--------------|--------------|-------------|-------------|-------------|-------------|-----------|----------------|--------|
| 5th    | 4       | <b>Jerry Garcia (4)</b>      | <b>2000m</b> | <b>1800m</b> | <b>1600m</b> | <b>1400m</b> | <b>1200m</b> | <b>1000m</b> | <b>800m</b> | <b>600m</b> | <b>400m</b> | <b>200m</b> | <b>WP</b> | <b>Average</b> |        |
|        |         | Position in running (margin) | 1(0.0)       | 1(0.0)       | 1(0.0)       | 1(0.0)       | 1(0.0)       | 1(0.0)       | 1(0.0)      | 2(0.1)      | 1(0.0)      | 2(0.3)      | 2(0.7)    |                | 3.50   |
|        |         | Sectional time (s)           | 16.17        | 16.21        | 16.13        | 16.03        | 16.42        | 15.85        | 14.88       | 14.52       | 14.87       | 14.73       | 15.95     |                |        |
|        |         | Cumulative time (s)          | 171.76       | 155.59       | 139.38       | 123.25       | 107.22       | 90.80        | 74.95       | 60.07       | 45.55       | 30.68       | 15.95     | 3:24.02        |        |
|        |         | Speed (m/s)                  | 12.37        | 12.34        | 12.40        | 12.48        | 12.18        | 12.62        | 13.44       | 13.77       | 13.45       | 13.58       | 12.54     | 12.74          |        |
|        |         | Stride length (m)            | 5.98         | 5.98         | 5.99         | 5.97         | 6.00         | 6.11         | 6.19        | 6.31        | 6.17        | 6.16        | 5.92      | 6.04           |        |
|        |         | Stride duration (s)          | 0.484        | 0.485        | 0.483        | 0.479        | 0.493        | 0.485        | 0.461       | 0.458       | 0.459       | 0.453       | 0.472     | 0.474          |        |
|        |         | Stride efficiency (%)        | 55.95        | 55.89        | 56.02        | 55.72        | 56.29        | 58.42        | 59.93       | 62.22       | 59.56       | 59.26       | 54.85     | 56.97          |        |
|        |         | Stride count                 | 33.42        | 33.44        | 33.40        | 33.49        | 33.32        | 32.71        | 32.30       | 31.70       | 32.40       | 32.48       | 33.76     | 430.62         |        |

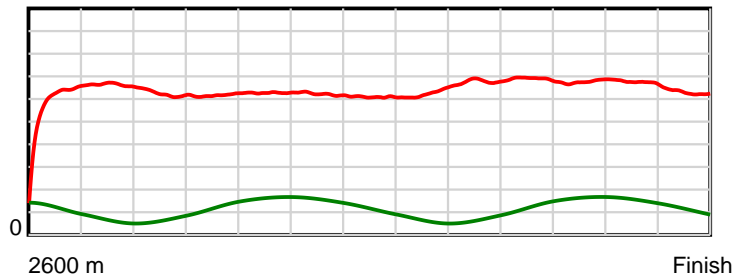
10 m Stride length



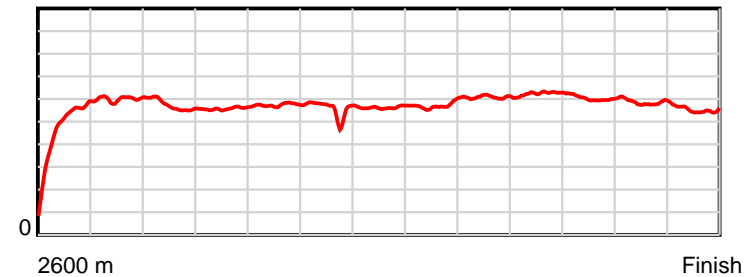
0.6 s Stride duration



20 m/sec Speed



100 % Stride efficiency



Note: Horizontal distance axis grid lines are 200m furlongs.

### Disclaimer.

HRNZ and NZMTC and Thoroughbred Ratings Pty Ltd accepts no responsibility for the completeness or accuracy of any of the information contained herein, and makes no representations about its suitability for any particular purpose. Users should make their own judgements about those matters and/or seek independent advice. You assume all risks associated with use of the data provided on this page.



# Race Results



June 24, 2022, Race 7, WOODLANDS STUD TROT, Distance 2600m, Addington - Survey 3200m

| Result | TAB no. | Horse (Barrier)              | 2600 to | 2400m to |
|--------|---------|------------------------------|---------|----------|
| 6th    | 9       | Majestic Whisp... (9)        | 2400m   | 2200m    |
|        |         | Position in running (margin) | -       | 9(19.2)  |
|        |         | Sectional time (s)           | 20.34   | 14.88    |
|        |         | Cumulative time (s)          | 205.67  | 185.33   |
|        |         | Speed (m/s)                  | 9.84    | 13.44    |
|        |         | Stride length (m)            | 4.61    | 5.62     |
|        |         | Stride duration (s)          | 0.445   | 0.418    |
|        |         | Stride efficiency (%)        | 33.17   | 49.40    |
|        |         | Stride count                 | 43.41   | 35.57    |

#### Disclaimer.

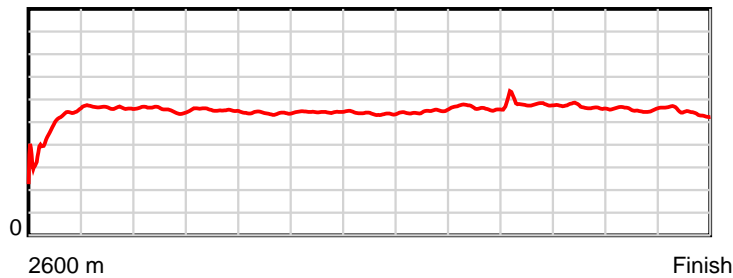
HRNZ and NZMTC and Thoroughbred Ratings Pty Ltd accepts no responsibility for the completeness or accuracy of any of the information contained herein, and makes no representations about its suitability for any particular purpose. Users should make their own judgements about those matters and/or seek independent advice. You assume all risks associated with use of the data provided on this page.

# Race Results

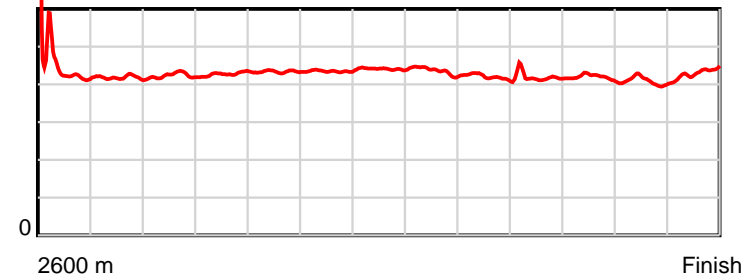
June 24, 2022, Race 7, WOODLANDS STUD TROT, Distance 2600m, Addington - Survey 3200m

| Result | TAB no. | Horse (Barrier)              | 2200m to | 2000m to | 1800m to | 1600m to | 1400m to | 1200m to | 1000m to | 800m to | 600m to | 400m to | 200m to | Total or | Margin |
|--------|---------|------------------------------|----------|----------|----------|----------|----------|----------|----------|---------|---------|---------|---------|----------|--------|
| 6th    | 9       | Majestic Whisp... (9)        | 2000m    | 1800m    | 1600m    | 1400m    | 1200m    | 1000m    | 800m     | 600m    | 400m    | 200m    | WP      | Average  |        |
|        |         | Position in running (margin) | 9(17.5)  | 9(14.1)  | 8(9.2)   | 8(9.8)   | 7(8.3)   | 8(7.9)   | 9(8.1)   | 9(9.7)  | 9(9.0)  | 9(9.6)  | 7(9.8)  |          | 13.20  |
|        |         | Sectional time (s)           | 15.60    | 15.39    | 16.23    | 15.78    | 16.35    | 15.88    | 15.14    | 14.42   | 14.91   | 14.70   | 16.05   |          |        |
|        |         | Cumulative time (s)          | 170.45   | 154.85   | 139.46   | 123.23   | 107.45   | 91.10    | 75.22    | 60.08   | 45.66   | 30.75   | 16.05   | 3:25.67  |        |
|        |         | Speed (m/s)                  | 12.82    | 13.00    | 12.32    | 12.67    | 12.23    | 12.59    | 13.21    | 13.87   | 13.41   | 13.61   | 12.46   | 12.64    |        |
|        |         | Stride length (m)            | 5.43     | 5.56     | 5.34     | 5.51     | 5.39     | 5.49     | 5.54     | 5.81    | 5.61    | 5.56    | 5.39    | 5.44     |        |
|        |         | Stride duration (s)          | 0.423    | 0.428    | 0.434    | 0.435    | 0.441    | 0.436    | 0.419    | 0.419   | 0.418   | 0.409   | 0.432   | 0.430    |        |
|        |         | Stride efficiency (%)        | 46.01    | 48.28    | 44.62    | 47.48    | 45.44    | 47.16    | 47.98    | 52.68   | 49.20   | 48.34   | 45.34   | 46.18    |        |
|        |         | Stride count                 | 36.86    | 35.98    | 37.43    | 36.28    | 37.09    | 36.41    | 36.09    | 34.44   | 35.64   | 35.96   | 37.13   | 478.29   |        |

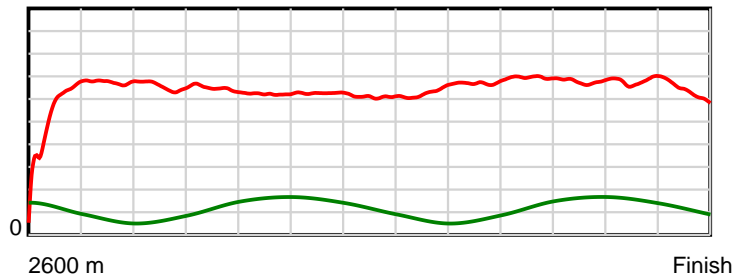
10 m Stride length



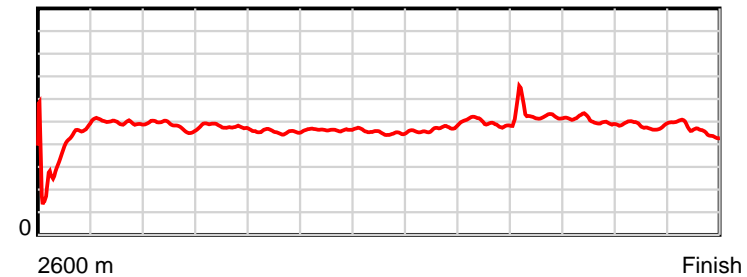
0.5 s Stride duration



20 m/sec Speed



100 % Stride efficiency



Note: Horizontal distance axis grid lines are 200m furlongs.

## Disclaimer.

HRNZ and NZMTC and Thoroughbred Ratings Pty Ltd accepts no responsibility for the completeness or accuracy of any of the information contained herein, and makes no representations about its suitability for any particular purpose. Users should make their own judgements about those matters and/or seek independent advice. You assume all risks associated with use of the data provided on this page.



# Race Results



June 24, 2022, Race 7, WOODLANDS STUD TROT, Distance 2600m, Addington - Survey 3200m

| Result | TAB no. | Horse (Barrier)              | 2600 to | 2400m to |
|--------|---------|------------------------------|---------|----------|
| 7th    | 7       | Kahntdoitalone (7)           | 2400m   | 2200m    |
|        |         | Position in running (margin) | -       | 8(16.6)  |
|        |         | Sectional time (s)           | 19.88   | 14.91    |
|        |         | Cumulative time (s)          | 205.93  | 186.05   |
|        |         | Speed (m/s)                  | 10.06   | 13.41    |
|        |         | Stride length (m)            | 4.82    | 6.21     |
|        |         | Stride duration (s)          | 0.472   | 0.463    |
|        |         | Stride efficiency (%)        | 36.28   | 60.20    |
|        |         | Stride count                 | 41.51   | 32.22    |

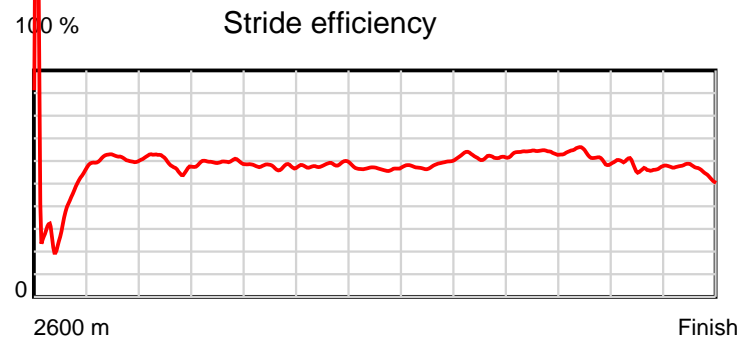
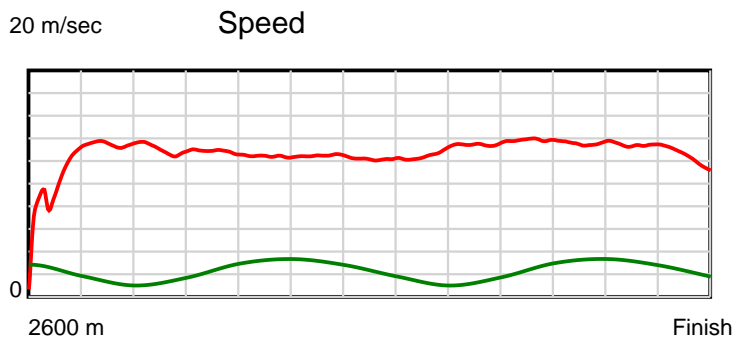
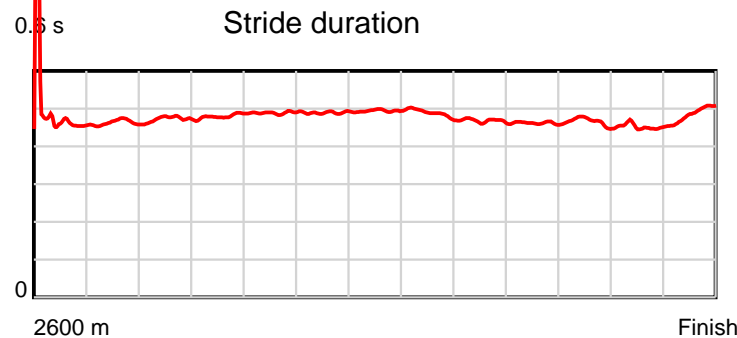
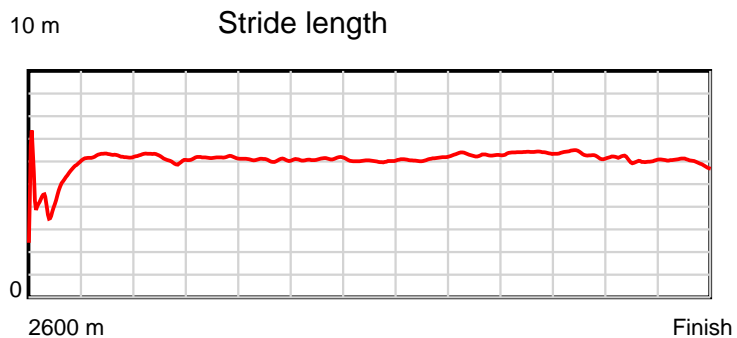
## Disclaimer.

HRNZ and NZMTC and Thoroughbred Ratings Pty Ltd accepts no responsibility for the completeness or accuracy of any of the information contained herein, and makes no representations about its suitability for any particular purpose. Users should make their own judgements about those matters and/or seek independent advice. You assume all risks associated with use of the data provided on this page.

# Race Results

June 24, 2022, Race 7, WOODLANDS STUD TROT, Distance 2600m, Addington - Survey 3200m

| Result | TAB no. | Horse (Barrier)              | 2200m to | 2000m to | 1800m to | 1600m to | 1400m to | 1200m to | 1000m to | 800m to | 600m to | 400m to | 200m to | Total or | Margin |
|--------|---------|------------------------------|----------|----------|----------|----------|----------|----------|----------|---------|---------|---------|---------|----------|--------|
| 7th    | 7       | Kahntdoitalone (7)           | 2000m    | 1800m    | 1600m    | 1400m    | 1200m    | 1000m    | 800m     | 600m    | 400m    | 200m    | WP      | Average  |        |
|        |         | Position in running (margin) | 8(15.1)  | 7(10.8)  | 6(6.9)   | 6(6.8)   | 6(6.3)   | 6(5.9)   | 8(6.6)   | 7(7.2)  | 8(6.9)  | 6(6.8)  | 6(8.7)  |          | 14.70  |
|        |         | Sectional time (s)           | 15.46    | 15.57    | 16.12    | 15.94    | 16.36    | 15.97    | 14.98    | 14.47   | 14.81   | 14.98   | 16.48   |          |        |
|        |         | Cumulative time (s)          | 171.14   | 155.68   | 140.11   | 123.99   | 108.05   | 91.69    | 75.72    | 60.74   | 46.27   | 31.46   | 16.48   | 3:25.93  |        |
|        |         | Speed (m/s)                  | 12.94    | 12.85    | 12.41    | 12.55    | 12.22    | 12.52    | 13.35    | 13.82   | 13.50   | 13.35   | 12.14   | 12.63    |        |
|        |         | Stride length (m)            | 6.12     | 6.17     | 6.07     | 6.14     | 6.04     | 6.11     | 6.24     | 6.39    | 6.28    | 6.04    | 5.93    | 6.01     |        |
|        |         | Stride duration (s)          | 0.473    | 0.480    | 0.489    | 0.490    | 0.494    | 0.488    | 0.467    | 0.462   | 0.465   | 0.452   | 0.489   | 0.476    |        |
|        |         | Stride efficiency (%)        | 58.49    | 59.49    | 57.58    | 58.94    | 57.01    | 58.37    | 60.87    | 63.74   | 61.54   | 57.00   | 54.97   | 56.54    |        |
|        |         | Stride count                 | 32.69    | 32.42    | 32.95    | 32.57    | 33.11    | 32.72    | 32.05    | 31.32   | 31.87   | 33.11   | 33.72   | 432.26   |        |



Note: Horizontal distance axis grid lines are 200m furlongs.

#### Disclaimer.

HRNZ and NZMTC and Thoroughbred Ratings Pty Ltd accepts no responsibility for the completeness or accuracy of any of the information contained herein, and makes no representations about its suitability for any particular purpose. Users should make their own judgements about those matters and/or seek independent advice. You assume all risks associated with use of the data provided on this page.



# Race Results



June 24, 2022, Race 7, WOODLANDS STUD TROT, Distance 2600m, Addington - Survey 3200m

| Result | TAB no. | Horse (Barrier)              | 2600 to      | 2400m to     |
|--------|---------|------------------------------|--------------|--------------|
| 8th    | 10      | <b>Gotta Ticket (10)</b>     | <b>2400m</b> | <b>2200m</b> |
|        |         | Position in running (margin) | -            | 2(0.3)       |
|        |         | Sectional time (s)           | 17.11        | 16.05        |
|        |         | Cumulative time (s)          | 207.06       | 189.95       |
|        |         | Speed (m/s)                  | 11.69        | 12.46        |
|        |         | Stride length (m)            | 5.46         | 5.91         |
|        |         | Stride duration (s)          | 0.467        | 0.474        |
|        |         | Stride efficiency (%)        | 46.60        | 54.54        |
|        |         | Stride count                 | 36.63        | 33.85        |

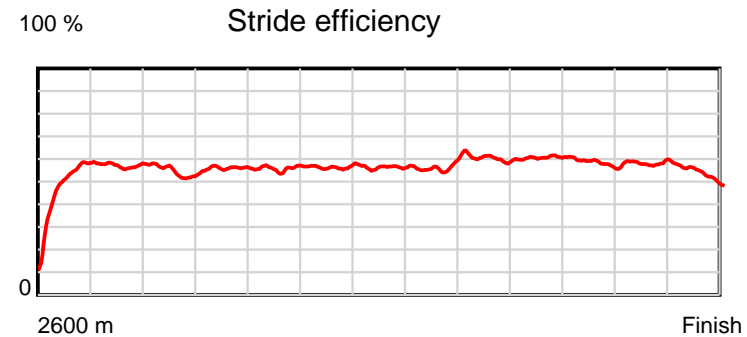
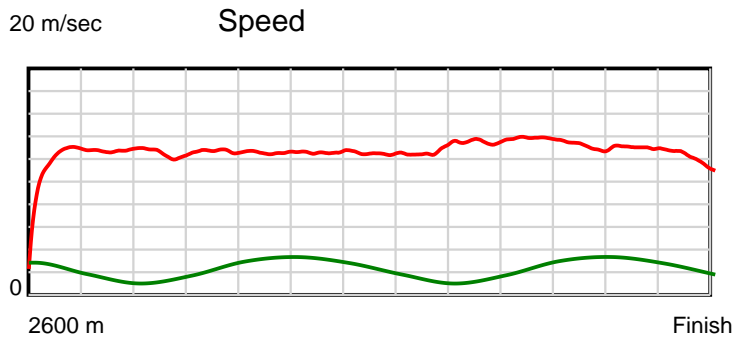
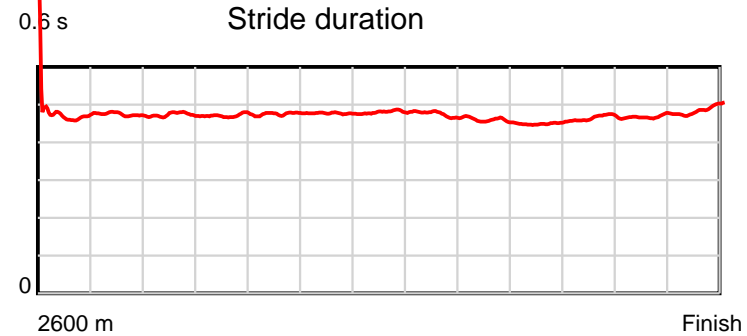
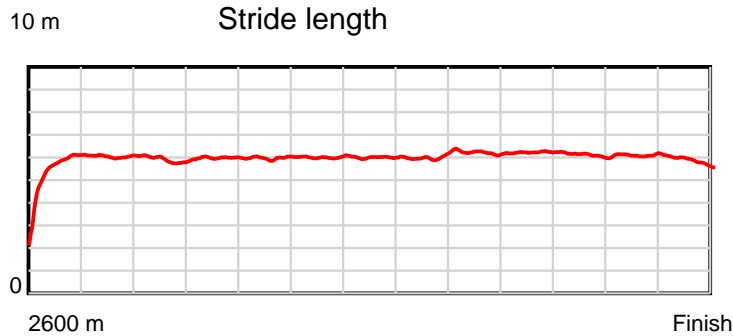
#### Disclaimer.

HRNZ and NZMTC and Thoroughbred Ratings Pty Ltd accepts no responsibility for the completeness or accuracy of any of the information contained herein, and makes no representations about its suitability for any particular purpose. Users should make their own judgements about those matters and/or seek independent advice. You assume all risks associated with use of the data provided on this page.

# Race Results

June 24, 2022, Race 7, WOODLANDS STUD TROT, Distance 2600m, Addington - Survey 3200m

| Result | TAB no. | Horse (Barrier)              | 2200m to     | 2000m to     | 1800m to     | 1600m to     | 1400m to     | 1200m to     | 1000m to    | 800m to     | 600m to     | 400m to     | 200m to   | Total or       | Margin |
|--------|---------|------------------------------|--------------|--------------|--------------|--------------|--------------|--------------|-------------|-------------|-------------|-------------|-----------|----------------|--------|
| 8th    | 10      | <b>Gotta Ticket (10)</b>     | <b>2000m</b> | <b>1800m</b> | <b>1600m</b> | <b>1400m</b> | <b>1200m</b> | <b>1000m</b> | <b>800m</b> | <b>600m</b> | <b>400m</b> | <b>200m</b> | <b>WP</b> | <b>Average</b> |        |
|        |         | Position in running (margin) | 3(5.6)       | 4(7.1)       | 3(3.9)       | 3(4.4)       | 3(4.2)       | 3(1.9)       | 4(3.0)      | 4(4.1)      | 4(3.5)      | 7(8.4)      | 8(13.2)   |                | 21.30  |
|        |         | Sectional time (s)           | 16.42        | 15.68        | 16.21        | 15.99        | 16.03        | 16.03        | 15.06       | 14.44       | 15.64       | 15.46       | 16.94     |                |        |
|        |         | Cumulative time (s)          | 173.90       | 157.48       | 141.80       | 125.59       | 109.60       | 93.57        | 77.54       | 62.48       | 48.04       | 32.40       | 16.94     | 3:27.06        |        |
|        |         | Speed (m/s)                  | 12.18        | 12.76        | 12.34        | 12.51        | 12.48        | 12.48        | 13.28       | 13.85       | 12.79       | 12.94       | 11.81     | 12.56          |        |
|        |         | Stride length (m)            | 5.76         | 6.01         | 5.86         | 5.96         | 5.99         | 5.92         | 6.09        | 6.23        | 5.95        | 6.07        | 5.77      | 5.92           |        |
|        |         | Stride duration (s)          | 0.473        | 0.472        | 0.475        | 0.477        | 0.480        | 0.475        | 0.459       | 0.450       | 0.465       | 0.469       | 0.489     | 0.471          |        |
|        |         | Stride efficiency (%)        | 51.91        | 56.52        | 53.75        | 55.56        | 56.05        | 54.80        | 57.91       | 60.69       | 55.37       | 57.54       | 52.04     | 54.71          |        |
|        |         | Stride count                 | 34.70        | 33.25        | 34.10        | 33.54        | 33.40        | 33.77        | 32.85       | 32.09       | 33.60       | 32.96       | 34.66     | 439.40         |        |



Note: Horizontal distance axis grid lines are 200m furlongs.

#### Disclaimer.

HRNZ and NZMTC and Thoroughbred Ratings Pty Ltd accepts no responsibility for the completeness or accuracy of any of the information contained herein, and makes no representations about its suitability for any particular purpose. Users should make their own judgements about those matters and/or seek independent advice. You assume all risks associated with use of the data provided on this page.



# Race Results



June 24, 2022, Race 7, WOODLANDS STUD TROT, Distance 2600m, Addington - Survey 3200m

| Result | TAB no. | Horse (Barrier)              | 2600 to      | 2400m to     |
|--------|---------|------------------------------|--------------|--------------|
| 9th    | 3       | <b>Doctor Lavros (3)</b>     | <b>2400m</b> | <b>2200m</b> |
|        |         | Position in running (margin) | -            | 6(5.1)       |
|        |         | Sectional time (s)           | 17.93        | 15.93        |
|        |         | Cumulative time (s)          | 208.88       | 190.95       |
|        |         | Speed (m/s)                  | 11.16        | 12.55        |
|        |         | Stride length (m)            | 5.77         | 6.42         |
|        |         | Stride duration (s)          | 0.496        | 0.511        |
|        |         | Stride efficiency (%)        | 52.09        | 64.41        |
|        |         | Stride count                 | 34.64        | 31.15        |

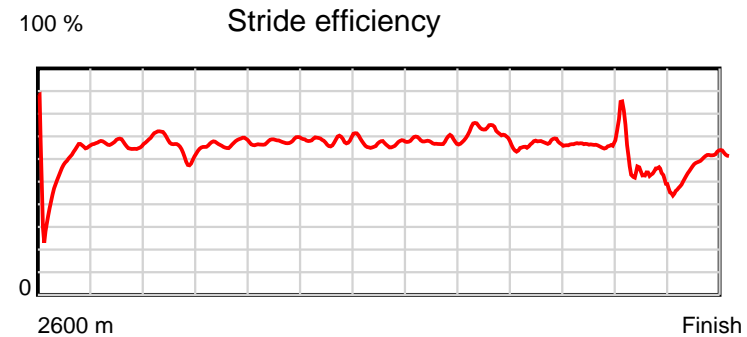
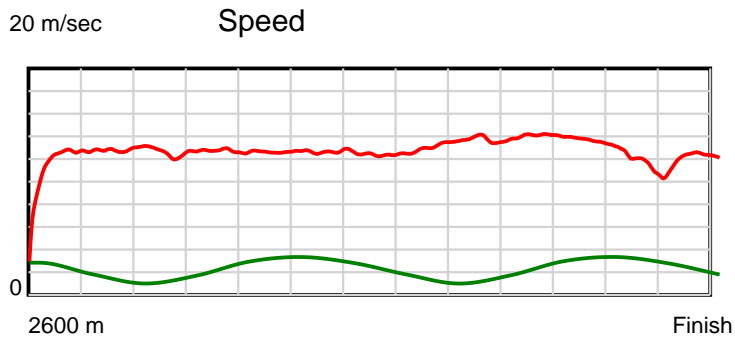
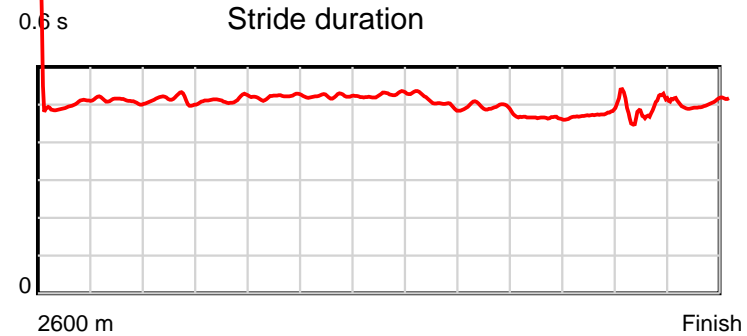
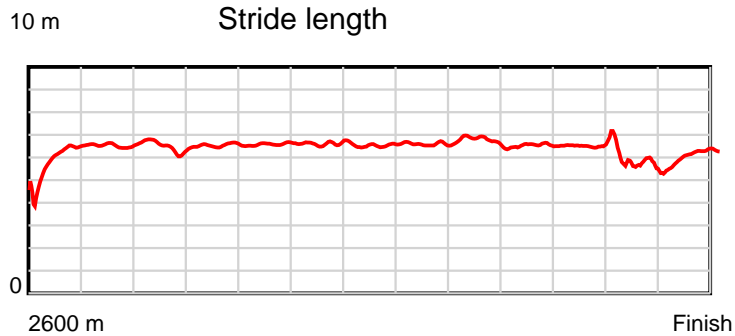
#### Disclaimer.

HRNZ and NZMTC and Thoroughbred Ratings Pty Ltd accepts no responsibility for the completeness or accuracy of any of the information contained herein, and makes no representations about its suitability for any particular purpose. Users should make their own judgements about those matters and/or seek independent advice. You assume all risks associated with use of the data provided on this page.

# Race Results

June 24, 2022, Race 7, WOODLANDS STUD TROT, Distance 2600m, Addington - Survey 3200m

| Result | TAB no. | Horse (Barrier)              | 2200m to     | 2000m to     | 1800m to     | 1600m to     | 1400m to     | 1200m to     | 1000m to    | 800m to     | 600m to     | 400m to     | 200m to   | Total or       | Margin |
|--------|---------|------------------------------|--------------|--------------|--------------|--------------|--------------|--------------|-------------|-------------|-------------|-------------|-----------|----------------|--------|
| 9th    | 3       | <b>Doctor Lavros (3)</b>     | <b>2000m</b> | <b>1800m</b> | <b>1600m</b> | <b>1400m</b> | <b>1200m</b> | <b>1000m</b> | <b>800m</b> | <b>600m</b> | <b>400m</b> | <b>200m</b> | <b>WP</b> | <b>Average</b> |        |
|        |         | Position in running (margin) | 6(9.7)       | 6(10.7)      | 7(7.7)       | 7(8.7)       | 8(8.7)       | 7(6.3)       | 6(4.9)      | 6(6.6)      | 5(4.3)      | 5(5.9)      | 9(27.4)   |                | 32.10  |
|        |         | Sectional time (s)           | 16.34        | 15.71        | 16.29        | 16.02        | 16.02        | 15.62        | 15.16       | 14.14       | 15.09       | 18.25       | 16.38     |                |        |
|        |         | Cumulative time (s)          | 175.02       | 158.68       | 142.97       | 126.68       | 110.66       | 94.64        | 79.02       | 63.86       | 49.72       | 34.63       | 16.38     | 3:28.88        |        |
|        |         | Speed (m/s)                  | 12.24        | 12.73        | 12.28        | 12.48        | 12.48        | 12.80        | 13.19       | 14.14       | 13.25       | 10.96       | 12.21     | 12.45          |        |
|        |         | Stride length (m)            | 6.28         | 6.54         | 6.40         | 6.53         | 6.57         | 6.47         | 6.48        | 6.57        | 6.33        | 5.16        | 6.16      | 6.26           |        |
|        |         | Stride duration (s)          | 0.513        | 0.514        | 0.522        | 0.523        | 0.526        | 0.505        | 0.491       | 0.464       | 0.477       | 0.471       | 0.504     | 0.503          |        |
|        |         | Stride efficiency (%)        | 61.68        | 66.85        | 64.05        | 66.53        | 67.49        | 65.43        | 65.56       | 67.45       | 62.53       | 41.56       | 59.28     | 61.15          |        |
|        |         | Stride count                 | 31.83        | 30.58        | 31.24        | 30.65        | 30.43        | 30.91        | 30.88       | 30.44       | 31.62       | 38.78       | 32.47     | 415.62         |        |



Note: Horizontal distance axis grid lines are 200m furlongs.

#### Disclaimer.

HRNZ and NZMTC and Thoroughbred Ratings Pty Ltd accepts no responsibility for the completeness or accuracy of any of the information contained herein, and makes no representations about its suitability for any particular purpose. Users should make their own judgements about those matters and/or seek independent advice. You assume all risks associated with use of the data provided on this page.



# Race Results



June 24, 2022, Race 7, WOODLANDS STUD TROT, Distance 2600m, Addington - Survey 3200m

| Result | TAB no. | Horse (Barrier)              | 2600 to      | 2400m to     |
|--------|---------|------------------------------|--------------|--------------|
| 10th   | 6       | <b>Sunny Son (6)</b>         | <b>2400m</b> | <b>2200m</b> |
|        |         | Position in running (margin) | -            | 10(43.3)     |
|        |         | Sectional time (s)           | 24.40        | 15.86        |
|        |         | Cumulative time (s)          | 212.38       | 187.98       |
|        |         | Speed (m/s)                  | 8.20         | 12.61        |
|        |         | Stride length (m)            | 4.06         | 5.69         |
|        |         | Stride duration (s)          | 0.489        | 0.451        |
|        |         | Stride efficiency (%)        | 25.75        | 50.60        |
|        |         | Stride count                 | 49.27        | 35.15        |

#### Disclaimer.

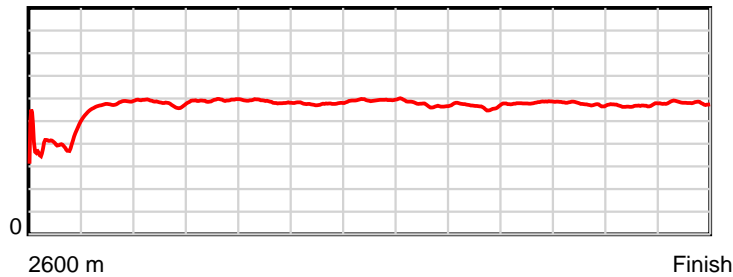
HRNZ and NZMTC and Thoroughbred Ratings Pty Ltd accepts no responsibility for the completeness or accuracy of any of the information contained herein, and makes no representations about its suitability for any particular purpose. Users should make their own judgements about those matters and/or seek independent advice. You assume all risks associated with use of the data provided on this page.

# Race Results

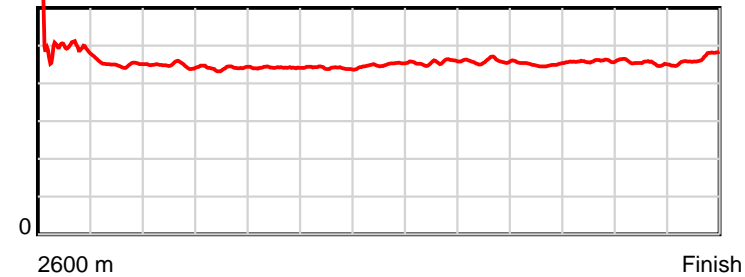
June 24, 2022, Race 7, WOODLANDS STUD TROT, Distance 2600m, Addington - Survey 3200m

| Result | TAB no. | Horse (Barrier)              | 2200m to     | 2000m to     | 1800m to     | 1600m to     | 1400m to     | 1200m to     | 1000m to    | 800m to     | 600m to     | 400m to     | 200m to   | Total or       | Margin |
|--------|---------|------------------------------|--------------|--------------|--------------|--------------|--------------|--------------|-------------|-------------|-------------|-------------|-----------|----------------|--------|
| 10th   | 6       | <b>Sunny Son (6)</b>         | <b>2000m</b> | <b>1800m</b> | <b>1600m</b> | <b>1400m</b> | <b>1200m</b> | <b>1000m</b> | <b>800m</b> | <b>600m</b> | <b>400m</b> | <b>200m</b> | <b>WP</b> | <b>Average</b> |        |
|        |         | Position in running (margin) | 10(47.5)     | 10(45.3)     | 10(37.3)     | 10(31.5)     | 10(25.8)     | 10(18.7)     | 10(18.7)    | 10(28.3)    | 10(34.4)    | 10(42.5)    | 10(48.9)  |                | 52.60  |
|        |         | Sectional time (s)           | 15.81        | 14.87        | 15.17        | 15.07        | 15.25        | 15.85        | 16.47       | 15.56       | 16.16       | 15.74       | 16.17     |                |        |
|        |         | Cumulative time (s)          | 172.12       | 156.31       | 141.44       | 126.27       | 111.20       | 95.95        | 80.10       | 63.63       | 48.07       | 31.91       | 16.17     | 3:32.38        |        |
|        |         | Speed (m/s)                  | 12.65        | 13.45        | 13.18        | 13.27        | 13.11        | 12.62        | 12.14       | 12.85       | 12.38       | 12.71       | 12.37     | 12.24          |        |
|        |         | Stride length (m)            | 5.66         | 5.93         | 5.82         | 5.85         | 5.89         | 5.75         | 5.58        | 5.78        | 5.68        | 5.76        | 5.77      | 5.58           |        |
|        |         | Stride duration (s)          | 0.448        | 0.441        | 0.441        | 0.440        | 0.449        | 0.456        | 0.459       | 0.450       | 0.459       | 0.453       | 0.467     | 0.456          |        |
|        |         | Stride efficiency (%)        | 50.12        | 54.88        | 52.85        | 53.40        | 54.25        | 51.66        | 48.59       | 52.22       | 50.39       | 51.89       | 52.07     | 48.68          |        |
|        |         | Stride count                 | 35.32        | 33.75        | 34.39        | 34.21        | 33.94        | 34.78        | 35.86       | 34.60       | 35.22       | 34.71       | 34.65     | 465.85         |        |

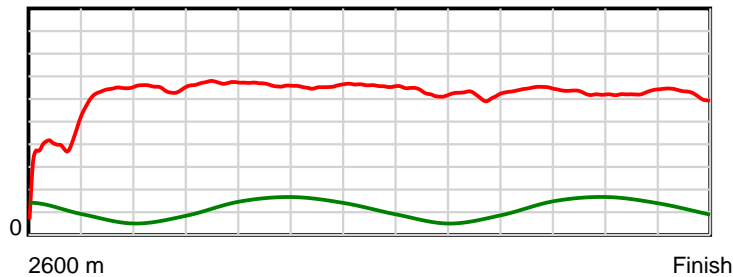
10 m Stride length



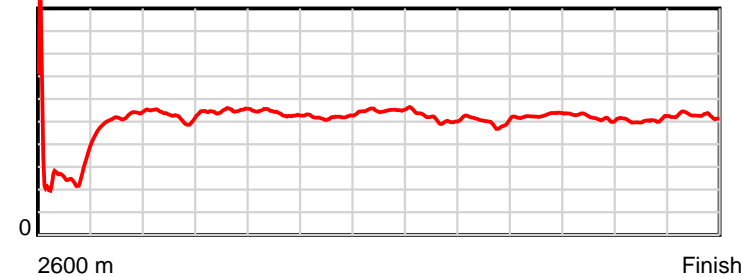
0.6 s Stride duration



20 m/sec Speed



100 % Stride efficiency



Note: Horizontal distance axis grid lines are 200m furlongs.

### Disclaimer.

HRNZ and NZMTC and Thoroughbred Ratings Pty Ltd accepts no responsibility for the completeness or accuracy of any of the information contained herein, and makes no representations about its suitability for any particular purpose. Users should make their own judgements about those matters and/or seek independent advice. You assume all risks associated with use of the data provided on this page.



# Race Results



June 24, 2022, Race 7, WOODLANDS STUD TROT, Distance 2600m, Addington - Survey 3200m

| Result | TAB no. | Horse (Barrier)              | 2600 to      | 2400m to     |
|--------|---------|------------------------------|--------------|--------------|
| 11th   | 8       | <b>Beyond The Hor... (8)</b> | <b>2400m</b> | <b>2200m</b> |
|        |         | Position in running (margin) | -            | 11(52.5)     |
|        |         | Sectional time (s)           | 25.81        | 15.59        |
|        |         | Cumulative time (s)          | 216.00       | 190.19       |
|        |         | Speed (m/s)                  | 7.75         | 12.83        |
|        |         | Stride length (m)            | 3.98         | 5.85         |
|        |         | Stride duration (s)          | 0.507        | 0.456        |
|        |         | Stride efficiency (%)        | 24.78        | 53.45        |
|        |         | Stride count                 | 50.23        | 34.20        |

#### Disclaimer.

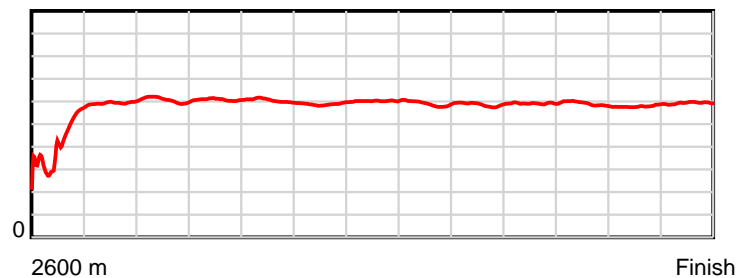
HRNZ and NZMTC and Thoroughbred Ratings Pty Ltd accepts no responsibility for the completeness or accuracy of any of the information contained herein, and makes no representations about its suitability for any particular purpose. Users should make their own judgements about those matters and/or seek independent advice. You assume all risks associated with use of the data provided on this page.

# Race Results

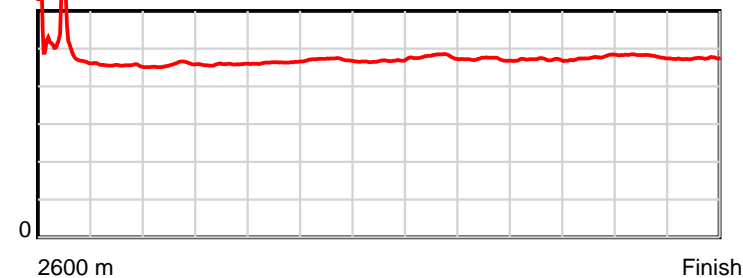
June 24, 2022, Race 7, WOODLANDS STUD TROT, Distance 2600m, Addington - Survey 3200m

| Result | TAB no. | Horse (Barrier)              | 2200m to     | 2000m to     | 1800m to     | 1600m to     | 1400m to     | 1200m to     | 1000m to    | 800m to     | 600m to     | 400m to     | 200m to   | Total or       | Margin |
|--------|---------|------------------------------|--------------|--------------|--------------|--------------|--------------|--------------|-------------|-------------|-------------|-------------|-----------|----------------|--------|
| 11th   | 8       | <b>Beyond The Hor... (8)</b> | <b>2000m</b> | <b>1800m</b> | <b>1600m</b> | <b>1400m</b> | <b>1200m</b> | <b>1000m</b> | <b>800m</b> | <b>600m</b> | <b>400m</b> | <b>200m</b> | <b>WP</b> | <b>Average</b> |        |
|        |         | Position in running (margin) | 11(55.1)     | 11(49.8)     | 11(43.2)     | 11(38.6)     | 11(37.5)     | 11(32.4)     | 11(35.5)    | 11(43.5)    | 11(52.1)    | 11(60.7)    | 11(71.9)  |                | 74.00  |
|        |         | Sectional time (s)           | 15.29        | 15.12        | 15.35        | 15.85        | 15.57        | 16.37        | 16.21       | 15.95       | 16.26       | 16.53       | 16.10     |                |        |
|        |         | Cumulative time (s)          | 174.60       | 159.31       | 144.19       | 128.84       | 112.99       | 97.42        | 81.05       | 64.84       | 48.89       | 32.63       | 16.10     | 3:36.00        |        |
|        |         | Speed (m/s)                  | 13.08        | 13.23        | 13.03        | 12.62        | 12.85        | 12.22        | 12.34       | 12.54       | 12.30       | 12.10       | 12.42     | 12.04          |        |
|        |         | Stride length (m)            | 5.98         | 6.06         | 6.03         | 5.95         | 6.00         | 5.85         | 5.82        | 5.90        | 5.86        | 5.82        | 5.89      | 5.70           |        |
|        |         | Stride duration (s)          | 0.457        | 0.458        | 0.463        | 0.471        | 0.467        | 0.479        | 0.472       | 0.471       | 0.477       | 0.481       | 0.474     | 0.474          |        |
|        |         | Stride efficiency (%)        | 55.96        | 57.35        | 56.81        | 55.26        | 56.31        | 53.53        | 52.96       | 54.43       | 53.75       | 52.84       | 54.18     | 50.83          |        |
|        |         | Stride count                 | 33.42        | 33.01        | 33.17        | 33.63        | 33.32        | 34.17        | 34.36       | 33.89       | 34.10       | 34.39       | 33.97     | 455.86         |        |

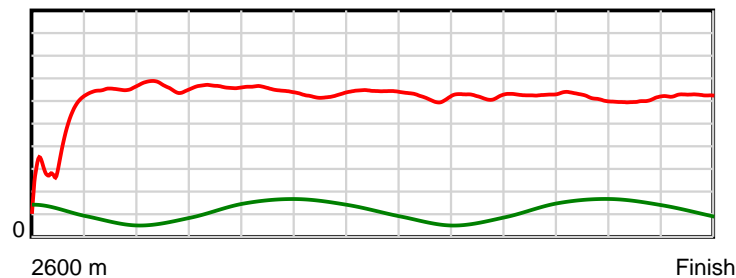
10 m Stride length



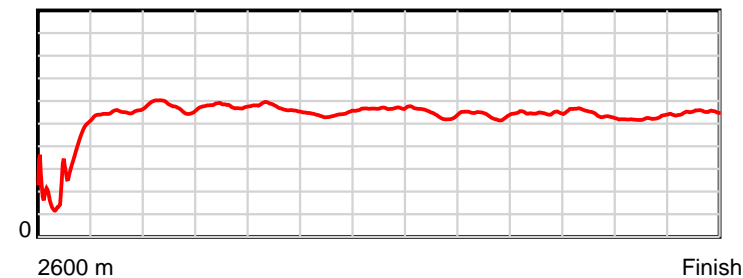
0.5 s Stride duration



20 m/sec Speed



100 % Stride efficiency



Note: Horizontal distance axis grid lines are 200m furlongs.

## Disclaimer.

HRNZ and NZMTC and Thoroughbred Ratings Pty Ltd accepts no responsibility for the completeness or accuracy of any of the information contained herein, and makes no representations about its suitability for any particular purpose. Users should make their own judgements about those matters and/or seek independent advice. You assume all risks associated with use of the data provided on this page.



# Race Results



June 24, 2022, Race 8, , Distance 2600m, Addington - Survey 3200m

| Result | TAB no. | Horse (Barrier)              | 2600 to      | 2400m to     |
|--------|---------|------------------------------|--------------|--------------|
| 1st    | 4       | <b>Petrify (3)</b>           | <b>2400m</b> | <b>2200m</b> |
|        |         | Position in running (margin) | -            | 3(1.0)       |
|        |         | Sectional time (s)           | 16.69        | 15.12        |
|        |         | Cumulative time (s)          | 199.85       | 183.16       |
|        |         | Speed (m/s)                  | 11.98        | 13.23        |
|        |         | Stride length (m)            | 5.45         | 5.94         |
|        |         | Stride duration (s)          | 0.442        | 0.449        |
|        |         | Stride efficiency (%)        | 46.39        | 55.12        |
|        |         | Stride count                 | 36.71        | 33.68        |

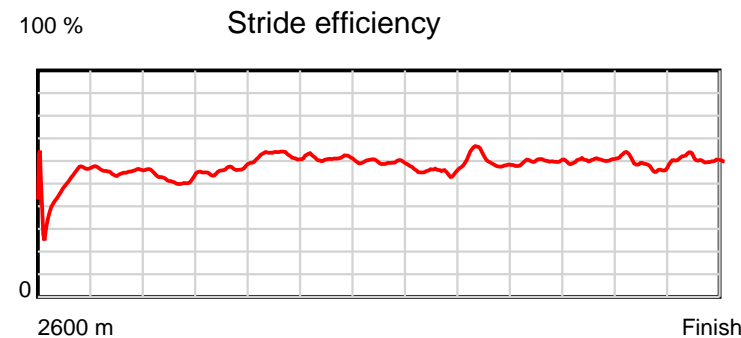
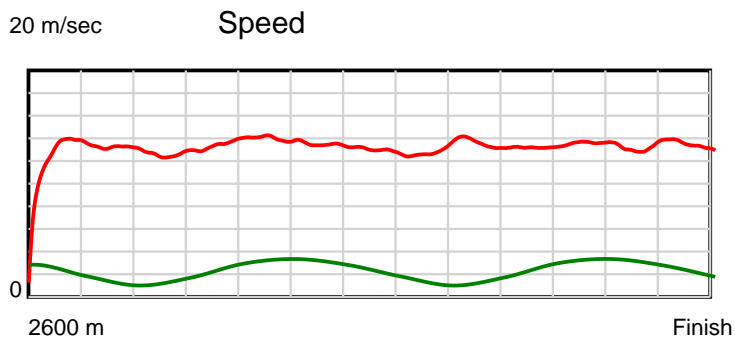
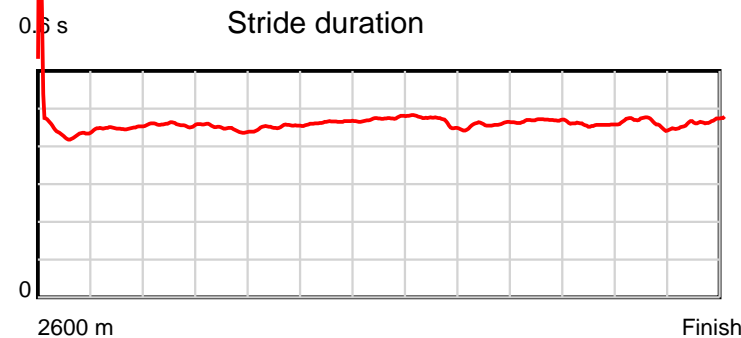
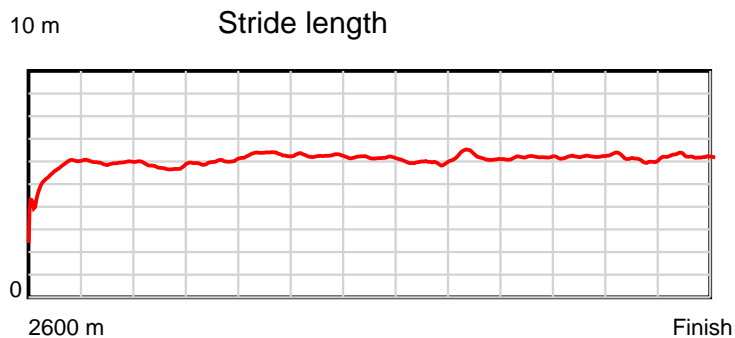
## Disclaimer.

HRNZ and NZMTC and Thoroughbred Ratings Pty Ltd accepts no responsibility for the completeness or accuracy of any of the information contained herein, and makes no representations about its suitability for any particular purpose. Users should make their own judgements about those matters and/or seek independent advice. You assume all risks associated with use of the data provided on this page.

# Race Results

June 24, 2022, Race 8, , Distance 2600m, Addington - Survey 3200m

| Result | TAB no. | Horse (Barrier)              | 2200m to | 2000m to | 1800m to | 1600m to | 1400m to | 1200m to | 1000m to | 800m to | 600m to | 400m to | 200m to | Total or | Margin |
|--------|---------|------------------------------|----------|----------|----------|----------|----------|----------|----------|---------|---------|---------|---------|----------|--------|
| 1st    | 4       | Petrify (3)                  | 2000m    | 1800m    | 1600m    | 1400m    | 1200m    | 1000m    | 800m     | 600m    | 400m    | 200m    | WP      | Average  |        |
|        |         | Position in running (margin) | 3(3.2)   | 5(4.0)   | 7(9.3)   | 7(8.4)   | 7(10.3)  | 7(9.3)   | 7(7.6)   | 2(0.9)  | 2(0.4)  | 2(1.9)  | 2(1.2)  |          | 0.00   |
|        |         | Sectional time (s)           | 16.12    | 15.03    | 14.72    | 15.05    | 15.49    | 15.99    | 15.23    | 15.20   | 14.95   | 15.26   | 15.00   |          |        |
|        |         | Cumulative time (s)          | 168.04   | 151.92   | 136.89   | 122.17   | 107.12   | 91.63    | 75.64    | 60.41   | 45.21   | 30.26   | 15.00   | 3:19.85  |        |
|        |         | Speed (m/s)                  | 12.41    | 13.31    | 13.59    | 13.29    | 12.91    | 12.51    | 13.13    | 13.16   | 13.38   | 13.11   | 13.33   | 13.01    |        |
|        |         | Stride length (m)            | 5.68     | 5.96     | 6.14     | 6.17     | 6.12     | 5.85     | 6.02     | 6.16    | 6.13    | 6.06    | 6.20    | 5.98     |        |
|        |         | Stride duration (s)          | 0.458    | 0.448    | 0.452    | 0.464    | 0.474    | 0.467    | 0.458    | 0.468   | 0.458   | 0.462   | 0.465   | 0.460    |        |
|        |         | Stride efficiency (%)        | 50.40    | 55.56    | 58.82    | 59.43    | 58.51    | 53.42    | 56.55    | 59.36   | 58.66   | 57.43   | 60.11   | 55.91    |        |
|        |         | Stride count                 | 35.22    | 33.54    | 32.60    | 32.43    | 32.69    | 34.21    | 33.25    | 32.45   | 32.64   | 32.99   | 32.25   | 434.66   |        |



Note: Horizontal distance axis grid lines are 200m furlongs.

#### Disclaimer.

HRNZ and NZMTC and Thoroughbred Ratings Pty Ltd accepts no responsibility for the completeness or accuracy of any of the information contained herein, and makes no representations about its suitability for any particular purpose. Users should make their own judgements about those matters and/or seek independent advice. You assume all risks associated with use of the data provided on this page.



# Race Results



June 24, 2022, Race 8, , Distance 2600m, Addington - Survey 3200m

| Result | TAB no. | Horse (Barrier)              | 2600 to      | 2400m to     |
|--------|---------|------------------------------|--------------|--------------|
| 2nd    | 2       | <b>Pure Courage (1)</b>      | <b>2400m</b> | <b>2200m</b> |
|        |         | Position in running (margin) | -            | 5(2.7)       |
|        |         | Sectional time (s)           | 16.87        | 15.22        |
|        |         | Cumulative time (s)          | 200.02       | 183.15       |
|        |         | Speed (m/s)                  | 11.85        | 13.14        |
|        |         | Stride length (m)            | 5.44         | 5.92         |
|        |         | Stride duration (s)          | 0.448        | 0.450        |
|        |         | Stride efficiency (%)        | 46.30        | 54.74        |
|        |         | Stride count                 | 36.74        | 33.79        |

## Disclaimer.

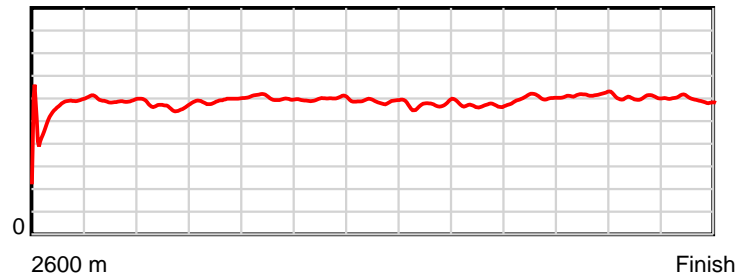
HRNZ and NZMTC and Thoroughbred Ratings Pty Ltd accepts no responsibility for the completeness or accuracy of any of the information contained herein, and makes no representations about its suitability for any particular purpose. Users should make their own judgements about those matters and/or seek independent advice. You assume all risks associated with use of the data provided on this page.

# Race Results

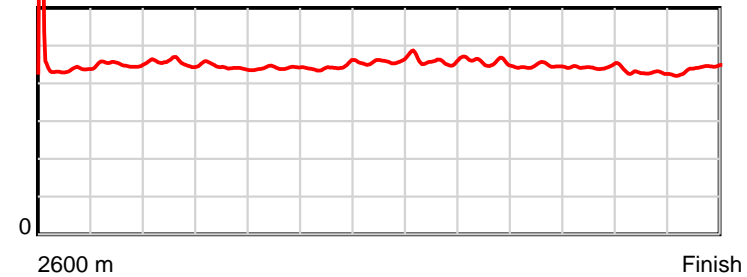
June 24, 2022, Race 8, , Distance 2600m, Addington - Survey 3200m

| Result | TAB no. | Horse (Barrier)              | 2200m to | 2000m to | 1800m to | 1600m to | 1400m to | 1200m to | 1000m to | 800m to | 600m to | 400m to | 200m to | Total or | Margin |
|--------|---------|------------------------------|----------|----------|----------|----------|----------|----------|----------|---------|---------|---------|---------|----------|--------|
| 2nd    | 2       | Pure Courage (1)             | 2000m    | 1800m    | 1600m    | 1400m    | 1200m    | 1000m    | 800m     | 600m    | 400m    | 200m    | WP      | Average  |        |
|        |         | Position in running (margin) | 6(5.6)   | 8(6.6)   | 8(12.1)  | 8(10.6)  | 8(10.7)  | 8(10.1)  | 8(8.9)   | 10(8.0) | 10(5.7) | 8(7.1)  | 4(3.0)  |          | 1.00   |
|        |         | Sectional time (s)           | 16.15    | 15.06    | 14.64    | 14.75    | 15.56    | 16.06    | 16.21    | 14.90   | 14.92   | 14.68   | 15.00   |          |        |
|        |         | Cumulative time (s)          | 167.93   | 151.78   | 136.72   | 122.08   | 107.33   | 91.77    | 75.71    | 59.50   | 44.60   | 29.68   | 15.00   | 3:20.02  |        |
|        |         | Speed (m/s)                  | 12.38    | 13.28    | 13.66    | 13.56    | 12.85    | 12.45    | 12.34    | 13.42   | 13.40   | 13.62   | 13.33   | 13.00    |        |
|        |         | Stride length (m)            | 5.64     | 5.90     | 6.03     | 6.01     | 5.88     | 5.73     | 5.65     | 5.99    | 5.94    | 5.83    | 5.86    | 5.83     |        |
|        |         | Stride duration (s)          | 0.456    | 0.444    | 0.441    | 0.443    | 0.457    | 0.460    | 0.458    | 0.446   | 0.443   | 0.428   | 0.440   | 0.448    |        |
|        |         | Stride efficiency (%)        | 49.75    | 54.40    | 56.79    | 56.48    | 54.02    | 51.36    | 49.83    | 56.00   | 55.18   | 53.10   | 53.73   | 53.07    |        |
|        |         | Stride count                 | 35.44    | 33.90    | 33.18    | 33.27    | 34.02    | 34.88    | 35.42    | 33.41   | 33.66   | 34.31   | 34.11   | 446.13   |        |

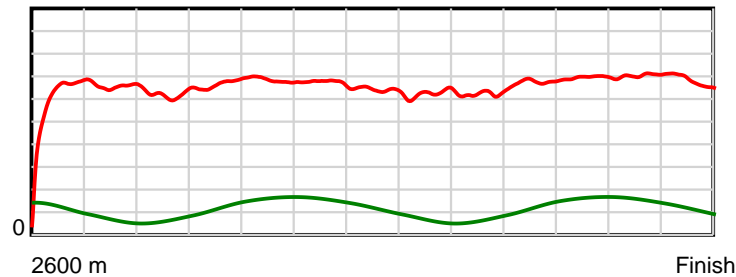
10 m Stride length



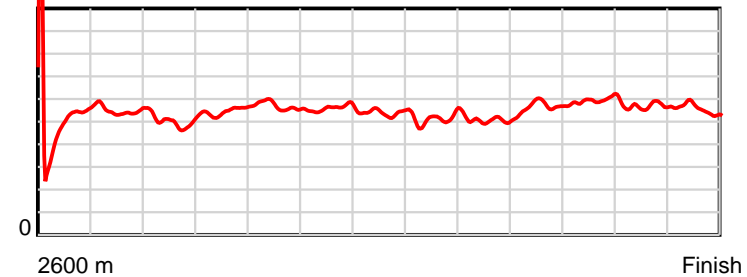
0.5 s Stride duration



20 m/sec Speed



100 % Stride efficiency



Note: Horizontal distance axis grid lines are 200m furlongs.

## Disclaimer.

HRNZ and NZMTC and Thoroughbred Ratings Pty Ltd accepts no responsibility for the completeness or accuracy of any of the information contained herein, and makes no representations about its suitability for any particular purpose. Users should make their own judgements about those matters and/or seek independent advice. You assume all risks associated with use of the data provided on this page.



# Race Results



June 24, 2022, Race 8, , Distance 2600m, Addington - Survey 3200m

| Result | TAB no. | Horse (Barrier)               | 2600 to      | 2400m to     |
|--------|---------|-------------------------------|--------------|--------------|
| 3rd    | 11      | <b>Move It On Ove... (10)</b> | <b>2400m</b> | <b>2200m</b> |
|        |         | Position in running (margin)  | -            | 8(6.9)       |
|        |         | Sectional time (s)            | 17.87        | 15.11        |
|        |         | Cumulative time (s)           | 200.05       | 182.18       |
|        |         | Speed (m/s)                   | 11.19        | 13.24        |
|        |         | Stride length (m)             | 5.87         | 6.28         |
|        |         | Stride duration (s)           | 0.492        | 0.475        |
|        |         | Stride efficiency (%)         | 53.82        | 61.63        |
|        |         | Stride count                  | 34.08        | 31.85        |

#### Disclaimer.

HRNZ and NZMTC and Thoroughbred Ratings Pty Ltd accepts no responsibility for the completeness or accuracy of any of the information contained herein, and makes no representations about its suitability for any particular purpose. Users should make their own judgements about those matters and/or seek independent advice. You assume all risks associated with use of the data provided on this page.



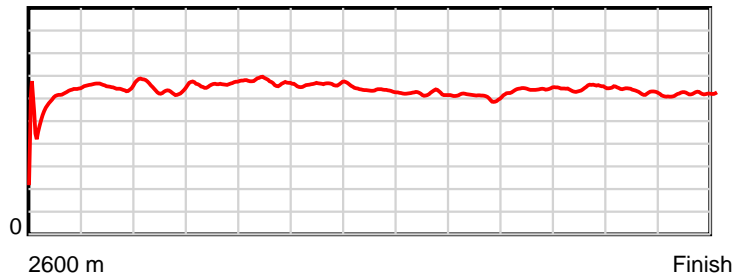
# Race Results



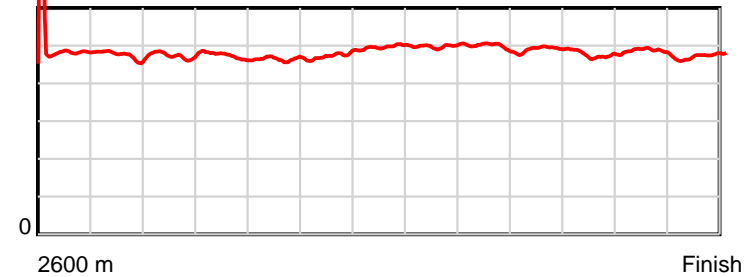
June 24, 2022, Race 8, , Distance 2600m, Addington - Survey 3200m

| Result | TAB no. | Horse (Barrier)               | 2200m to     | 2000m to     | 1800m to     | 1600m to     | 1400m to     | 1200m to     | 1000m to    | 800m to     | 600m to     | 400m to     | 200m to   | Total or       | Margin |
|--------|---------|-------------------------------|--------------|--------------|--------------|--------------|--------------|--------------|-------------|-------------|-------------|-------------|-----------|----------------|--------|
| 3rd    | 11      | <b>Move It On Ove... (10)</b> | <b>2000m</b> | <b>1800m</b> | <b>1600m</b> | <b>1400m</b> | <b>1200m</b> | <b>1000m</b> | <b>800m</b> | <b>600m</b> | <b>400m</b> | <b>200m</b> | <b>WP</b> | <b>Average</b> |        |
|        |         | Position in running (margin)  | 8(9.1)       | 6(4.4)       | 4(5.4)       | 2(1.7)       | 1(0.0)       | 1(0.0)       | 1(0.0)      | 1(0.0)      | 1(0.0)      | 1(0.0)      | 1(0.0)    |                | 1.20   |
|        |         | Sectional time (s)            | 15.19        | 14.33        | 14.25        | 14.45        | 15.66        | 16.26        | 16.35       | 15.29       | 14.69       | 15.37       | 15.23     |                |        |
|        |         | Cumulative time (s)           | 167.07       | 151.88       | 137.55       | 123.30       | 108.85       | 93.19        | 76.93       | 60.58       | 45.29       | 30.60       | 15.23     | 3:20.05        |        |
|        |         | Speed (m/s)                   | 13.17        | 13.96        | 14.04        | 13.84        | 12.77        | 12.30        | 12.23       | 13.08       | 13.61       | 13.01       | 13.13     | 13.00          |        |
|        |         | Stride length (m)             | 6.25         | 6.59         | 6.51         | 6.58         | 6.35         | 6.14         | 6.06        | 6.44        | 6.47        | 6.31        | 6.20      | 6.30           |        |
|        |         | Stride duration (s)           | 0.475        | 0.472        | 0.464        | 0.475        | 0.497        | 0.499        | 0.496       | 0.492       | 0.475       | 0.485       | 0.473     | 0.485          |        |
|        |         | Stride efficiency (%)         | 61.01        | 67.82        | 66.20        | 67.56        | 62.99        | 58.86        | 57.38       | 64.84       | 65.35       | 62.13       | 60.16     | 62.09          |        |
|        |         | Stride count                  | 32.01        | 30.36        | 30.73        | 30.42        | 31.50        | 32.59        | 33.00       | 31.05       | 30.93       | 31.72       | 32.23     | 412.47         |        |

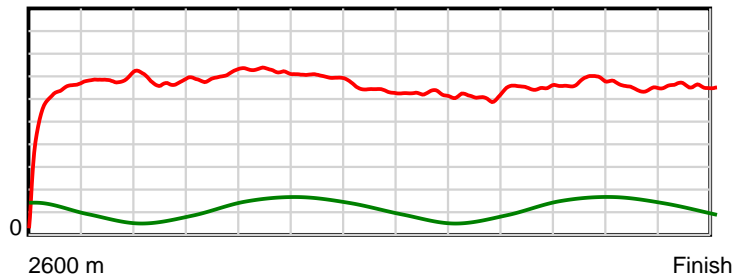
10 m Stride length



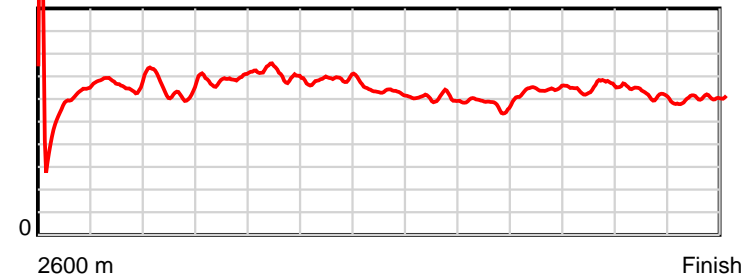
0.5 s Stride duration



20 m/sec Speed



100 % Stride efficiency



Note: Horizontal distance axis grid lines are 200m furlongs.

## Disclaimer.

HRNZ and NZMTC and Thoroughbred Ratings Pty Ltd accepts no responsibility for the completeness or accuracy of any of the information contained herein, and makes no representations about its suitability for any particular purpose. Users should make their own judgements about those matters and/or seek independent advice. You assume all risks associated with use of the data provided on this page.



# Race Results



June 24, 2022, Race 8, , Distance 2600m, Addington - Survey 3200m

| Result | TAB no. | Horse (Barrier)              | 2600 to      | 2400m to     |
|--------|---------|------------------------------|--------------|--------------|
| 4th    | 12      | <b>Rapid Response (11)</b>   | <b>2400m</b> | <b>2200m</b> |
|        |         | Position in running (margin) | -            | 10(9.3)      |
|        |         | Sectional time (s)           | 18.11        | 15.59        |
|        |         | Cumulative time (s)          | 200.10       | 181.99       |
|        |         | Speed (m/s)                  | 11.04        | 12.83        |
|        |         | Stride length (m)            | 5.59         | 6.27         |
|        |         | Stride duration (s)          | 0.473        | 0.489        |
|        |         | Stride efficiency (%)        | 48.82        | 61.37        |
|        |         | Stride count                 | 35.78        | 31.91        |

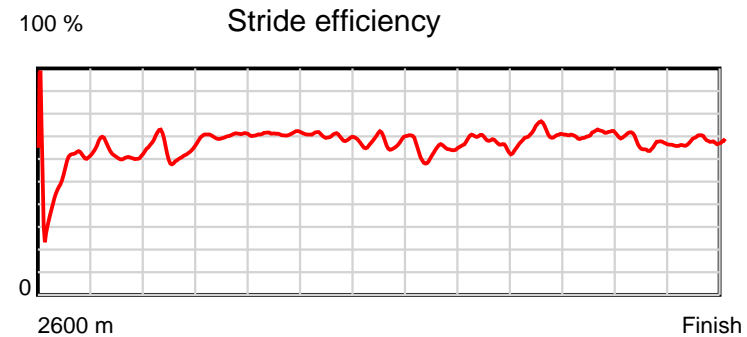
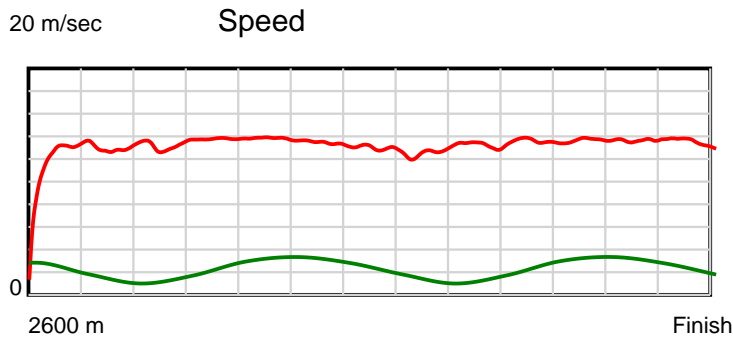
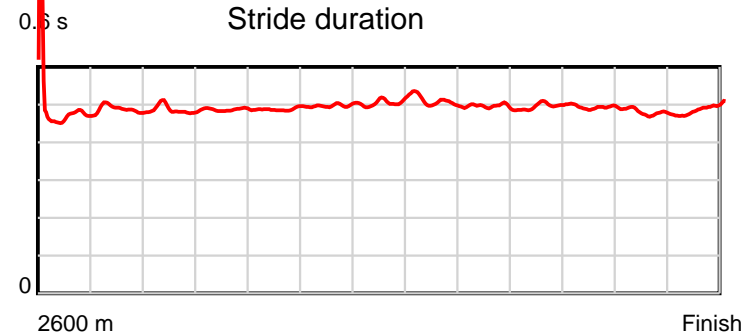
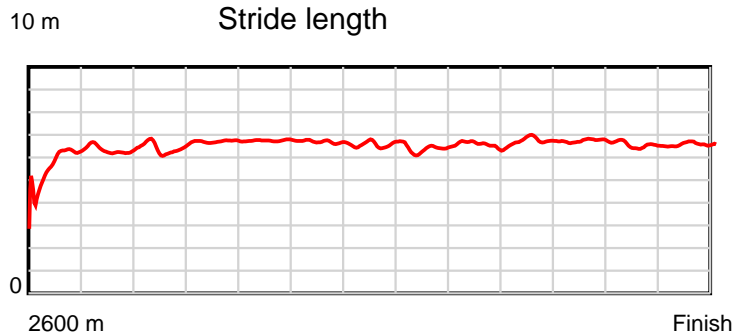
#### Disclaimer.

HRNZ and NZMTC and Thoroughbred Ratings Pty Ltd accepts no responsibility for the completeness or accuracy of any of the information contained herein, and makes no representations about its suitability for any particular purpose. Users should make their own judgements about those matters and/or seek independent advice. You assume all risks associated with use of the data provided on this page.

# Race Results

June 24, 2022, Race 8, , Distance 2600m, Addington - Survey 3200m

| Result | TAB no. | Horse (Barrier)              | 2200m to     | 2000m to     | 1800m to     | 1600m to     | 1400m to     | 1200m to     | 1000m to    | 800m to     | 600m to     | 400m to     | 200m to   | Total or       | Margin |
|--------|---------|------------------------------|--------------|--------------|--------------|--------------|--------------|--------------|-------------|-------------|-------------|-------------|-----------|----------------|--------|
| 4th    | 12      | <b>Rapid Response (11)</b>   | <b>2000m</b> | <b>1800m</b> | <b>1600m</b> | <b>1400m</b> | <b>1200m</b> | <b>1000m</b> | <b>800m</b> | <b>600m</b> | <b>400m</b> | <b>200m</b> | <b>WP</b> | <b>Average</b> |        |
|        |         | Position in running (margin) | 12(14.4)     | 11(11.6)     | 10(14.2)     | 10(12.5)     | 11(13.9)     | 11(12.8)     | 11(12.2)    | 9(7.1)      | 7(3.7)      | 5(5.2)      | 3(2.9)    |                | 1.50   |
|        |         | Sectional time (s)           | 15.52        | 14.58        | 14.59        | 14.97        | 15.48        | 16.15        | 15.51       | 14.73       | 14.94       | 14.99       | 14.94     |                |        |
|        |         | Cumulative time (s)          | 166.40       | 150.88       | 136.30       | 121.71       | 106.74       | 91.26        | 75.11       | 59.60       | 44.87       | 29.93       | 14.94     | 3:20.10        |        |
|        |         | Speed (m/s)                  | 12.89        | 13.72        | 13.71        | 13.36        | 12.92        | 12.38        | 12.89       | 13.58       | 13.39       | 13.34       | 13.39     | 12.99          |        |
|        |         | Stride length (m)            | 6.27         | 6.68         | 6.69         | 6.65         | 6.54         | 6.29         | 6.39        | 6.75        | 6.59        | 6.38        | 6.56      | 6.42           |        |
|        |         | Stride duration (s)          | 0.487        | 0.487        | 0.488        | 0.498        | 0.507        | 0.508        | 0.495       | 0.497       | 0.492       | 0.478       | 0.490     | 0.494          |        |
|        |         | Stride efficiency (%)        | 61.46        | 69.78        | 69.94        | 69.09        | 66.91        | 61.86        | 63.81       | 71.11       | 67.88       | 63.62       | 67.26     | 64.41          |        |
|        |         | Stride count                 | 31.89        | 29.93        | 29.90        | 30.08        | 30.57        | 31.79        | 31.30       | 29.65       | 30.35       | 31.34       | 30.48     | 404.97         |        |



Note: Horizontal distance axis grid lines are 200m furlongs.

#### Disclaimer.

HRNZ and NZMTC and Thoroughbred Ratings Pty Ltd accepts no responsibility for the completeness or accuracy of any of the information contained herein, and makes no representations about its suitability for any particular purpose. Users should make their own judgements about those matters and/or seek independent advice. You assume all risks associated with use of the data provided on this page.



# Race Results



June 24, 2022, Race 8, , Distance 2600m, Addington - Survey 3200m

| Result | TAB no. | Horse (Barrier)              | 2600 to | 2400m to |
|--------|---------|------------------------------|---------|----------|
| 5th    | 6       | Prettyboycoby (5)            | 2400m   | 2200m    |
|        |         | Position in running (margin) | -       | 1(0.0)   |
|        |         | Sectional time (s)           | 16.59   | 14.78    |
|        |         | Cumulative time (s)          | 200.92  | 184.33   |
|        |         | Speed (m/s)                  | 12.05   | 13.53    |
|        |         | Stride length (m)            | 5.30    | 5.91     |
|        |         | Stride duration (s)          | 0.427   | 0.437    |
|        |         | Stride efficiency (%)        | 43.82   | 54.60    |
|        |         | Stride count                 | 37.77   | 33.83    |

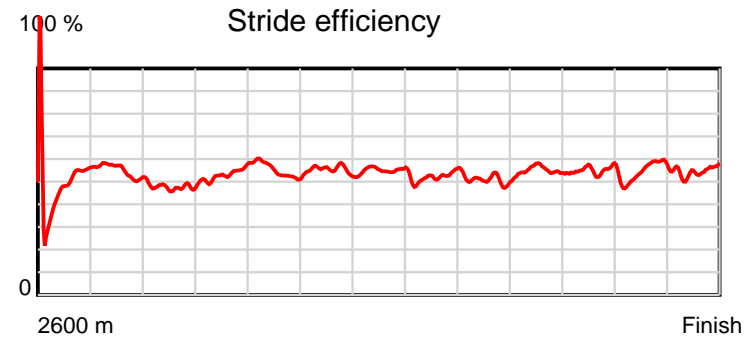
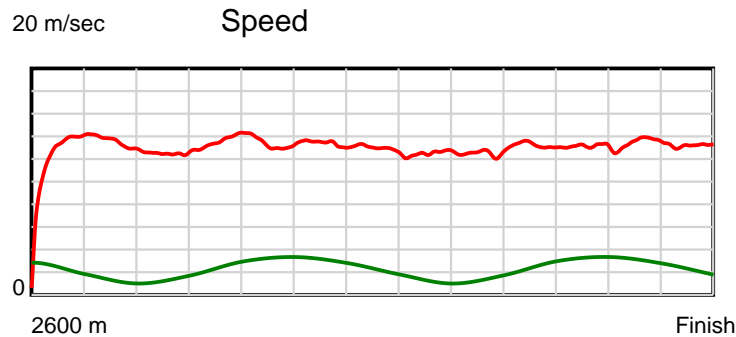
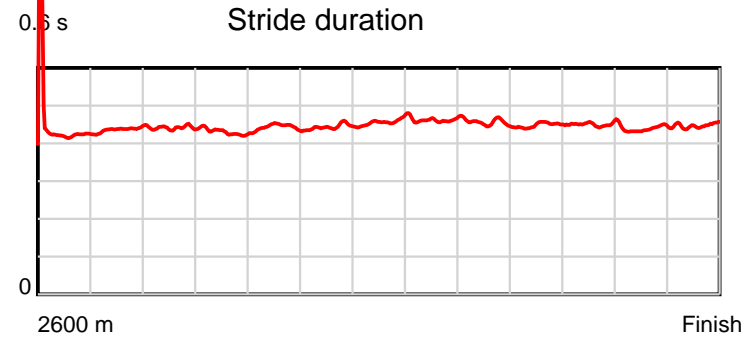
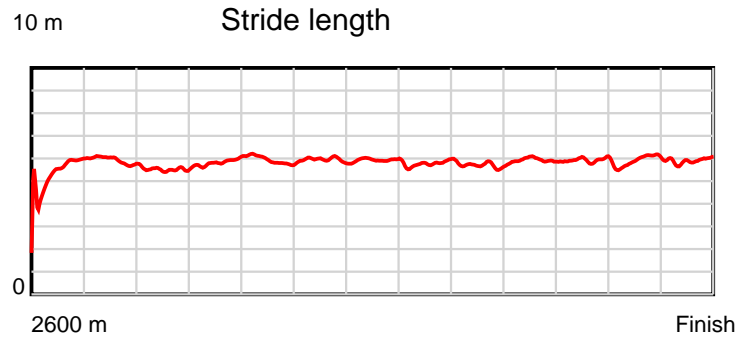
## Disclaimer.

HRNZ and NZMTC and Thoroughbred Ratings Pty Ltd accepts no responsibility for the completeness or accuracy of any of the information contained herein, and makes no representations about its suitability for any particular purpose. Users should make their own judgements about those matters and/or seek independent advice. You assume all risks associated with use of the data provided on this page.

# Race Results

June 24, 2022, Race 8, , Distance 2600m, Addington - Survey 3200m

| Result | TAB no. | Horse (Barrier)              | 2200m to     | 2000m to     | 1800m to     | 1600m to     | 1400m to     | 1200m to     | 1000m to    | 800m to     | 600m to     | 400m to     | 200m to   | Total or       | Margin |
|--------|---------|------------------------------|--------------|--------------|--------------|--------------|--------------|--------------|-------------|-------------|-------------|-------------|-----------|----------------|--------|
| 5th    | 6       | <b>Prettyboycoby (5)</b>     | <b>2000m</b> | <b>1800m</b> | <b>1600m</b> | <b>1400m</b> | <b>1200m</b> | <b>1000m</b> | <b>800m</b> | <b>600m</b> | <b>400m</b> | <b>200m</b> | <b>WP</b> | <b>Average</b> |        |
|        |         | Position in running (margin) | 2(0.3)       | 4(1.7)       | 5(5.9)       | 6(7.5)       | 6(9.0)       | 6(8.6)       | 5(7.0)      | 8(5.5)      | 9(5.1)      | 9(8.8)      | 8(6.3)    |                | 6.30   |
|        |         | Sectional time (s)           | 16.23        | 14.84        | 15.15        | 14.98        | 15.58        | 15.99        | 16.11       | 15.22       | 15.30       | 14.97       | 15.18     |                |        |
|        |         | Cumulative time (s)          | 169.55       | 153.32       | 138.48       | 123.33       | 108.35       | 92.77        | 76.78       | 60.67       | 45.45       | 30.15       | 15.18     | 3:20.92        |        |
|        |         | Speed (m/s)                  | 12.32        | 13.48        | 13.20        | 13.35        | 12.84        | 12.51        | 12.41       | 13.14       | 13.07       | 13.36       | 13.18     | 12.94          |        |
|        |         | Stride length (m)            | 5.44         | 5.80         | 5.84         | 5.92         | 5.87         | 5.77         | 5.66        | 5.89        | 5.90        | 5.85        | 5.91      | 5.77           |        |
|        |         | Stride duration (s)          | 0.441        | 0.431        | 0.443        | 0.444        | 0.458        | 0.462        | 0.456       | 0.448       | 0.451       | 0.437       | 0.448     | 0.446          |        |
|        |         | Stride efficiency (%)        | 46.16        | 52.62        | 53.30        | 54.86        | 53.90        | 52.10        | 50.03       | 54.17       | 54.37       | 53.40       | 54.50     | 51.96          |        |
|        |         | Stride count                 | 36.80        | 34.47        | 34.24        | 33.76        | 34.05        | 34.64        | 35.35       | 33.97       | 33.91       | 34.21       | 33.87     | 450.87         |        |



Note: Horizontal distance axis grid lines are 200m furlongs.

#### Disclaimer.

HRNZ and NZMTC and Thoroughbred Ratings Pty Ltd accepts no responsibility for the completeness or accuracy of any of the information contained herein, and makes no representations about its suitability for any particular purpose. Users should make their own judgements about those matters and/or seek independent advice. You assume all risks associated with use of the data provided on this page.



# Race Results



June 24, 2022, Race 8, , Distance 2600m, Addington - Survey 3200m

| Result | TAB no. | Horse (Barrier)              | 2600 to      | 2400m to     |
|--------|---------|------------------------------|--------------|--------------|
| 6th    | 10      | <b>The Elite Athl... (9)</b> | <b>2400m</b> | <b>2200m</b> |
|        |         | Position in running (margin) | -            | 2(0.3)       |
|        |         | Sectional time (s)           | 16.56        | 14.69        |
|        |         | Cumulative time (s)          | 201.15       | 184.59       |
|        |         | Speed (m/s)                  | 12.07        | 13.61        |
|        |         | Stride length (m)            | 5.39         | 6.13         |
|        |         | Stride duration (s)          | 0.435        | 0.451        |
|        |         | Stride efficiency (%)        | 45.38        | 58.80        |
|        |         | Stride count                 | 37.11        | 32.60        |

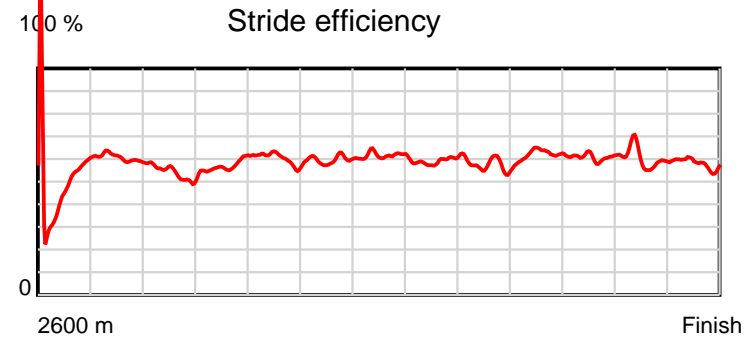
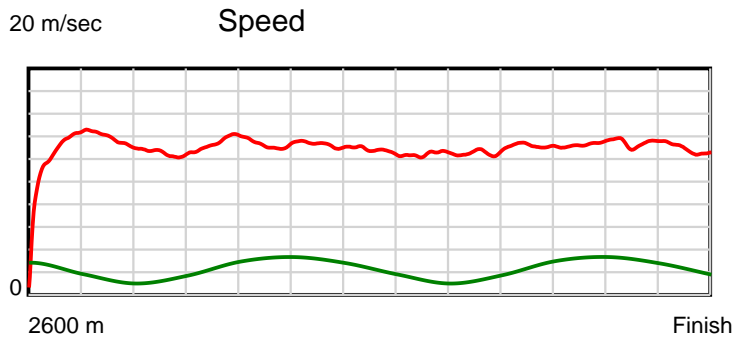
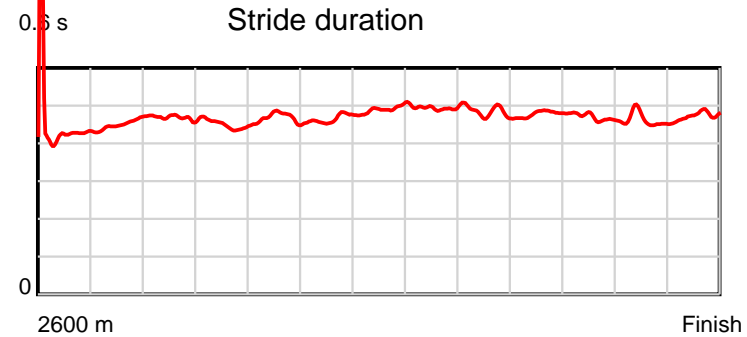
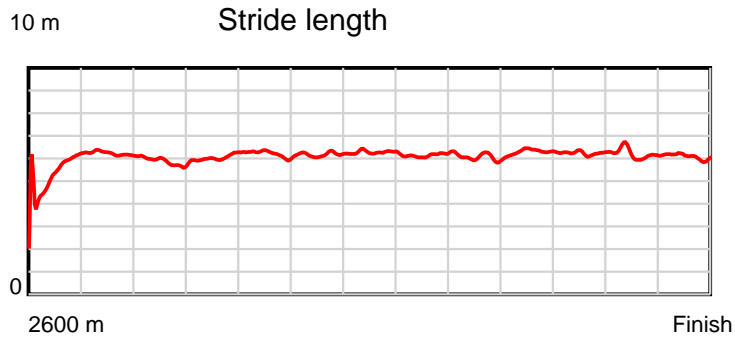
## Disclaimer.

HRNZ and NZMTC and Thoroughbred Ratings Pty Ltd accepts no responsibility for the completeness or accuracy of any of the information contained herein, and makes no representations about its suitability for any particular purpose. Users should make their own judgements about those matters and/or seek independent advice. You assume all risks associated with use of the data provided on this page.

# Race Results

June 24, 2022, Race 8, , Distance 2600m, Addington - Survey 3200m

| Result | TAB no. | Horse (Barrier)              | 2200m to | 2000m to | 1800m to | 1600m to | 1400m to | 1200m to | 1000m to | 800m to | 600m to | 400m to | 200m to | Total or | Margin |
|--------|---------|------------------------------|----------|----------|----------|----------|----------|----------|----------|---------|---------|---------|---------|----------|--------|
| 6th    | 10      | The Elite Athl... (9)        | 2000m    | 1800m    | 1600m    | 1400m    | 1200m    | 1000m    | 800m     | 600m    | 400m    | 200m    | WP      | Average  |        |
|        |         | Position in running (margin) | 1(0.0)   | 2(0.1)   | 3(4.2)   | 4(5.3)   | 4(6.5)   | 4(6.5)   | 4(5.1)   | 6(4.2)  | 6(3.5)  | 6(6.7)  | 6(5.0)  |          | 7.70   |
|        |         | Sectional time (s)           | 16.01    | 14.82    | 15.07    | 14.93    | 15.65    | 16.03    | 16.20    | 15.18   | 15.22   | 15.08   | 15.71   |          |        |
|        |         | Cumulative time (s)          | 169.90   | 153.89   | 139.07   | 124.00   | 109.07   | 93.42    | 77.39    | 61.19   | 46.01   | 30.79   | 15.71   | 3:21.15  |        |
|        |         | Speed (m/s)                  | 12.49    | 13.50    | 13.27    | 13.40    | 12.78    | 12.48    | 12.35    | 13.18   | 13.14   | 13.26   | 12.73   | 12.93    |        |
|        |         | Stride length (m)            | 5.85     | 6.07     | 6.20     | 6.23     | 6.27     | 6.16     | 5.97     | 6.30    | 6.17    | 6.12    | 6.05    | 6.06     |        |
|        |         | Stride duration (s)          | 0.468    | 0.450    | 0.467    | 0.465    | 0.491    | 0.494    | 0.483    | 0.478   | 0.469   | 0.462   | 0.475   | 0.469    |        |
|        |         | Stride efficiency (%)        | 53.50    | 57.61    | 60.04    | 60.68    | 61.51    | 59.28    | 55.67    | 61.97   | 59.49   | 58.58   | 57.20   | 57.41    |        |
|        |         | Stride count                 | 34.18    | 32.94    | 32.27    | 32.09    | 31.88    | 32.47    | 33.51    | 31.76   | 32.42   | 32.67   | 33.06   | 428.96   |        |



Note: Horizontal distance axis grid lines are 200m furlongs.

#### Disclaimer.

HRNZ and NZMTC and Thoroughbred Ratings Pty Ltd accepts no responsibility for the completeness or accuracy of any of the information contained herein, and makes no representations about its suitability for any particular purpose. Users should make their own judgements about those matters and/or seek independent advice. You assume all risks associated with use of the data provided on this page.



# Race Results



June 24, 2022, Race 8, , Distance 2600m, Addington - Survey 3200m

| Result | TAB no. | Horse (Barrier)              | 2600 to      | 2400m to     |
|--------|---------|------------------------------|--------------|--------------|
| 7th    | 5       | <b>Airies Gold (4)</b>       | <b>2400m</b> | <b>2200m</b> |
|        |         | Position in running (margin) | -            | 7(5.2)       |
|        |         | Sectional time (s)           | 17.51        | 15.23        |
|        |         | Cumulative time (s)          | 201.40       | 183.89       |
|        |         | Speed (m/s)                  | 11.42        | 13.13        |
|        |         | Stride length (m)            | 5.15         | 5.78         |
|        |         | Stride duration (s)          | 0.426        | 0.440        |
|        |         | Stride efficiency (%)        | 41.40        | 52.18        |
|        |         | Stride count                 | 38.86        | 34.61        |

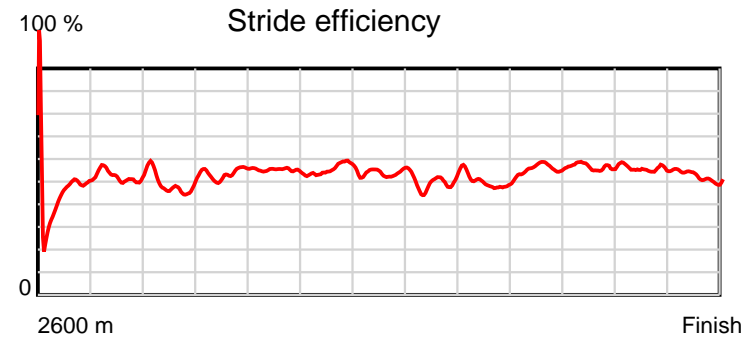
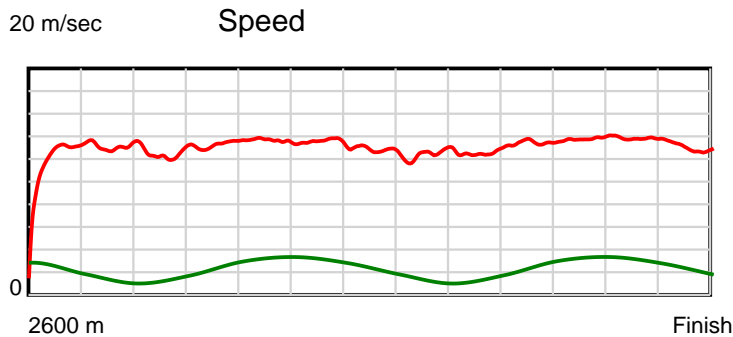
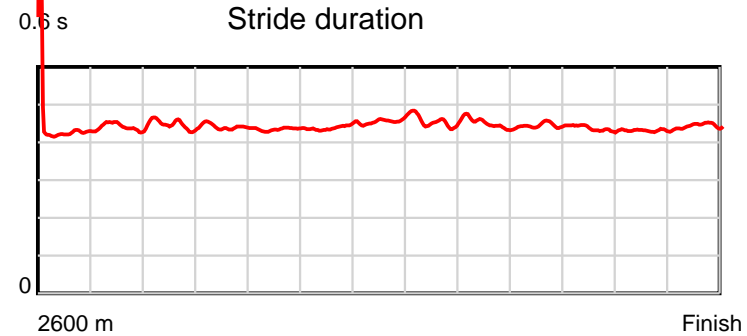
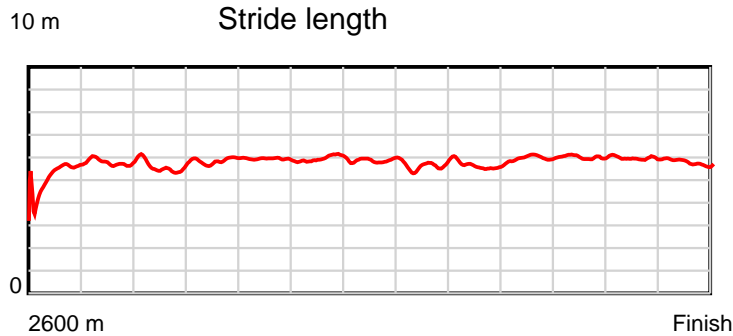
#### Disclaimer.

HRNZ and NZMTC and Thoroughbred Ratings Pty Ltd accepts no responsibility for the completeness or accuracy of any of the information contained herein, and makes no representations about its suitability for any particular purpose. Users should make their own judgements about those matters and/or seek independent advice. You assume all risks associated with use of the data provided on this page.

# Race Results

June 24, 2022, Race 8, , Distance 2600m, Addington - Survey 3200m

| Result | TAB no. | Horse (Barrier)              | 2200m to | 2000m to | 1800m to | 1600m to | 1400m to | 1200m to | 1000m to | 800m to  | 600m to | 400m to  | 200m to | Total or | Margin |
|--------|---------|------------------------------|----------|----------|----------|----------|----------|----------|----------|----------|---------|----------|---------|----------|--------|
| 7th    | 5       | Airies Gold (4)              | 2000m    | 1800m    | 1600m    | 1400m    | 1200m    | 1000m    | 800m     | 600m     | 400m    | 200m     | WP      | Average  |        |
|        |         | Position in running (margin) | 7(8.2)   | 9(8.4)   | 11(14.2) | 11(14.2) | 10(13.0) | 10(12.0) | 10(11.3) | 11(10.2) | 11(7.8) | 11(10.4) | 9(7.5)  |          | 9.10   |
|        |         | Sectional time (s)           | 16.03    | 15.10    | 14.88    | 14.53    | 15.49    | 16.14    | 16.16    | 14.89    | 15.12   | 14.89    | 15.43   |          |        |
|        |         | Cumulative time (s)          | 168.66   | 152.63   | 137.53   | 122.65   | 108.12   | 92.63    | 76.49    | 60.33    | 45.44   | 30.32    | 15.43   | 3:21.40  |        |
|        |         | Speed (m/s)                  | 12.48    | 13.25    | 13.44    | 13.76    | 12.91    | 12.39    | 12.38    | 13.43    | 13.23   | 13.43    | 12.96   | 12.91    |        |
|        |         | Stride length (m)            | 5.58     | 5.85     | 5.85     | 6.04     | 5.89     | 5.64     | 5.57     | 5.97     | 5.77    | 5.78     | 5.76    | 5.73     |        |
|        |         | Stride duration (s)          | 0.448    | 0.442    | 0.435    | 0.439    | 0.456    | 0.456    | 0.450    | 0.444    | 0.436   | 0.430    | 0.445   | 0.444    |        |
|        |         | Stride efficiency (%)        | 48.73    | 53.48    | 53.46    | 56.96    | 54.14    | 49.77    | 48.53    | 55.67    | 52.10   | 52.19    | 51.88   | 51.35    |        |
|        |         | Stride count                 | 35.81    | 34.19    | 34.19    | 33.13    | 33.98    | 35.44    | 35.89    | 33.51    | 34.64   | 34.61    | 34.71   | 453.57   |        |



Note: Horizontal distance axis grid lines are 200m furlongs.

#### Disclaimer.

HRNZ and NZMTC and Thoroughbred Ratings Pty Ltd accepts no responsibility for the completeness or accuracy of any of the information contained herein, and makes no representations about its suitability for any particular purpose. Users should make their own judgements about those matters and/or seek independent advice. You assume all risks associated with use of the data provided on this page.



# Race Results



June 24, 2022, Race 8, , Distance 2600m, Addington - Survey 3200m

| Result | TAB no. | Horse (Barrier)              | 2600 to      | 2400m to     |
|--------|---------|------------------------------|--------------|--------------|
| 8th    | 14      | <b>Nadira Franco (12)</b>    | <b>2400m</b> | <b>2200m</b> |
|        |         | Position in running (margin) | -            | 12(11.4)     |
|        |         | Sectional time (s)           | 18.29        | 14.93        |
|        |         | Cumulative time (s)          | 201.48       | 183.19       |
|        |         | Speed (m/s)                  | 10.93        | 13.40        |
|        |         | Stride length (m)            | 5.52         | 6.18         |
|        |         | Stride duration (s)          | 0.465        | 0.461        |
|        |         | Stride efficiency (%)        | 47.58        | 59.72        |
|        |         | Stride count                 | 36.25        | 32.35        |

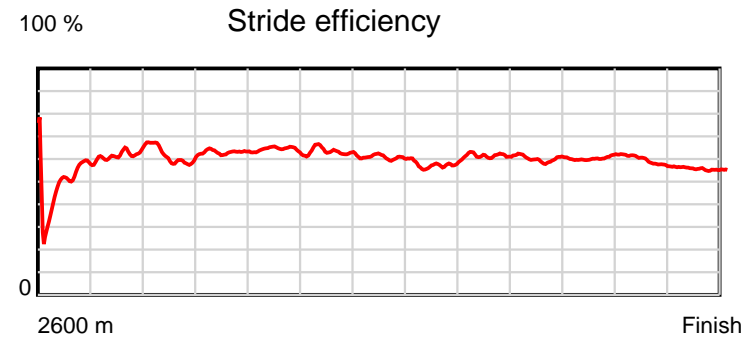
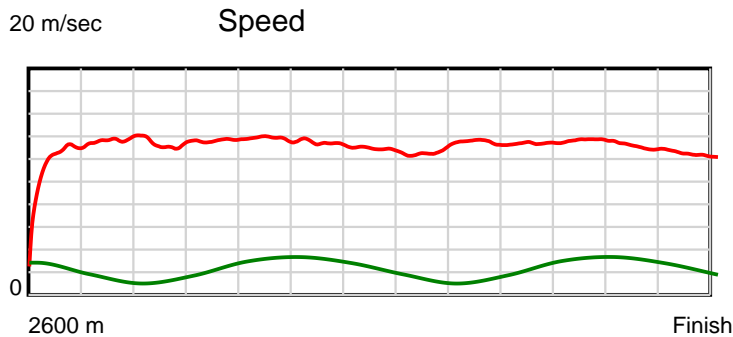
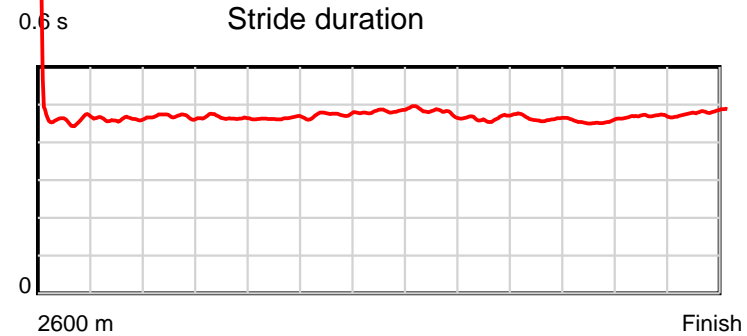
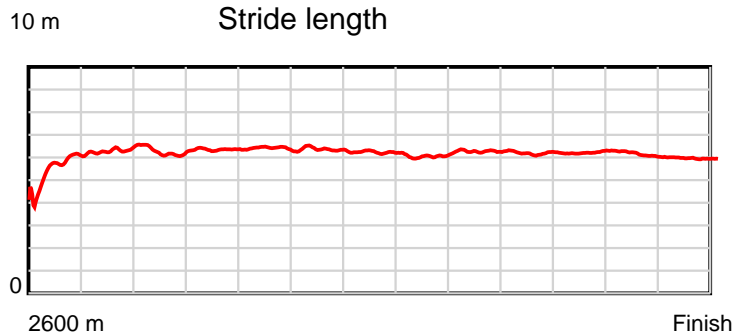
#### Disclaimer.

HRNZ and NZMTC and Thoroughbred Ratings Pty Ltd accepts no responsibility for the completeness or accuracy of any of the information contained herein, and makes no representations about its suitability for any particular purpose. Users should make their own judgements about those matters and/or seek independent advice. You assume all risks associated with use of the data provided on this page.

# Race Results

June 24, 2022, Race 8, , Distance 2600m, Addington - Survey 3200m

| Result | TAB no. | Horse (Barrier)              | 2200m to     | 2000m to     | 1800m to     | 1600m to     | 1400m to     | 1200m to     | 1000m to    | 800m to     | 600m to     | 400m to     | 200m to   | Total or       | Margin |
|--------|---------|------------------------------|--------------|--------------|--------------|--------------|--------------|--------------|-------------|-------------|-------------|-------------|-----------|----------------|--------|
| 8th    | 14      | <b>Nadira Franco (12)</b>    | <b>2000m</b> | <b>1800m</b> | <b>1600m</b> | <b>1400m</b> | <b>1200m</b> | <b>1000m</b> | <b>800m</b> | <b>600m</b> | <b>400m</b> | <b>200m</b> | <b>WP</b> | <b>Average</b> |        |
|        |         | Position in running (margin) | 11(12.5)     | 10(8.9)      | 9(12.1)      | 9(10.6)      | 9(10.6)      | 9(10.6)      | 9(9.8)      | 5(3.7)      | 3(1.4)      | 3(3.3)      | 5(4.3)    |                | 9.60   |
|        |         | Sectional time (s)           | 15.38        | 14.68        | 14.63        | 14.93        | 15.45        | 16.14        | 15.33       | 14.90       | 15.01       | 15.53       | 16.28     |                |        |
|        |         | Cumulative time (s)          | 168.26       | 152.88       | 138.20       | 123.57       | 108.64       | 93.19        | 77.05       | 61.72       | 46.82       | 31.81       | 16.28     | 3:21.48        |        |
|        |         | Speed (m/s)                  | 13.00        | 13.62        | 13.67        | 13.40        | 12.94        | 12.39        | 13.05       | 13.42       | 13.32       | 12.88       | 12.29     | 12.90          |        |
|        |         | Stride length (m)            | 6.10         | 6.34         | 6.34         | 6.35         | 6.26         | 5.94         | 6.07        | 6.20        | 6.07        | 6.05        | 5.91      | 6.09           |        |
|        |         | Stride duration (s)          | 0.469        | 0.465        | 0.464        | 0.474        | 0.483        | 0.480        | 0.465       | 0.462       | 0.455       | 0.470       | 0.481     | 0.472          |        |
|        |         | Stride efficiency (%)        | 58.06        | 62.81        | 62.75        | 62.92        | 61.14        | 55.20        | 57.63       | 60.11       | 57.53       | 57.20       | 54.60     | 58.02          |        |
|        |         | Stride count                 | 32.81        | 31.55        | 31.56        | 31.52        | 31.97        | 33.65        | 32.93       | 32.25       | 32.96       | 33.06       | 33.83     | 426.69         |        |



Note: Horizontal distance axis grid lines are 200m furlongs.

#### Disclaimer.

HRNZ and NZMTC and Thoroughbred Ratings Pty Ltd accepts no responsibility for the completeness or accuracy of any of the information contained herein, and makes no representations about its suitability for any particular purpose. Users should make their own judgements about those matters and/or seek independent advice. You assume all risks associated with use of the data provided on this page.



# Race Results



June 24, 2022, Race 8, , Distance 2600m, Addington - Survey 3200m

| Result | TAB no. | Horse (Barrier)              | 2600 to | 2400m to |
|--------|---------|------------------------------|---------|----------|
| 9th    | 8       | He's A Jackala... (7)        | 2400m   | 2200m    |
|        |         | Position in running (margin) | -       | 4(1.6)   |
|        |         | Sectional time (s)           | 16.68   | 15.02    |
|        |         | Cumulative time (s)          | 201.59  | 184.91   |
|        |         | Speed (m/s)                  | 11.99   | 13.32    |
|        |         | Stride length (m)            | 53.53   | 8.26     |
|        |         | Stride duration (s)          | 4.502   | 0.621    |
|        |         | Stride efficiency (%)        | 4478.36 | 106.74   |
|        |         | Stride count                 | 3.74    | 24.20    |

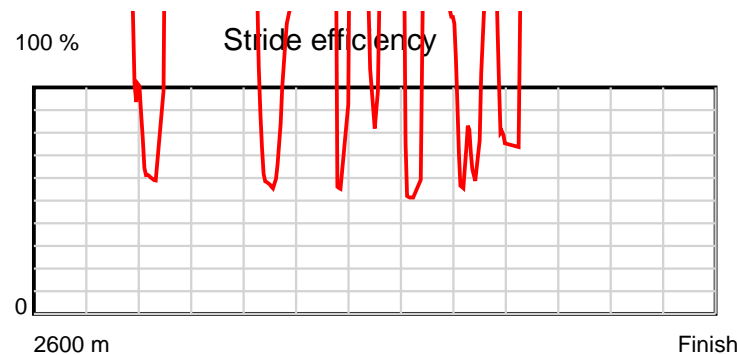
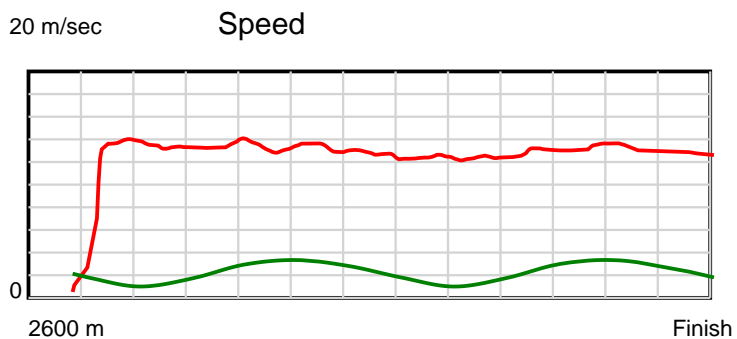
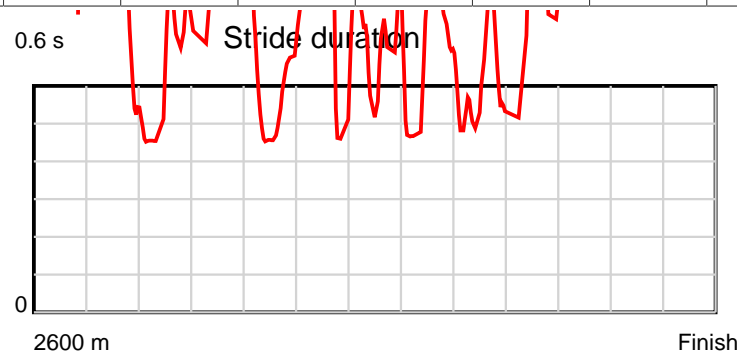
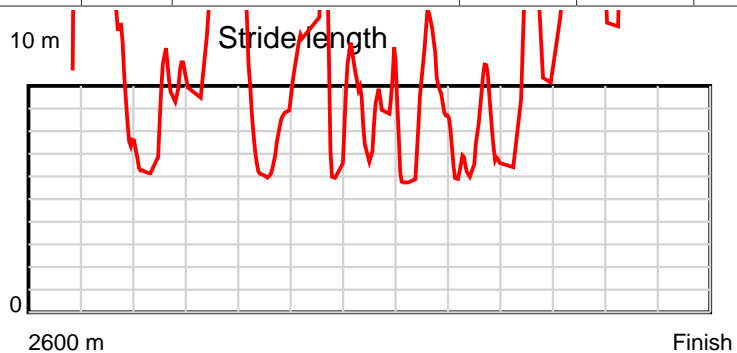
## Disclaimer.

HRNZ and NZMTC and Thoroughbred Ratings Pty Ltd accepts no responsibility for the completeness or accuracy of any of the information contained herein, and makes no representations about its suitability for any particular purpose. Users should make their own judgements about those matters and/or seek independent advice. You assume all risks associated with use of the data provided on this page.

# Race Results

June 24, 2022, Race 8, , Distance 2600m, Addington - Survey 3200m

| Result | TAB no. | Horse (Barrier)              | 2200m to | 2000m to | 1800m to | 1600m to | 1400m to | 1200m to | 1000m to | 800m to | 600m to | 400m to | 200m to | Total or | Margin |
|--------|---------|------------------------------|----------|----------|----------|----------|----------|----------|----------|---------|---------|---------|---------|----------|--------|
| 9th    | 8       | He's A Jackala... (7)        | 2000m    | 1800m    | 1600m    | 1400m    | 1200m    | 1000m    | 800m     | 600m    | 400m    | 200m    | WP      | Average  |        |
|        |         | Position in running (margin) | 4(3.3)   | 1(0.0)   | 2(2.2)   | 3(3.9)   | 3(5.3)   | 3(5.6)   | 3(3.3)   | 4(2.5)  | 5(2.1)  | 4(4.5)  | 7(5.1)  |          | 10.20  |
|        |         | Sectional time (s)           | 15.43    | 14.52    | 15.16    | 14.95    | 15.72    | 15.88    | 16.23    | 15.21   | 15.09   | 15.48   | 16.22   |          |        |
|        |         | Cumulative time (s)          | 169.89   | 154.46   | 139.94   | 124.78   | 109.83   | 94.11    | 78.23    | 62.00   | 46.79   | 31.70   | 16.22   | 3:21.59  |        |
|        |         | Speed (m/s)                  | 12.96    | 13.77    | 13.19    | 13.38    | 12.72    | 12.59    | 12.32    | 13.15   | 13.25   | 12.92   | 12.33   | 12.90    |        |
|        |         | Stride length (m)            | 6.79     | 15.28    | 7.14     | 6.45     | 6.96     | 7.38     | 6.58     | 10.87   | 16.69   | 7.79    | 9.98    | 8.91     |        |
|        |         | Stride duration (s)          | 0.524    | 1.109    | 0.541    | 0.482    | 0.547    | 0.586    | 0.534    | 0.827   | 1.259   | 0.603   | 0.810   | 0.691    |        |
|        |         | Stride efficiency (%)        | 71.95    | 365.07   | 79.58    | 64.96    | 75.77    | 85.09    | 67.69    | 184.66  | 435.35  | 94.94   | 155.72  | 124.04   |        |
|        |         | Stride count                 | 29.47    | 13.09    | 28.03    | 31.02    | 28.72    | 27.10    | 30.39    | 18.40   | 11.98   | 25.66   | 20.03   | 291.83   |        |



Note: Horizontal distance axis grid lines are 200m furlongs.

## Disclaimer.

HRNZ and NZMTC and Thoroughbred Ratings Pty Ltd accepts no responsibility for the completeness or accuracy of any of the information contained herein, and makes no representations about its suitability for any particular purpose. Users should make their own judgements about those matters and/or seek independent advice. You assume all risks associated with use of the data provided on this page.



# Race Results



June 24, 2022, Race 8, , Distance 2600m, Addington - Survey 3200m

| Result | TAB no. | Horse (Barrier)              | 2600 to | 2400m to |
|--------|---------|------------------------------|---------|----------|
| 10th   | 3       | Mr Lincoln (2)               | 2400m   | 2200m    |
|        |         | Position in running (margin) | -       | 13(19.8) |
|        |         | Sectional time (s)           | 19.92   | 15.46    |
|        |         | Cumulative time (s)          | 201.76  | 181.84   |
|        |         | Speed (m/s)                  | 10.04   | 12.94    |
|        |         | Stride length (m)            | 4.94    | 6.26     |
|        |         | Stride duration (s)          | 0.475   | 0.484    |
|        |         | Stride efficiency (%)        | 38.10   | 61.26    |
|        |         | Stride count                 | 40.51   | 31.94    |

## Disclaimer.

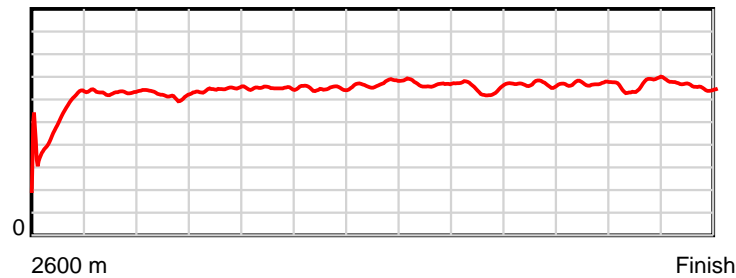
HRNZ and NZMTC and Thoroughbred Ratings Pty Ltd accepts no responsibility for the completeness or accuracy of any of the information contained herein, and makes no representations about its suitability for any particular purpose. Users should make their own judgements about those matters and/or seek independent advice. You assume all risks associated with use of the data provided on this page.

# Race Results

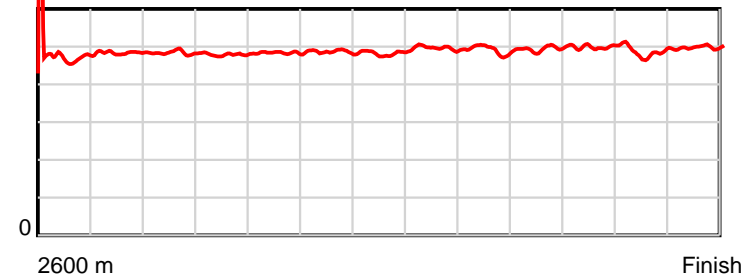
June 24, 2022, Race 8, , Distance 2600m, Addington - Survey 3200m

| Result | TAB no. | Horse (Barrier)              | 2200m to | 2000m to | 1800m to | 1600m to | 1400m to | 1200m to | 1000m to | 800m to  | 600m to  | 400m to  | 200m to  | Total or | Margin |
|--------|---------|------------------------------|----------|----------|----------|----------|----------|----------|----------|----------|----------|----------|----------|----------|--------|
| 10th   | 3       | Mr Lincoln (2)               | 2000m    | 1800m    | 1600m    | 1400m    | 1200m    | 1000m    | 800m     | 600m     | 400m     | 200m     | WP       | Average  |        |
|        |         | Position in running (margin) | 13(24.1) | 13(22.8) | 13(27.6) | 13(28.0) | 13(30.1) | 13(22.8) | 13(17.0) | 13(12.9) | 13(10.4) | 13(13.1) | 12(10.8) |          | 11.20  |
|        |         | Sectional time (s)           | 15.77    | 14.94    | 14.96    | 15.08    | 14.44    | 15.29    | 15.67    | 14.87    | 15.13    | 15.00    | 15.23    |          |        |
|        |         | Cumulative time (s)          | 166.38   | 150.61   | 135.67   | 120.71   | 105.63   | 91.19    | 75.90    | 60.23    | 45.36    | 30.23    | 15.23    | 3:21.76  |        |
|        |         | Speed (m/s)                  | 12.68    | 13.39    | 13.37    | 13.26    | 13.85    | 13.08    | 12.76    | 13.45    | 13.22    | 13.33    | 13.13    | 12.89    |        |
|        |         | Stride length (m)            | 6.13     | 6.41     | 6.46     | 6.45     | 6.68     | 6.50     | 6.27     | 6.65     | 6.60     | 6.48     | 6.55     | 6.30     |        |
|        |         | Stride duration (s)          | 0.483    | 0.479    | 0.483    | 0.486    | 0.483    | 0.497    | 0.491    | 0.494    | 0.500    | 0.486    | 0.499    | 0.489    |        |
|        |         | Stride efficiency (%)        | 58.76    | 64.20    | 65.21    | 65.06    | 69.81    | 66.00    | 61.52    | 69.06    | 68.13    | 65.58    | 66.98    | 62.06    |        |
|        |         | Stride count                 | 32.61    | 31.20    | 30.96    | 31.00    | 29.92    | 30.77    | 31.88    | 30.08    | 30.29    | 30.87    | 30.55    | 412.58   |        |

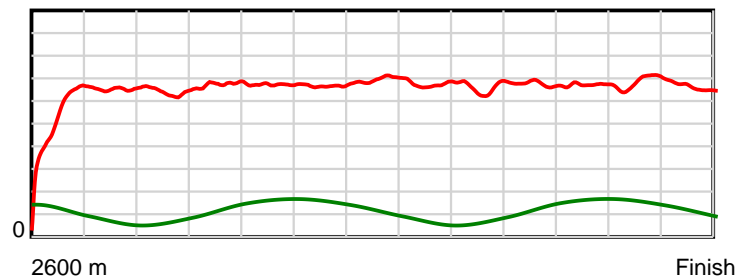
10 m Stride length



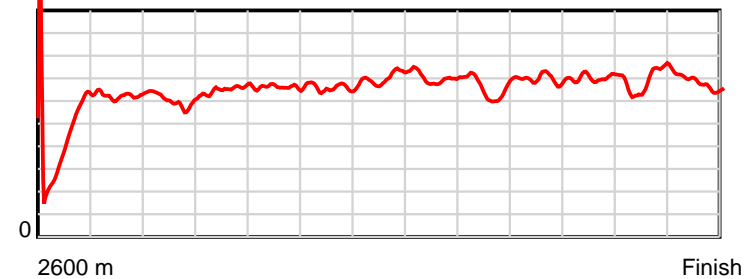
0.5 s Stride duration



20 m/sec Speed



100 % Stride efficiency



Note: Horizontal distance axis grid lines are 200m furlongs.

## Disclaimer.

HRNZ and NZMTC and Thoroughbred Ratings Pty Ltd accepts no responsibility for the completeness or accuracy of any of the information contained herein, and makes no representations about its suitability for any particular purpose. Users should make their own judgements about those matters and/or seek independent advice. You assume all risks associated with use of the data provided on this page.



# Race Results



June 24, 2022, Race 8, , Distance 2600m, Addington - Survey 3200m

| Result | TAB no. | Horse (Barrier)              | 2600 to      | 2400m to     |
|--------|---------|------------------------------|--------------|--------------|
| 11th   | 7       | <b>The Highlander (6)</b>    | <b>2400m</b> | <b>2200m</b> |
|        |         | Position in running (margin) | -            | 9(7.5)       |
|        |         | Sectional time (s)           | 17.84        | 15.25        |
|        |         | Cumulative time (s)          | 201.99       | 184.15       |
|        |         | Speed (m/s)                  | 11.21        | 13.11        |
|        |         | Stride length (m)            | 5.62         | 5.99         |
|        |         | Stride duration (s)          | 0.472        | 0.457        |
|        |         | Stride efficiency (%)        | 49.32        | 56.10        |
|        |         | Stride count                 | 35.60        | 33.38        |

## Disclaimer.

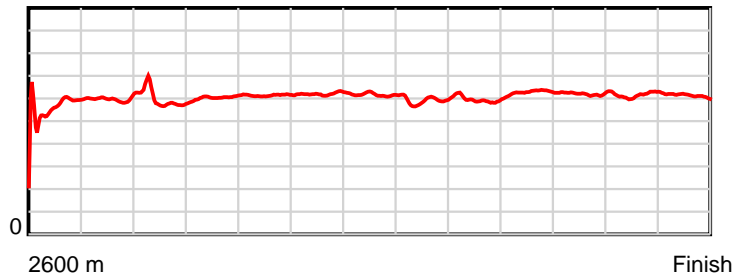
HRNZ and NZMTC and Thoroughbred Ratings Pty Ltd accepts no responsibility for the completeness or accuracy of any of the information contained herein, and makes no representations about its suitability for any particular purpose. Users should make their own judgements about those matters and/or seek independent advice. You assume all risks associated with use of the data provided on this page.

# Race Results

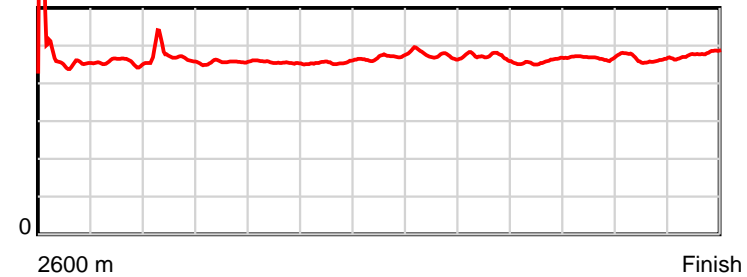
June 24, 2022, Race 8, , Distance 2600m, Addington - Survey 3200m

| Result | TAB no. | Horse (Barrier)              | 2200m to     | 2000m to     | 1800m to     | 1600m to     | 1400m to     | 1200m to     | 1000m to    | 800m to     | 600m to     | 400m to     | 200m to   | Total or       | Margin |
|--------|---------|------------------------------|--------------|--------------|--------------|--------------|--------------|--------------|-------------|-------------|-------------|-------------|-----------|----------------|--------|
| 11th   | 7       | <b>The Highlander (6)</b>    | <b>2000m</b> | <b>1800m</b> | <b>1600m</b> | <b>1400m</b> | <b>1200m</b> | <b>1000m</b> | <b>800m</b> | <b>600m</b> | <b>400m</b> | <b>200m</b> | <b>WP</b> | <b>Average</b> |        |
|        |         | Position in running (margin) | 10(10.6)     | 12(12.0)     | 12(18.0)     | 12(17.7)     | 12(17.2)     | 12(14.6)     | 12(14.1)    | 12(12.2)    | 12(8.2)     | 12(11.0)    | 11(9.9)   |                | 12.60  |
|        |         | Sectional time (s)           | 16.23        | 15.15        | 14.82        | 14.65        | 15.23        | 16.17        | 16.05       | 14.62       | 15.15       | 15.20       | 15.63     |                |        |
|        |         | Cumulative time (s)          | 168.90       | 152.67       | 137.52       | 122.70       | 108.05       | 92.82        | 76.65       | 60.60       | 45.98       | 30.83       | 15.63     | 3:21.99        |        |
|        |         | Speed (m/s)                  | 12.32        | 13.20        | 13.50        | 13.65        | 13.13        | 12.37        | 12.46       | 13.68       | 13.20       | 13.16       | 12.80     | 12.87          |        |
|        |         | Stride length (m)            | 5.83         | 6.02         | 6.14         | 6.21         | 6.16         | 5.88         | 5.87        | 6.26        | 6.19        | 6.11        | 6.13      | 6.03           |        |
|        |         | Stride duration (s)          | 0.473        | 0.456        | 0.455        | 0.455        | 0.469        | 0.476        | 0.471       | 0.458       | 0.469       | 0.464       | 0.479     | 0.468          |        |
|        |         | Stride efficiency (%)        | 53.04        | 56.64        | 58.93        | 60.28        | 59.37        | 54.05        | 53.90       | 61.29       | 59.91       | 58.30       | 58.63     | 56.75          |        |
|        |         | Stride count                 | 34.33        | 33.22        | 32.57        | 32.20        | 32.45        | 34.01        | 34.05       | 31.93       | 32.30       | 32.74       | 32.65     | 431.43         |        |

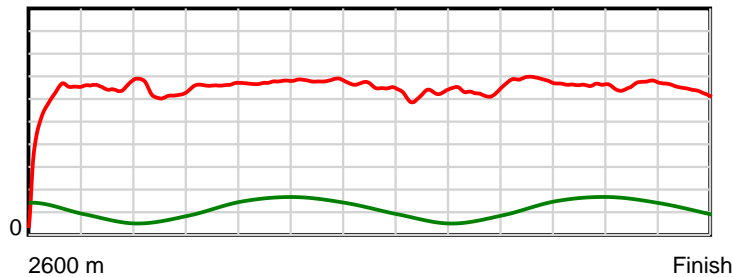
10 m Stride length



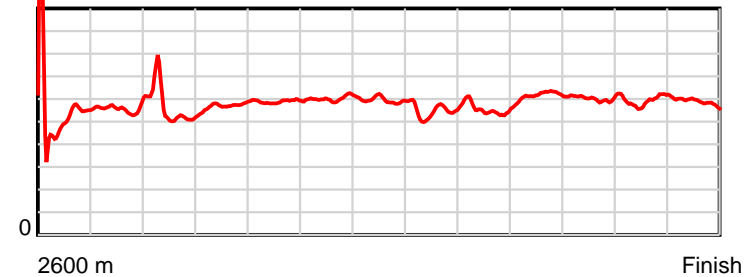
0.5 s Stride duration



20 m/sec Speed



100 % Stride efficiency



Note: Horizontal distance axis grid lines are 200m furlongs.

## Disclaimer.

HRNZ and NZMTC and Thoroughbred Ratings Pty Ltd accepts no responsibility for the completeness or accuracy of any of the information contained herein, and makes no representations about its suitability for any particular purpose. Users should make their own judgements about those matters and/or seek independent advice. You assume all risks associated with use of the data provided on this page.



# Race Results



June 24, 2022, Race 8, , Distance 2600m, Addington - Survey 3200m

| Result | TAB no. | Horse (Barrier)              | 2600 to | 2400m to |
|--------|---------|------------------------------|---------|----------|
| 12th   | 15      | Adhika (0)                   | 2400m   | 2200m    |
|        |         | Position in running (margin) | -       | 11(9.4)  |
|        |         | Sectional time (s)           | 18.08   | 14.93    |
|        |         | Cumulative time (s)          | 202.60  | 184.52   |
|        |         | Speed (m/s)                  | 11.06   | 13.40    |
|        |         | Stride length (m)            | 5.39    | 5.80     |
|        |         | Stride duration (s)          | 0.444   | 0.433    |
|        |         | Stride efficiency (%)        | 45.45   | 52.54    |
|        |         | Stride count                 | 37.08   | 34.49    |

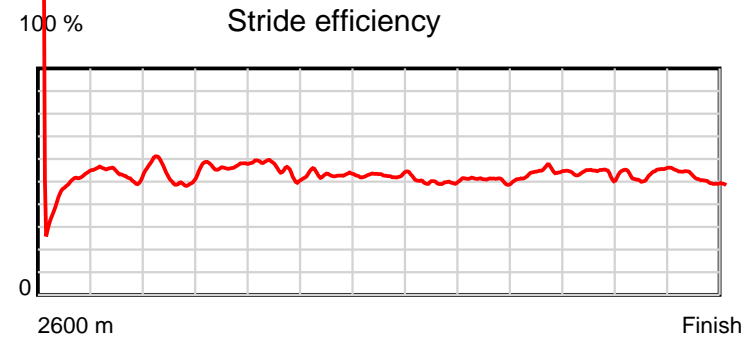
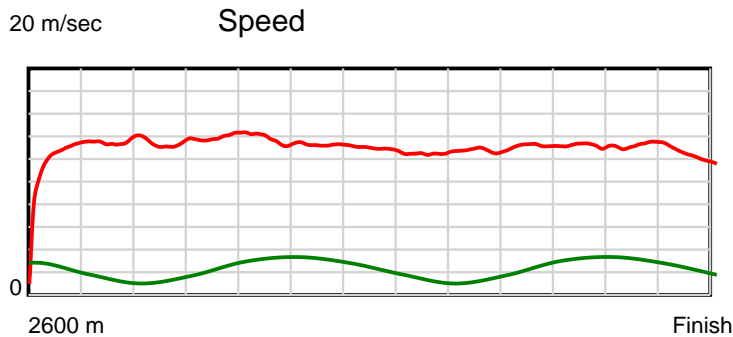
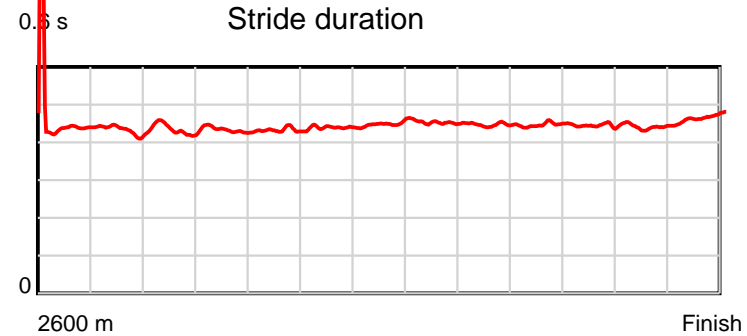
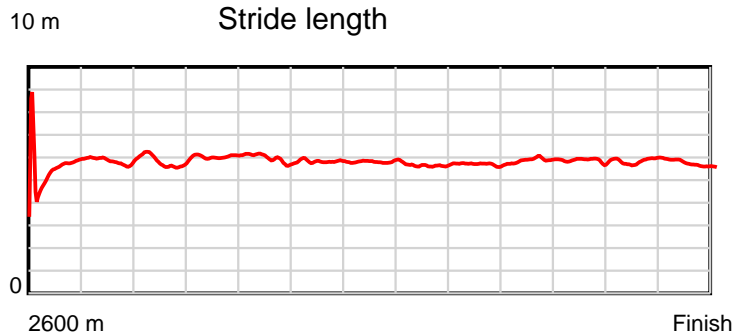
## Disclaimer.

HRNZ and NZMTC and Thoroughbred Ratings Pty Ltd accepts no responsibility for the completeness or accuracy of any of the information contained herein, and makes no representations about its suitability for any particular purpose. Users should make their own judgements about those matters and/or seek independent advice. You assume all risks associated with use of the data provided on this page.

# Race Results

June 24, 2022, Race 8, , Distance 2600m, Addington - Survey 3200m

| Result | TAB no. | Horse (Barrier)              | 2200m to | 2000m to | 1800m to | 1600m to | 1400m to | 1200m to | 1000m to | 800m to | 600m to | 400m to | 200m to | Total or | Margin |
|--------|---------|------------------------------|----------|----------|----------|----------|----------|----------|----------|---------|---------|---------|---------|----------|--------|
| 12th   | 15      | Adhika (0)                   | 2000m    | 1800m    | 1600m    | 1400m    | 1200m    | 1000m    | 800m     | 600m    | 400m    | 200m    | WP      | Average  |        |
|        |         | Position in running (margin) | 9(10.6)  | 7(6.2)   | 6(7.1)   | 5(6.2)   | 5(8.5)   | 5(7.4)   | 6(7.1)   | 7(5.1)  | 8(4.4)  | 10(9.0) | 10(8.6) |          | 16.20  |
|        |         | Sectional time (s)           | 15.25    | 14.31    | 14.73    | 15.11    | 15.47    | 16.22    | 16.01    | 15.18   | 15.44   | 15.31   | 16.56   |          |        |
|        |         | Cumulative time (s)          | 169.59   | 154.34   | 140.03   | 125.30   | 110.19   | 94.72    | 78.50    | 62.49   | 47.31   | 31.87   | 16.56   | 3:22.60  |        |
|        |         | Speed (m/s)                  | 13.11    | 13.98    | 13.58    | 13.24    | 12.93    | 12.33    | 12.49    | 13.18   | 12.95   | 13.06   | 12.08   | 12.83    |        |
|        |         | Stride length (m)            | 5.69     | 6.06     | 5.87     | 5.82     | 5.81     | 5.58     | 5.58     | 5.89    | 5.76    | 5.77    | 5.65    | 5.74     |        |
|        |         | Stride duration (s)          | 0.434    | 0.434    | 0.432    | 0.440    | 0.449    | 0.453    | 0.447    | 0.447   | 0.445   | 0.442   | 0.468   | 0.447    |        |
|        |         | Stride efficiency (%)        | 50.64    | 57.40    | 53.82    | 53.02    | 52.69    | 48.71    | 48.67    | 54.14   | 51.88   | 52.01   | 49.85   | 51.48    |        |
|        |         | Stride count                 | 35.13    | 33.00    | 34.08    | 34.34    | 34.44    | 35.82    | 35.84    | 33.98   | 34.71   | 34.67   | 35.41   | 452.99   |        |



Note: Horizontal distance axis grid lines are 200m furlongs.

#### Disclaimer.

HRNZ and NZMTC and Thoroughbred Ratings Pty Ltd accepts no responsibility for the completeness or accuracy of any of the information contained herein, and makes no representations about its suitability for any particular purpose. Users should make their own judgements about those matters and/or seek independent advice. You assume all risks associated with use of the data provided on this page.



# Race Results



June 24, 2022, Race 8, , Distance 2600m, Addington - Survey 3200m

| Result | TAB no. | Horse (Barrier)              | 2600 to      | 2400m to     |
|--------|---------|------------------------------|--------------|--------------|
| 13th   | 9       | <b>Johnny Rotten (8)</b>     | <b>2400m</b> | <b>2200m</b> |
|        |         | Position in running (margin) | -            | 6(5.0)       |
|        |         | Sectional time (s)           | 17.24        | 14.82        |
|        |         | Cumulative time (s)          | 208.23       | 190.99       |
|        |         | Speed (m/s)                  | 11.60        | 13.50        |
|        |         | Stride length (m)            | 5.75         | 6.38         |
|        |         | Stride duration (s)          | 0.464        | 0.473        |
|        |         | Stride efficiency (%)        | 51.67        | 63.54        |
|        |         | Stride count                 | 34.78        | 31.36        |

#### Disclaimer.

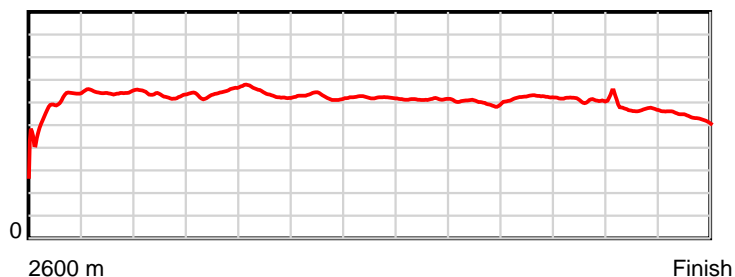
HRNZ and NZMTC and Thoroughbred Ratings Pty Ltd accepts no responsibility for the completeness or accuracy of any of the information contained herein, and makes no representations about its suitability for any particular purpose. Users should make their own judgements about those matters and/or seek independent advice. You assume all risks associated with use of the data provided on this page.

# Race Results

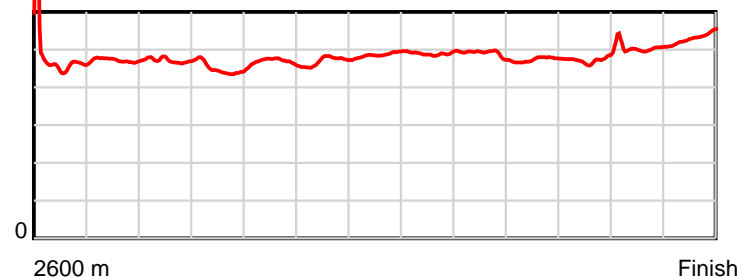
June 24, 2022, Race 8, , Distance 2600m, Addington - Survey 3200m

| Result | TAB no. | Horse (Barrier)              | 2200m to     | 2000m to     | 1800m to     | 1600m to     | 1400m to     | 1200m to     | 1000m to    | 800m to     | 600m to     | 400m to     | 200m to   | Total or       | Margin |
|--------|---------|------------------------------|--------------|--------------|--------------|--------------|--------------|--------------|-------------|-------------|-------------|-------------|-----------|----------------|--------|
| 13th   | 9       | <b>Johnny Rotten (8)</b>     | <b>2000m</b> | <b>1800m</b> | <b>1600m</b> | <b>1400m</b> | <b>1200m</b> | <b>1000m</b> | <b>800m</b> | <b>600m</b> | <b>400m</b> | <b>200m</b> | <b>WP</b> | <b>Average</b> |        |
|        |         | Position in running (margin) | 5(5.5)       | 3(1.2)       | 1(0.0)       | 1(0.0)       | 2(2.6)       | 2(3.0)       | 2(1.2)      | 3(1.7)      | 4(1.4)      | 7(6.9)      | 13(20.8)  |                | 49.30  |
|        |         | Sectional time (s)           | 15.27        | 13.95        | 14.88        | 15.16        | 15.72        | 15.97        | 16.43       | 15.24       | 15.60       | 17.68       | 20.27     |                |        |
|        |         | Cumulative time (s)          | 176.17       | 160.90       | 146.95       | 132.07       | 116.91       | 101.19       | 85.22       | 68.79       | 53.55       | 37.95       | 20.27     | 3:28.23        |        |
|        |         | Speed (m/s)                  | 13.10        | 14.34        | 13.44        | 13.19        | 12.72        | 12.52        | 12.17       | 13.12       | 12.82       | 11.31       | 9.87      | 12.49          |        |
|        |         | Stride length (m)            | 6.17         | 6.43         | 6.30         | 6.20         | 6.20         | 6.13         | 5.95        | 6.22        | 6.06        | 5.71        | 5.26      | 6.04           |        |
|        |         | Stride duration (s)          | 0.471        | 0.448        | 0.469        | 0.470        | 0.488        | 0.490        | 0.489       | 0.474       | 0.473       | 0.505       | 0.533     | 0.484          |        |
|        |         | Stride efficiency (%)        | 59.46        | 64.56        | 62.09        | 60.09        | 60.11        | 58.76        | 55.38       | 60.38       | 57.45       | 50.90       | 43.28     | 57.04          |        |
|        |         | Stride count                 | 32.42        | 31.12        | 31.73        | 32.25        | 32.25        | 32.62        | 33.60       | 32.17       | 32.99       | 35.04       | 38.00     | 430.33         |        |

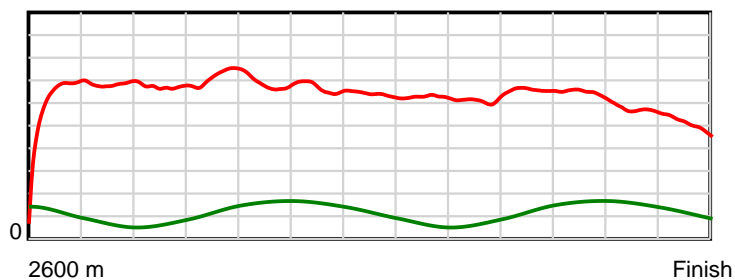
10 m Stride length



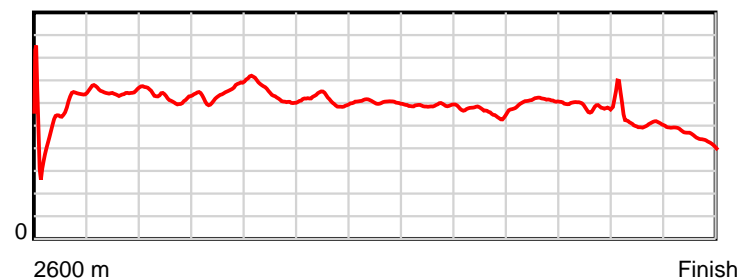
0.5 s Stride duration



20 m/sec Speed



100 % Stride efficiency



Note: Horizontal distance axis grid lines are 200m furlongs.

## Disclaimer.

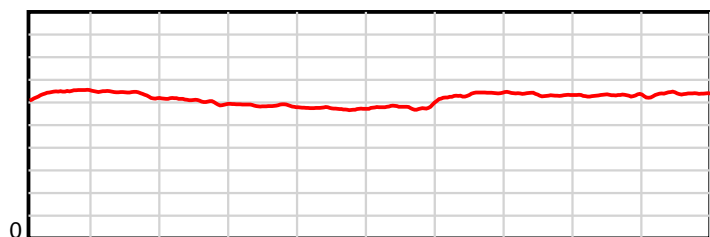
HRNZ and NZMTC and Thoroughbred Ratings Pty Ltd accepts no responsibility for the completeness or accuracy of any of the information contained herein, and makes no representations about its suitability for any particular purpose. Users should make their own judgements about those matters and/or seek independent advice. You assume all risks associated with use of the data provided on this page.

# Race Results

June 24, 2022, Race 9, HYDROFLOW MOBILE PACE, Distance 1980m, Addington - Survey 1980m

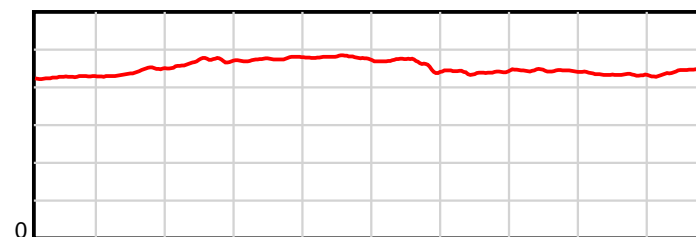
| Result | TAB no. | Horse (Barrier)              | 1980 to      | 1800m to     | 1600m to     | 1400m to     | 1200m to     | 1000m to    | 800m to     | 600m to     | 400m to     | 200m to   | Total or       | Margin |
|--------|---------|------------------------------|--------------|--------------|--------------|--------------|--------------|-------------|-------------|-------------|-------------|-----------|----------------|--------|
| 1st    | 8       | <b>Mikey Maguire (7)</b>     | <b>1800m</b> | <b>1600m</b> | <b>1400m</b> | <b>1200m</b> | <b>1000m</b> | <b>800m</b> | <b>600m</b> | <b>400m</b> | <b>200m</b> | <b>WP</b> | <b>Average</b> |        |
|        |         | Position in running (margin) | -            | 2(0.9)       | 1(0.0)       | 1(0.0)       | 1(0.0)       | 1(0.0)      | 1(0.0)      | 1(0.0)      | 1(0.0)      | 2(0.3)    |                | 0.00   |
|        |         | Sectional time (s)           | 11.64        | 14.40        | 15.49        | 16.39        | 16.69        | 16.12       | 13.90       | 14.17       | 13.70       | 14.08     |                |        |
|        |         | Cumulative time (s)          | 146.58       | 134.94       | 120.54       | 105.05       | 88.66        | 71.97       | 55.85       | 41.95       | 27.78       | 14.08     | 2:26.58        |        |
|        |         | Speed (m/s)                  | 15.46        | 13.89        | 12.91        | 12.20        | 11.98        | 12.41       | 14.39       | 14.11       | 14.60       | 14.20     | 13.51          |        |
|        |         | Stride length (m)            | 6.43         | 6.12         | 6.05         | 5.80         | 5.74         | 5.74        | 6.34        | 6.26        | 6.32        | 6.33      | 6.10           |        |
|        |         | Stride duration (s)          | 0.427        | 0.441        | 0.469        | 0.475        | 0.479        | 0.463       | 0.440       | 0.444       | 0.433       | 0.446     | 0.452          |        |
|        |         | Stride efficiency (%)        | 64.69        | 58.57        | 57.24        | 52.61        | 51.44        | 51.48       | 62.74       | 61.32       | 62.43       | 62.61     | 58.14          |        |
|        |         | Stride count                 | 27.98        | 32.67        | 33.05        | 34.47        | 34.86        | 34.85       | 31.56       | 31.93       | 31.64       | 31.60     | 324.61         |        |

10 m Stride length



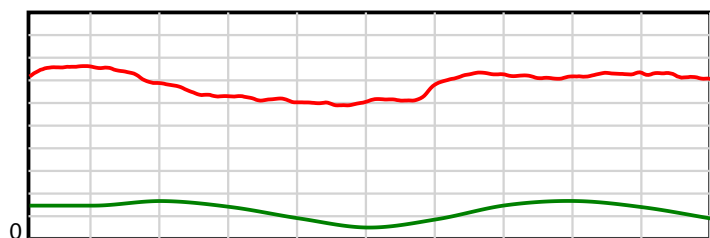
1980 m Finish

0.6 s Stride duration



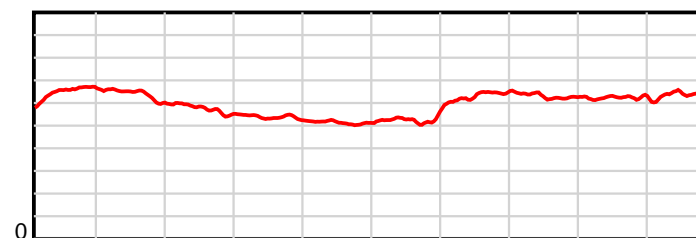
1980 m Finish

20 m/sec Speed



1980 m Finish

100 % Stride efficiency



1980 m Finish

Note: Horizontal distance axis grid lines are 200m furlongs.

## Disclaimer.

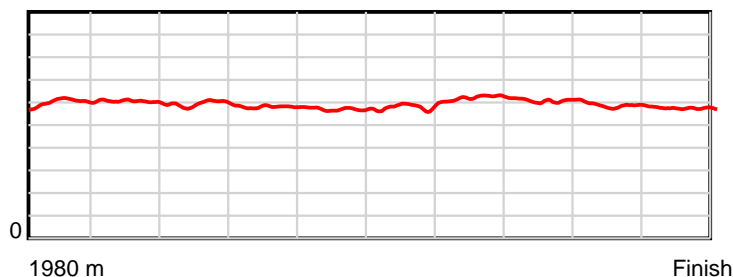
HRNZ and NZMTC and Thoroughbred Ratings Pty Ltd accepts no responsibility for the completeness or accuracy of any of the information contained herein, and makes no representations about its suitability for any particular purpose. Users should make their own judgements about those matters and/or seek independent advice. You assume all risks associated with use of the data provided on this page.

# Race Results

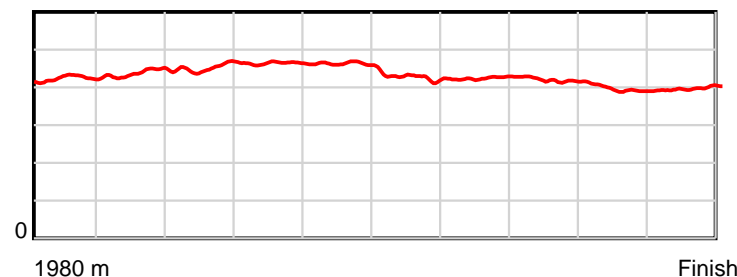
June 24, 2022, Race 9, HYDROFLOW MOBILE PACE, Distance 1980m, Addington - Survey 1980m

| Result | TAB no. | Horse (Barrier)              | 1980 to      | 1800m to     | 1600m to     | 1400m to     | 1200m to     | 1000m to    | 800m to     | 600m to     | 400m to     | 200m to   | Total or       | Margin |
|--------|---------|------------------------------|--------------|--------------|--------------|--------------|--------------|-------------|-------------|-------------|-------------|-----------|----------------|--------|
| 2nd    | 7       | <b>Soundsofcash (6)</b>      | <b>1800m</b> | <b>1600m</b> | <b>1400m</b> | <b>1200m</b> | <b>1000m</b> | <b>800m</b> | <b>600m</b> | <b>400m</b> | <b>200m</b> | <b>WP</b> | <b>Average</b> |        |
|        |         | Position in running (margin) | -            | 7(6.4)       | 7(9.5)       | 7(9.7)       | 7(8.0)       | 7(7.1)      | 2(1.8)      | 2(0.6)      | 2(0.2)      | 1(0.0)    |                | 0.00   |
|        |         | Sectional time (s)           | 12.93        | 15.06        | 15.52        | 16.10        | 16.54        | 15.23       | 13.72       | 14.11       | 13.61       | 13.77     |                |        |
|        |         | Cumulative time (s)          | 146.59       | 133.66       | 118.60       | 103.08       | 86.98        | 70.44       | 55.21       | 41.49       | 27.38       | 13.77     | 2:26.59        |        |
|        |         | Speed (m/s)                  | 13.92        | 13.28        | 12.89        | 12.42        | 12.09        | 13.13       | 14.58       | 14.17       | 14.70       | 14.52     | 13.51          |        |
|        |         | Stride length (m)            | 5.99         | 5.81         | 5.83         | 5.76         | 5.60         | 5.59        | 6.19        | 5.93        | 5.79        | 5.78      | 5.82           |        |
|        |         | Stride duration (s)          | 0.424        | 0.438        | 0.453        | 0.464        | 0.463        | 0.426       | 0.425       | 0.419       | 0.394       | 0.398     | 0.431          |        |
|        |         | Stride efficiency (%)        | 56.14        | 52.80        | 53.13        | 51.89        | 48.93        | 48.83       | 59.89       | 55.01       | 52.47       | 52.19     | 52.96          |        |
|        |         | Stride count                 | 30.03        | 34.41        | 34.30        | 34.71        | 35.74        | 35.78       | 32.31       | 33.71       | 34.52       | 34.61     | 340.12         |        |

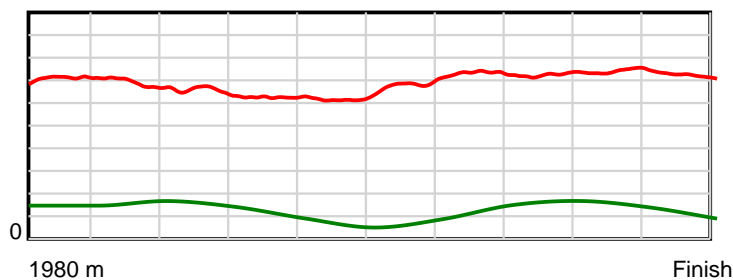
10 m Stride length



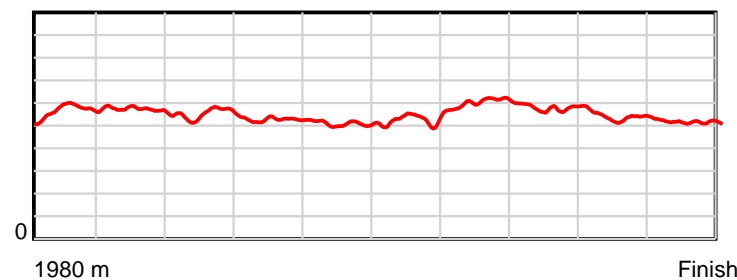
0.6 s Stride duration



20 m/sec Speed



100 % Stride efficiency



Note: Horizontal distance axis grid lines are 200m furlongs.

**Disclaimer.**

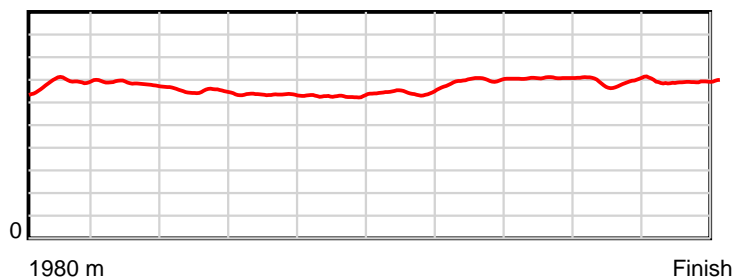
HRNZ and NZMTC and Thoroughbred Ratings Pty Ltd accepts no responsibility for the completeness or accuracy of any of the information contained herein, and makes no representations about its suitability for any particular purpose. Users should make their own judgements about those matters and/or seek independent advice. You assume all risks associated with use of the data provided on this page.

# Race Results

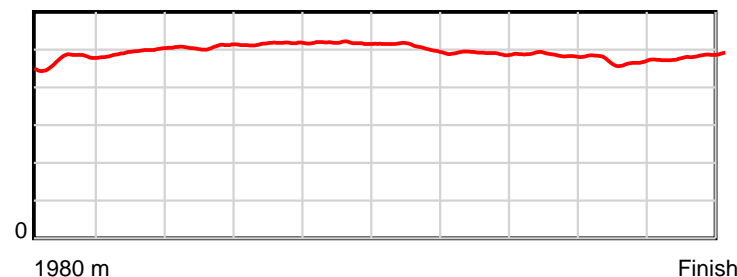
June 24, 2022, Race 9, HYDROFLOW MOBILE PACE, Distance 1980m, Addington - Survey 1980m

| Result | TAB no. | Horse (Barrier)              | 1980 to      | 1800m to     | 1600m to     | 1400m to     | 1200m to     | 1000m to    | 800m to     | 600m to     | 400m to     | 200m to   | Total or       | Margin |
|--------|---------|------------------------------|--------------|--------------|--------------|--------------|--------------|-------------|-------------|-------------|-------------|-----------|----------------|--------|
| 3rd    | 5       | <b>Franco Hoffman (4)</b>    | <b>1800m</b> | <b>1600m</b> | <b>1400m</b> | <b>1200m</b> | <b>1000m</b> | <b>800m</b> | <b>600m</b> | <b>400m</b> | <b>200m</b> | <b>WP</b> | <b>Average</b> |        |
|        |         | Position in running (margin) | -            | 4(2.8)       | 5(5.1)       | 4(6.0)       | 3(4.0)       | 3(3.1)      | 3(2.0)      | 4(2.1)      | 3(2.2)      | 3(2.9)    |                | 3.20   |
|        |         | Sectional time (s)           | 12.01        | 14.92        | 15.64        | 16.05        | 16.54        | 15.93       | 13.92       | 14.19       | 13.77       | 14.16     |                |        |
|        |         | Cumulative time (s)          | 147.13       | 135.12       | 120.20       | 104.56       | 88.51        | 71.97       | 56.04       | 42.12       | 27.93       | 14.16     | 2:27.13        |        |
|        |         | Speed (m/s)                  | 14.98        | 13.40        | 12.79        | 12.46        | 12.09        | 12.55       | 14.37       | 14.09       | 14.52       | 14.12     | 13.46          |        |
|        |         | Stride length (m)            | 6.95         | 6.64         | 6.49         | 6.43         | 6.26         | 6.35        | 7.05        | 6.85        | 6.80        | 6.82      | 6.65           |        |
|        |         | Stride duration (s)          | 0.474        | 0.495        | 0.508        | 0.516        | 0.518        | 0.506       | 0.490       | 0.486       | 0.469       | 0.483     | 0.494          |        |
|        |         | Stride efficiency (%)        | 75.40        | 68.83        | 65.87        | 64.67        | 61.27        | 62.99       | 77.57       | 73.42       | 72.32       | 72.61     | 69.13          |        |
|        |         | Stride count                 | 25.91        | 30.14        | 30.81        | 31.09        | 31.94        | 31.50       | 28.39       | 29.18       | 29.40       | 29.34     | 297.70         |        |

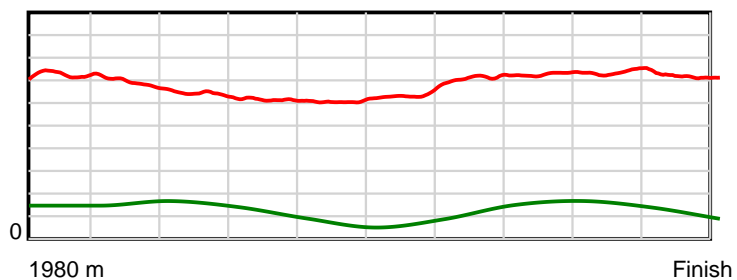
10 m Stride length



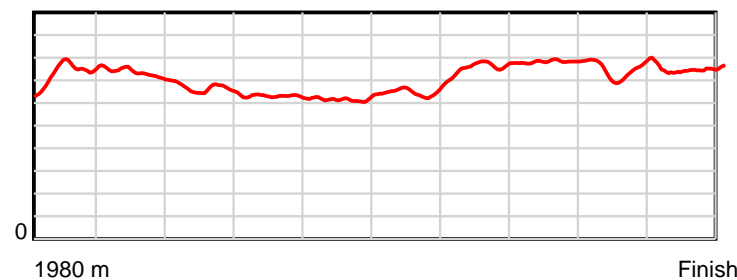
0.6 s Stride duration



20 m/sec Speed



100 % Stride efficiency



Note: Horizontal distance axis grid lines are 200m furlongs.

## Disclaimer.

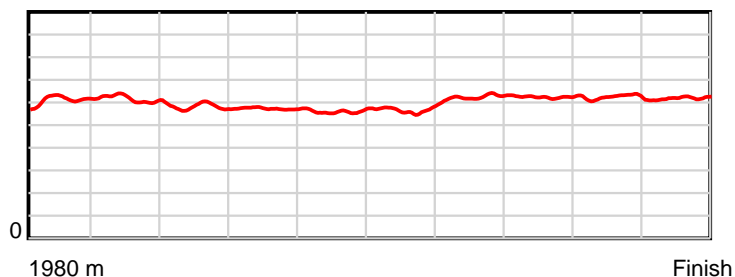
HRNZ and NZMTC and Thoroughbred Ratings Pty Ltd accepts no responsibility for the completeness or accuracy of any of the information contained herein, and makes no representations about its suitability for any particular purpose. Users should make their own judgements about those matters and/or seek independent advice. You assume all risks associated with use of the data provided on this page.

# Race Results

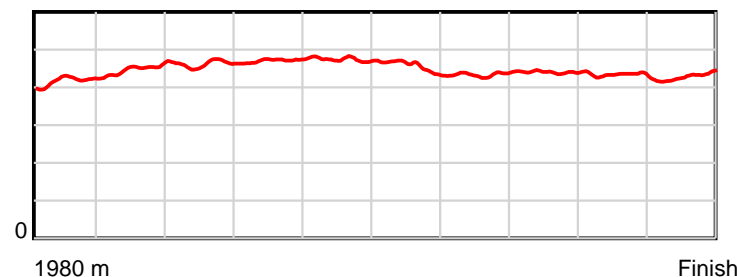
June 24, 2022, Race 9, HYDROFLOW MOBILE PACE, Distance 1980m, Addington - Survey 1980m

| Result | TAB no. | Horse (Barrier)              | 1980 to      | 1800m to     | 1600m to     | 1400m to     | 1200m to     | 1000m to    | 800m to     | 600m to     | 400m to     | 200m to   | Total or       | Margin |
|--------|---------|------------------------------|--------------|--------------|--------------|--------------|--------------|-------------|-------------|-------------|-------------|-----------|----------------|--------|
| 4th    | 1       | <b>Mossdale Mac (1)</b>      | <b>1800m</b> | <b>1600m</b> | <b>1400m</b> | <b>1200m</b> | <b>1000m</b> | <b>800m</b> | <b>600m</b> | <b>400m</b> | <b>200m</b> | <b>WP</b> | <b>Average</b> |        |
|        |         | Position in running (margin) | -            | 3(2.1)       | 3(2.8)       | 3(4.5)       | 4(4.1)       | 4(4.6)      | 5(4.0)      | 5(3.6)      | 5(3.4)      | 5(4.6)    |                | 3.50   |
|        |         | Sectional time (s)           | 11.96        | 14.65        | 15.78        | 16.31        | 16.78        | 16.01       | 13.84       | 14.15       | 13.85       | 13.85     |                |        |
|        |         | Cumulative time (s)          | 147.18       | 135.22       | 120.57       | 104.79       | 88.48        | 71.70       | 55.69       | 41.85       | 27.70       | 13.85     | 2:27.18        |        |
|        |         | Speed (m/s)                  | 15.05        | 13.65        | 12.67        | 12.26        | 11.92        | 12.49       | 14.45       | 14.13       | 14.44       | 14.44     | 13.45          |        |
|        |         | Stride length (m)            | 6.16         | 6.12         | 5.86         | 5.77         | 5.65         | 5.70        | 6.27        | 6.23        | 6.26        | 6.20      | 6.01           |        |
|        |         | Stride duration (s)          | 0.418        | 0.448        | 0.462        | 0.471        | 0.474        | 0.456       | 0.434       | 0.440       | 0.433       | 0.429     | 0.447          |        |
|        |         | Stride efficiency (%)        | 59.32        | 58.55        | 53.59        | 52.10        | 49.89        | 50.69       | 61.51       | 60.57       | 61.24       | 59.99     | 56.45          |        |
|        |         | Stride count                 | 29.21        | 32.67        | 34.15        | 34.64        | 35.40        | 35.12       | 31.88       | 32.12       | 31.95       | 32.28     | 329.42         |        |

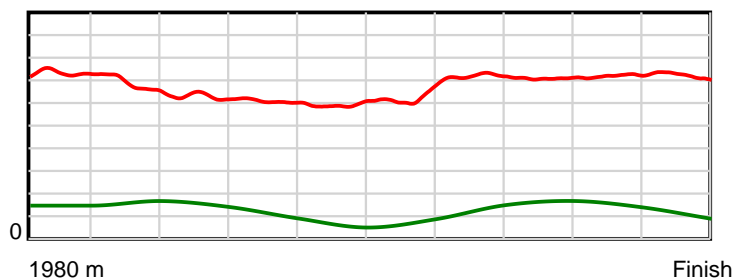
10 m Stride length



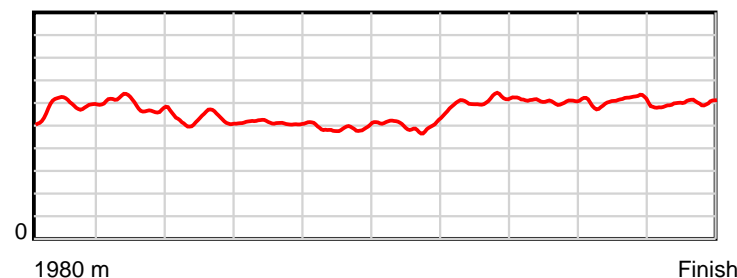
0.6 s Stride duration



20 m/sec Speed



100 % Stride efficiency



Note: Horizontal distance axis grid lines are 200m furlongs.

**Disclaimer.**

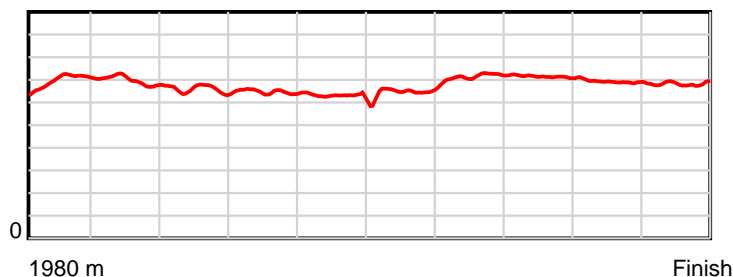
HRNZ and NZMTC and Thoroughbred Ratings Pty Ltd accepts no responsibility for the completeness or accuracy of any of the information contained herein, and makes no representations about its suitability for any particular purpose. Users should make their own judgements about those matters and/or seek independent advice. You assume all risks associated with use of the data provided on this page.

# Race Results

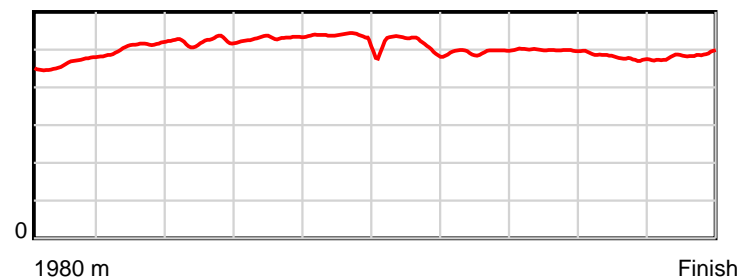
June 24, 2022, Race 9, HYDROFLOW MOBILE PACE, Distance 1980m, Addington - Survey 1980m

| Result | TAB no. | Horse (Barrier)              | 1980 to | 1800m to | 1600m to | 1400m to | 1200m to | 1000m to | 800m to | 600m to | 400m to | 200m to | Total or | Margin |
|--------|---------|------------------------------|---------|----------|----------|----------|----------|----------|---------|---------|---------|---------|----------|--------|
| 5th    | 4       | Midfrew Luisia... (3)        | 1800m   | 1600m    | 1400m    | 1200m    | 1000m    | 800m     | 600m    | 400m    | 200m    | WP      | Average  |        |
|        |         | Position in running (margin) | -       | 1(0.0)   | 2(1.1)   | 2(2.0)   | 2(1.8)   | 2(2.8)   | 4(2.0)  | 3(1.5)  | 4(2.3)  | 4(3.0)  |          | 3.70   |
|        |         | Sectional time (s)           | 11.66   | 14.72    | 15.65    | 16.34    | 16.86    | 16.00    | 13.81   | 14.30   | 13.77   | 14.10   |          |        |
|        |         | Cumulative time (s)          | 147.21  | 135.55   | 120.83   | 105.18   | 88.84    | 71.98    | 55.98   | 42.17   | 27.87   | 14.10   | 2:27.21  |        |
|        |         | Speed (m/s)                  | 15.43   | 13.59    | 12.78    | 12.24    | 11.86    | 12.50    | 14.48   | 13.99   | 14.52   | 14.18   | 13.45    |        |
|        |         | Stride length (m)            | 7.06    | 6.90     | 6.67     | 6.50     | 6.23     | 6.47     | 7.17    | 6.98    | 6.94    | 6.90    | 6.77     |        |
|        |         | Stride duration (s)          | 0.464   | 0.508    | 0.522    | 0.531    | 0.525    | 0.517    | 0.495   | 0.500   | 0.478   | 0.486   | 0.503    |        |
|        |         | Stride efficiency (%)        | 77.88   | 74.48    | 69.47    | 66.08    | 60.57    | 65.35    | 80.33   | 76.23   | 75.27   | 74.30   | 71.54    |        |
|        |         | Stride count                 | 25.50   | 28.97    | 30.00    | 30.76    | 32.12    | 30.93    | 27.90   | 28.64   | 28.82   | 29.00   | 292.64   |        |

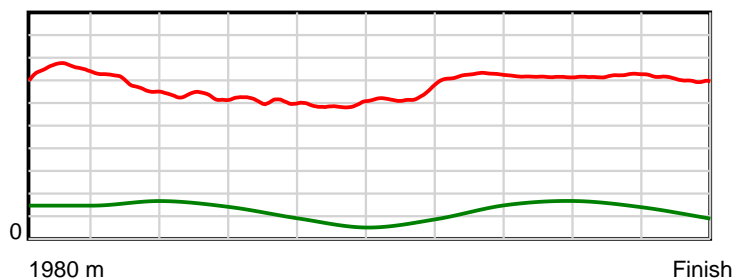
10 m Stride length



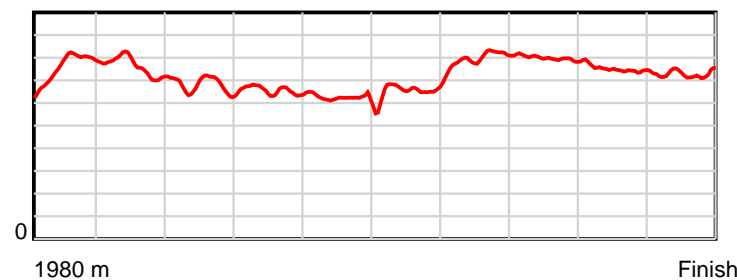
0.6 s Stride duration



20 m/sec Speed



100 % Stride efficiency



Note: Horizontal distance axis grid lines are 200m furlongs.

## Disclaimer.

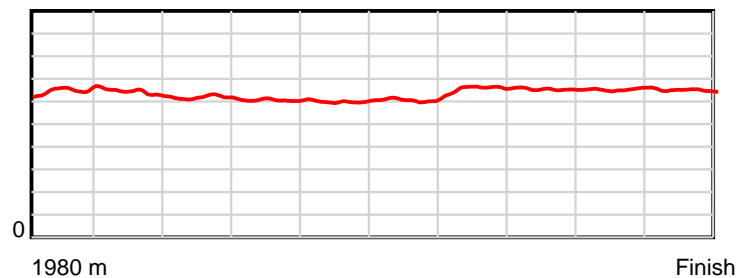
HRNZ and NZMTC and Thoroughbred Ratings Pty Ltd accepts no responsibility for the completeness or accuracy of any of the information contained herein, and makes no representations about its suitability for any particular purpose. Users should make their own judgements about those matters and/or seek independent advice. You assume all risks associated with use of the data provided on this page.

# Race Results

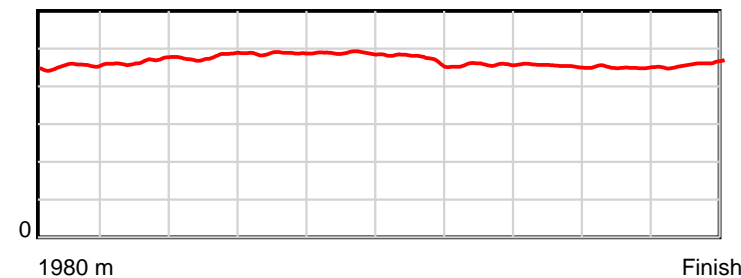
June 24, 2022, Race 9, HYDROFLOW MOBILE PACE, Distance 1980m, Addington - Survey 1980m

| Result | TAB no. | Horse (Barrier)              | 1980 to | 1800m to | 1600m to | 1400m to | 1200m to | 1000m to | 800m to | 600m to | 400m to | 200m to | Total or | Margin |
|--------|---------|------------------------------|---------|----------|----------|----------|----------|----------|---------|---------|---------|---------|----------|--------|
| 6th    | 6       | Kruizr (5)                   | 1800m   | 1600m    | 1400m    | 1200m    | 1000m    | 800m     | 600m    | 400m    | 200m    | WP      | Average  |        |
|        |         | Position in running (margin) | -       | 6(5.5)   | 6(7.4)   | 6(7.4)   | 5(5.8)   | 5(5.3)   | 6(4.0)  | 6(4.5)  | 6(4.5)  | 6(5.2)  |          | 6.10   |
|        |         | Sectional time (s)           | 12.46   | 14.85    | 15.49    | 16.12    | 16.60    | 15.91    | 13.98   | 14.17   | 13.77   | 14.28   |          |        |
|        |         | Cumulative time (s)          | 147.63  | 135.17   | 120.32   | 104.83   | 88.71    | 72.11    | 56.20   | 42.22   | 28.05   | 14.28   | 2:27.63  |        |
|        |         | Speed (m/s)                  | 14.44   | 13.47    | 12.91    | 12.41    | 12.05    | 12.57    | 14.31   | 14.11   | 14.52   | 14.01   | 13.41    |        |
|        |         | Stride length (m)            | 6.50    | 6.28     | 6.18     | 6.04     | 5.89     | 5.95     | 6.55    | 6.41    | 6.54    | 6.44    | 6.27     |        |
|        |         | Stride duration (s)          | 0.453   | 0.466    | 0.479    | 0.487    | 0.489    | 0.473    | 0.457   | 0.454   | 0.450   | 0.460   | 0.467    |        |
|        |         | Stride efficiency (%)        | 66.07   | 61.54    | 59.69    | 57.09    | 54.17    | 55.35    | 66.94   | 64.29   | 66.88   | 64.87   | 61.38    |        |
|        |         | Stride count                 | 27.68   | 31.87    | 32.36    | 33.09    | 33.97    | 33.60    | 30.56   | 31.18   | 30.57   | 31.04   | 315.92   |        |

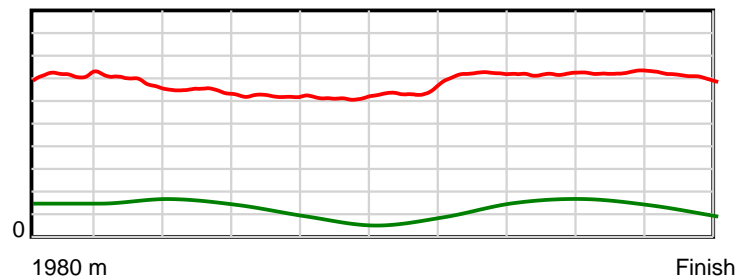
10 m Stride length



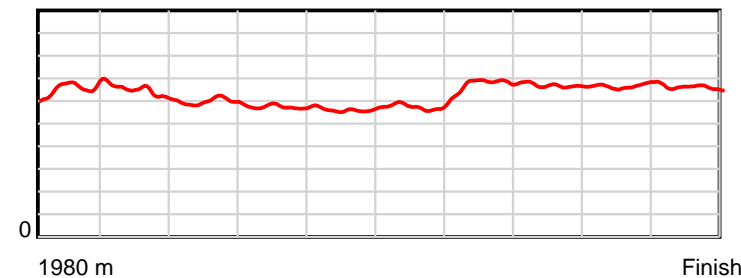
0.6 s Stride duration



20 m/sec Speed



100 % Stride efficiency



Note: Horizontal distance axis grid lines are 200m furlongs.

## Disclaimer.

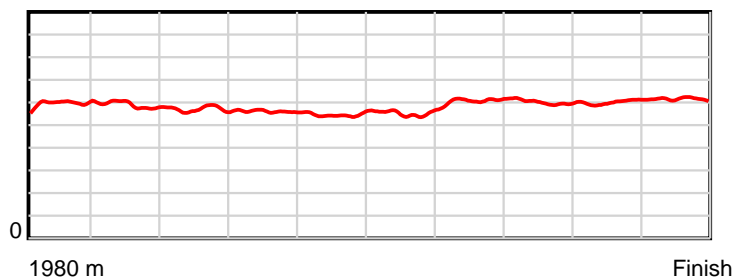
HRNZ and NZMTC and Thoroughbred Ratings Pty Ltd accepts no responsibility for the completeness or accuracy of any of the information contained herein, and makes no representations about its suitability for any particular purpose. Users should make their own judgements about those matters and/or seek independent advice. You assume all risks associated with use of the data provided on this page.

# Race Results

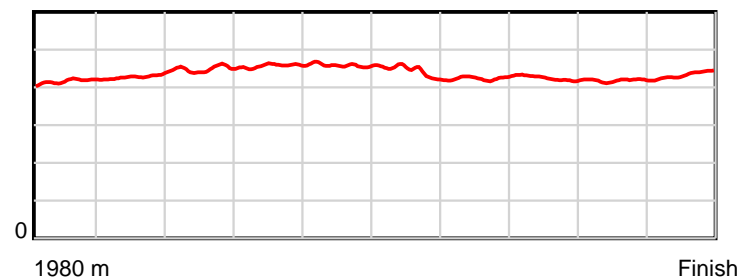
June 24, 2022, Race 9, HYDROFLOW MOBILE PACE, Distance 1980m, Addington - Survey 1980m

| Result | TAB no. | Horse (Barrier)              | 1980 to | 1800m to | 1600m to | 1400m to | 1200m to | 1000m to | 800m to | 600m to | 400m to | 200m to | Total or | Margin |
|--------|---------|------------------------------|---------|----------|----------|----------|----------|----------|---------|---------|---------|---------|----------|--------|
| 7th    | 3       | Rake (2)                     | 1800m   | 1600m    | 1400m    | 1200m    | 1000m    | 800m     | 600m    | 400m    | 200m    | WP      | Average  |        |
|        |         | Position in running (margin) | -       | 5(5.0)   | 4(4.7)   | 5(6.3)   | 6(6.0)   | 6(6.8)   | 7(6.4)  | 7(5.8)  | 7(5.5)  | 7(6.7)  |          | 7.70   |
|        |         | Sectional time (s)           | 12.47   | 14.49    | 15.76    | 16.34    | 16.82    | 16.05    | 13.80   | 14.13   | 13.84   | 14.19   |          |        |
|        |         | Cumulative time (s)          | 147.89  | 135.42   | 120.93   | 105.17   | 88.83    | 72.01    | 55.96   | 42.16   | 28.03   | 14.19   | 2:27.89  |        |
|        |         | Speed (m/s)                  | 14.43   | 13.80    | 12.69    | 12.24    | 11.89    | 12.46    | 14.49   | 14.15   | 14.45   | 14.09   | 13.39    |        |
|        |         | Stride length (m)            | 5.97    | 5.91     | 5.70     | 5.59     | 5.45     | 5.52     | 6.14    | 6.00    | 6.04    | 6.12    | 5.83     |        |
|        |         | Stride duration (s)          | 0.417   | 0.428    | 0.449    | 0.457    | 0.459    | 0.443    | 0.424   | 0.424   | 0.418   | 0.434   | 0.436    |        |
|        |         | Stride efficiency (%)        | 55.68   | 54.62    | 50.74    | 48.90    | 46.48    | 47.68    | 58.98   | 56.31   | 57.09   | 58.47   | 53.19    |        |
|        |         | Stride count                 | 30.15   | 33.83    | 35.10    | 35.75    | 36.67    | 36.21    | 32.56   | 33.32   | 33.09   | 32.70   | 339.38   |        |

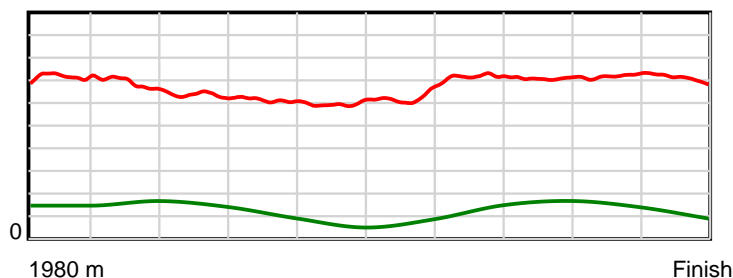
10 m Stride length



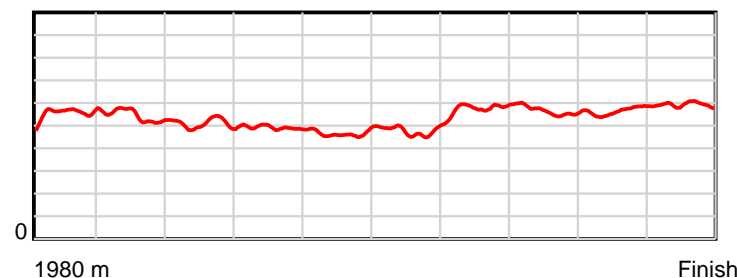
0.6 s Stride duration



20 m/sec Speed



100 % Stride efficiency



Note: Horizontal distance axis grid lines are 200m furlongs.

## Disclaimer.

HRNZ and NZMTC and Thoroughbred Ratings Pty Ltd accepts no responsibility for the completeness or accuracy of any of the information contained herein, and makes no representations about its suitability for any particular purpose. Users should make their own judgements about those matters and/or seek independent advice. You assume all risks associated with use of the data provided on this page.



# Race Results



June 24, 2022, Race 10, PAUL RENWICK JOINERY HANDICAP TROT, Distance 2600m, Addington - Survey 3200m

| Result | TAB no. | Horse (Barrier)              | 2600 to      | 2400m to     |
|--------|---------|------------------------------|--------------|--------------|
| 1st    | 6       | <b>Kahress (8)</b>           | <b>2400m</b> | <b>2200m</b> |
|        |         | Position in running (margin) | -            | 1(0.0)       |
|        |         | Sectional time (s)           | 16.35        | 14.96        |
|        |         | Cumulative time (s)          | 196.72       | 180.37       |
|        |         | Speed (m/s)                  | 12.23        | 13.37        |
|        |         | Stride length (m)            | 5.89         | 6.49         |
|        |         | Stride duration (s)          | 0.475        | 0.485        |
|        |         | Stride efficiency (%)        | 54.24        | 65.78        |
|        |         | Stride count                 | 33.95        | 30.83        |

#### Disclaimer.

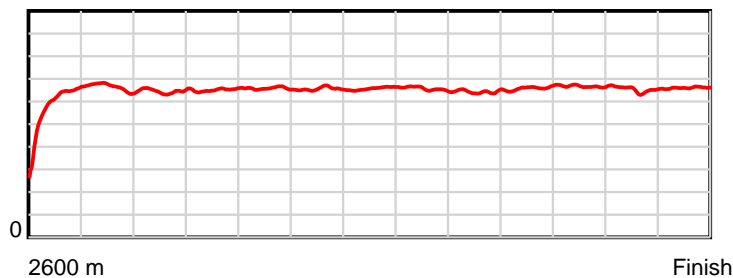
HRNZ and NZMTC and Thoroughbred Ratings Pty Ltd accepts no responsibility for the completeness or accuracy of any of the information contained herein, and makes no representations about its suitability for any particular purpose. Users should make their own judgements about those matters and/or seek independent advice. You assume all risks associated with use of the data provided on this page.

# Race Results

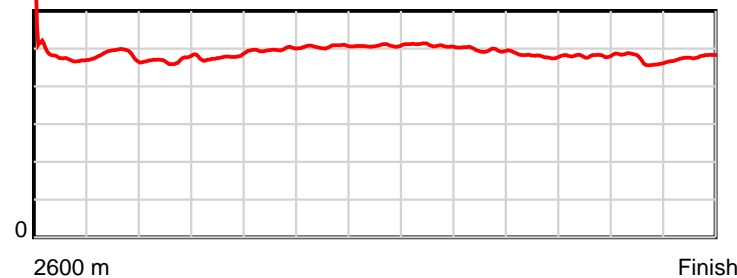
June 24, 2022, Race 10, PAUL RENWICK JOINERY HANDICAP TROT, Distance 2600m, Addington - Survey 3200m

| Result | TAB no. | Horse (Barrier)              | 2200m to | 2000m to | 1800m to | 1600m to | 1400m to | 1200m to | 1000m to | 800m to | 600m to | 400m to | 200m to | Total or | Margin |
|--------|---------|------------------------------|----------|----------|----------|----------|----------|----------|----------|---------|---------|---------|---------|----------|--------|
| 1st    | 6       | Kahress (8)                  | 2000m    | 1800m    | 1600m    | 1400m    | 1200m    | 1000m    | 800m     | 600m    | 400m    | 200m    | WP      | Average  |        |
|        |         | Position in running (margin) | 1(0.0)   | 2(1.0)   | 2(1.9)   | 2(2.0)   | 2(1.9)   | 2(1.6)   | 2(2.4)   | 2(2.4)  | 2(2.2)  | 2(1.9)  | 2(0.5)  |          | 0.00   |
|        |         | Sectional time (s)           | 14.59    | 14.59    | 15.18    | 15.59    | 15.65    | 15.89    | 15.45    | 14.59   | 14.45   | 14.70   | 14.73   |          |        |
|        |         | Cumulative time (s)          | 165.41   | 150.82   | 136.23   | 121.05   | 105.46   | 89.81    | 73.92    | 58.47   | 43.88   | 29.43   | 14.73   | 3:16.72  |        |
|        |         | Speed (m/s)                  | 13.71    | 13.71    | 13.18    | 12.83    | 12.78    | 12.59    | 12.94    | 13.71   | 13.84   | 13.61   | 13.58   | 13.22    |        |
|        |         | Stride length (m)            | 6.44     | 6.54     | 6.56     | 6.49     | 6.49     | 6.40     | 6.43     | 6.59    | 6.67    | 6.40    | 6.49    | 6.45     |        |
|        |         | Stride duration (s)          | 0.470    | 0.477    | 0.498    | 0.506    | 0.508    | 0.508    | 0.497    | 0.481   | 0.482   | 0.470   | 0.478   | 0.488    |        |
|        |         | Stride efficiency (%)        | 64.80    | 66.87    | 67.21    | 65.83    | 65.92    | 64.02    | 64.62    | 67.87   | 69.42   | 63.99   | 65.82   | 64.95    |        |
|        |         | Stride count                 | 31.06    | 30.57    | 30.50    | 30.81    | 30.79    | 31.25    | 31.10    | 30.35   | 30.01   | 31.25   | 30.82   | 403.29   |        |

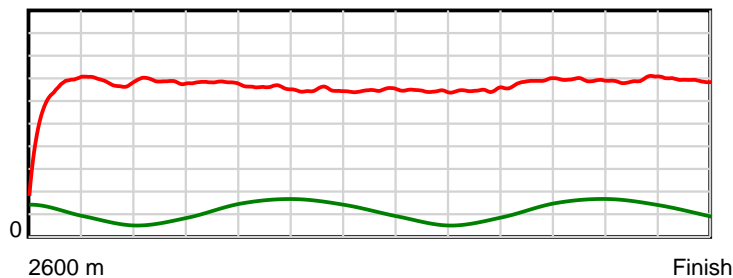
10 m Stride length



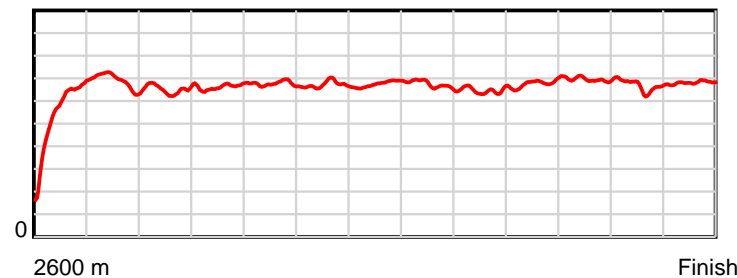
0.6 s Stride duration



20 m/sec Speed



100 % Stride efficiency



Note: Horizontal distance axis grid lines are 200m furlongs.

**Disclaimer.**

HRNZ and NZMTC and Thoroughbred Ratings Pty Ltd accepts no responsibility for the completeness or accuracy of any of the information contained herein, and makes no representations about its suitability for any particular purpose. Users should make their own judgements about those matters and/or seek independent advice. You assume all risks associated with use of the data provided on this page.



# Race Results



June 24, 2022, Race 10, PAUL RENWICK JOINERY HANDICAP TROT, Distance 2600m, Addington - Survey 3200m

| Result | TAB no. | Horse (Barrier)              | 2600 to | 2400m to |
|--------|---------|------------------------------|---------|----------|
| 2nd    | 4       | Repeat Pat (6)               | 2400m   | 2200m    |
|        |         | Position in running (margin) | -       | 5(4.7)   |
|        |         | Sectional time (s)           | 17.03   | 14.36    |
|        |         | Cumulative time (s)          | 197.28  | 180.25   |
|        |         | Speed (m/s)                  | 11.74   | 13.93    |
|        |         | Stride length (m)            | 5.66    | 6.59     |
|        |         | Stride duration (s)          | 0.485   | 0.473    |
|        |         | Stride efficiency (%)        | 50.04   | 67.92    |
|        |         | Stride count                 | 35.34   | 30.34    |

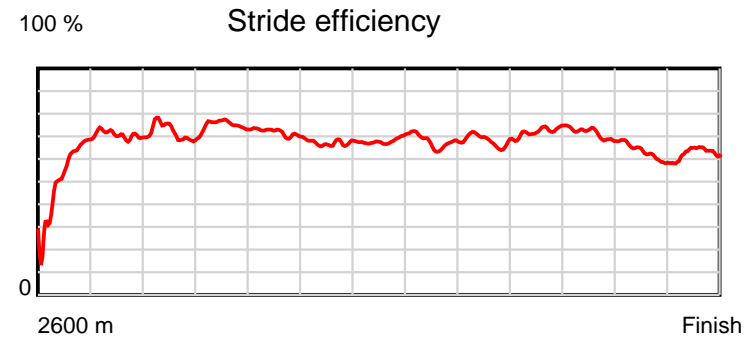
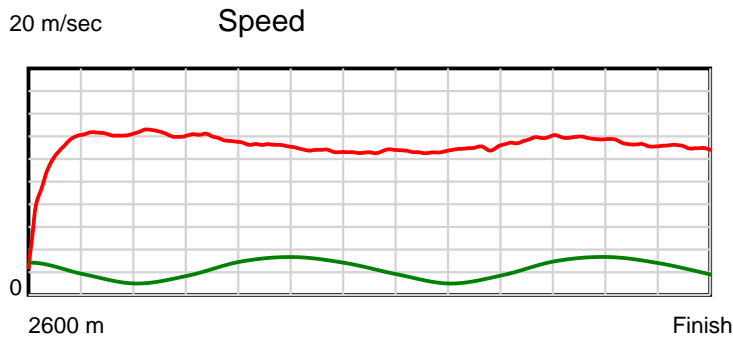
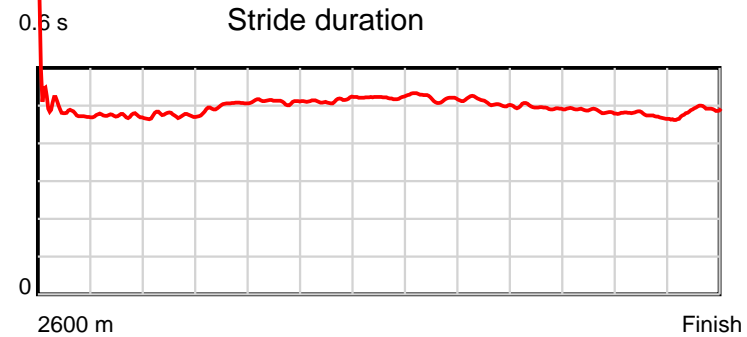
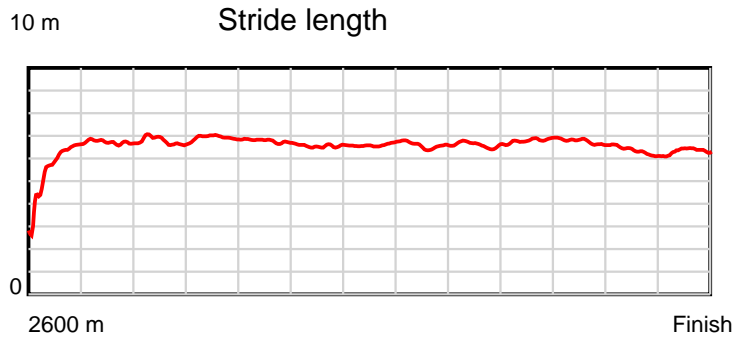
#### Disclaimer.

HRNZ and NZMTC and Thoroughbred Ratings Pty Ltd accepts no responsibility for the completeness or accuracy of any of the information contained herein, and makes no representations about its suitability for any particular purpose. Users should make their own judgements about those matters and/or seek independent advice. You assume all risks associated with use of the data provided on this page.

# Race Results

June 24, 2022, Race 10, PAUL RENWICK JOINERY HANDICAP TROT, Distance 2600m, Addington - Survey 3200m

| Result | TAB no. | Horse (Barrier)              | 2200m to | 2000m to | 1800m to | 1600m to | 1400m to | 1200m to | 1000m to | 800m to | 600m to | 400m to | 200m to | Total or | Margin |
|--------|---------|------------------------------|----------|----------|----------|----------|----------|----------|----------|---------|---------|---------|---------|----------|--------|
| 2nd    | 4       | Repeat Pat (6)               | 2000m    | 1800m    | 1600m    | 1400m    | 1200m    | 1000m    | 800m     | 600m    | 400m    | 200m    | WP      | Average  |        |
|        |         | Position in running (margin) | 2(1.1)   | 1(0.0)   | 1(0.0)   | 1(0.0)   | 1(0.0)   | 1(0.0)   | 1(0.0)   | 1(0.0)  | 1(0.0)  | 1(0.0)  | 1(0.0)  |          | 3.30   |
|        |         | Sectional time (s)           | 14.23    | 14.45    | 15.17    | 15.59    | 15.70    | 15.75    | 15.47    | 14.62   | 14.50   | 14.92   | 15.49   |          |        |
|        |         | Cumulative time (s)          | 165.89   | 151.66   | 137.21   | 122.04   | 106.45   | 90.75    | 75.00    | 59.53   | 44.91   | 30.41   | 15.49   | 3:17.28  |        |
|        |         | Speed (m/s)                  | 14.05    | 13.84    | 13.18    | 12.83    | 12.74    | 12.70    | 12.93    | 13.68   | 13.79   | 13.40   | 12.91   | 13.18    |        |
|        |         | Stride length (m)            | 6.66     | 6.94     | 6.74     | 6.59     | 6.65     | 6.60     | 6.57     | 6.78    | 6.70    | 6.35    | 6.29    | 6.53     |        |
|        |         | Stride duration (s)          | 0.474    | 0.501    | 0.511    | 0.514    | 0.522    | 0.520    | 0.508    | 0.495   | 0.486   | 0.474   | 0.487   | 0.496    |        |
|        |         | Stride efficiency (%)        | 69.21    | 75.20    | 71.04    | 67.91    | 69.01    | 68.03    | 67.50    | 71.73   | 70.18   | 63.07   | 61.76   | 66.67    |        |
|        |         | Stride count                 | 30.05    | 28.83    | 29.66    | 30.34    | 30.10    | 30.31    | 30.43    | 29.52   | 29.84   | 31.48   | 31.81   | 398.05   |        |



Note: Horizontal distance axis grid lines are 200m furlongs.

#### Disclaimer.

HRNZ and NZMTC and Thoroughbred Ratings Pty Ltd accepts no responsibility for the completeness or accuracy of any of the information contained herein, and makes no representations about its suitability for any particular purpose. Users should make their own judgements about those matters and/or seek independent advice. You assume all risks associated with use of the data provided on this page.



# Race Results



June 24, 2022, Race 10, PAUL RENWICK JOINERY HANDICAP TROT, Distance 2600m, Addington - Survey 3200m

| Result | TAB no. | Horse (Barrier)              | 2600 to      | 2400m to     |
|--------|---------|------------------------------|--------------|--------------|
| 3rd    | 8       | <b>With Ice (0)</b>          | <b>2400m</b> | <b>2200m</b> |
|        |         | Position in running (margin) | -            | 7(6.5)       |
|        |         | Sectional time (s)           | 17.43        | 15.74        |
|        |         | Cumulative time (s)          | 197.57       | 180.14       |
|        |         | Speed (m/s)                  | 11.47        | 12.71        |
|        |         | Stride length (m)            | 5.77         | 6.22         |
|        |         | Stride duration (s)          | 0.480        | 0.489        |
|        |         | Stride efficiency (%)        | 51.99        | 60.43        |
|        |         | Stride count                 | 34.68        | 32.16        |

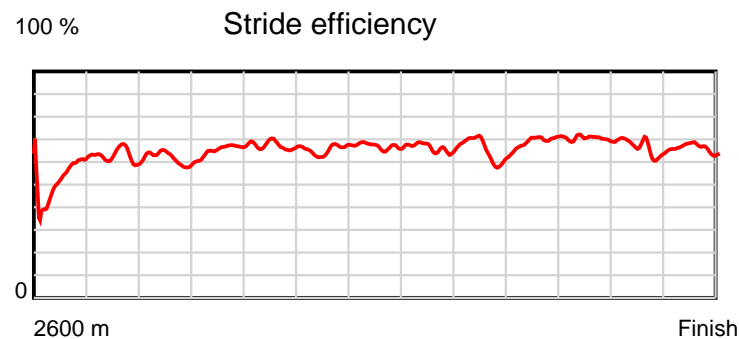
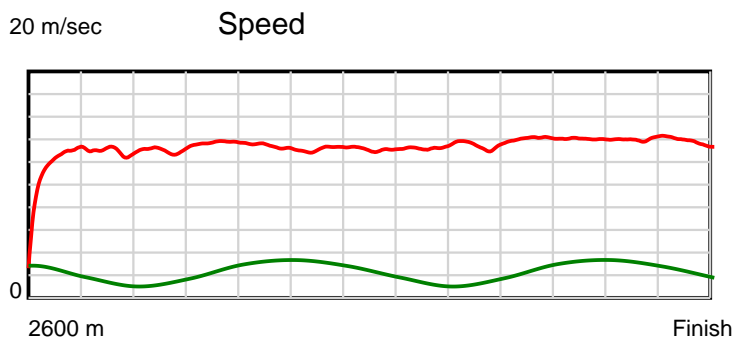
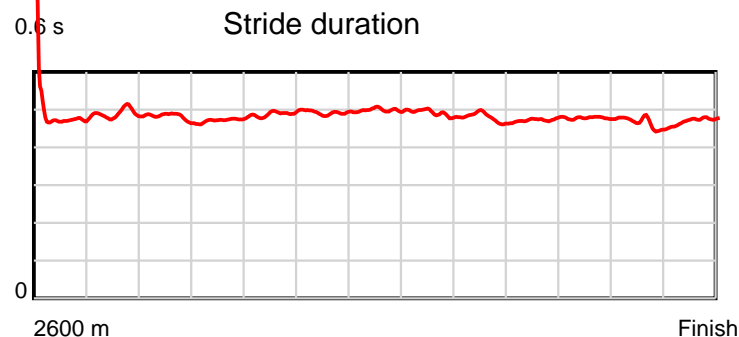
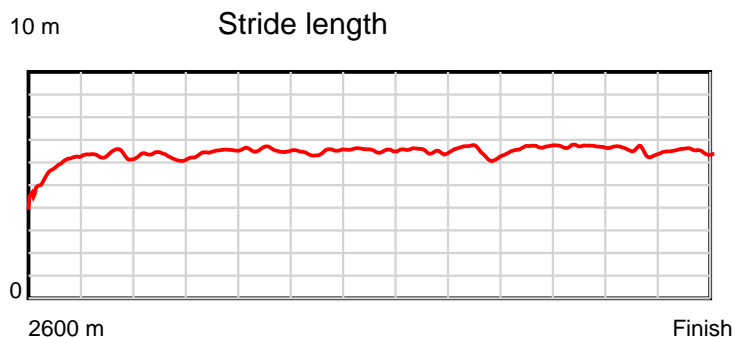
#### Disclaimer.

HRNZ and NZMTC and Thoroughbred Ratings Pty Ltd accepts no responsibility for the completeness or accuracy of any of the information contained herein, and makes no representations about its suitability for any particular purpose. Users should make their own judgements about those matters and/or seek independent advice. You assume all risks associated with use of the data provided on this page.

# Race Results

June 24, 2022, Race 10, PAUL RENWICK JOINERY HANDICAP TROT, Distance 2600m, Addington - Survey 3200m

| Result | TAB no. | Horse (Barrier)              | 2200m to     | 2000m to     | 1800m to     | 1600m to     | 1400m to     | 1200m to     | 1000m to    | 800m to     | 600m to     | 400m to     | 200m to   | Total or       | Margin |
|--------|---------|------------------------------|--------------|--------------|--------------|--------------|--------------|--------------|-------------|-------------|-------------|-------------|-----------|----------------|--------|
| 3rd    | 8       | <b>With Ice (0)</b>          | <b>2000m</b> | <b>1800m</b> | <b>1600m</b> | <b>1400m</b> | <b>1200m</b> | <b>1000m</b> | <b>800m</b> | <b>600m</b> | <b>400m</b> | <b>200m</b> | <b>WP</b> | <b>Average</b> |        |
|        |         | Position in running (margin) | 7(11.2)      | 7(16.9)      | 7(17.1)      | 7(15.6)      | 7(13.9)      | 7(12.6)      | 7(11.6)     | 7(9.3)      | 7(6.9)      | 7(6.3)      | 4(5.0)    |                | 5.00   |
|        |         | Sectional time (s)           | 15.37        | 14.48        | 14.91        | 15.32        | 15.48        | 15.57        | 15.10       | 14.22       | 14.40       | 14.70       | 14.85     |                |        |
|        |         | Cumulative time (s)          | 164.40       | 149.03       | 134.55       | 119.64       | 104.32       | 88.84        | 73.27       | 58.17       | 43.95       | 29.55       | 14.85     | 3:17.57        |        |
|        |         | Speed (m/s)                  | 13.01        | 13.81        | 13.41        | 13.05        | 12.92        | 12.85        | 13.25       | 14.06       | 13.89       | 13.61       | 13.47     | 13.16          |        |
|        |         | Stride length (m)            | 6.27         | 6.52         | 6.56         | 6.42         | 6.45         | 6.30         | 6.33        | 6.67        | 6.63        | 6.31        | 6.36      | 6.36           |        |
|        |         | Stride duration (s)          | 0.481        | 0.472        | 0.489        | 0.492        | 0.499        | 0.491        | 0.477       | 0.474       | 0.478       | 0.464       | 0.472     | 0.483          |        |
|        |         | Stride efficiency (%)        | 61.34        | 66.35        | 67.30        | 64.45        | 64.93        | 62.08        | 62.54       | 69.42       | 68.71       | 62.19       | 63.24     | 63.23          |        |
|        |         | Stride count                 | 31.92        | 30.69        | 30.48        | 31.14        | 31.03        | 31.73        | 31.61       | 30.01       | 30.16       | 31.70       | 31.44     | 408.75         |        |



Note: Horizontal distance axis grid lines are 200m furlongs.

#### Disclaimer.

HRNZ and NZMTC and Thoroughbred Ratings Pty Ltd accepts no responsibility for the completeness or accuracy of any of the information contained herein, and makes no representations about its suitability for any particular purpose. Users should make their own judgements about those matters and/or seek independent advice. You assume all risks associated with use of the data provided on this page.



# Race Results



June 24, 2022, Race 10, PAUL RENWICK JOINERY HANDICAP TROT, Distance 2600m, Addington - Survey 3200m

| Result | TAB no. | Horse (Barrier)              | 2600 to      | 2400m to     |
|--------|---------|------------------------------|--------------|--------------|
| 4th    | 2       | <b>My Moment's No... (4)</b> | <b>2400m</b> | <b>2200m</b> |
|        |         | Position in running (margin) | -            | 3(3.5)       |
|        |         | Sectional time (s)           | 16.94        | 15.16        |
|        |         | Cumulative time (s)          | 197.77       | 180.83       |
|        |         | Speed (m/s)                  | 11.81        | 13.19        |
|        |         | Stride length (m)            | 5.74         | 6.44         |
|        |         | Stride duration (s)          | 0.484        | 0.488        |
|        |         | Stride efficiency (%)        | 51.49        | 64.80        |
|        |         | Stride count                 | 34.84        | 31.06        |

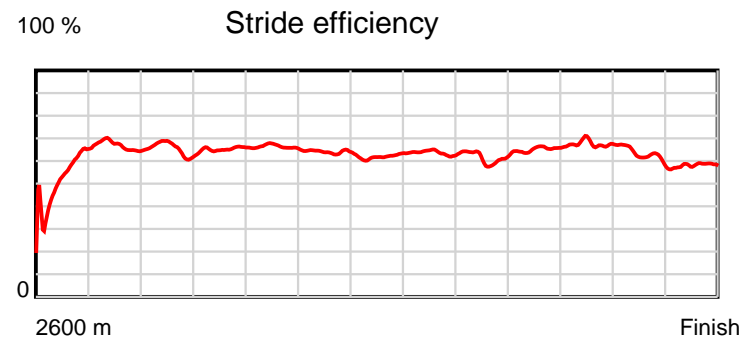
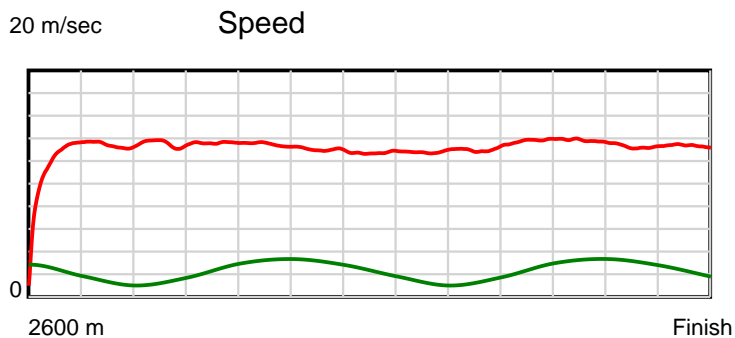
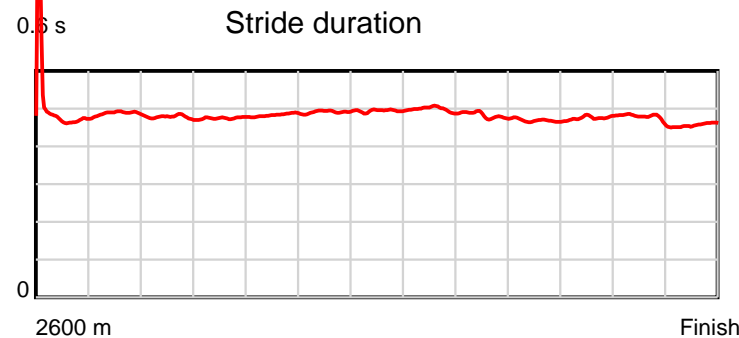
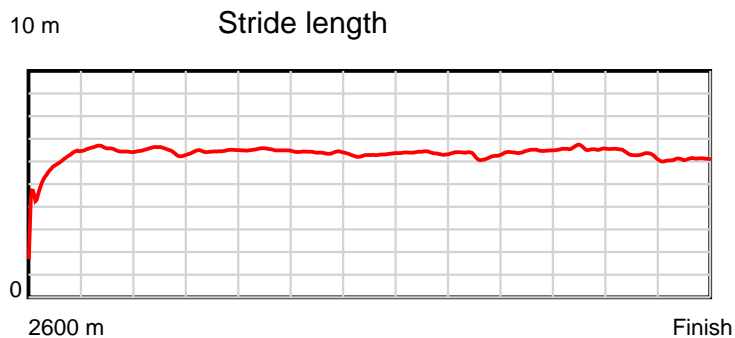
#### Disclaimer.

HRNZ and NZMTC and Thoroughbred Ratings Pty Ltd accepts no responsibility for the completeness or accuracy of any of the information contained herein, and makes no representations about its suitability for any particular purpose. Users should make their own judgements about those matters and/or seek independent advice. You assume all risks associated with use of the data provided on this page.

# Race Results

June 24, 2022, Race 10, PAUL RENWICK JOINERY HANDICAP TROT, Distance 2600m, Addington - Survey 3200m

| Result | TAB no. | Horse (Barrier)              | 2200m to | 2000m to | 1800m to | 1600m to | 1400m to | 1200m to | 1000m to | 800m to | 600m to | 400m to | 200m to | Total or | Margin |
|--------|---------|------------------------------|----------|----------|----------|----------|----------|----------|----------|---------|---------|---------|---------|----------|--------|
| 4th    | 2       | My Moment's No... (4)        | 2000m    | 1800m    | 1600m    | 1400m    | 1200m    | 1000m    | 800m     | 600m    | 400m    | 200m    | WP      | Average  |        |
|        |         | Position in running (margin) | 4(4.7)   | 4(7.4)   | 4(9.3)   | 4(8.5)   | 4(7.3)   | 4(6.8)   | 4(6.2)   | 5(6.0)  | 6(5.5)  | 6(6.2)  | 7(6.5)  |          | 6.20   |
|        |         | Sectional time (s)           | 14.87    | 14.77    | 15.03    | 15.39    | 15.62    | 15.64    | 15.44    | 14.54   | 14.61   | 14.98   | 14.78   |          |        |
|        |         | Cumulative time (s)          | 165.67   | 150.80   | 136.03   | 121.00   | 105.61   | 89.99    | 74.35    | 58.91   | 44.37   | 29.76   | 14.78   | 3:17.77  |        |
|        |         | Speed (m/s)                  | 13.45    | 13.54    | 13.31    | 13.00    | 12.80    | 12.79    | 12.95    | 13.76   | 13.69   | 13.35   | 13.53   | 13.15    |        |
|        |         | Stride length (m)            | 6.42     | 6.43     | 6.43     | 6.39     | 6.33     | 6.37     | 6.24     | 6.44    | 6.52    | 6.36    | 6.18    | 6.32     |        |
|        |         | Stride duration (s)          | 0.477    | 0.475    | 0.484    | 0.491    | 0.494    | 0.498    | 0.482    | 0.468   | 0.476   | 0.476   | 0.457   | 0.481    |        |
|        |         | Stride efficiency (%)        | 64.45    | 64.63    | 64.69    | 63.76    | 62.58    | 63.32    | 60.87    | 64.80   | 66.42   | 63.16   | 59.70   | 62.49    |        |
|        |         | Stride count                 | 31.14    | 31.10    | 31.08    | 31.31    | 31.60    | 31.42    | 32.05    | 31.06   | 30.68   | 31.46   | 32.36   | 411.16   |        |



Note: Horizontal distance axis grid lines are 200m furlongs.

#### Disclaimer.

HRNZ and NZMTC and Thoroughbred Ratings Pty Ltd accepts no responsibility for the completeness or accuracy of any of the information contained herein, and makes no representations about its suitability for any particular purpose. Users should make their own judgements about those matters and/or seek independent advice. You assume all risks associated with use of the data provided on this page.



# Race Results



June 24, 2022, Race 10, PAUL RENWICK JOINERY HANDICAP TROT, Distance 2600m, Addington - Survey 3200m

| Result | TAB no. | Horse (Barrier)              | 2600 to      | 2400m to     |
|--------|---------|------------------------------|--------------|--------------|
| 5th    | 9       | <b>Tweedledee (2)</b>        | <b>2400m</b> | <b>2200m</b> |
|        |         | Position in running (margin) | -            | 9(9.6)       |
|        |         | Sectional time (s)           | 17.93        | 14.84        |
|        |         | Cumulative time (s)          | 198.13       | 180.20       |
|        |         | Speed (m/s)                  | 11.15        | 13.48        |
|        |         | Stride length (m)            | 5.69         | 6.27         |
|        |         | Stride duration (s)          | 0.455        | 0.465        |
|        |         | Stride efficiency (%)        | 50.66        | 61.48        |
|        |         | Stride count                 | 35.13        | 31.88        |

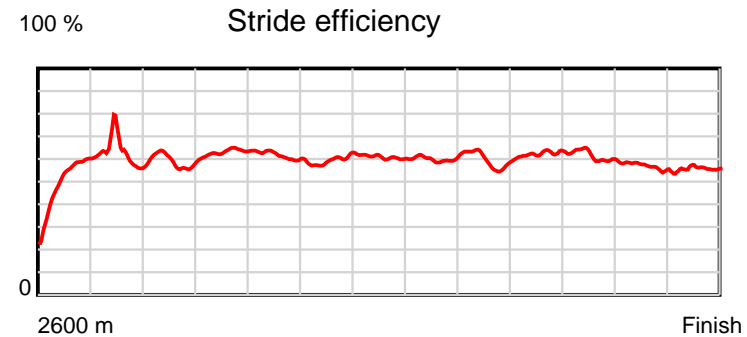
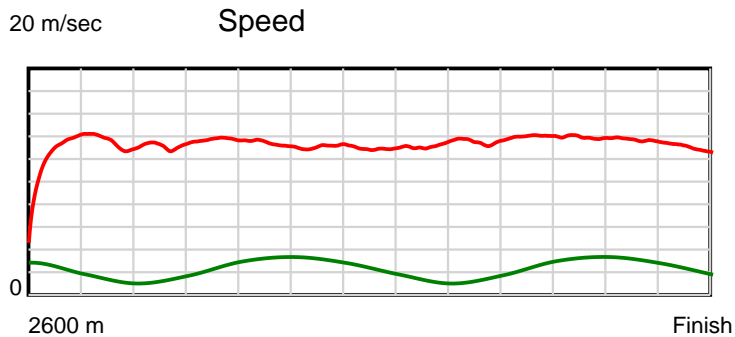
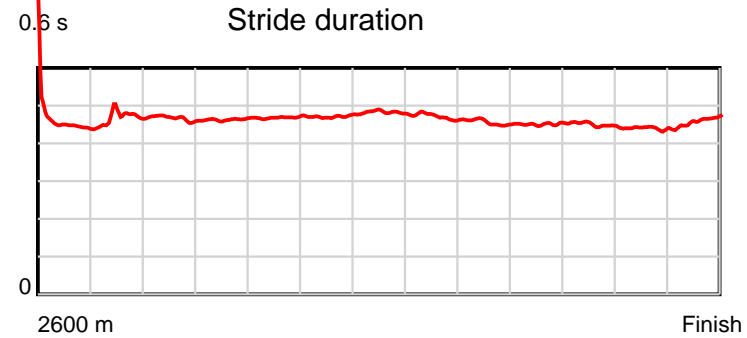
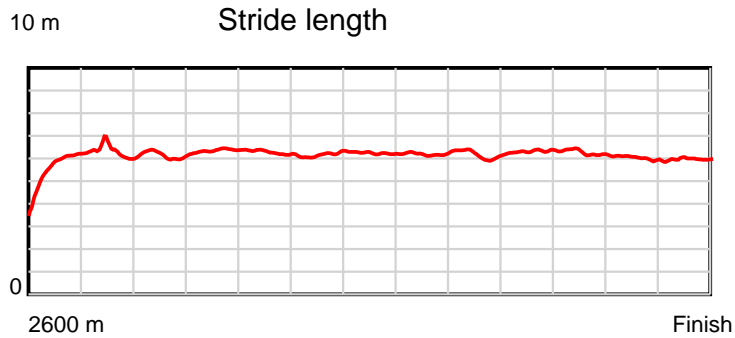
#### Disclaimer.

HRNZ and NZMTC and Thoroughbred Ratings Pty Ltd accepts no responsibility for the completeness or accuracy of any of the information contained herein, and makes no representations about its suitability for any particular purpose. Users should make their own judgements about those matters and/or seek independent advice. You assume all risks associated with use of the data provided on this page.

# Race Results

June 24, 2022, Race 10, PAUL RENWICK JOINERY HANDICAP TROT, Distance 2600m, Addington - Survey 3200m

| Result | TAB no. | Horse (Barrier)              | 2200m to     | 2000m to     | 1800m to     | 1600m to     | 1400m to     | 1200m to     | 1000m to    | 800m to     | 600m to     | 400m to     | 200m to   | Total or       | Margin |
|--------|---------|------------------------------|--------------|--------------|--------------|--------------|--------------|--------------|-------------|-------------|-------------|-------------|-----------|----------------|--------|
| 5th    | 9       | <b>Tweedledee (2)</b>        | <b>2000m</b> | <b>1800m</b> | <b>1600m</b> | <b>1400m</b> | <b>1200m</b> | <b>1000m</b> | <b>800m</b> | <b>600m</b> | <b>400m</b> | <b>200m</b> | <b>WP</b> | <b>Average</b> |        |
|        |         | Position in running (margin) | 6(8.9)       | 6(14.5)      | 6(15.0)      | 6(14.4)      | 6(12.0)      | 6(11.2)      | 6(9.3)      | 6(6.6)      | 5(4.4)      | 5(5.0)      | 6(5.2)    |                | 8.30   |
|        |         | Sectional time (s)           | 15.34        | 14.54        | 15.06        | 15.19        | 15.58        | 15.42        | 15.03       | 14.24       | 14.61       | 14.95       | 15.40     |                |        |
|        |         | Cumulative time (s)          | 165.36       | 150.02       | 135.48       | 120.42       | 105.23       | 89.65        | 74.23       | 59.20       | 44.96       | 30.35       | 15.40     | 3:18.13        |        |
|        |         | Speed (m/s)                  | 13.04        | 13.76        | 13.28        | 13.17        | 12.84        | 12.97        | 13.31       | 14.04       | 13.69       | 13.38       | 12.99     | 13.12          |        |
|        |         | Stride length (m)            | 6.09         | 6.37         | 6.22         | 6.20         | 6.19         | 6.11         | 6.06        | 6.33        | 6.16        | 5.88        | 5.98      | 6.11           |        |
|        |         | Stride duration (s)          | 0.467        | 0.463        | 0.468        | 0.471        | 0.482        | 0.471        | 0.455       | 0.451       | 0.450       | 0.439       | 0.461     | 0.466          |        |
|        |         | Stride efficiency (%)        | 57.86        | 63.37        | 60.46        | 60.00        | 59.91        | 58.28        | 57.33       | 62.59       | 59.26       | 53.97       | 55.89     | 58.39          |        |
|        |         | Stride count                 | 32.87        | 31.41        | 32.15        | 32.28        | 32.30        | 32.75        | 33.02       | 31.60       | 32.48       | 34.03       | 33.44     | 425.34         |        |



Note: Horizontal distance axis grid lines are 200m furlongs.

#### Disclaimer.

HRNZ and NZMTC and Thoroughbred Ratings Pty Ltd accepts no responsibility for the completeness or accuracy of any of the information contained herein, and makes no representations about its suitability for any particular purpose. Users should make their own judgements about those matters and/or seek independent advice. You assume all risks associated with use of the data provided on this page.



# Race Results



June 24, 2022, Race 10, PAUL RENWICK JOINERY HANDICAP TROT, Distance 2600m, Addington - Survey 3200m

| Result | TAB no. | Horse (Barrier)              | 2600 to | 2400m to |
|--------|---------|------------------------------|---------|----------|
| 6th    | 7       | Miss Crazyed (1)             | 2400m   | 2200m    |
|        |         | Position in running (margin) | -       | 4(4.6)   |
|        |         | Sectional time (s)           | 17.12   | 15.35    |
|        |         | Cumulative time (s)          | 198.33  | 181.21   |
|        |         | Speed (m/s)                  | 11.68   | 13.03    |
|        |         | Stride length (m)            | 5.96    | 6.57     |
|        |         | Stride duration (s)          | 0.492   | 0.504    |
|        |         | Stride efficiency (%)        | 55.54   | 67.50    |
|        |         | Stride count                 | 33.55   | 30.43    |

#### Disclaimer.

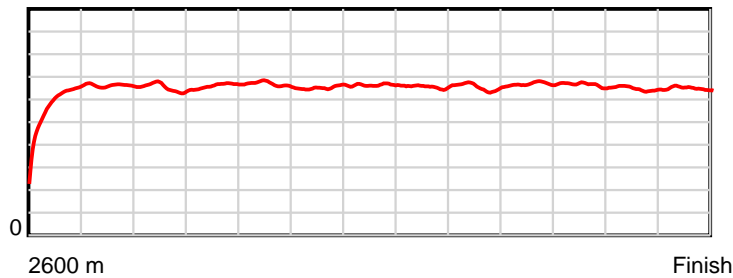
HRNZ and NZMTC and Thoroughbred Ratings Pty Ltd accepts no responsibility for the completeness or accuracy of any of the information contained herein, and makes no representations about its suitability for any particular purpose. Users should make their own judgements about those matters and/or seek independent advice. You assume all risks associated with use of the data provided on this page.

# Race Results

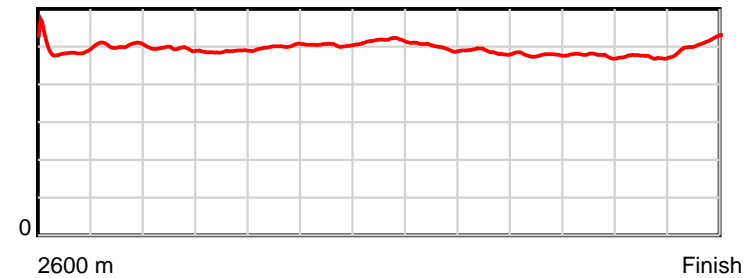
June 24, 2022, Race 10, PAUL RENWICK JOINERY HANDICAP TROT, Distance 2600m, Addington - Survey 3200m

| Result | TAB no. | Horse (Barrier)              | 2200m to | 2000m to | 1800m to | 1600m to | 1400m to | 1200m to | 1000m to | 800m to | 600m to | 400m to | 200m to | Total or | Margin |
|--------|---------|------------------------------|----------|----------|----------|----------|----------|----------|----------|---------|---------|---------|---------|----------|--------|
| 6th    | 7       | Miss Crazed (1)              | 2000m    | 1800m    | 1600m    | 1400m    | 1200m    | 1000m    | 800m     | 600m    | 400m    | 200m    | WP      | Average  |        |
|        |         | Position in running (margin) | 5(6.9)   | 5(10.9)  | 5(12.2)  | 5(10.8)  | 5(9.5)   | 5(8.8)   | 5(7.4)   | 4(4.9)  | 3(2.7)  | 3(2.8)  | 3(3.0)  |          | 9.40   |
|        |         | Sectional time (s)           | 15.07    | 14.67    | 14.93    | 15.38    | 15.58    | 15.52    | 15.05    | 14.26   | 14.53   | 14.95   | 15.92   |          |        |
|        |         | Cumulative time (s)          | 165.86   | 150.79   | 136.12   | 121.19   | 105.81   | 90.23    | 74.71    | 59.66   | 45.40   | 30.87   | 15.92   | 3:18.33  |        |
|        |         | Speed (m/s)                  | 13.27    | 13.63    | 13.40    | 13.00    | 12.84    | 12.89    | 13.29    | 14.03   | 13.76   | 13.38   | 12.56   | 13.11    |        |
|        |         | Stride length (m)            | 6.56     | 6.64     | 6.71     | 6.56     | 6.62     | 6.43     | 6.47     | 6.71    | 6.56    | 6.33    | 6.42    | 6.50     |        |
|        |         | Stride duration (s)          | 0.495    | 0.487    | 0.500    | 0.504    | 0.516    | 0.499    | 0.486    | 0.478   | 0.477   | 0.473   | 0.511   | 0.496    |        |
|        |         | Stride efficiency (%)        | 67.29    | 68.81    | 70.26    | 67.18    | 68.55    | 64.67    | 65.32    | 70.30   | 67.26   | 62.55   | 64.32   | 65.94    |        |
|        |         | Stride count                 | 30.48    | 30.14    | 29.83    | 30.50    | 30.20    | 31.09    | 30.93    | 29.82   | 30.49   | 31.61   | 31.17   | 400.24   |        |

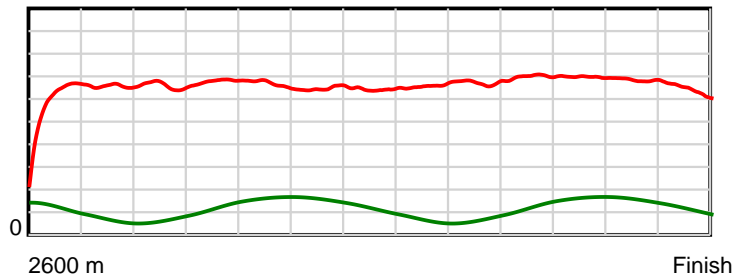
10 m Stride length



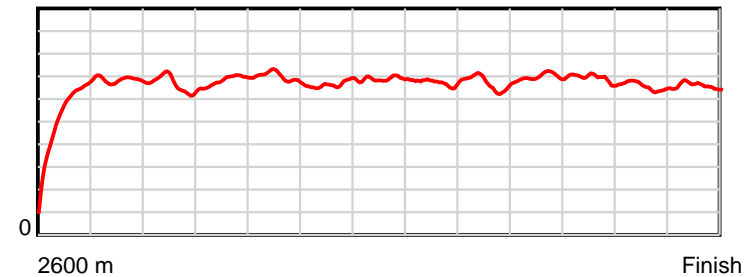
0.6 s Stride duration



20 m/sec Speed



100 % Stride efficiency



Note: Horizontal distance axis grid lines are 200m furlongs.

**Disclaimer.**

HRNZ and NZMTC and Thoroughbred Ratings Pty Ltd accepts no responsibility for the completeness or accuracy of any of the information contained herein, and makes no representations about its suitability for any particular purpose. Users should make their own judgements about those matters and/or seek independent advice. You assume all risks associated with use of the data provided on this page.



# Race Results



June 24, 2022, Race 10, PAUL RENWICK JOINERY HANDICAP TROT, Distance 2600m, Addington - Survey 3200m

| Result | TAB no. | Horse (Barrier)              | 2600 to      | 2400m to     |
|--------|---------|------------------------------|--------------|--------------|
| 7th    | 1       | <b>Cochy Malc (3)</b>        | <b>2400m</b> | <b>2200m</b> |
|        |         | Position in running (margin) | -            | 2(1.5)       |
|        |         | Sectional time (s)           | 16.79        | 15.12        |
|        |         | Cumulative time (s)          | 198.59       | 181.80       |
|        |         | Speed (m/s)                  | 11.91        | 13.23        |
|        |         | Stride length (m)            | 5.70         | 6.24         |
|        |         | Stride duration (s)          | 0.471        | 0.471        |
|        |         | Stride efficiency (%)        | 50.80        | 60.78        |
|        |         | Stride count                 | 35.08        | 32.07        |

#### Disclaimer.

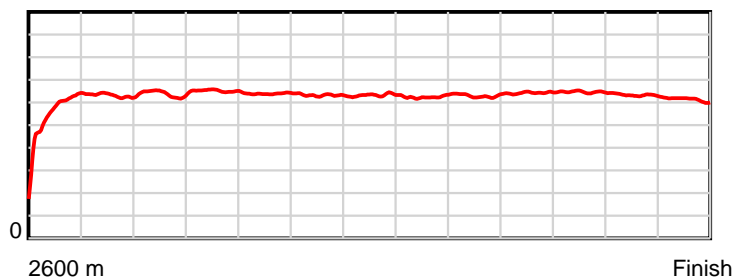
HRNZ and NZMTC and Thoroughbred Ratings Pty Ltd accepts no responsibility for the completeness or accuracy of any of the information contained herein, and makes no representations about its suitability for any particular purpose. Users should make their own judgements about those matters and/or seek independent advice. You assume all risks associated with use of the data provided on this page.

# Race Results

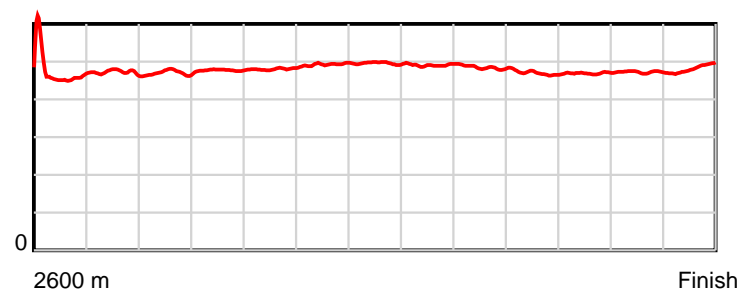
June 24, 2022, Race 10, PAUL RENWICK JOINERY HANDICAP TROT, Distance 2600m, Addington - Survey 3200m

| Result | TAB no. | Horse (Barrier)              | 2200m to     | 2000m to     | 1800m to     | 1600m to     | 1400m to     | 1200m to     | 1000m to    | 800m to     | 600m to     | 400m to     | 200m to   | Total or       | Margin |
|--------|---------|------------------------------|--------------|--------------|--------------|--------------|--------------|--------------|-------------|-------------|-------------|-------------|-----------|----------------|--------|
| 7th    | 1       | <b>Cochy Malc (3)</b>        | <b>2000m</b> | <b>1800m</b> | <b>1600m</b> | <b>1400m</b> | <b>1200m</b> | <b>1000m</b> | <b>800m</b> | <b>600m</b> | <b>400m</b> | <b>200m</b> | <b>WP</b> | <b>Average</b> |        |
|        |         | Position in running (margin) | 3(2.5)       | 3(4.2)       | 3(5.1)       | 3(4.5)       | 3(4.7)       | 3(4.3)       | 3(3.9)      | 3(3.5)      | 4(3.3)      | 4(4.1)      | 5(5.1)    |                | 11.00  |
|        |         | Sectional time (s)           | 14.69        | 14.61        | 15.07        | 15.61        | 15.63        | 15.69        | 15.40       | 14.58       | 14.64       | 15.09       | 15.67     |                |        |
|        |         | Cumulative time (s)          | 166.68       | 151.99       | 137.38       | 122.31       | 106.70       | 91.07        | 75.38       | 59.98       | 45.40       | 30.76       | 15.67     | 3:18.59        |        |
|        |         | Speed (m/s)                  | 13.61        | 13.69        | 13.27        | 12.81        | 12.80        | 12.75        | 12.99       | 13.72       | 13.66       | 13.25       | 12.76     | 13.09          |        |
|        |         | Stride length (m)            | 6.40         | 6.53         | 6.38         | 6.30         | 6.34         | 6.25         | 6.29        | 6.44        | 6.41        | 6.26        | 6.17      | 6.28           |        |
|        |         | Stride duration (s)          | 0.471        | 0.477        | 0.481        | 0.492        | 0.496        | 0.490        | 0.484       | 0.469       | 0.469       | 0.472       | 0.483     | 0.480          |        |
|        |         | Stride efficiency (%)        | 64.08        | 66.66        | 63.56        | 62.12        | 62.83        | 61.08        | 61.85       | 64.80       | 64.18       | 61.24       | 59.41     | 61.61          |        |
|        |         | Stride count                 | 31.23        | 30.62        | 31.36        | 31.72        | 31.54        | 31.99        | 31.79       | 31.06       | 31.21       | 31.95       | 32.44     | 414.06         |        |

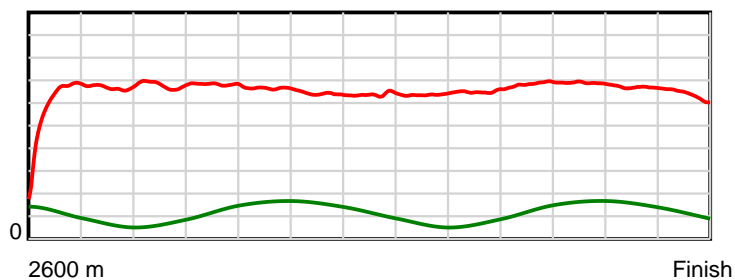
10 m Stride length



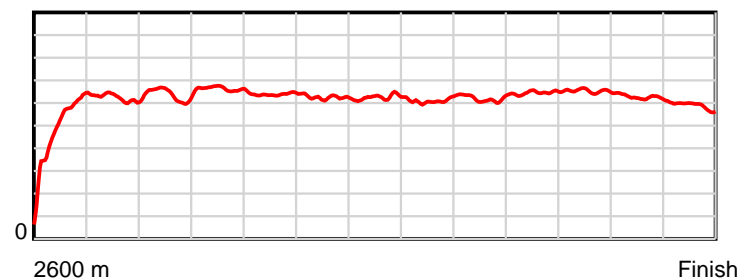
0.6 s Stride duration



20 m/sec Speed



100 % Stride efficiency



Note: Horizontal distance axis grid lines are 200m furlongs.

## Disclaimer.

HRNZ and NZMTC and Thoroughbred Ratings Pty Ltd accepts no responsibility for the completeness or accuracy of any of the information contained herein, and makes no representations about its suitability for any particular purpose. Users should make their own judgements about those matters and/or seek independent advice. You assume all risks associated with use of the data provided on this page.



# Race Results



June 24, 2022, Race 10, PAUL RENWICK JOINERY HANDICAP TROT, Distance 2600m, Addington - Survey 3200m

| Result | TAB no. | Horse (Barrier)              | 2600 to | 2400m to |
|--------|---------|------------------------------|---------|----------|
| 8th    | 3       | Springbank Mas... (5)        | 2400m   | 2200m    |
|        |         | Position in running (margin) | -       | 8(9.0)   |
|        |         | Sectional time (s)           | 17.77   | 15.72    |
|        |         | Cumulative time (s)          | 202.69  | 184.92   |
|        |         | Speed (m/s)                  | 11.25   | 12.72    |
|        |         | Stride length (m)            | 4.86    | 5.47     |
|        |         | Stride duration (s)          | 0.422   | 0.430    |
|        |         | Stride efficiency (%)        | 36.95   | 46.72    |
|        |         | Stride count                 | 41.13   | 36.58    |

## Disclaimer.

HRNZ and NZMTC and Thoroughbred Ratings Pty Ltd accepts no responsibility for the completeness or accuracy of any of the information contained herein, and makes no representations about its suitability for any particular purpose. Users should make their own judgements about those matters and/or seek independent advice. You assume all risks associated with use of the data provided on this page.



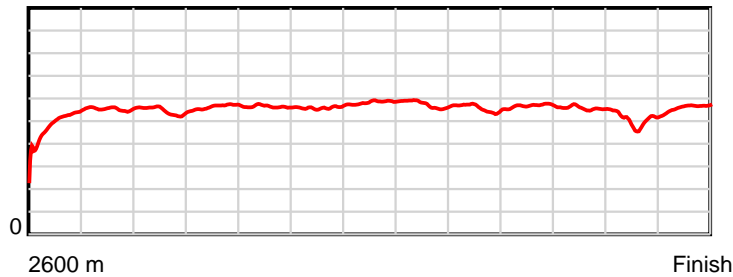
# Race Results



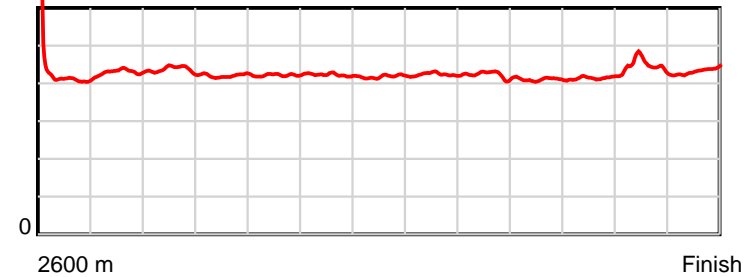
June 24, 2022, Race 10, PAUL RENWICK JOINERY HANDICAP TROT, Distance 2600m, Addington - Survey 3200m

| Result | TAB no. | Horse (Barrier)              | 2200m to | 2000m to | 1800m to | 1600m to | 1400m to | 1200m to | 1000m to | 800m to | 600m to | 400m to | 200m to | Total or | Margin |
|--------|---------|------------------------------|----------|----------|----------|----------|----------|----------|----------|---------|---------|---------|---------|----------|--------|
| 8th    | 3       | Springbank Mas... (5)        | 2000m    | 1800m    | 1600m    | 1400m    | 1200m    | 1000m    | 800m     | 600m    | 400m    | 200m    | WP      | Average  |        |
|        |         | Position in running (margin) | 8(13.6)  | 8(24.1)  | 8(27.3)  | 8(27.5)  | 8(24.8)  | 8(17.0)  | 8(11.8)  | 8(10.9) | 8(10.4) | 8(14.4) | 8(31.8) |          | 35.10  |
|        |         | Sectional time (s)           | 16.17    | 14.99    | 15.19    | 15.15    | 14.40    | 14.89    | 15.31    | 14.54   | 15.17   | 17.82   | 15.57   |          |        |
|        |         | Cumulative time (s)          | 169.20   | 153.03   | 138.04   | 122.85   | 107.70   | 93.30    | 78.41    | 63.10   | 48.56   | 33.39   | 15.57   | 3:22.69  |        |
|        |         | Speed (m/s)                  | 12.37    | 13.34    | 13.17    | 13.20    | 13.89    | 13.43    | 13.06    | 13.76   | 13.18   | 11.22   | 12.85   | 12.83    |        |
|        |         | Stride length (m)            | 5.40     | 5.61     | 5.55     | 5.58     | 5.80     | 5.69     | 5.52     | 5.65    | 5.47    | 5.01    | 5.58    | 5.46     |        |
|        |         | Stride duration (s)          | 0.437    | 0.421    | 0.422    | 0.422    | 0.418    | 0.424    | 0.422    | 0.410   | 0.415   | 0.446   | 0.435   | 0.426    |        |
|        |         | Stride efficiency (%)        | 45.64    | 49.22    | 48.14    | 48.62    | 52.65    | 50.55    | 47.60    | 49.81   | 46.70   | 39.19   | 48.70   | 46.65    |        |
|        |         | Stride count                 | 37.01    | 35.64    | 36.03    | 35.85    | 34.45    | 35.17    | 36.24    | 35.42   | 36.59   | 39.94   | 35.83   | 475.88   |        |

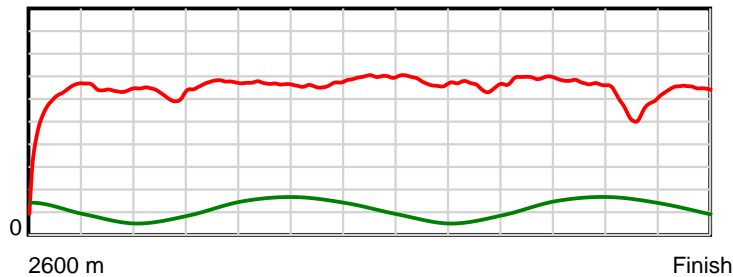
10 m Stride length



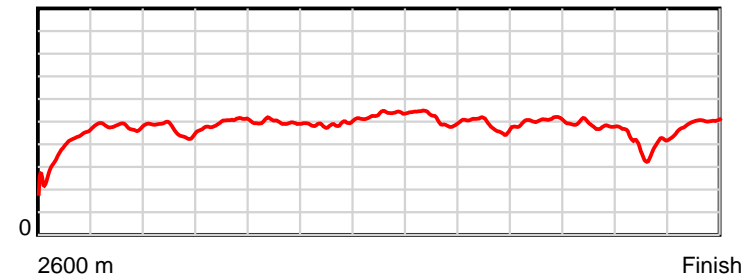
0.6 s Stride duration



20 m/sec Speed



100 % Stride efficiency



Note: Horizontal distance axis grid lines are 200m furlongs.

## Disclaimer.

HRNZ and NZMTC and Thoroughbred Ratings Pty Ltd accepts no responsibility for the completeness or accuracy of any of the information contained herein, and makes no representations about its suitability for any particular purpose. Users should make their own judgements about those matters and/or seek independent advice. You assume all risks associated with use of the data provided on this page.



# Race Results



June 24, 2022, Race 10, PAUL RENWICK JOINERY HANDICAP TROT, Distance 2600m, Addington - Survey 3200m

| Result | TAB no. | Horse (Barrier)              | 2600 to      | 2400m to     |
|--------|---------|------------------------------|--------------|--------------|
| 9th    | 5       | <b>Only One Way (7)</b>      | <b>2400m</b> | <b>2200m</b> |
|        |         | Position in running (margin) | -            | 6(6.1)       |
|        |         | Sectional time (s)           | 17.23        | 17.51        |
|        |         | Cumulative time (s)          | 204.18       | 186.95       |
|        |         | Speed (m/s)                  | 11.61        | 11.42        |
|        |         | Stride length (m)            | 5.44         | 5.24         |
|        |         | Stride duration (s)          | 0.470        | 0.459        |
|        |         | Stride efficiency (%)        | 46.33        | 42.93        |
|        |         | Stride count                 | 36.73        | 38.16        |

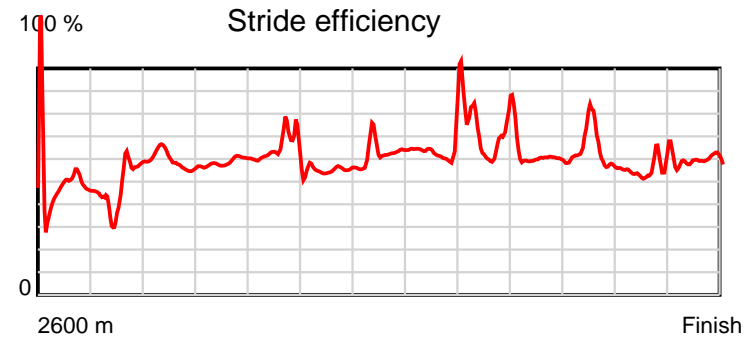
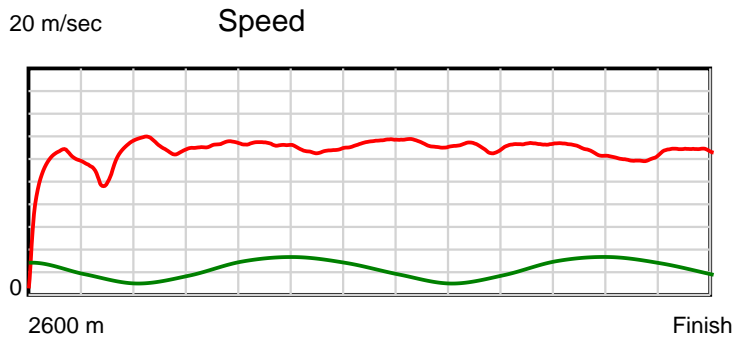
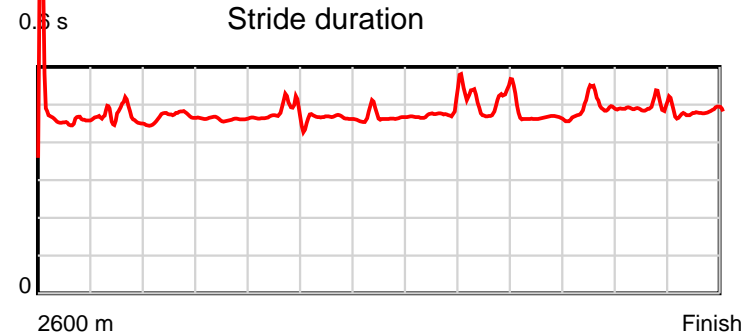
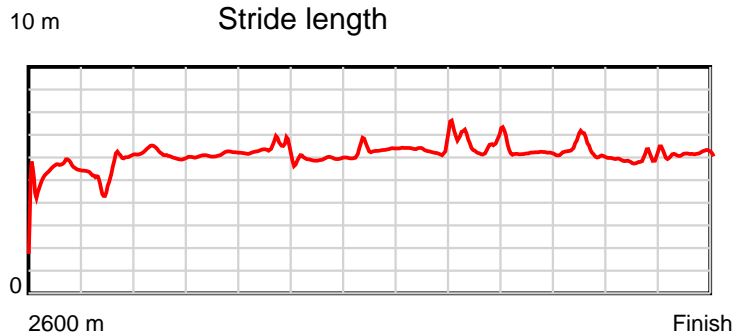
#### Disclaimer.

HRNZ and NZMTC and Thoroughbred Ratings Pty Ltd accepts no responsibility for the completeness or accuracy of any of the information contained herein, and makes no representations about its suitability for any particular purpose. Users should make their own judgements about those matters and/or seek independent advice. You assume all risks associated with use of the data provided on this page.

# Race Results

June 24, 2022, Race 10, PAUL RENWICK JOINERY HANDICAP TROT, Distance 2600m, Addington - Survey 3200m

| Result | TAB no. | Horse (Barrier)              | 2200m to     | 2000m to     | 1800m to     | 1600m to     | 1400m to     | 1200m to     | 1000m to    | 800m to     | 600m to     | 400m to     | 200m to   | Total or       | Margin |
|--------|---------|------------------------------|--------------|--------------|--------------|--------------|--------------|--------------|-------------|-------------|-------------|-------------|-----------|----------------|--------|
| 9th    | 5       | <b>Only One Way (7)</b>      | <b>2000m</b> | <b>1800m</b> | <b>1600m</b> | <b>1400m</b> | <b>1200m</b> | <b>1000m</b> | <b>800m</b> | <b>600m</b> | <b>400m</b> | <b>200m</b> | <b>WP</b> | <b>Average</b> |        |
|        |         | Position in running (margin) | 9(21.5)      | 9(26.8)      | 9(29.8)      | 9(29.6)      | 9(29.2)      | 9(23.1)      | 9(19.3)     | 9(19.0)     | 9(21.5)     | 9(29.5)     | 9(39.5)   |                | 43.90  |
|        |         | Sectional time (s)           | 15.31        | 14.95        | 15.12        | 15.52        | 14.69        | 15.12        | 15.40       | 15.05       | 15.82       | 16.59       | 15.87     |                |        |
|        |         | Cumulative time (s)          | 169.44       | 154.13       | 139.18       | 124.06       | 108.54       | 93.85        | 78.73       | 63.33       | 48.28       | 32.46       | 15.87     | 3:24.18        |        |
|        |         | Speed (m/s)                  | 13.06        | 13.38        | 13.23        | 12.89        | 13.61        | 13.23        | 12.99       | 13.29       | 12.64       | 12.06       | 12.60     | 12.73          |        |
|        |         | Stride length (m)            | 6.13         | 6.18         | 6.19         | 6.02         | 6.35         | 6.31         | 6.39        | 6.14        | 6.21        | 5.92        | 6.00      | 6.02           |        |
|        |         | Stride duration (s)          | 0.469        | 0.462        | 0.468        | 0.467        | 0.466        | 0.477        | 0.492       | 0.462       | 0.491       | 0.491       | 0.476     | 0.473          |        |
|        |         | Stride efficiency (%)        | 58.73        | 59.68        | 59.91        | 56.69        | 62.97        | 62.15        | 63.86       | 58.88       | 60.24       | 54.70       | 56.20     | 56.65          |        |
|        |         | Stride count                 | 32.62        | 32.36        | 32.30        | 33.21        | 31.51        | 31.71        | 31.29       | 32.58       | 32.21       | 33.80       | 33.35     | 431.83         |        |



Note: Horizontal distance axis grid lines are 200m furlongs.

**Disclaimer.**

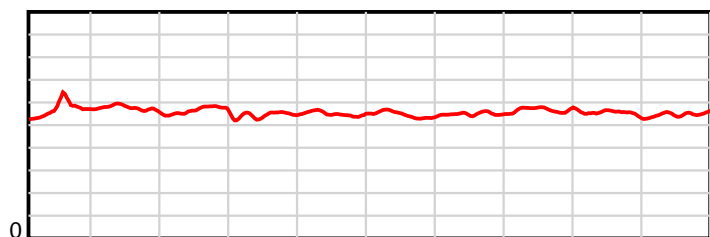
HRNZ and NZMTC and Thoroughbred Ratings Pty Ltd accepts no responsibility for the completeness or accuracy of any of the information contained herein, and makes no representations about its suitability for any particular purpose. Users should make their own judgements about those matters and/or seek independent advice. You assume all risks associated with use of the data provided on this page.

# Race Results

June 24, 2022, Race 11, ALABAR MOBILE PACE, Distance 1980m, Addington - Survey 1980m

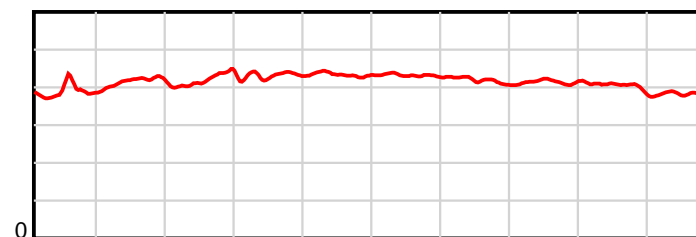
| Result | TAB no. | Horse (Barrier)              | 1980 to      | 1800m to     | 1600m to     | 1400m to     | 1200m to     | 1000m to    | 800m to     | 600m to     | 400m to     | 200m to   | Total or       | Margin |
|--------|---------|------------------------------|--------------|--------------|--------------|--------------|--------------|-------------|-------------|-------------|-------------|-----------|----------------|--------|
| 1st    | 4       | <b>Victor Bravo (4)</b>      | <b>1800m</b> | <b>1600m</b> | <b>1400m</b> | <b>1200m</b> | <b>1000m</b> | <b>800m</b> | <b>600m</b> | <b>400m</b> | <b>200m</b> | <b>WP</b> | <b>Average</b> |        |
|        |         | Position in running (margin) | -            | 4(0.6)       | 2(2.9)       | 1(0.0)       | 1(0.0)       | 1(0.0)      | 1(0.0)      | 1(0.0)      | 1(0.0)      | 1(0.0)    |                | 0.00   |
|        |         | Sectional time (s)           | 12.31        | 14.89        | 15.11        | 15.93        | 16.05        | 15.97       | 15.29       | 14.78       | 14.48       | 14.04     |                |        |
|        |         | Cumulative time (s)          | 148.85       | 136.54       | 121.65       | 106.54       | 90.61        | 74.56       | 58.59       | 43.30       | 28.52       | 14.04     | 2:28.85        |        |
|        |         | Speed (m/s)                  | 14.62        | 13.43        | 13.24        | 12.55        | 12.46        | 12.52       | 13.08       | 13.53       | 13.81       | 14.25     | 13.30          |        |
|        |         | Stride length (m)            | 5.69         | 5.59         | 5.56         | 5.42         | 5.41         | 5.40        | 5.47        | 5.61        | 5.55        | 5.50      | 5.52           |        |
|        |         | Stride duration (s)          | 0.387        | 0.416        | 0.420        | 0.432        | 0.434        | 0.432       | 0.418       | 0.414       | 0.402       | 0.386     | 0.415          |        |
|        |         | Stride efficiency (%)        | 50.53        | 48.77        | 48.22        | 45.94        | 45.67        | 45.65       | 46.74       | 49.12       | 48.06       | 47.24     | 47.53          |        |
|        |         | Stride count                 | 31.65        | 35.80        | 36.00        | 36.89        | 37.00        | 37.00       | 36.57       | 35.67       | 36.06       | 36.38     | 359.02         |        |

10 m Stride length



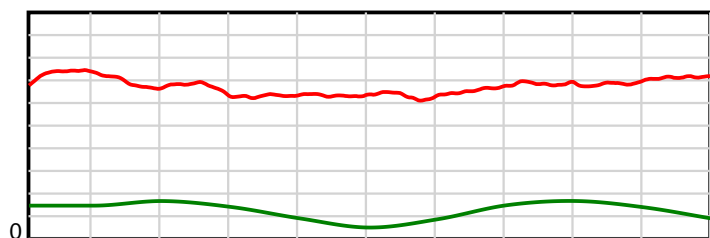
1980 m Finish

0.6 s Stride duration



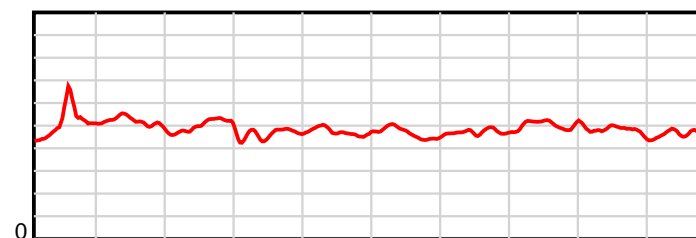
1980 m Finish

20 m/sec Speed



1980 m Finish

100 % Stride efficiency



1980 m Finish

Note: Horizontal distance axis grid lines are 200m furlongs.

## Disclaimer.

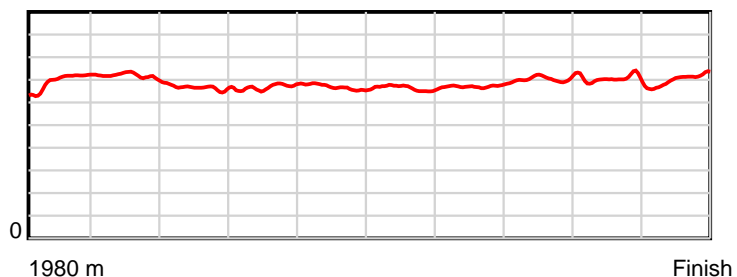
HRNZ and NZMTC and Thoroughbred Ratings Pty Ltd accepts no responsibility for the completeness or accuracy of any of the information contained herein, and makes no representations about its suitability for any particular purpose. Users should make their own judgements about those matters and/or seek independent advice. You assume all risks associated with use of the data provided on this page.

# Race Results

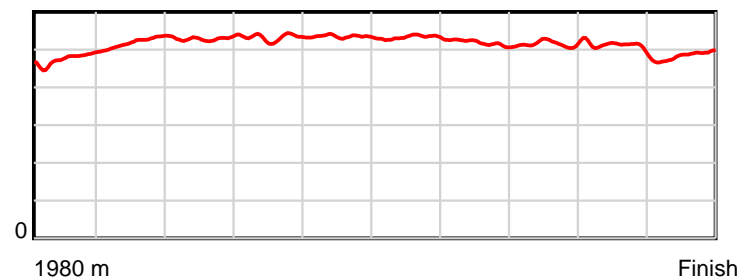
June 24, 2022, Race 11, ALABAR MOBILE PACE, Distance 1980m, Addington - Survey 1980m

| Result | TAB no. | Horse (Barrier)              | 1980 to | 1800m to | 1600m to | 1400m to | 1200m to | 1000m to | 800m to | 600m to | 400m to | 200m to | Total or | Margin |
|--------|---------|------------------------------|---------|----------|----------|----------|----------|----------|---------|---------|---------|---------|----------|--------|
| 2nd    | 3       | King Arthur (3)              | 1800m   | 1600m    | 1400m    | 1200m    | 1000m    | 800m     | 600m    | 400m    | 200m    | WP      | Average  |        |
|        |         | Position in running (margin) | -       | 1(0.0)   | 1(0.0)   | 2(1.8)   | 2(2.0)   | 2(1.6)   | 3(2.1)  | 3(2.0)  | 2(1.2)  | 2(1.8)  |          | 0.40   |
|        |         | Sectional time (s)           | 12.20   | 14.51    | 15.89    | 15.96    | 15.97    | 16.07    | 15.27   | 14.64   | 14.59   | 13.82   |          |        |
|        |         | Cumulative time (s)          | 148.92  | 136.72   | 122.21   | 106.32   | 90.36    | 74.39    | 58.32   | 43.05   | 28.41   | 13.82   | 2:28.92  |        |
|        |         | Speed (m/s)                  | 14.76   | 13.78    | 12.59    | 12.53    | 12.52    | 12.45    | 13.10   | 13.66   | 13.71   | 14.47   | 13.30    |        |
|        |         | Stride length (m)            | 7.09    | 7.18     | 6.66     | 6.67     | 6.69     | 6.63     | 6.77    | 7.07    | 6.95    | 7.02    | 6.86     |        |
|        |         | Stride duration (s)          | 0.476   | 0.521    | 0.529    | 0.532    | 0.534    | 0.533    | 0.517   | 0.517   | 0.507   | 0.485   | 0.516    |        |
|        |         | Stride efficiency (%)        | 78.53   | 80.57    | 69.35    | 69.42    | 69.98    | 68.70    | 71.67   | 78.04   | 75.43   | 77.09   | 73.64    |        |
|        |         | Stride count                 | 25.39   | 27.85    | 30.02    | 30.01    | 29.89    | 30.16    | 29.53   | 28.30   | 28.79   | 28.48   | 288.42   |        |

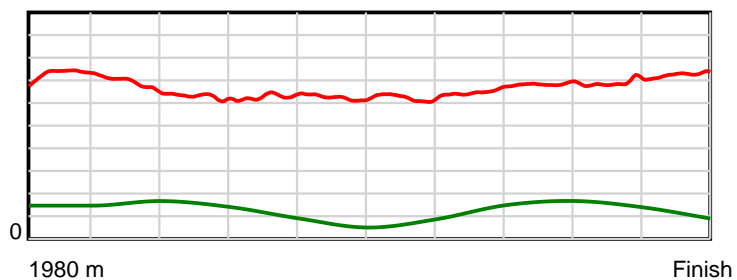
10 m Stride length



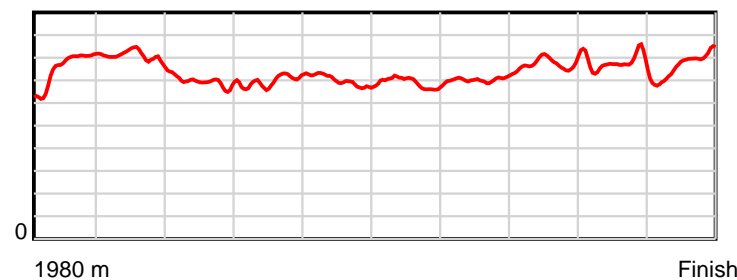
0.6 s Stride duration



20 m/sec Speed



100 % Stride efficiency



Note: Horizontal distance axis grid lines are 200m furlongs.

**Disclaimer.**

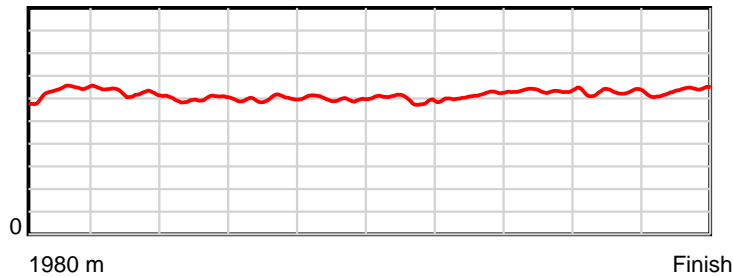
HRNZ and NZMTC and Thoroughbred Ratings Pty Ltd accepts no responsibility for the completeness or accuracy of any of the information contained herein, and makes no representations about its suitability for any particular purpose. Users should make their own judgements about those matters and/or seek independent advice. You assume all risks associated with use of the data provided on this page.

# Race Results

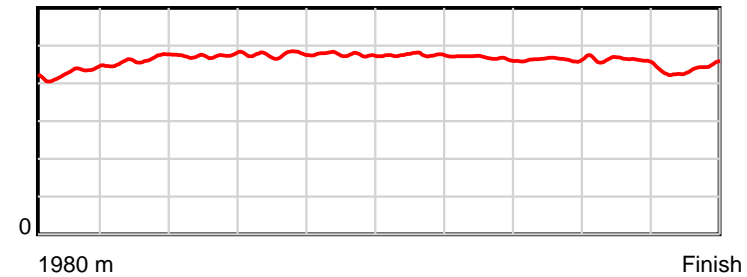
June 24, 2022, Race 11, ALABAR MOBILE PACE, Distance 1980m, Addington - Survey 1980m

| Result | TAB no. | Horse (Barrier)              | 1980 to | 1800m to | 1600m to | 1400m to | 1200m to | 1000m to | 800m to | 600m to | 400m to | 200m to | Total or | Margin |
|--------|---------|------------------------------|---------|----------|----------|----------|----------|----------|---------|---------|---------|---------|----------|--------|
| 3rd    | 1       | The Cobbler (1)              | 1800m   | 1600m    | 1400m    | 1200m    | 1000m    | 800m     | 600m    | 400m    | 200m    | WP      | Average  |        |
|        |         | Position in running (margin) | -       | 2(0.1)   | 3(3.1)   | 3(4.2)   | 4(4.2)   | 5(4.0)   | 5(4.1)  | 6(3.7)  | 5(3.3)  | 6(4.2)  |          | 2.20   |
|        |         | Sectional time (s)           | 12.33   | 15.01    | 15.77    | 15.94    | 16.01    | 15.98    | 15.23   | 14.71   | 14.63   | 13.62   |          |        |
|        |         | Cumulative time (s)          | 149.23  | 136.90   | 121.89   | 106.12   | 90.18    | 74.17    | 58.19   | 42.96   | 28.25   | 13.62   | 2:29.23  |        |
|        |         | Speed (m/s)                  | 14.60   | 13.32    | 12.68    | 12.55    | 12.49    | 12.52    | 13.13   | 13.60   | 13.67   | 14.68   | 13.27    |        |
|        |         | Stride length (m)            | 6.34    | 6.15     | 6.01     | 5.97     | 5.95     | 5.94     | 6.14    | 6.31    | 6.30    | 6.43    | 6.15     |        |
|        |         | Stride duration (s)          | 0.428   | 0.462    | 0.474    | 0.476    | 0.476    | 0.475    | 0.468   | 0.464   | 0.461   | 0.438   | 0.463    |        |
|        |         | Stride efficiency (%)        | 62.73   | 59.15    | 56.35    | 55.71    | 55.35    | 55.23    | 59.00   | 62.15   | 62.12   | 64.53   | 59.06    |        |
|        |         | Stride count                 | 28.41   | 32.51    | 33.31    | 33.50    | 33.60    | 33.64    | 32.55   | 31.71   | 31.72   | 31.12   | 322.07   |        |

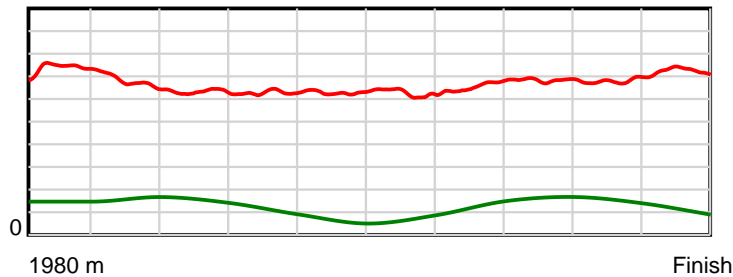
10 m Stride length



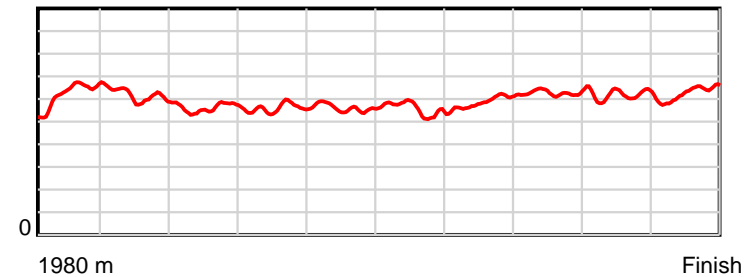
0.6 s Stride duration



20 m/sec Speed



100 % Stride efficiency



Note: Horizontal distance axis grid lines are 200m furlongs.

## Disclaimer.

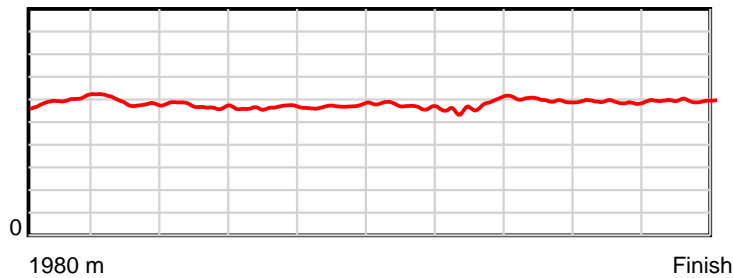
HRNZ and NZMTC and Thoroughbred Ratings Pty Ltd accepts no responsibility for the completeness or accuracy of any of the information contained herein, and makes no representations about its suitability for any particular purpose. Users should make their own judgements about those matters and/or seek independent advice. You assume all risks associated with use of the data provided on this page.

# Race Results

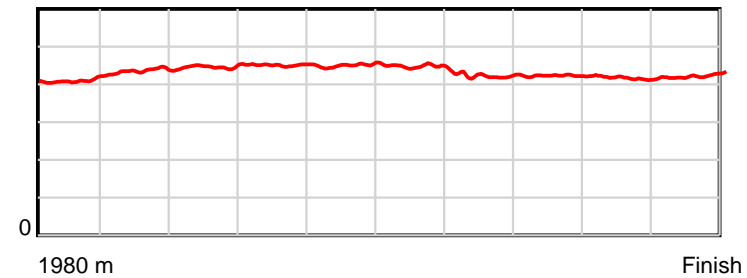
June 24, 2022, Race 11, ALABAR MOBILE PACE, Distance 1980m, Addington - Survey 1980m

| Result | TAB no. | Horse (Barrier)              | 1980 to | 1800m to | 1600m to | 1400m to | 1200m to | 1000m to | 800m to | 600m to | 400m to | 200m to | Total or | Margin |
|--------|---------|------------------------------|---------|----------|----------|----------|----------|----------|---------|---------|---------|---------|----------|--------|
| 4th    | 2       | It's Me (2)                  | 1800m   | 1600m    | 1400m    | 1200m    | 1000m    | 800m     | 600m    | 400m    | 200m    | WP      | Average  |        |
|        |         | Position in running (margin) | -       | 5(1.6)   | 5(4.9)   | 6(5.5)   | 6(6.0)   | 7(6.3)   | 6(6.1)  | 4(3.0)  | 4(2.2)  | 3(2.4)  |          | 3.00   |
|        |         | Sectional time (s)           | 12.38   | 15.07    | 15.68    | 16.01    | 16.10    | 15.94    | 14.76   | 14.65   | 14.52   | 14.25   |          |        |
|        |         | Cumulative time (s)          | 149.36  | 136.98   | 121.91   | 106.23   | 90.22    | 74.12    | 58.18   | 43.42   | 28.77   | 14.25   | 2:29.36  |        |
|        |         | Speed (m/s)                  | 14.54   | 13.27    | 12.76    | 12.49    | 12.42    | 12.55    | 13.55   | 13.65   | 13.77   | 14.04   | 13.26    |        |
|        |         | Stride length (m)            | 5.97    | 5.78     | 5.69     | 5.63     | 5.59     | 5.61     | 5.72    | 5.77    | 5.74    | 5.94    | 5.74     |        |
|        |         | Stride duration (s)          | 0.409   | 0.436    | 0.446    | 0.451    | 0.450    | 0.447    | 0.423   | 0.422   | 0.417   | 0.423   | 0.433    |        |
|        |         | Stride efficiency (%)        | 55.76   | 52.25    | 50.66    | 49.51    | 48.90    | 49.24    | 51.20   | 51.94   | 51.54   | 55.08   | 51.50    |        |
|        |         | Stride count                 | 30.13   | 34.59    | 35.13    | 35.53    | 35.75    | 35.63    | 34.94   | 34.69   | 34.82   | 33.69   | 344.90   |        |

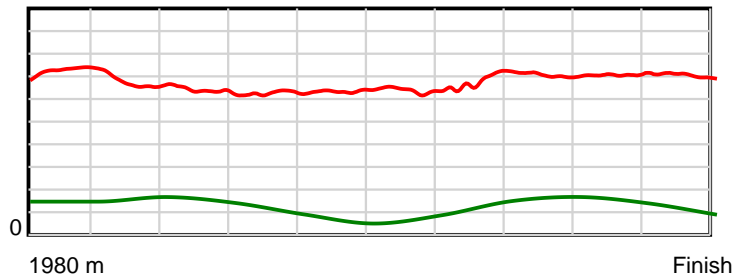
10 m Stride length



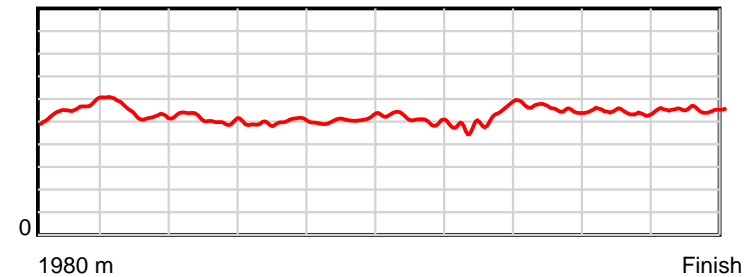
0.6 s Stride duration



20 m/sec Speed



100 % Stride efficiency



Note: Horizontal distance axis grid lines are 200m furlongs.

**Disclaimer.**

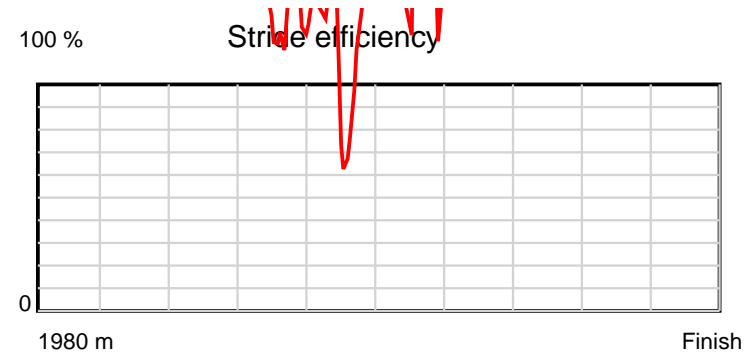
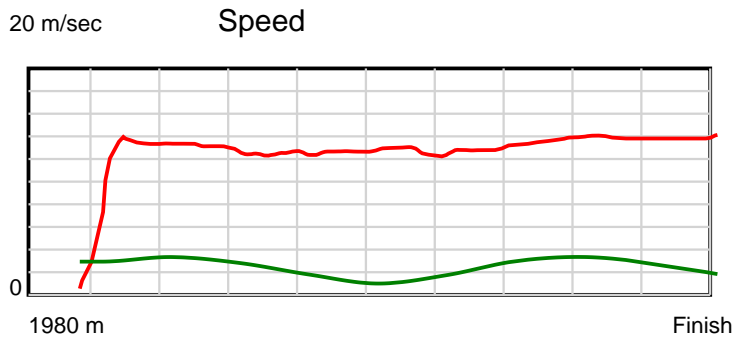
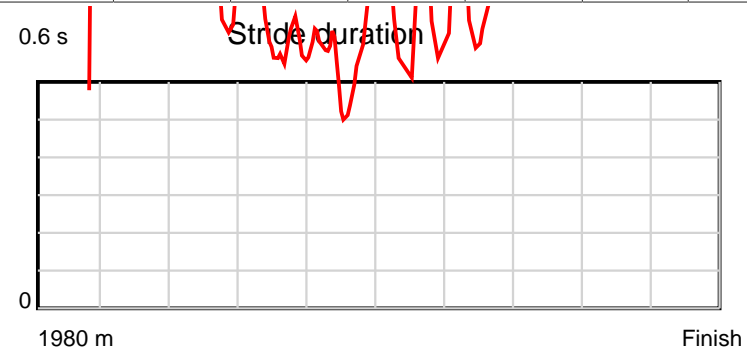
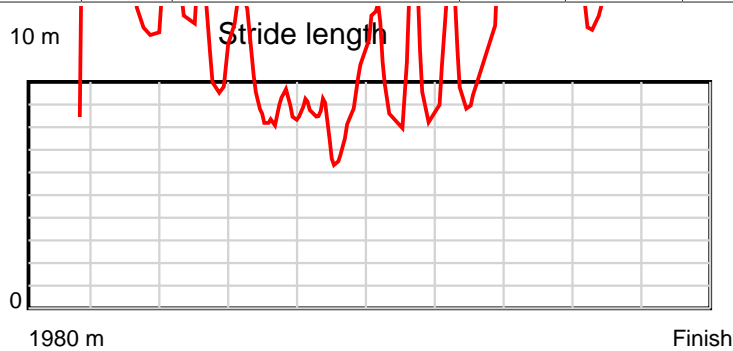
HRNZ and NZMTC and Thoroughbred Ratings Pty Ltd accepts no responsibility for the completeness or accuracy of any of the information contained herein, and makes no representations about its suitability for any particular purpose. Users should make their own judgements about those matters and/or seek independent advice. You assume all risks associated with use of the data provided on this page.



# Race Results

June 24, 2022, Race 11, ALABAR MOBILE PACE, Distance 1980m, Addington - Survey 1980m

| Result | TAB no. | Horse (Barrier)              | 1980 to | 1800m to | 1600m to | 1400m to | 1200m to | 1000m to | 800m to | 600m to | 400m to | 200m to | Total or | Margin |
|--------|---------|------------------------------|---------|----------|----------|----------|----------|----------|---------|---------|---------|---------|----------|--------|
| 5th    | 8       | Paytons Rock (8)             | 1800m   | 1600m    | 1400m    | 1200m    | 1000m    | 800m     | 600m    | 400m    | 200m    | WP      | Average  |        |
|        |         | Position in running (margin) | -       | 3(0.1)   | 6(5.7)   | 4(4.2)   | 5(4.5)   | 4(3.3)   | 4(3.8)  | 5(3.6)  | 8(5.5)  | 7(4.6)  |          | 4.20   |
|        |         | Sectional time (s)           | 12.25   | 15.45    | 15.35    | 15.98    | 15.84    | 16.06    | 15.26   | 15.10   | 14.33   | 13.94   |          |        |
|        |         | Cumulative time (s)          | 149.56  | 137.31   | 121.86   | 106.51   | 90.53    | 74.69    | 58.63   | 43.37   | 28.27   | 13.94   | 2:29.56  |        |
|        |         | Speed (m/s)                  | 14.70   | 12.94    | 13.03    | 12.52    | 12.63    | 12.45    | 13.11   | 13.25   | 13.96   | 14.35   | 13.24    |        |
|        |         | Stride length (m)            | 48.94   | 12.43    | 8.21     | 7.86     | 7.43     | 9.15     | 9.21    | 12.64   | 20.08   | 27.18   | 11.43    |        |
|        |         | Stride duration (s)          | 3.305   | 0.960    | 0.630    | 0.628    | 0.589    | 0.734    | 0.703   | 0.954   | 1.439   | 1.894   | 0.863    |        |
|        |         | Stride efficiency (%)        | 3742.94 | 241.25   | 105.27   | 96.63    | 86.36    | 130.77   | 132.56  | 249.49  | 630.23  | 1154.71 | 204.20   |        |
|        |         | Stride count                 | 3.68    | 16.10    | 24.37    | 25.43    | 26.90    | 21.86    | 21.72   | 15.83   | 9.96    | 7.36    | 173.21   |        |



Note: Horizontal distance axis grid lines are 200m furlongs.

**Disclaimer.**

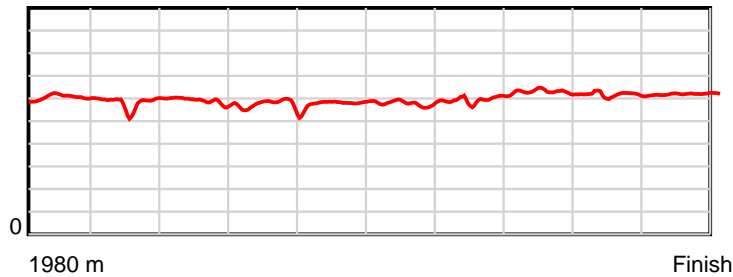
HRNZ and NZMTC and Thoroughbred Ratings Pty Ltd accepts no responsibility for the completeness or accuracy of any of the information contained herein, and makes no representations about its suitability for any particular purpose. Users should make their own judgements about those matters and/or seek independent advice. You assume all risks associated with use of the data provided on this page.

# Race Results

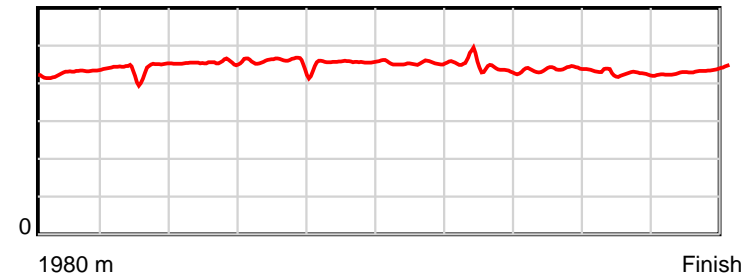
June 24, 2022, Race 11, ALABAR MOBILE PACE, Distance 1980m, Addington - Survey 1980m

| Result | TAB no. | Horse (Barrier)              | 1980 to      | 1800m to     | 1600m to     | 1400m to     | 1200m to     | 1000m to    | 800m to     | 600m to     | 400m to     | 200m to   | Total or       | Margin |
|--------|---------|------------------------------|--------------|--------------|--------------|--------------|--------------|-------------|-------------|-------------|-------------|-----------|----------------|--------|
| 6th    | 5       | <b>Ultimate Bird (5)</b>     | <b>1800m</b> | <b>1600m</b> | <b>1400m</b> | <b>1200m</b> | <b>1000m</b> | <b>800m</b> | <b>600m</b> | <b>400m</b> | <b>200m</b> | <b>WP</b> | <b>Average</b> |        |
|        |         | Position in running (margin) | -            | 8(3.2)       | 10(9.4)      | 10(9.9)      | 10(10.5)     | 11(9.6)     | 11(9.7)     | 11(7.4)     | 9(5.7)      | 8(4.7)    |                | 4.40   |
|        |         | Sectional time (s)           | 12.65        | 15.55        | 15.68        | 16.03        | 15.90        | 15.98       | 14.91       | 14.48       | 14.32       | 14.10     |                |        |
|        |         | Cumulative time (s)          | 149.60       | 136.95       | 121.40       | 105.72       | 89.69        | 73.79       | 57.81       | 42.90       | 28.42       | 14.10     | 2:29.60        |        |
|        |         | Speed (m/s)                  | 14.23        | 12.86        | 12.76        | 12.48        | 12.58        | 12.52       | 13.41       | 13.81       | 13.97       | 14.18     | 13.24          |        |
|        |         | Stride length (m)            | 6.07         | 5.64         | 5.81         | 5.67         | 5.75         | 5.67        | 5.94        | 6.04        | 5.93        | 6.17      | 5.86           |        |
|        |         | Stride duration (s)          | 0.428        | 0.439        | 0.455        | 0.454        | 0.457        | 0.453       | 0.443       | 0.438       | 0.425       | 0.435     | 0.443          |        |
|        |         | Stride efficiency (%)        | 57.54        | 49.78        | 52.69        | 50.25        | 51.73        | 50.28       | 55.06       | 57.08       | 54.96       | 59.43     | 53.70          |        |
|        |         | Stride count                 | 29.66        | 35.44        | 34.44        | 35.27        | 34.76        | 35.26       | 33.69       | 33.09       | 33.73       | 32.43     | 337.77         |        |

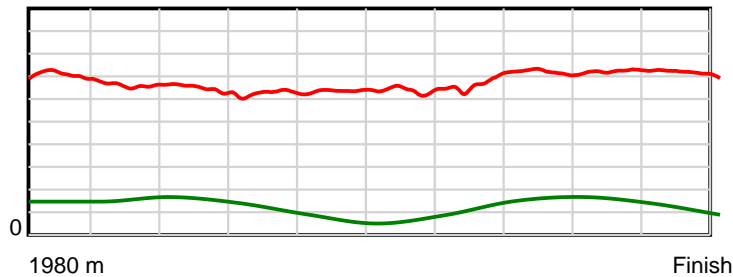
10 m Stride length



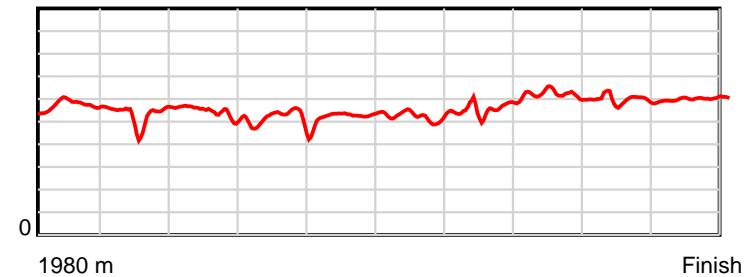
0.6 s Stride duration



20 m/sec Speed



100 % Stride efficiency



Note: Horizontal distance axis grid lines are 200m furlongs.

**Disclaimer.**

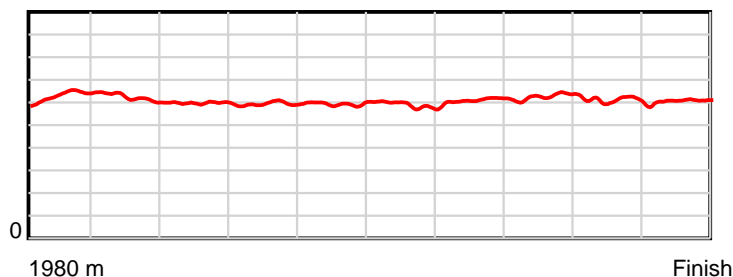
HRNZ and NZMTC and Thoroughbred Ratings Pty Ltd accepts no responsibility for the completeness or accuracy of any of the information contained herein, and makes no representations about its suitability for any particular purpose. Users should make their own judgements about those matters and/or seek independent advice. You assume all risks associated with use of the data provided on this page.

# Race Results

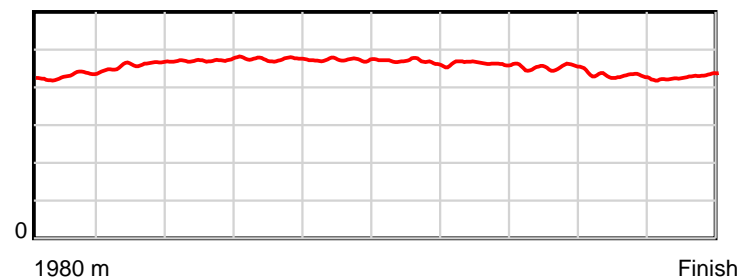
June 24, 2022, Race 11, ALABAR MOBILE PACE, Distance 1980m, Addington - Survey 1980m

| Result | TAB no. | Horse (Barrier)              | 1980 to      | 1800m to     | 1600m to     | 1400m to     | 1200m to     | 1000m to    | 800m to     | 600m to     | 400m to     | 200m to   | Total or       | Margin |
|--------|---------|------------------------------|--------------|--------------|--------------|--------------|--------------|-------------|-------------|-------------|-------------|-----------|----------------|--------|
| 7th    | 10      | <b>Cab Calloway (10)</b>     | <b>1800m</b> | <b>1600m</b> | <b>1400m</b> | <b>1200m</b> | <b>1000m</b> | <b>800m</b> | <b>600m</b> | <b>400m</b> | <b>200m</b> | <b>WP</b> | <b>Average</b> |        |
|        |         | Position in running (margin) | -            | 7(3.0)       | 4(4.8)       | 7(5.5)       | 7(6.0)       | 6(5.8)      | 7(6.2)      | 8(5.4)      | 7(5.5)      | 9(5.4)    |                | 4.80   |
|        |         | Sectional time (s)           | 12.52        | 14.82        | 15.72        | 16.00        | 16.02        | 16.03       | 15.16       | 14.79       | 14.47       | 14.13     |                |        |
|        |         | Cumulative time (s)          | 149.66       | 137.14       | 122.32       | 106.60       | 90.60        | 74.58       | 58.55       | 43.39       | 28.60       | 14.13     | 2:29.66        |        |
|        |         | Speed (m/s)                  | 14.38        | 13.50        | 12.72        | 12.50        | 12.48        | 12.48       | 13.19       | 13.52       | 13.82       | 14.15     | 13.23          |        |
|        |         | Stride length (m)            | 6.32         | 6.20         | 5.99         | 5.94         | 5.91         | 5.84        | 6.12        | 6.13        | 5.94        | 6.08      | 6.04           |        |
|        |         | Stride duration (s)          | 0.430        | 0.459        | 0.471        | 0.475        | 0.473        | 0.468       | 0.464       | 0.453       | 0.430       | 0.429     | 0.457          |        |
|        |         | Stride efficiency (%)        | 62.50        | 60.02        | 56.16        | 55.16        | 54.50        | 53.28       | 58.53       | 58.74       | 55.10       | 57.70     | 57.03          |        |
|        |         | Stride count                 | 28.46        | 32.27        | 33.36        | 33.66        | 33.87        | 34.25       | 32.68       | 32.62       | 33.68       | 32.91     | 327.76         |        |

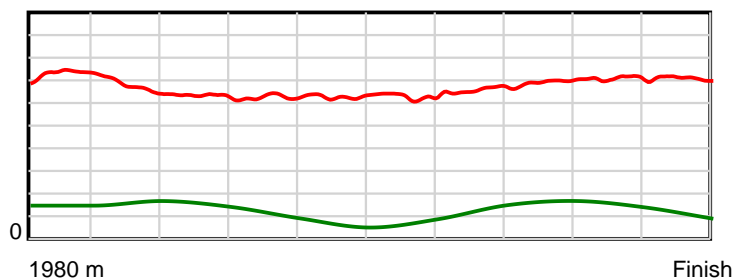
10 m Stride length



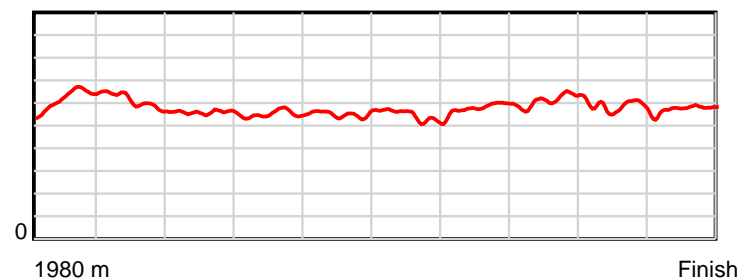
0.6 s Stride duration



20 m/sec Speed



100 % Stride efficiency



Note: Horizontal distance axis grid lines are 200m furlongs.

## Disclaimer.

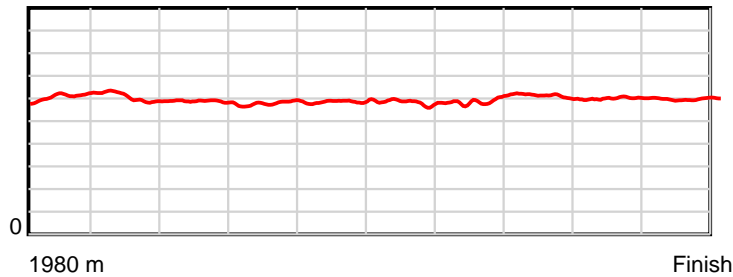
HRNZ and NZMTC and Thoroughbred Ratings Pty Ltd accepts no responsibility for the completeness or accuracy of any of the information contained herein, and makes no representations about its suitability for any particular purpose. Users should make their own judgements about those matters and/or seek independent advice. You assume all risks associated with use of the data provided on this page.

# Race Results

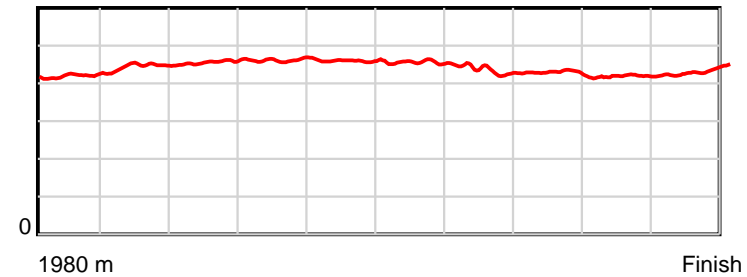
June 24, 2022, Race 11, ALABAR MOBILE PACE, Distance 1980m, Addington - Survey 1980m

| Result | TAB no. | Horse (Barrier)              | 1980 to      | 1800m to     | 1600m to     | 1400m to     | 1200m to     | 1000m to    | 800m to     | 600m to     | 400m to     | 200m to   | Total or       | Margin |
|--------|---------|------------------------------|--------------|--------------|--------------|--------------|--------------|-------------|-------------|-------------|-------------|-----------|----------------|--------|
| 8th    | 11      | <b>U R The One (11)</b>      | <b>1800m</b> | <b>1600m</b> | <b>1400m</b> | <b>1200m</b> | <b>1000m</b> | <b>800m</b> | <b>600m</b> | <b>400m</b> | <b>200m</b> | <b>WP</b> | <b>Average</b> |        |
|        |         | Position in running (margin) | -            | 9(3.6)       | 8(8.5)       | 9(8.5)       | 9(8.8)       | 9(8.3)      | 9(8.4)      | 7(5.2)      | 6(5.1)      | 5(3.6)    |                | 5.60   |
|        |         | Sectional time (s)           | 12.57        | 15.32        | 15.60        | 15.97        | 15.96        | 15.99       | 14.77       | 14.76       | 14.23       | 14.64     |                |        |
|        |         | Cumulative time (s)          | 149.81       | 137.24       | 121.92       | 106.32       | 90.35        | 74.39       | 58.40       | 43.63       | 28.87       | 14.64     | 2:29.81        |        |
|        |         | Speed (m/s)                  | 14.32        | 13.05        | 12.82        | 12.52        | 12.53        | 12.51       | 13.54       | 13.55       | 14.05       | 13.66     | 13.22          |        |
|        |         | Stride length (m)            | 6.10         | 5.81         | 5.85         | 5.78         | 5.76         | 5.69        | 5.89        | 5.79        | 5.88        | 5.92      | 5.84           |        |
|        |         | Stride duration (s)          | 0.420        | 0.445        | 0.456        | 0.462        | 0.460        | 0.455       | 0.435       | 0.427       | 0.419       | 0.434     | 0.442          |        |
|        |         | Stride efficiency (%)        | 58.15        | 52.68        | 53.50        | 52.24        | 51.85        | 50.66       | 54.16       | 52.39       | 54.10       | 54.84     | 53.36          |        |
|        |         | Stride count                 | 29.51        | 34.45        | 34.18        | 34.59        | 34.72        | 35.13       | 33.97       | 34.54       | 33.99       | 33.76     | 338.84         |        |

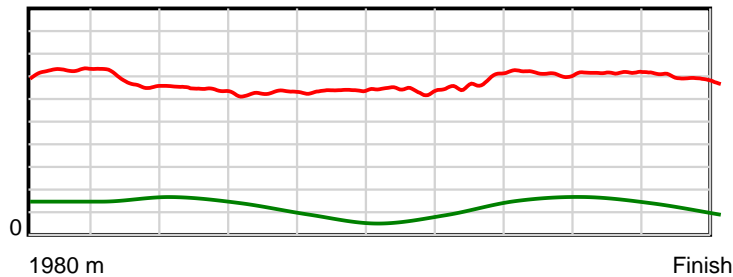
10 m Stride length



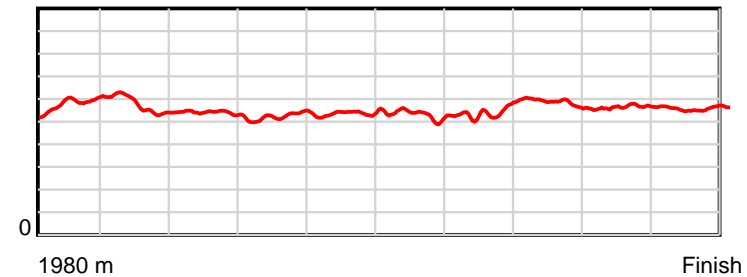
0.6 s Stride duration



20 m/sec Speed



100 % Stride efficiency



Note: Horizontal distance axis grid lines are 200m furlongs.

## Disclaimer.

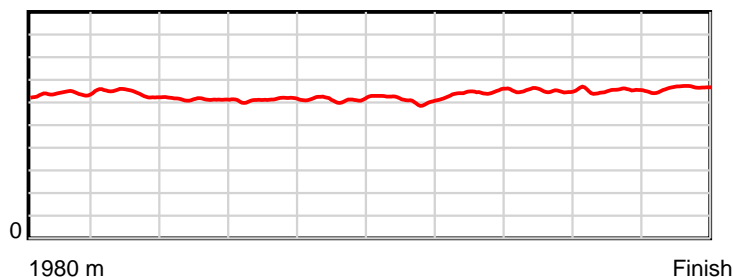
HRNZ and NZMTC and Thoroughbred Ratings Pty Ltd accepts no responsibility for the completeness or accuracy of any of the information contained herein, and makes no representations about its suitability for any particular purpose. Users should make their own judgements about those matters and/or seek independent advice. You assume all risks associated with use of the data provided on this page.

# Race Results

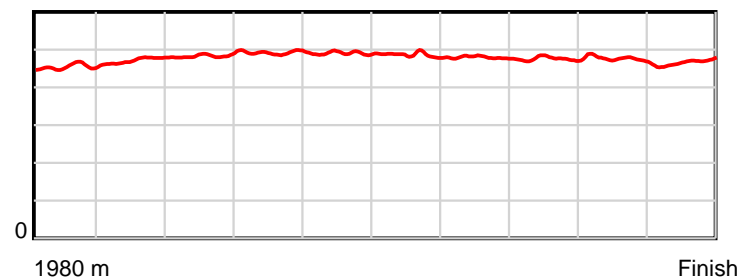
June 24, 2022, Race 11, ALABAR MOBILE PACE, Distance 1980m, Addington - Survey 1980m

| Result | TAB no. | Horse (Barrier)              | 1980 to      | 1800m to     | 1600m to     | 1400m to     | 1200m to     | 1000m to    | 800m to     | 600m to     | 400m to     | 200m to   | Total or       | Margin |
|--------|---------|------------------------------|--------------|--------------|--------------|--------------|--------------|-------------|-------------|-------------|-------------|-----------|----------------|--------|
| 9th    | 12      | <b>Get Back (12)</b>         | <b>1800m</b> | <b>1600m</b> | <b>1400m</b> | <b>1200m</b> | <b>1000m</b> | <b>800m</b> | <b>600m</b> | <b>400m</b> | <b>200m</b> | <b>WP</b> | <b>Average</b> |        |
|        |         | Position in running (margin) | -            | 12(6.4)      | 9(8.6)       | 8(8.1)       | 8(8.7)       | 8(7.9)      | 8(7.7)      | 9(6.1)      | 10(5.9)     | 10(6.0)   |                | 6.00   |
|        |         | Sectional time (s)           | 13.32        | 14.89        | 15.50        | 16.03        | 15.90        | 15.94       | 15.02       | 14.74       | 14.51       | 14.02     |                |        |
|        |         | Cumulative time (s)          | 149.87       | 136.55       | 121.66       | 106.16       | 90.13        | 74.23       | 58.29       | 43.27       | 28.53       | 14.02     | 2:29.87        |        |
|        |         | Speed (m/s)                  | 13.52        | 13.43        | 12.90        | 12.48        | 12.58        | 12.55       | 13.32       | 13.57       | 13.78       | 14.27     | 13.21          |        |
|        |         | Stride length (m)            | 6.40         | 6.34         | 6.24         | 6.14         | 6.17         | 6.09        | 6.38        | 6.45        | 6.56        | 6.66      | 6.34           |        |
|        |         | Stride duration (s)          | 0.455        | 0.472        | 0.483        | 0.492        | 0.490        | 0.486       | 0.479       | 0.475       | 0.476       | 0.467     | 0.480          |        |
|        |         | Stride efficiency (%)        | 64.04        | 62.87        | 60.80        | 58.90        | 59.41        | 58.04       | 63.62       | 64.93       | 67.34       | 69.27     | 62.76          |        |
|        |         | Stride count                 | 28.12        | 31.53        | 32.06        | 32.58        | 32.44        | 32.82       | 31.34       | 31.03       | 30.47       | 30.04     | 312.43         |        |

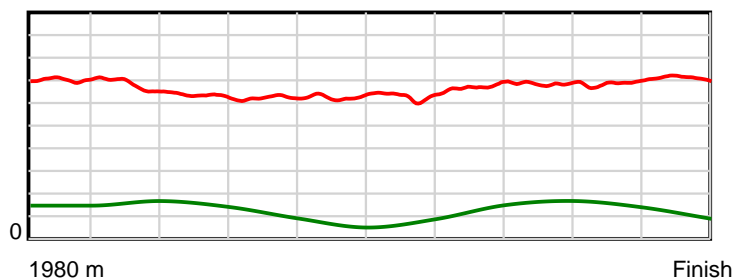
10 m Stride length



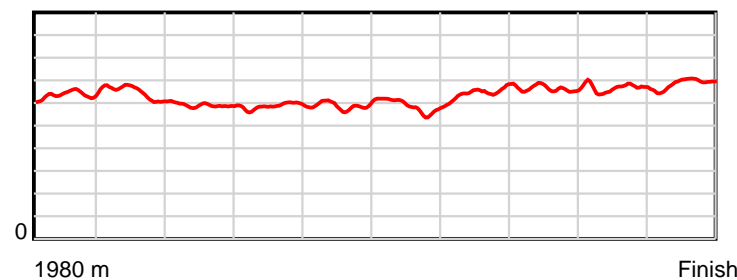
0.6 s Stride duration



20 m/sec Speed



100 % Stride efficiency



Note: Horizontal distance axis grid lines are 200m furlongs.

**Disclaimer.**

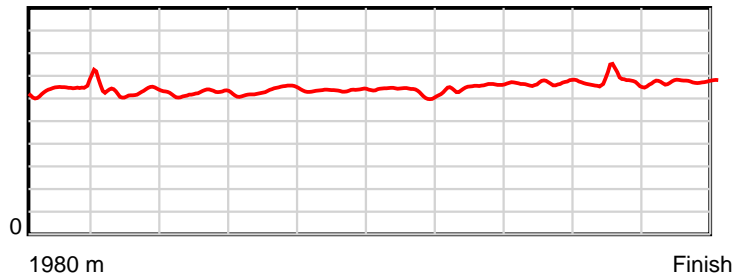
HRNZ and NZMTC and Thoroughbred Ratings Pty Ltd accepts no responsibility for the completeness or accuracy of any of the information contained herein, and makes no representations about its suitability for any particular purpose. Users should make their own judgements about those matters and/or seek independent advice. You assume all risks associated with use of the data provided on this page.

# Race Results

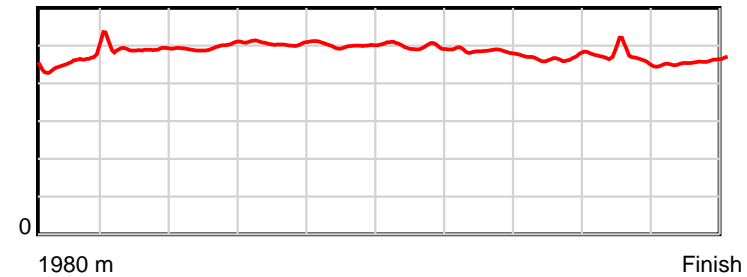
June 24, 2022, Race 11, ALABAR MOBILE PACE, Distance 1980m, Addington - Survey 1980m

| Result | TAB no. | Horse (Barrier)              | 1980 to      | 1800m to     | 1600m to     | 1400m to     | 1200m to     | 1000m to    | 800m to     | 600m to     | 400m to     | 200m to   | Total or       | Margin |
|--------|---------|------------------------------|--------------|--------------|--------------|--------------|--------------|-------------|-------------|-------------|-------------|-----------|----------------|--------|
| 10th   | 7       | <b>Sharp Lou (7)</b>         | <b>1800m</b> | <b>1600m</b> | <b>1400m</b> | <b>1200m</b> | <b>1000m</b> | <b>800m</b> | <b>600m</b> | <b>400m</b> | <b>200m</b> | <b>WP</b> | <b>Average</b> |        |
|        |         | Position in running (margin) | -            | 10(4.1)      | 14(14.4)     | 14(16.1)     | 14(16.2)     | 14(16.5)    | 14(16.1)    | 14(12.1)    | 13(8.3)     | 14(7.7)   |                | 6.30   |
|        |         | Sectional time (s)           | 13.05        | 16.22        | 15.88        | 15.94        | 16.09        | 15.92       | 14.62       | 14.15       | 14.39       | 13.66     |                |        |
|        |         | Cumulative time (s)          | 149.92       | 136.87       | 120.65       | 104.77       | 88.83        | 72.74       | 56.82       | 42.20       | 28.05       | 13.66     | 2:29.92        |        |
|        |         | Speed (m/s)                  | 13.80        | 12.33        | 12.59        | 12.55        | 12.43        | 12.56       | 13.68       | 14.13       | 13.90       | 14.64     | 13.21          |        |
|        |         | Stride length (m)            | 6.48         | 6.03         | 6.26         | 6.35         | 6.22         | 6.25        | 6.63        | 6.61        | 6.48        | 6.73      | 6.39           |        |
|        |         | Stride duration (s)          | 0.462        | 0.489        | 0.497        | 0.506        | 0.500        | 0.497       | 0.485       | 0.468       | 0.466       | 0.459     | 0.484          |        |
|        |         | Stride efficiency (%)        | 65.52        | 56.78        | 61.15        | 63.10        | 60.45        | 60.98       | 68.73       | 68.32       | 65.53       | 70.69     | 63.90          |        |
|        |         | Stride count                 | 27.80        | 33.18        | 31.97        | 31.47        | 32.16        | 32.02       | 30.16       | 30.25       | 30.88       | 29.74     | 309.63         |        |

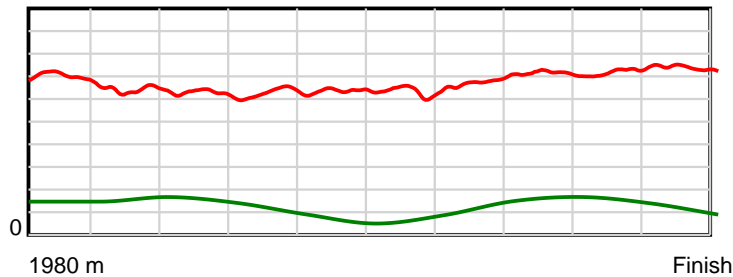
10 m Stride length



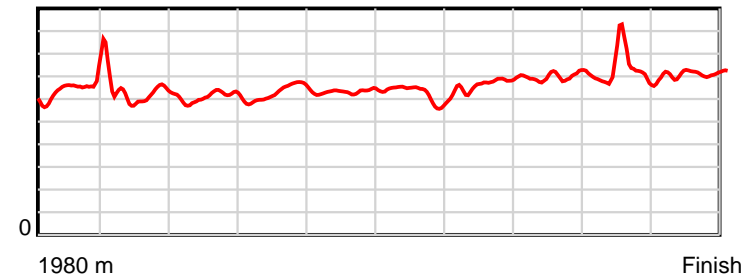
0.6 s Stride duration



20 m/sec Speed



100 % Stride efficiency



Note: Horizontal distance axis grid lines are 200m furlongs.

**Disclaimer.**

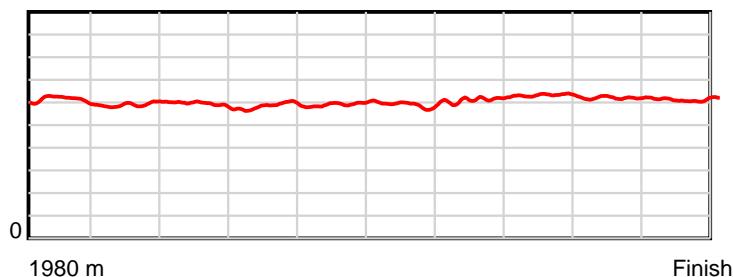
HRNZ and NZMTC and Thoroughbred Ratings Pty Ltd accepts no responsibility for the completeness or accuracy of any of the information contained herein, and makes no representations about its suitability for any particular purpose. Users should make their own judgements about those matters and/or seek independent advice. You assume all risks associated with use of the data provided on this page.

# Race Results

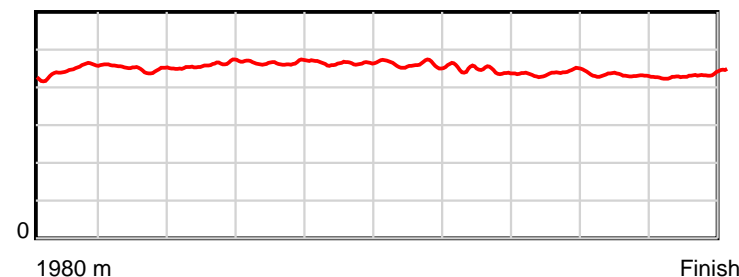
June 24, 2022, Race 11, ALABAR MOBILE PACE, Distance 1980m, Addington - Survey 1980m

| Result | TAB no. | Horse (Barrier)              | 1980 to | 1800m to | 1600m to | 1400m to | 1200m to | 1000m to | 800m to  | 600m to | 400m to | 200m to | Total or | Margin |
|--------|---------|------------------------------|---------|----------|----------|----------|----------|----------|----------|---------|---------|---------|----------|--------|
| 11th   | 9       | Kali B (9)                   | 1800m   | 1600m    | 1400m    | 1200m    | 1000m    | 800m     | 600m     | 400m    | 200m    | WP      | Average  |        |
|        |         | Position in running (margin) | -       | 13(6.5)  | 13(13.3) | 13(13.8) | 13(13.7) | 13(13.8) | 13(13.5) | 13(9.3) | 12(7.5) | 11(6.5) |          | 7.20   |
|        |         | Sectional time (s)           | 13.29   | 15.65    | 15.67    | 15.92    | 16.05    | 15.92    | 14.59    | 14.48   | 14.32   | 14.18   |          |        |
|        |         | Cumulative time (s)          | 150.07  | 136.78   | 121.13   | 105.46   | 89.54    | 73.49    | 57.57    | 42.98   | 28.50   | 14.18   | 2:30.07  |        |
|        |         | Speed (m/s)                  | 13.55   | 12.78    | 12.76    | 12.56    | 12.46    | 12.56    | 13.71    | 13.81   | 13.97   | 14.10   | 13.19    |        |
|        |         | Stride length (m)            | 6.10    | 5.76     | 5.86     | 5.85     | 5.78     | 5.78     | 6.09     | 6.05    | 6.01    | 6.12    | 5.94     |        |
|        |         | Stride duration (s)          | 0.446   | 0.451    | 0.459    | 0.466    | 0.464    | 0.460    | 0.444    | 0.438   | 0.431   | 0.434   | 0.450    |        |
|        |         | Stride efficiency (%)        | 58.16   | 51.89    | 53.65    | 53.53    | 52.25    | 52.27    | 57.96    | 57.24   | 56.54   | 58.45   | 55.07    |        |
|        |         | Stride count                 | 29.51   | 34.71    | 34.13    | 34.17    | 34.59    | 34.58    | 32.84    | 33.05   | 33.25   | 32.70   | 333.53   |        |

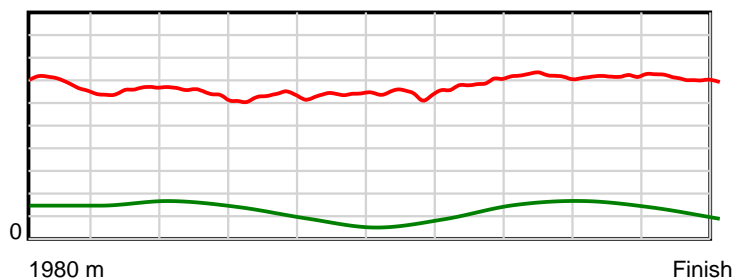
10 m Stride length



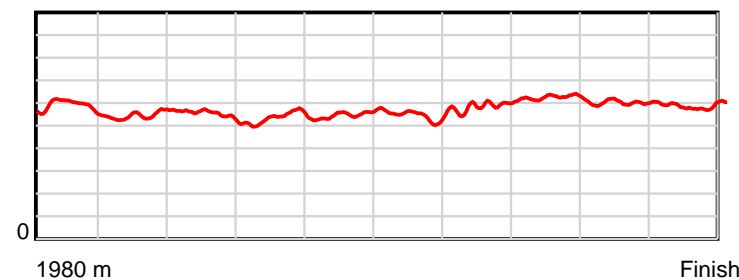
0.6 s Stride duration



20 m/sec Speed



100 % Stride efficiency



Note: Horizontal distance axis grid lines are 200m furlongs.

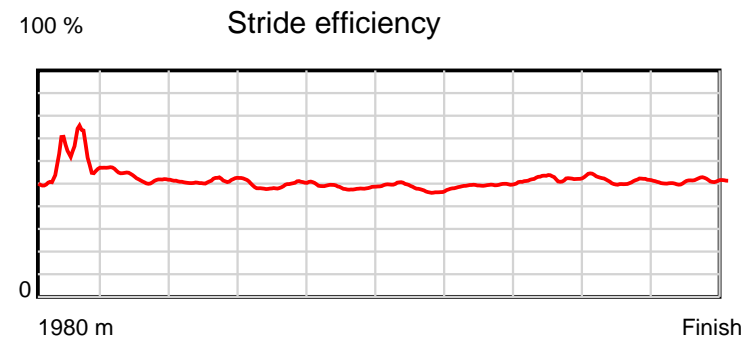
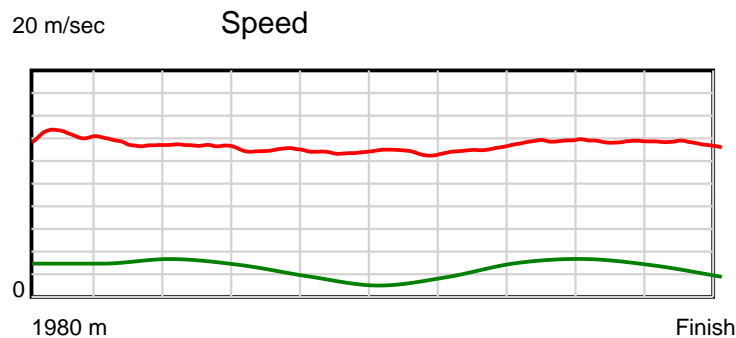
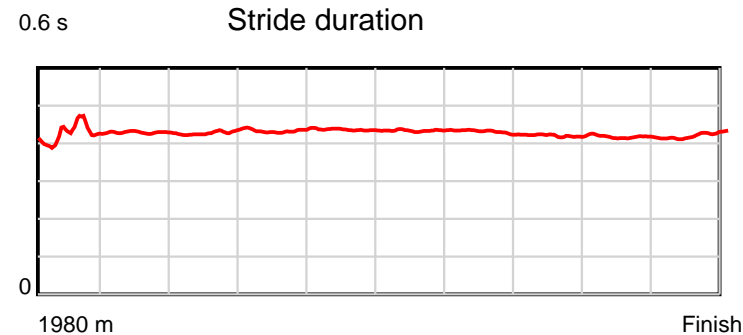
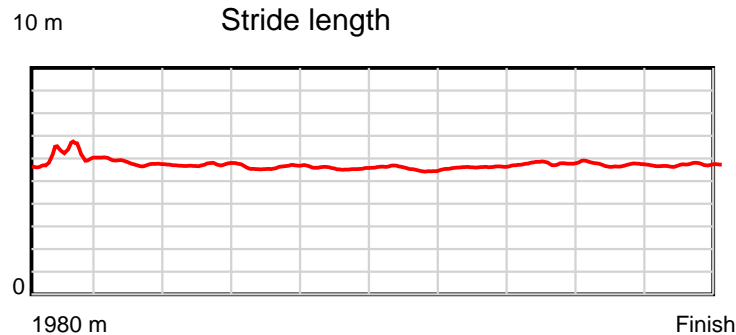
**Disclaimer.**

HRNZ and NZMTC and Thoroughbred Ratings Pty Ltd accepts no responsibility for the completeness or accuracy of any of the information contained herein, and makes no representations about its suitability for any particular purpose. Users should make their own judgements about those matters and/or seek independent advice. You assume all risks associated with use of the data provided on this page.

# Race Results

June 24, 2022, Race 11, ALABAR MOBILE PACE, Distance 1980m, Addington - Survey 1980m

| Result | TAB no. | Horse (Barrier)              | 1980 to      | 1800m to     | 1600m to     | 1400m to     | 1200m to     | 1000m to    | 800m to     | 600m to     | 400m to     | 200m to   | Total or       | Margin |
|--------|---------|------------------------------|--------------|--------------|--------------|--------------|--------------|-------------|-------------|-------------|-------------|-----------|----------------|--------|
| 12th   | 6       | <b>Hilda Maud (6)</b>        | <b>1800m</b> | <b>1600m</b> | <b>1400m</b> | <b>1200m</b> | <b>1000m</b> | <b>800m</b> | <b>600m</b> | <b>400m</b> | <b>200m</b> | <b>WP</b> | <b>Average</b> |        |
|        |         | Position in running (margin) | -            | 6(2.2)       | 7(6.6)       | 5(4.7)       | 3(2.0)       | 3(2.0)      | 2(1.9)      | 2(1.7)      | 3(1.4)      | 4(3.2)    |                | 7.30   |
|        |         | Sectional time (s)           | 12.57        | 15.25        | 15.27        | 15.49        | 16.05        | 15.94       | 15.26       | 14.73       | 14.78       | 14.76     |                |        |
|        |         | Cumulative time (s)          | 150.10       | 137.53       | 122.28       | 107.01       | 91.52        | 75.47       | 59.53       | 44.27       | 29.54       | 14.76     | 2:30.10        |        |
|        |         | Speed (m/s)                  | 14.32        | 13.11        | 13.10        | 12.91        | 12.46        | 12.55       | 13.11       | 13.58       | 13.53       | 13.55     | 13.19          |        |
|        |         | Stride length (m)            | 5.97         | 5.63         | 5.61         | 5.60         | 5.43         | 5.44        | 5.64        | 5.71        | 5.63        | 5.72      | 5.63           |        |
|        |         | Stride duration (s)          | 0.417        | 0.429        | 0.428        | 0.434        | 0.436        | 0.434       | 0.430       | 0.421       | 0.416       | 0.422     | 0.427          |        |
|        |         | Stride efficiency (%)        | 55.62        | 49.45        | 49.17        | 48.99        | 46.11        | 46.28       | 49.70       | 50.99       | 49.57       | 51.18     | 49.56          |        |
|        |         | Stride count                 | 30.17        | 35.55        | 35.65        | 35.72        | 36.82        | 36.75       | 35.46       | 35.01       | 35.51       | 34.95     | 351.59         |        |



Note: Horizontal distance axis grid lines are 200m furlongs.

**Disclaimer.**

HRNZ and NZMTC and Thoroughbred Ratings Pty Ltd accepts no responsibility for the completeness or accuracy of any of the information contained herein, and makes no representations about its suitability for any particular purpose. Users should make their own judgements about those matters and/or seek independent advice. You assume all risks associated with use of the data provided on this page.

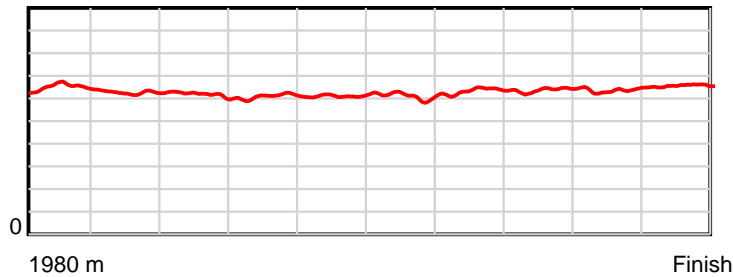


# Race Results

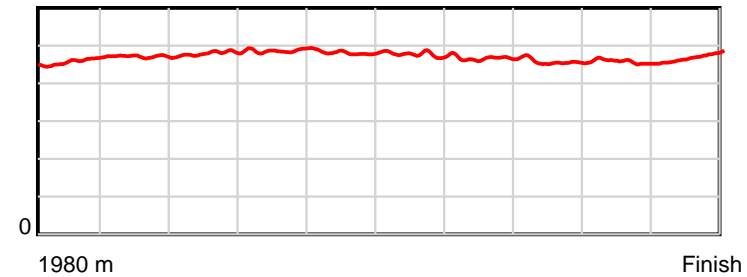
June 24, 2022, Race 11, ALABAR MOBILE PACE, Distance 1980m, Addington - Survey 1980m

| Result | TAB no. | Horse (Barrier)              | 1980 to      | 1800m to     | 1600m to     | 1400m to     | 1200m to     | 1000m to    | 800m to     | 600m to     | 400m to     | 200m to   | Total or       | Margin |
|--------|---------|------------------------------|--------------|--------------|--------------|--------------|--------------|-------------|-------------|-------------|-------------|-----------|----------------|--------|
| 13th   | 14      | <b>Honour Scroll (14)</b>    | <b>1800m</b> | <b>1600m</b> | <b>1400m</b> | <b>1200m</b> | <b>1000m</b> | <b>800m</b> | <b>600m</b> | <b>400m</b> | <b>200m</b> | <b>WP</b> | <b>Average</b> |        |
|        |         | Position in running (margin) | -            | 11(5.5)      | 12(11.5)     | 12(11.7)     | 12(12.4)     | 12(12.0)    | 12(11.4)    | 12(8.5)     | 11(7.1)     | 12(7.3)   |                | 9.40   |
|        |         | Sectional time (s)           | 13.14        | 15.51        | 15.64        | 16.03        | 15.99        | 15.88       | 14.80       | 14.54       | 14.52       | 14.39     |                |        |
|        |         | Cumulative time (s)          | 150.44       | 137.30       | 121.79       | 106.15       | 90.12        | 74.13       | 58.25       | 43.45       | 28.91       | 14.39     | 2:30.44        |        |
|        |         | Speed (m/s)                  | 13.70        | 12.89        | 12.79        | 12.48        | 12.51        | 12.59       | 13.51       | 13.76       | 13.77       | 13.90     | 13.16          |        |
|        |         | Stride length (m)            | 6.47         | 6.08         | 6.14         | 6.08         | 6.01         | 6.01        | 6.29        | 6.28        | 6.31        | 6.54      | 6.21           |        |
|        |         | Stride duration (s)          | 0.458        | 0.471        | 0.480        | 0.487        | 0.481        | 0.477       | 0.466       | 0.456       | 0.458       | 0.471     | 0.472          |        |
|        |         | Stride efficiency (%)        | 65.39        | 57.73        | 58.83        | 57.77        | 56.52        | 56.50       | 61.87       | 61.56       | 62.15       | 66.86     | 60.33          |        |
|        |         | Stride count                 | 27.83        | 32.91        | 32.60        | 32.89        | 33.25        | 33.26       | 31.78       | 31.87       | 31.71       | 30.57     | 318.67         |        |

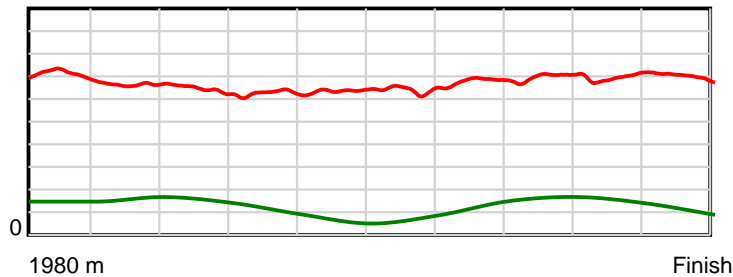
10 m Stride length



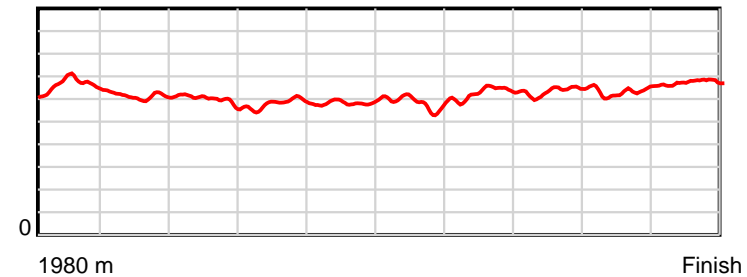
0.6 s Stride duration



20 m/sec Speed



100 % Stride efficiency



Note: Horizontal distance axis grid lines are 200m furlongs.

## Disclaimer.

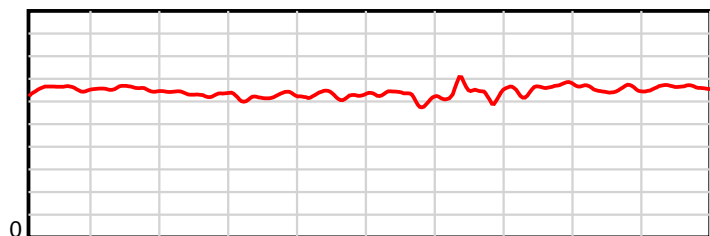
HRNZ and NZMTC and Thoroughbred Ratings Pty Ltd accepts no responsibility for the completeness or accuracy of any of the information contained herein, and makes no representations about its suitability for any particular purpose. Users should make their own judgements about those matters and/or seek independent advice. You assume all risks associated with use of the data provided on this page.

# Race Results

June 24, 2022, Race 11, ALABAR MOBILE PACE, Distance 1980m, Addington - Survey 1980m

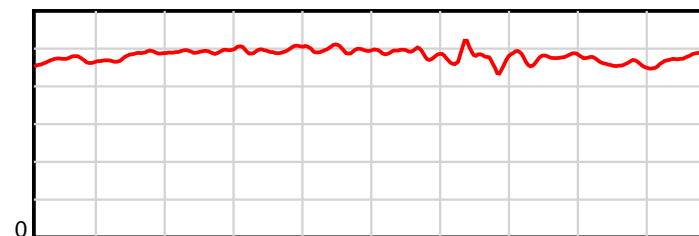
| Result | TAB no. | Horse (Barrier)              | 1980 to | 1800m to | 1600m to | 1400m to | 1200m to | 1000m to | 800m to | 600m to | 400m to | 200m to | Total or | Margin |
|--------|---------|------------------------------|---------|----------|----------|----------|----------|----------|---------|---------|---------|---------|----------|--------|
| 14th   | 13      | Donegal Carnbo... (13)       | 1800m   | 1600m    | 1400m    | 1200m    | 1000m    | 800m     | 600m    | 400m    | 200m    | WP      | Average  |        |
|        |         | Position in running (margin) | -       | 14(6.6)  | 11(10.8) | 11(10.3) | 11(10.8) | 10(9.2)  | 10(9.6) | 10(7.0) | 14(8.8) | 13(7.3) |          | 10.20  |
|        |         | Sectional time (s)           | 13.20   | 15.22    | 15.51    | 16.02    | 15.78    | 16.02    | 14.86   | 15.09   | 14.23   | 14.66   |          |        |
|        |         | Cumulative time (s)          | 150.59  | 137.39   | 122.17   | 106.66   | 90.64    | 74.86    | 58.84   | 43.98   | 28.89   | 14.66   | 2:30.59  |        |
|        |         | Speed (m/s)                  | 13.64   | 13.14    | 12.89    | 12.48    | 12.67    | 12.48    | 13.46   | 13.25   | 14.05   | 13.64   | 13.15    |        |
|        |         | Stride length (m)            | 6.54    | 6.34     | 6.37     | 6.20     | 6.29     | 6.10     | 6.34    | 6.31    | 6.45    | 6.61    | 6.35     |        |
|        |         | Stride duration (s)          | 0.470   | 0.482    | 0.494    | 0.497    | 0.497    | 0.489    | 0.471   | 0.476   | 0.459   | 0.485   | 0.483    |        |
|        |         | Stride efficiency (%)        | 66.86   | 62.73    | 63.39    | 60.13    | 61.87    | 58.13    | 62.76   | 62.16   | 65.10   | 68.34   | 63.01    |        |
|        |         | Stride count                 | 27.52   | 31.57    | 31.40    | 32.24    | 31.79    | 32.79    | 31.56   | 31.71   | 30.99   | 30.24   | 311.81   |        |

10 m Stride length



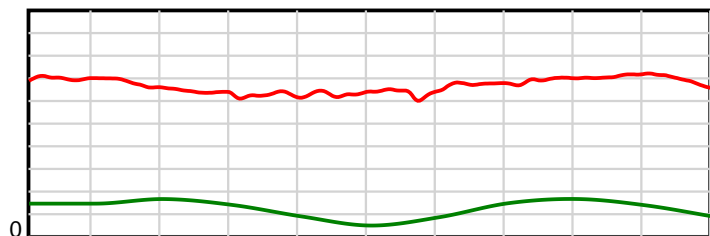
1980 m Finish

0.6 s Stride duration



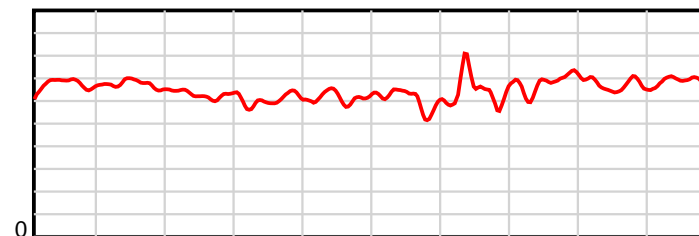
1980 m Finish

20 m/sec Speed



1980 m Finish

100 % Stride efficiency



1980 m Finish

Note: Horizontal distance axis grid lines are 200m furlongs.

## Disclaimer.

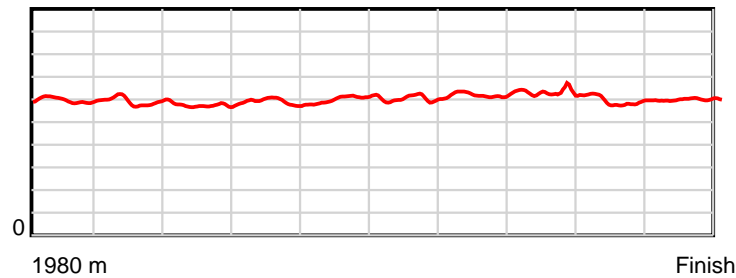
HRNZ and NZMTC and Thoroughbred Ratings Pty Ltd accepts no responsibility for the completeness or accuracy of any of the information contained herein, and makes no representations about its suitability for any particular purpose. Users should make their own judgements about those matters and/or seek independent advice. You assume all risks associated with use of the data provided on this page.

# Race Results

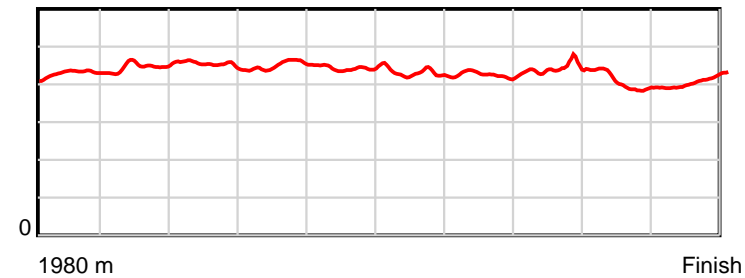
June 24, 2022, Race 12, FIRST DIRECT TAXIS MOBILE PACE, Distance 1980m, Addington - Survey 1980m

| Result | TAB no. | Horse (Barrier)              | 1980 to | 1800m to | 1600m to | 1400m to | 1200m to | 1000m to | 800m to | 600m to | 400m to | 200m to | Total or | Margin |
|--------|---------|------------------------------|---------|----------|----------|----------|----------|----------|---------|---------|---------|---------|----------|--------|
| 1st    | 14      | Hail Lucius (12)             | 1800m   | 1600m    | 1400m    | 1200m    | 1000m    | 800m     | 600m    | 400m    | 200m    | WP      | Average  |        |
|        |         | Position in running (margin) | -       | 12(10.2) | 12(10.8) | 12(13.6) | 12(11.6) | 12(14.7) | 12(9.4) | 11(6.5) | 11(6.6) | 5(1.8)  |          | 0.00   |
|        |         | Sectional time (s)           | 13.50   | 15.42    | 16.13    | 15.28    | 15.08    | 14.62    | 13.77   | 14.49   | 13.98   | 13.73   |          |        |
|        |         | Cumulative time (s)          | 146.00  | 132.50   | 117.08   | 100.95   | 85.67    | 70.59    | 55.97   | 42.20   | 27.71   | 13.73   | 2:26.00  |        |
|        |         | Speed (m/s)                  | 13.34   | 12.97    | 12.40    | 13.09    | 13.26    | 13.68    | 14.52   | 13.80   | 14.31   | 14.57   | 13.56    |        |
|        |         | Stride length (m)            | 5.95    | 5.79     | 5.63     | 5.90     | 5.89     | 5.87     | 6.19    | 6.05    | 5.76    | 5.98    | 5.90     |        |
|        |         | Stride duration (s)          | 0.431   | 0.446    | 0.454    | 0.451    | 0.444    | 0.429    | 0.426   | 0.439   | 0.403   | 0.411   | 0.435    |        |
|        |         | Stride efficiency (%)        | 55.31   | 52.38    | 49.46    | 54.32    | 54.20    | 53.76    | 59.86   | 57.27   | 51.81   | 55.92   | 54.32    |        |
|        |         | Stride count                 | 30.26   | 34.54    | 35.55    | 33.92    | 33.96    | 34.10    | 32.31   | 33.04   | 34.73   | 33.43   | 335.84   |        |

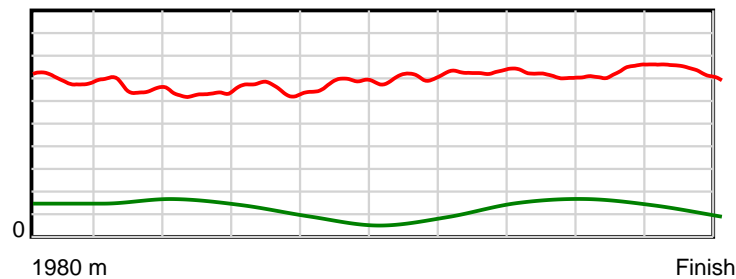
10 m Stride length



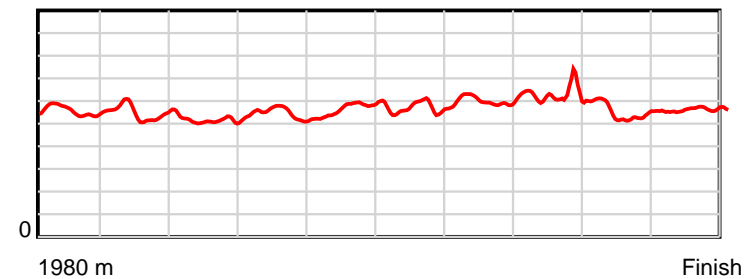
0.6 s Stride duration



20 m/sec Speed



100 % Stride efficiency



Note: Horizontal distance axis grid lines are 200m furlongs.

## Disclaimer.

HRNZ and NZMTC and Thoroughbred Ratings Pty Ltd accepts no responsibility for the completeness or accuracy of any of the information contained herein, and makes no representations about its suitability for any particular purpose. Users should make their own judgements about those matters and/or seek independent advice. You assume all risks associated with use of the data provided on this page.

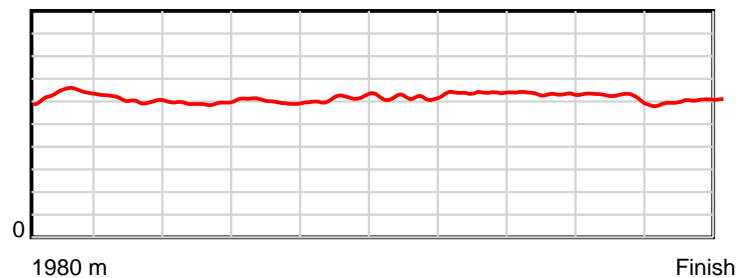


# Race Results

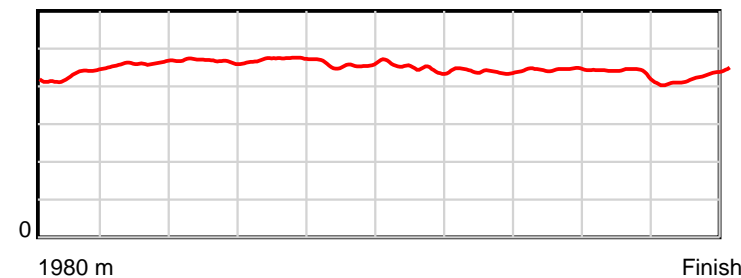
June 24, 2022, Race 12, FIRST DIRECT TAXIS MOBILE PACE, Distance 1980m, Addington - Survey 1980m

| Result | TAB no. | Horse (Barrier)              | 1980 to      | 1800m to     | 1600m to     | 1400m to     | 1200m to     | 1000m to    | 800m to     | 600m to     | 400m to     | 200m to   | Total or       | Margin |
|--------|---------|------------------------------|--------------|--------------|--------------|--------------|--------------|-------------|-------------|-------------|-------------|-----------|----------------|--------|
| 2nd    | 4       | <b>The Coalman (3)</b>       | <b>1800m</b> | <b>1600m</b> | <b>1400m</b> | <b>1200m</b> | <b>1000m</b> | <b>800m</b> | <b>600m</b> | <b>400m</b> | <b>200m</b> | <b>WP</b> | <b>Average</b> |        |
|        |         | Position in running (margin) | -            | 3(2.4)       | 6(3.8)       | 7(5.5)       | 8(6.0)       | 9(8.8)      | 9(5.8)      | 6(2.8)      | 6(3.6)      | 4(1.0)    |                | 1.60   |
|        |         | Sectional time (s)           | 12.12        | 15.56        | 15.96        | 15.70        | 15.04        | 15.00       | 13.75       | 14.60       | 14.36       | 14.19     |                |        |
|        |         | Cumulative time (s)          | 146.28       | 134.16       | 118.60       | 102.64       | 86.94        | 71.90       | 56.90       | 43.15       | 28.55       | 14.19     | 2:26.28        |        |
|        |         | Speed (m/s)                  | 14.86        | 12.85        | 12.53        | 12.74        | 13.30        | 13.33       | 14.55       | 13.70       | 13.93       | 14.09     | 13.54          |        |
|        |         | Stride length (m)            | 6.38         | 5.92         | 5.86         | 6.02         | 6.09         | 5.97        | 6.39        | 6.10        | 6.03        | 6.02      | 6.07           |        |
|        |         | Stride duration (s)          | 0.429        | 0.460        | 0.467        | 0.473        | 0.458        | 0.448       | 0.439       | 0.445       | 0.433       | 0.427     | 0.448          |        |
|        |         | Stride efficiency (%)        | 63.52        | 54.71        | 53.64        | 56.64        | 57.98        | 55.79       | 63.85       | 58.08       | 56.86       | 56.60     | 57.58          |        |
|        |         | Stride count                 | 28.23        | 33.80        | 34.14        | 33.22        | 32.83        | 33.47       | 31.29       | 32.81       | 33.15       | 33.23     | 326.17         |        |

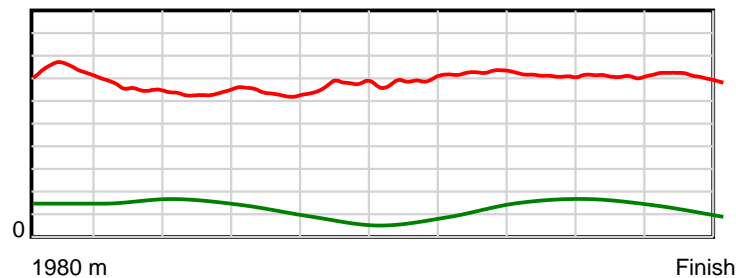
10 m Stride length



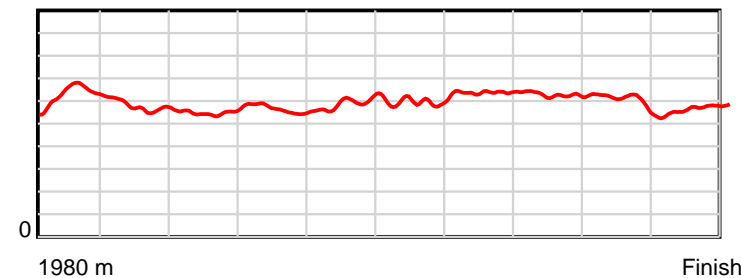
0.6 s Stride duration



20 m/sec Speed



100 % Stride efficiency



Note: Horizontal distance axis grid lines are 200m furlongs.

## Disclaimer.

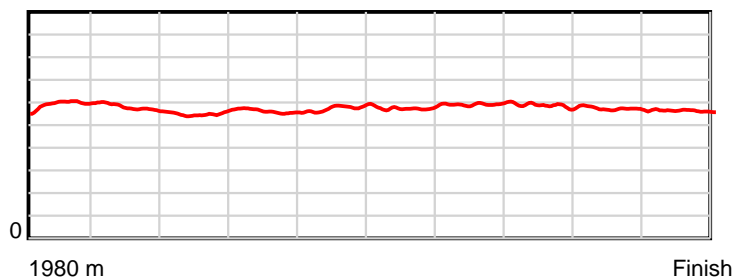
HRNZ and NZMTC and Thoroughbred Ratings Pty Ltd accepts no responsibility for the completeness or accuracy of any of the information contained herein, and makes no representations about its suitability for any particular purpose. Users should make their own judgements about those matters and/or seek independent advice. You assume all risks associated with use of the data provided on this page.

# Race Results

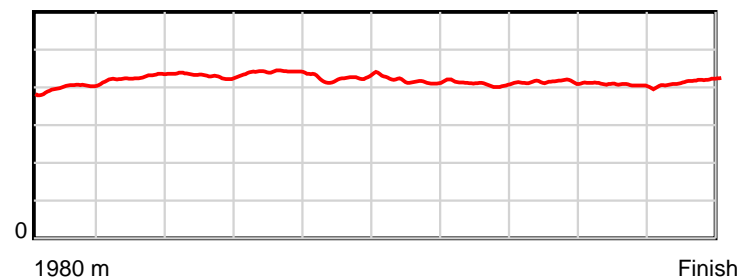
June 24, 2022, Race 12, FIRST DIRECT TAXIS MOBILE PACE, Distance 1980m, Addington - Survey 1980m

| Result | TAB no. | Horse (Barrier)              | 1980 to      | 1800m to     | 1600m to     | 1400m to     | 1200m to     | 1000m to    | 800m to     | 600m to     | 400m to     | 200m to   | Total or       | Margin |
|--------|---------|------------------------------|--------------|--------------|--------------|--------------|--------------|-------------|-------------|-------------|-------------|-----------|----------------|--------|
| 3rd    | 6       | <b>Best Trio (5)</b>         | <b>1800m</b> | <b>1600m</b> | <b>1400m</b> | <b>1200m</b> | <b>1000m</b> | <b>800m</b> | <b>600m</b> | <b>400m</b> | <b>200m</b> | <b>WP</b> | <b>Average</b> |        |
|        |         | Position in running (margin) | -            | 4(2.6)       | 3(2.4)       | 4(3.1)       | 7(4.5)       | 8(8.2)      | 7(4.2)      | 3(1.9)      | 4(2.6)      | 2(0.3)    |                | 4.50   |
|        |         | Sectional time (s)           | 12.10        | 15.30        | 15.78        | 15.84        | 15.18        | 14.84       | 13.86       | 14.60       | 14.40       | 14.86     |                |        |
|        |         | Cumulative time (s)          | 146.76       | 134.66       | 119.36       | 103.58       | 87.74        | 72.56       | 57.72       | 43.86       | 29.26       | 14.86     | 2:26.76        |        |
|        |         | Speed (m/s)                  | 14.88        | 13.07        | 12.67        | 12.63        | 13.18        | 13.48       | 14.43       | 13.70       | 13.89       | 13.46     | 13.49          |        |
|        |         | Stride length (m)            | 5.92         | 5.58         | 5.46         | 5.56         | 5.61         | 5.62        | 5.90        | 5.67        | 5.64        | 5.61      | 5.65           |        |
|        |         | Stride duration (s)          | 0.400        | 0.427        | 0.431        | 0.441        | 0.426        | 0.417       | 0.409       | 0.414       | 0.406       | 0.417     | 0.419          |        |
|        |         | Stride efficiency (%)        | 54.77        | 48.69        | 46.60        | 48.34        | 49.10        | 49.36       | 54.45       | 50.28       | 49.73       | 49.21     | 49.92          |        |
|        |         | Stride count                 | 30.41        | 35.83        | 36.63        | 35.96        | 35.68        | 35.58       | 33.88       | 35.26       | 35.45       | 35.64     | 350.32         |        |

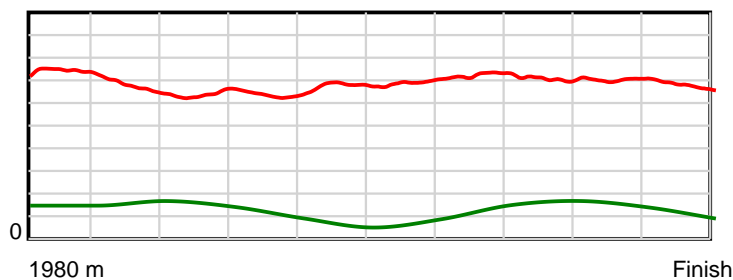
10 m Stride length



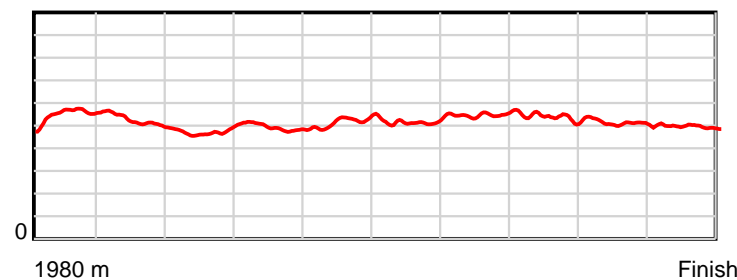
0.6 s Stride duration



20 m/sec Speed



100 % Stride efficiency



Note: Horizontal distance axis grid lines are 200m furlongs.

## Disclaimer.

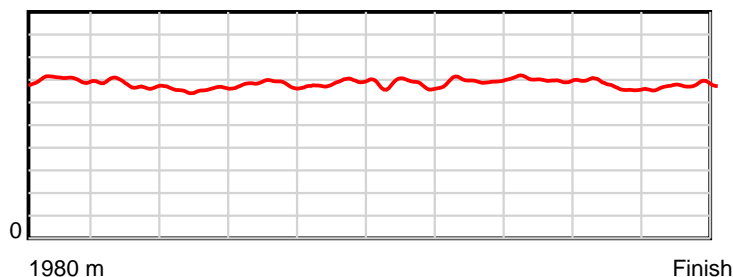
HRNZ and NZMTC and Thoroughbred Ratings Pty Ltd accepts no responsibility for the completeness or accuracy of any of the information contained herein, and makes no representations about its suitability for any particular purpose. Users should make their own judgements about those matters and/or seek independent advice. You assume all risks associated with use of the data provided on this page.

# Race Results

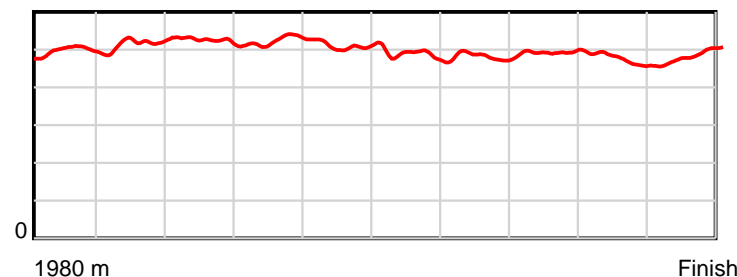
June 24, 2022, Race 12, FIRST DIRECT TAXIS MOBILE PACE, Distance 1980m, Addington - Survey 1980m

| Result | TAB no. | Horse (Barrier)              | 1980 to | 1800m to | 1600m to | 1400m to | 1200m to | 1000m to | 800m to | 600m to | 400m to | 200m to | Total or | Margin |
|--------|---------|------------------------------|---------|----------|----------|----------|----------|----------|---------|---------|---------|---------|----------|--------|
| 4th    | 13      | Morrissey (11)               | 1800m   | 1600m    | 1400m    | 1200m    | 1000m    | 800m     | 600m    | 400m    | 200m    | WP      | Average  |        |
|        |         | Position in running (margin) | -       | 11(8.6)  | 11(8.7)  | 11(11.3) | 11(9.9)  | 11(12.9) | 11(7.5) | 9(4.7)  | 9(5.1)  | 8(2.6)  |          | 5.00   |
|        |         | Sectional time (s)           | 13.17   | 15.36    | 16.10    | 15.37    | 15.07    | 14.59    | 13.79   | 14.53   | 14.37   | 14.50   |          |        |
|        |         | Cumulative time (s)          | 146.85  | 133.68   | 118.32   | 102.22   | 86.85    | 71.78    | 57.19   | 43.40   | 28.87   | 14.50   | 2:26.85  |        |
|        |         | Speed (m/s)                  | 13.67   | 13.02    | 12.42    | 13.01    | 13.27    | 13.71    | 14.50   | 13.76   | 13.92   | 13.79   | 13.48    |        |
|        |         | Stride length (m)            | 7.03    | 6.71     | 6.53     | 6.82     | 6.78     | 6.65     | 7.00    | 6.78    | 6.56    | 6.73    | 6.75     |        |
|        |         | Stride duration (s)          | 0.500   | 0.515    | 0.525    | 0.524    | 0.511    | 0.485    | 0.483   | 0.493   | 0.471   | 0.488   | 0.501    |        |
|        |         | Stride efficiency (%)        | 77.13   | 70.38    | 66.55    | 72.72    | 71.80    | 69.13    | 76.59   | 71.92   | 67.22   | 70.84   | 71.26    |        |
|        |         | Stride count                 | 25.62   | 29.80    | 30.65    | 29.32    | 29.50    | 30.07    | 28.57   | 29.48   | 30.49   | 29.70   | 293.20   |        |

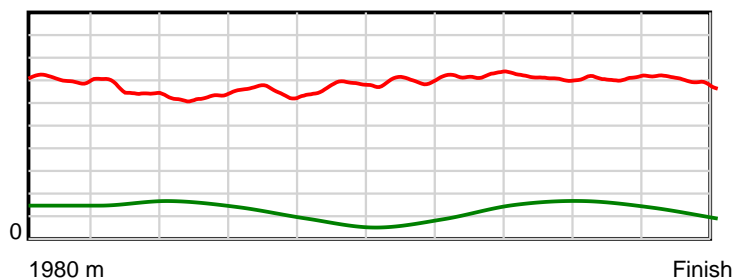
10 m Stride length



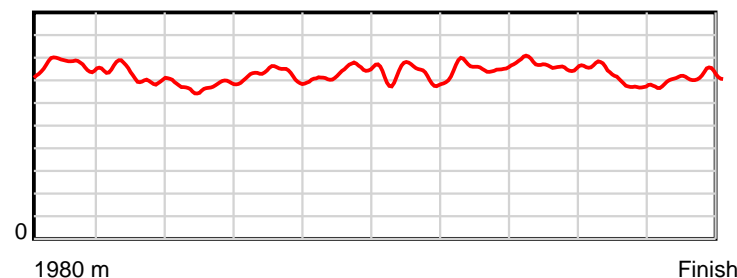
0.6 s Stride duration



20 m/sec Speed



100 % Stride efficiency



Note: Horizontal distance axis grid lines are 200m furlongs.

**Disclaimer.**

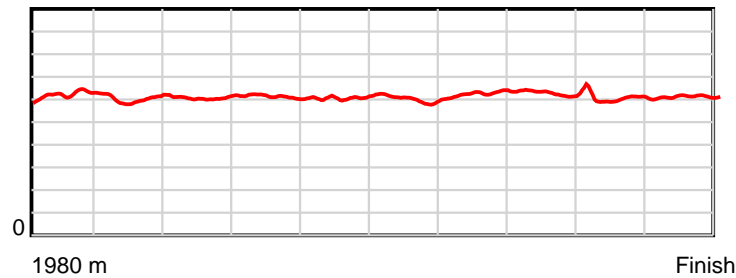
HRNZ and NZMTC and Thoroughbred Ratings Pty Ltd accepts no responsibility for the completeness or accuracy of any of the information contained herein, and makes no representations about its suitability for any particular purpose. Users should make their own judgements about those matters and/or seek independent advice. You assume all risks associated with use of the data provided on this page.

# Race Results

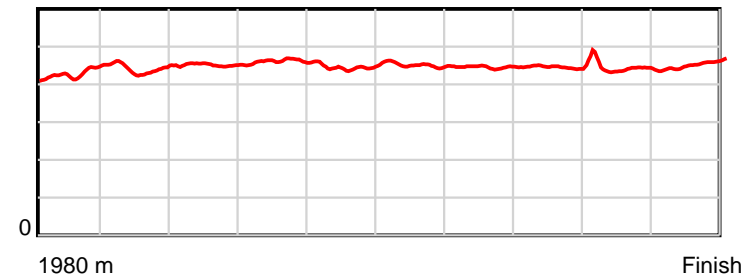
June 24, 2022, Race 12, FIRST DIRECT TAXIS MOBILE PACE, Distance 1980m, Addington - Survey 1980m

| Result | TAB no. | Horse (Barrier)              | 1980 to | 1800m to | 1600m to | 1400m to | 1200m to | 1000m to | 800m to | 600m to | 400m to | 200m to | Total or | Margin |
|--------|---------|------------------------------|---------|----------|----------|----------|----------|----------|---------|---------|---------|---------|----------|--------|
| 5th    | 5       | Marshmellow Mi... (4)        | 1800m   | 1600m    | 1400m    | 1200m    | 1000m    | 800m     | 600m    | 400m    | 200m    | WP      | Average  |        |
|        |         | Position in running (margin) | -       | 8(4.7)   | 7(4.4)   | 6(3.2)   | 3(0.8)   | 3(2.7)   | 2(2.2)  | 4(2.5)  | 3(2.6)  | 6(1.9)  |          | 7.00   |
|        |         | Sectional time (s)           | 12.50   | 15.28    | 15.46    | 15.21    | 14.88    | 15.42    | 14.30   | 14.49   | 14.67   | 14.99   |          |        |
|        |         | Cumulative time (s)          | 147.20  | 134.70   | 119.42   | 103.96   | 88.75    | 73.87    | 58.45   | 44.15   | 29.66   | 14.99   | 2:27.20  |        |
|        |         | Speed (m/s)                  | 14.41   | 13.09    | 12.94    | 13.15    | 13.44    | 12.97    | 13.99   | 13.80   | 13.63   | 13.34   | 13.45    |        |
|        |         | Stride length (m)            | 6.22    | 5.78     | 5.83     | 6.07     | 5.99     | 5.84     | 6.23    | 6.19    | 5.99    | 6.07    | 6.01     |        |
|        |         | Stride duration (s)          | 0.429   | 0.441    | 0.450    | 0.461    | 0.445    | 0.450    | 0.445   | 0.448   | 0.439   | 0.455   | 0.447    |        |
|        |         | Stride efficiency (%)        | 60.53   | 52.16    | 53.03    | 57.48    | 55.98    | 53.29    | 60.57   | 59.86   | 55.98   | 57.52   | 56.48    |        |
|        |         | Stride count                 | 28.92   | 34.62    | 34.33    | 32.98    | 33.42    | 34.25    | 32.12   | 32.31   | 33.42   | 32.97   | 329.34   |        |

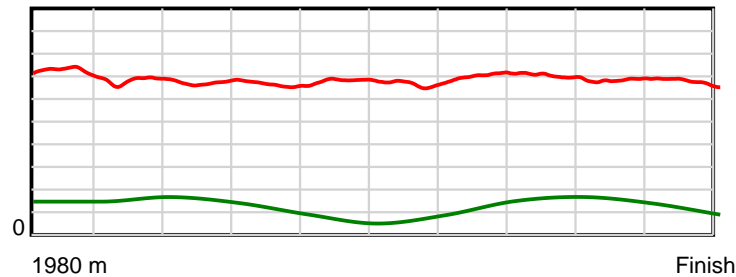
10 m Stride length



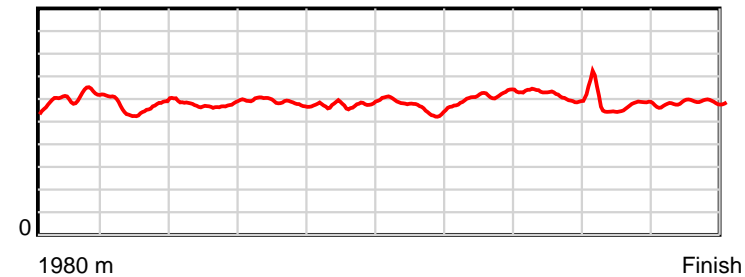
0.6 s Stride duration



20 m/sec Speed



100 % Stride efficiency



Note: Horizontal distance axis grid lines are 200m furlongs.

### Disclaimer.

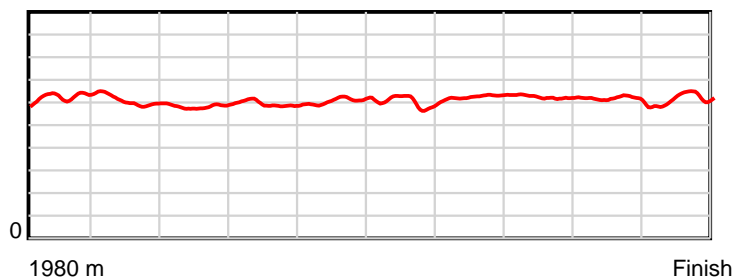
HRNZ and NZMTC and Thoroughbred Ratings Pty Ltd accepts no responsibility for the completeness or accuracy of any of the information contained herein, and makes no representations about its suitability for any particular purpose. Users should make their own judgements about those matters and/or seek independent advice. You assume all risks associated with use of the data provided on this page.

# Race Results

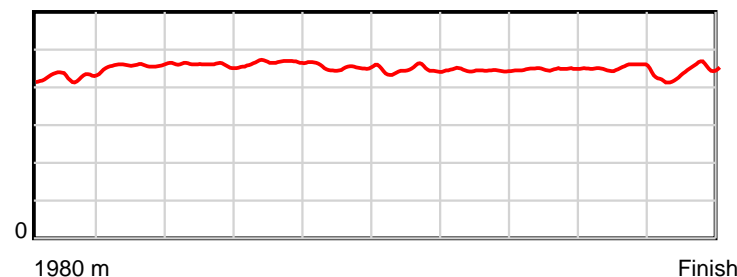
June 24, 2022, Race 12, FIRST DIRECT TAXIS MOBILE PACE, Distance 1980m, Addington - Survey 1980m

| Result | TAB no. | Horse (Barrier)              | 1980 to      | 1800m to     | 1600m to     | 1400m to     | 1200m to     | 1000m to    | 800m to     | 600m to     | 400m to     | 200m to   | Total or       | Margin |
|--------|---------|------------------------------|--------------|--------------|--------------|--------------|--------------|-------------|-------------|-------------|-------------|-----------|----------------|--------|
| 6th    | 11      | <b>Tasman Tempest (9)</b>    | <b>1800m</b> | <b>1600m</b> | <b>1400m</b> | <b>1200m</b> | <b>1000m</b> | <b>800m</b> | <b>600m</b> | <b>400m</b> | <b>200m</b> | <b>WP</b> | <b>Average</b> |        |
|        |         | Position in running (margin) | -            | 7(4.7)       | 9(5.8)       | 9(6.8)       | 10(7.7)      | 10(10.7)    | 10(7.2)     | 12(7.3)     | 12(8.1)     | 12(6.7)   |                | 8.20   |
|        |         | Sectional time (s)           | 12.44        | 15.52        | 15.83        | 15.76        | 15.07        | 14.91       | 14.27       | 14.60       | 14.56       | 14.43     |                |        |
|        |         | Cumulative time (s)          | 147.39       | 134.95       | 119.43       | 103.60       | 87.84        | 72.77       | 57.86       | 43.59       | 28.99       | 14.43     | 2:27.39        |        |
|        |         | Speed (m/s)                  | 14.47        | 12.89        | 12.63        | 12.69        | 13.27        | 13.41       | 14.02       | 13.70       | 13.74       | 13.86     | 13.43          |        |
|        |         | Stride length (m)            | 6.29         | 5.91         | 5.81         | 5.92         | 6.01         | 5.97        | 6.24        | 6.15        | 6.18        | 6.13      | 6.06           |        |
|        |         | Stride duration (s)          | 0.429        | 0.459        | 0.460        | 0.466        | 0.453        | 0.445       | 0.445       | 0.449       | 0.450       | 0.442     | 0.451          |        |
|        |         | Stride efficiency (%)        | 61.90        | 54.58        | 52.77        | 54.69        | 56.52        | 55.77       | 60.86       | 59.04       | 59.76       | 58.65     | 57.30          |        |
|        |         | Stride count                 | 28.60        | 33.84        | 34.42        | 33.81        | 33.26        | 33.48       | 32.05       | 32.54       | 32.34       | 32.65     | 326.99         |        |

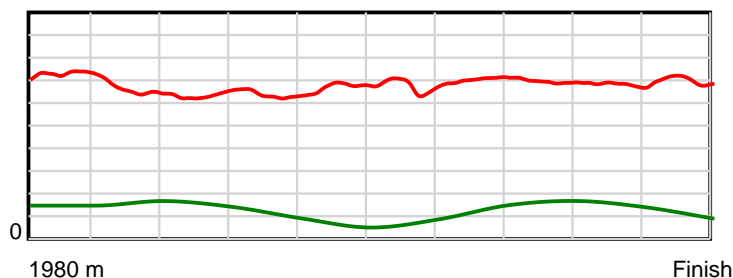
10 m Stride length



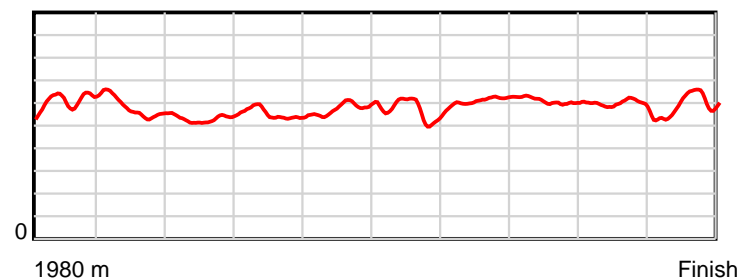
0.6 s Stride duration



20 m/sec Speed



100 % Stride efficiency



Note: Horizontal distance axis grid lines are 200m furlongs.

## Disclaimer.

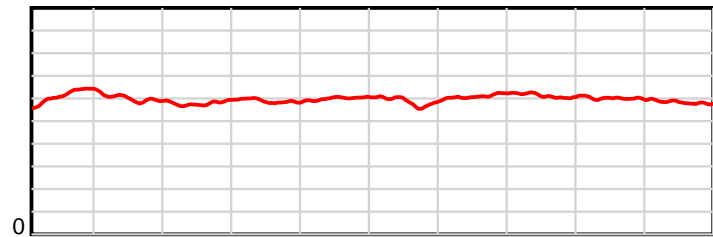
HRNZ and NZMTC and Thoroughbred Ratings Pty Ltd accepts no responsibility for the completeness or accuracy of any of the information contained herein, and makes no representations about its suitability for any particular purpose. Users should make their own judgements about those matters and/or seek independent advice. You assume all risks associated with use of the data provided on this page.

# Race Results

June 24, 2022, Race 12, FIRST DIRECT TAXIS MOBILE PACE, Distance 1980m, Addington - Survey 1980m

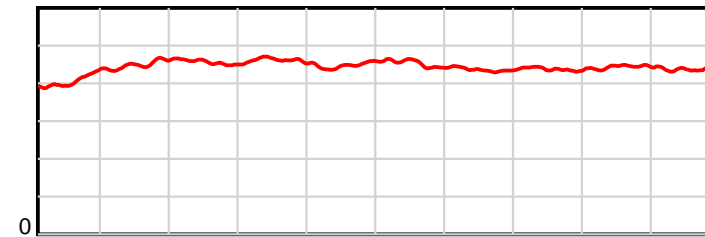
| Result | TAB no. | Horse (Barrier)              | 1980 to      | 1800m to     | 1600m to     | 1400m to     | 1200m to     | 1000m to    | 800m to     | 600m to     | 400m to     | 200m to   | Total or       | Margin |
|--------|---------|------------------------------|--------------|--------------|--------------|--------------|--------------|-------------|-------------|-------------|-------------|-----------|----------------|--------|
| 7th    | 3       | <b>Emmy (2)</b>              | <b>1800m</b> | <b>1600m</b> | <b>1400m</b> | <b>1200m</b> | <b>1000m</b> | <b>800m</b> | <b>600m</b> | <b>400m</b> | <b>200m</b> | <b>WP</b> | <b>Average</b> |        |
|        |         | Position in running (margin) | -            | 2(0.9)       | 2(0.3)       | 2(0.8)       | 4(1.3)       | 4(2.9)      | 5(3.8)      | 7(3.5)      | 5(3.5)      | 9(3.1)    |                | 8.30   |
|        |         | Sectional time (s)           | 12.01        | 15.25        | 15.75        | 15.68        | 14.85        | 15.64       | 14.20       | 14.48       | 14.72       | 14.84     |                |        |
|        |         | Cumulative time (s)          | 147.42       | 135.41       | 120.16       | 104.41       | 88.73        | 73.88       | 58.24       | 44.04       | 29.56       | 14.84     | 2:27.42        |        |
|        |         | Speed (m/s)                  | 14.99        | 13.11        | 12.70        | 12.76        | 13.47        | 12.79       | 14.08       | 13.81       | 13.59       | 13.48     | 13.43          |        |
|        |         | Stride length (m)            | 6.17         | 5.91         | 5.79         | 5.89         | 6.03         | 5.78        | 6.14        | 6.05        | 6.03        | 5.88      | 5.96           |        |
|        |         | Stride duration (s)          | 0.409        | 0.450        | 0.456        | 0.462        | 0.448        | 0.452       | 0.436       | 0.438       | 0.444       | 0.437     | 0.444          |        |
|        |         | Stride efficiency (%)        | 59.52        | 54.50        | 52.35        | 54.28        | 56.80        | 52.26       | 58.95       | 57.12       | 56.78       | 54.09     | 55.55          |        |
|        |         | Stride count                 | 29.17        | 33.87        | 34.55        | 33.94        | 33.17        | 34.58       | 32.56       | 33.08       | 33.18       | 33.99     | 332.09         |        |

10 m Stride length



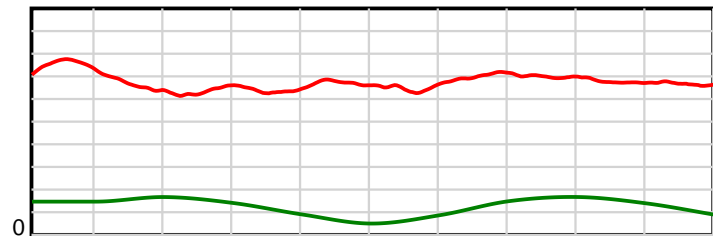
1980 m Finish

0.6 s Stride duration



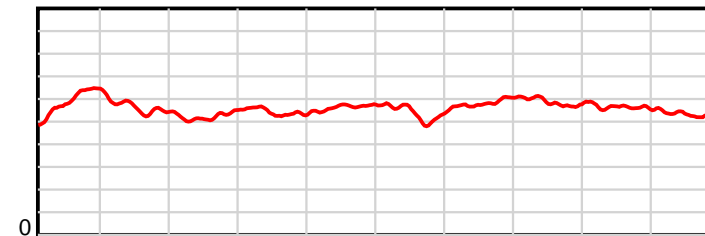
1980 m Finish

20 m/sec Speed



1980 m Finish

100 % Stride efficiency



1980 m Finish

Note: Horizontal distance axis grid lines are 200m furlongs.

## Disclaimer.

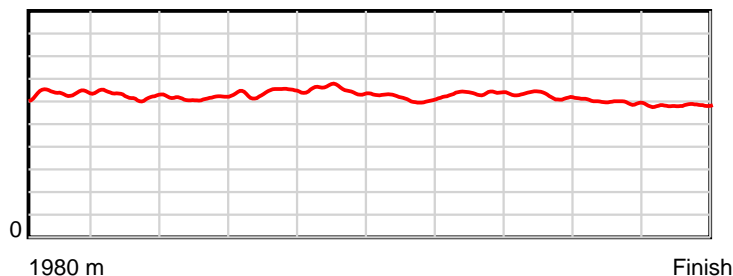
HRNZ and NZMTC and Thoroughbred Ratings Pty Ltd accepts no responsibility for the completeness or accuracy of any of the information contained herein, and makes no representations about its suitability for any particular purpose. Users should make their own judgements about those matters and/or seek independent advice. You assume all risks associated with use of the data provided on this page.

# Race Results

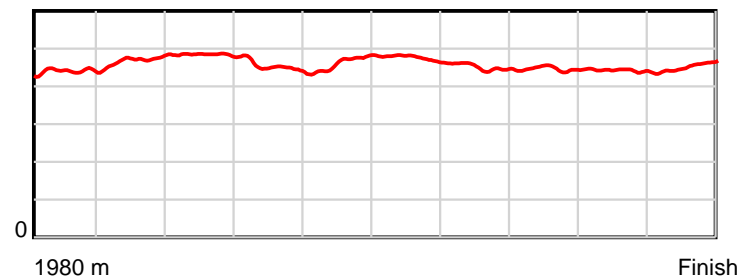
June 24, 2022, Race 12, FIRST DIRECT TAXIS MOBILE PACE, Distance 1980m, Addington - Survey 1980m

| Result | TAB no. | Horse (Barrier)              | 1980 to      | 1800m to     | 1600m to     | 1400m to     | 1200m to     | 1000m to    | 800m to     | 600m to     | 400m to     | 200m to   | Total or       | Margin |
|--------|---------|------------------------------|--------------|--------------|--------------|--------------|--------------|-------------|-------------|-------------|-------------|-----------|----------------|--------|
| 8th    | 12      | <b>Emma's Boy (10)</b>       | <b>1800m</b> | <b>1600m</b> | <b>1400m</b> | <b>1200m</b> | <b>1000m</b> | <b>800m</b> | <b>600m</b> | <b>400m</b> | <b>200m</b> | <b>WP</b> | <b>Average</b> |        |
|        |         | Position in running (margin) | -            | 10(6.7)      | 10(8.3)      | 10(9.6)      | 2(0.5)       | 1(0.0)      | 1(0.0)      | 1(0.0)      | 1(0.0)      | 1(0.0)    |                | 8.50   |
|        |         | Sectional time (s)           | 13.00        | 15.59        | 15.88        | 14.09        | 14.49        | 15.50       | 14.25       | 14.48       | 14.78       | 15.39     |                |        |
|        |         | Cumulative time (s)          | 147.45       | 134.45       | 118.86       | 102.98       | 88.89        | 74.40       | 58.90       | 44.65       | 30.17       | 15.39     | 2:27.45        |        |
|        |         | Speed (m/s)                  | 13.85        | 12.83        | 12.59        | 14.19        | 13.80        | 12.90       | 14.04       | 13.81       | 13.53       | 13.00     | 13.43          |        |
|        |         | Stride length (m)            | 6.37         | 6.03         | 6.09         | 6.41         | 6.40         | 6.12        | 6.32        | 6.16        | 5.98        | 5.89      | 6.17           |        |
|        |         | Stride duration (s)          | 0.442        | 0.470        | 0.484        | 0.451        | 0.464        | 0.475       | 0.450       | 0.446       | 0.442       | 0.453     | 0.459          |        |
|        |         | Stride efficiency (%)        | 63.38        | 56.79        | 57.94        | 64.11        | 64.05        | 58.57       | 62.41       | 59.35       | 55.84       | 54.13     | 59.47          |        |
|        |         | Stride count                 | 28.26        | 33.18        | 32.84        | 31.22        | 31.24        | 32.67       | 31.65       | 32.45       | 33.46       | 33.98     | 320.95         |        |

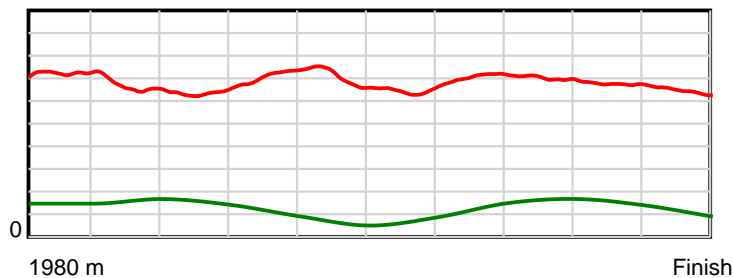
10 m Stride length



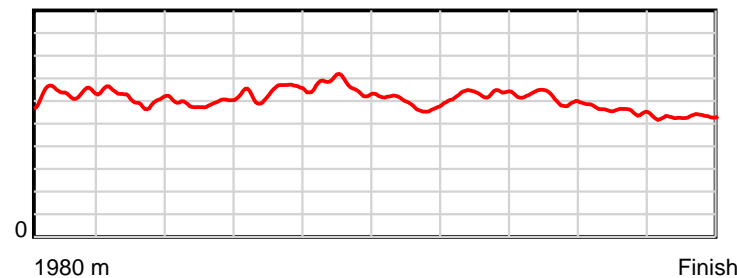
0.6 s Stride duration



20 m/sec Speed



100 % Stride efficiency



Note: Horizontal distance axis grid lines are 200m furlongs.

## Disclaimer.

HRNZ and NZMTC and Thoroughbred Ratings Pty Ltd accepts no responsibility for the completeness or accuracy of any of the information contained herein, and makes no representations about its suitability for any particular purpose. Users should make their own judgements about those matters and/or seek independent advice. You assume all risks associated with use of the data provided on this page.

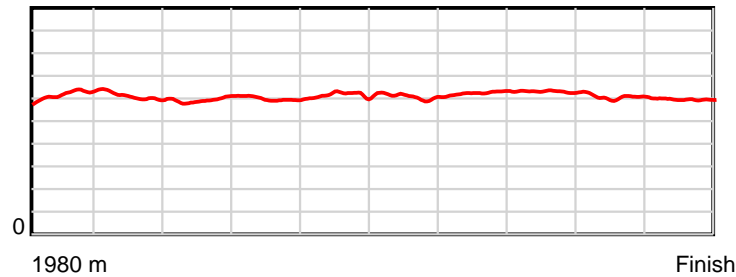


# Race Results

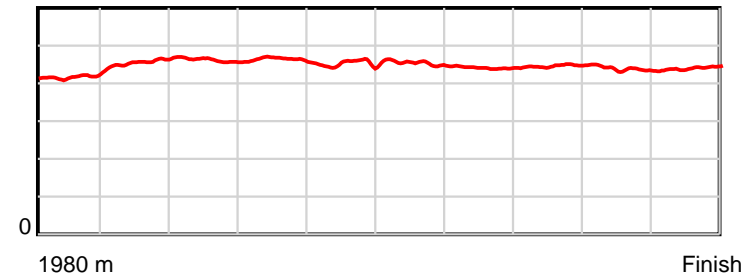
June 24, 2022, Race 12, FIRST DIRECT TAXIS MOBILE PACE, Distance 1980m, Addington - Survey 1980m

| Result | TAB no. | Horse (Barrier)              | 1980 to | 1800m to | 1600m to | 1400m to | 1200m to | 1000m to | 800m to | 600m to | 400m to | 200m to | Total or | Margin |
|--------|---------|------------------------------|---------|----------|----------|----------|----------|----------|---------|---------|---------|---------|----------|--------|
| 9th    | 2       | Scared Stiff (1)             | 1800m   | 1600m    | 1400m    | 1200m    | 1000m    | 800m     | 600m    | 400m    | 200m    | WP      | Average  |        |
|        |         | Position in running (margin) | -       | 6(3.5)   | 5(2.7)   | 5(3.1)   | 6(3.2)   | 5(4.5)   | 6(4.0)  | 8(4.0)  | 8(4.7)  | 10(4.4) |          | 9.40   |
|        |         | Sectional time (s)           | 12.35   | 15.20    | 15.73    | 15.61    | 14.80    | 15.41    | 14.26   | 14.59   | 14.73   | 14.92   |          |        |
|        |         | Cumulative time (s)          | 147.60  | 135.25   | 120.05   | 104.32   | 88.71    | 73.91    | 58.50   | 44.24   | 29.65   | 14.92   | 2:27.60  |        |
|        |         | Speed (m/s)                  | 14.58   | 13.16    | 12.71    | 12.81    | 13.51    | 12.98    | 14.03   | 13.71   | 13.58   | 13.40   | 13.42    |        |
|        |         | Stride length (m)            | 6.17    | 6.00     | 5.88     | 5.94     | 6.11     | 5.89     | 6.19    | 6.12    | 5.95    | 5.90    | 6.01     |        |
|        |         | Stride duration (s)          | 0.417   | 0.456    | 0.462    | 0.464    | 0.452    | 0.454    | 0.441   | 0.446   | 0.438   | 0.440   | 0.448    |        |
|        |         | Stride efficiency (%)        | 59.40   | 56.20    | 53.94    | 55.19    | 58.34    | 54.20    | 59.80   | 58.48   | 55.38   | 54.44   | 56.45    |        |
|        |         | Stride count                 | 29.19   | 33.35    | 34.04    | 33.65    | 32.73    | 33.96    | 32.33   | 32.69   | 33.60   | 33.88   | 329.42   |        |

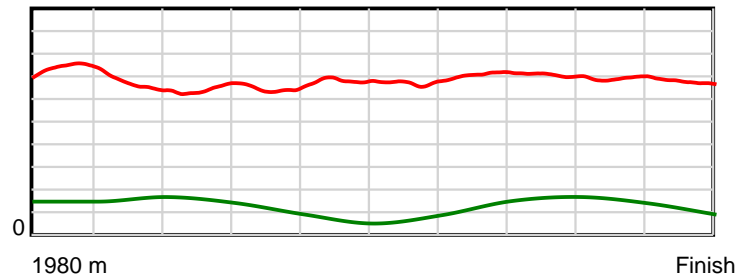
10 m Stride length



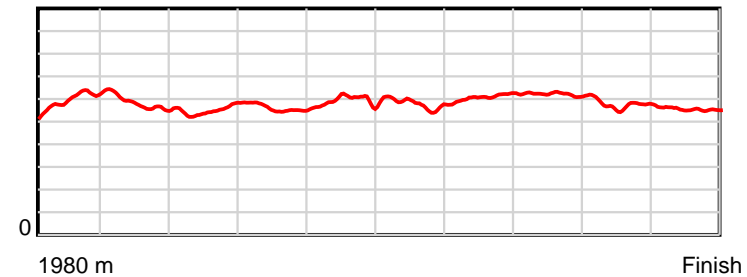
0.6 s Stride duration



20 m/sec Speed



100 % Stride efficiency



Note: Horizontal distance axis grid lines are 200m furlongs.

## Disclaimer.

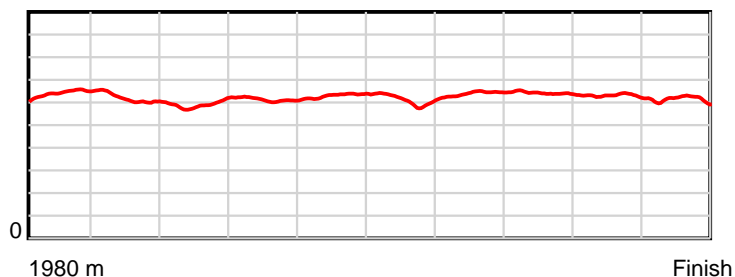
HRNZ and NZMTC and Thoroughbred Ratings Pty Ltd accepts no responsibility for the completeness or accuracy of any of the information contained herein, and makes no representations about its suitability for any particular purpose. Users should make their own judgements about those matters and/or seek independent advice. You assume all risks associated with use of the data provided on this page.

# Race Results

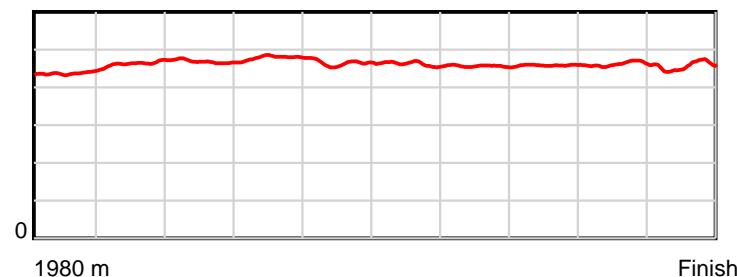
June 24, 2022, Race 12, FIRST DIRECT TAXIS MOBILE PACE, Distance 1980m, Addington - Survey 1980m

| Result | TAB no. | Horse (Barrier)              | 1980 to | 1800m to | 1600m to | 1400m to | 1200m to | 1000m to | 800m to | 600m to | 400m to | 200m to | Total or | Margin |
|--------|---------|------------------------------|---------|----------|----------|----------|----------|----------|---------|---------|---------|---------|----------|--------|
| 10th   | 10      | Arden's Sweeth... (8)        | 1800m   | 1600m    | 1400m    | 1200m    | 1000m    | 800m     | 600m    | 400m    | 200m    | WP      | Average  |        |
|        |         | Position in running (margin) | -       | 9(5.4)   | 8(4.7)   | 8(5.7)   | 9(6.2)   | 7(6.9)   | 8(5.2)  | 10(5.4) | 10(6.4) | 11(5.2) |          | 10.00  |
|        |         | Sectional time (s)           | 12.62   | 15.20    | 15.85    | 15.68    | 14.68    | 15.23    | 14.27   | 14.64   | 14.60   | 14.94   |          |        |
|        |         | Cumulative time (s)          | 147.71  | 135.09   | 119.89   | 104.04   | 88.36    | 73.68    | 58.45   | 44.18   | 29.54   | 14.94   | 2:27.71  |        |
|        |         | Speed (m/s)                  | 14.27   | 13.16    | 12.62    | 12.76    | 13.62    | 13.13    | 14.02   | 13.66   | 13.70   | 13.39   | 13.41    |        |
|        |         | Stride length (m)            | 6.42    | 6.10     | 5.91     | 6.11     | 6.32     | 6.07     | 6.39    | 6.27    | 6.33    | 6.12    | 6.20     |        |
|        |         | Stride duration (s)          | 0.438   | 0.464    | 0.468    | 0.479    | 0.464    | 0.462    | 0.456   | 0.459   | 0.462   | 0.457   | 0.462    |        |
|        |         | Stride efficiency (%)        | 64.34   | 58.16    | 54.59    | 58.36    | 62.35    | 57.50    | 63.84   | 61.43   | 62.52   | 58.50   | 60.00    |        |
|        |         | Stride count                 | 28.05   | 32.78    | 33.84    | 32.73    | 31.66    | 32.97    | 31.29   | 31.90   | 31.62   | 32.69   | 319.53   |        |

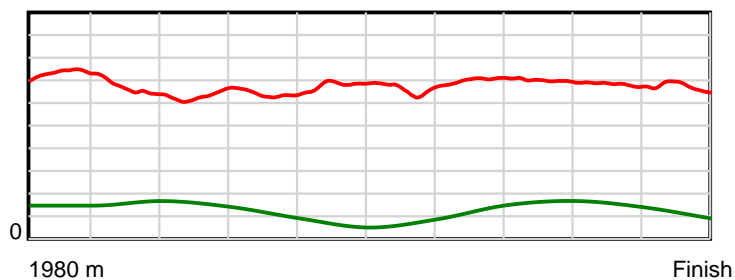
10 m Stride length



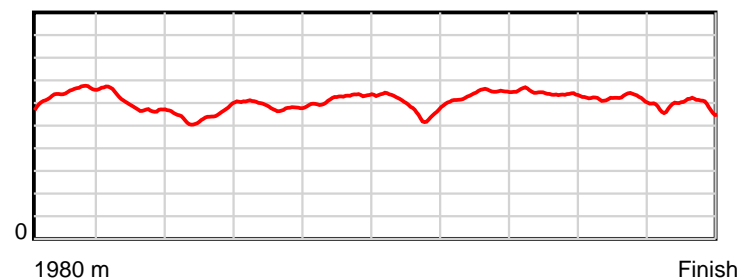
0.6 s Stride duration



20 m/sec Speed



100 % Stride efficiency



Note: Horizontal distance axis grid lines are 200m furlongs.

**Disclaimer.**

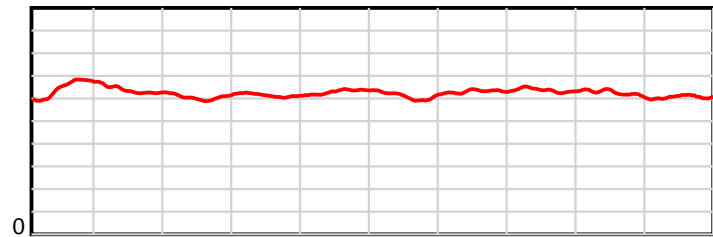
HRNZ and NZMTC and Thoroughbred Ratings Pty Ltd accepts no responsibility for the completeness or accuracy of any of the information contained herein, and makes no representations about its suitability for any particular purpose. Users should make their own judgements about those matters and/or seek independent advice. You assume all risks associated with use of the data provided on this page.

# Race Results

June 24, 2022, Race 12, FIRST DIRECT TAXIS MOBILE PACE, Distance 1980m, Addington - Survey 1980m

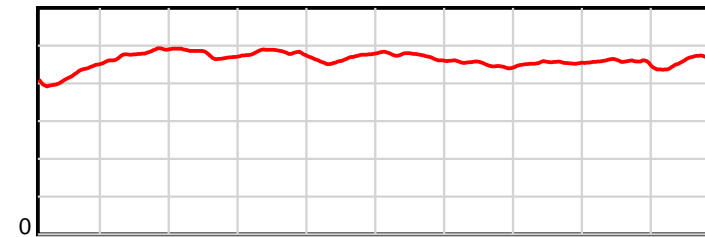
| Result | TAB no. | Horse (Barrier)              | 1980 to      | 1800m to     | 1600m to     | 1400m to     | 1200m to     | 1000m to    | 800m to     | 600m to     | 400m to     | 200m to   | Total or       | Margin |
|--------|---------|------------------------------|--------------|--------------|--------------|--------------|--------------|-------------|-------------|-------------|-------------|-----------|----------------|--------|
| 11th   | 8       | <b>Franco Stefan (7)</b>     | <b>1800m</b> | <b>1600m</b> | <b>1400m</b> | <b>1200m</b> | <b>1000m</b> | <b>800m</b> | <b>600m</b> | <b>400m</b> | <b>200m</b> | <b>WP</b> | <b>Average</b> |        |
|        |         | Position in running (margin) | -            | 1(0.0)       | 1(0.0)       | 1(0.0)       | 1(0.0)       | 2(1.9)      | 3(2.4)      | 5(2.7)      | 7(3.9)      | 7(2.2)    |                | 10.10  |
|        |         | Sectional time (s)           | 11.73        | 15.34        | 15.67        | 15.61        | 14.90        | 15.58       | 14.28       | 14.69       | 14.50       | 15.42     |                |        |
|        |         | Cumulative time (s)          | 147.72       | 135.99       | 120.65       | 104.98       | 89.37        | 74.47       | 58.89       | 44.61       | 29.92       | 15.42     | 2:27.72        |        |
|        |         | Speed (m/s)                  | 15.35        | 13.04        | 12.76        | 12.81        | 13.42        | 12.84       | 14.01       | 13.61       | 13.79       | 12.97     | 13.40          |        |
|        |         | Stride length (m)            | 6.51         | 6.26         | 6.09         | 6.17         | 6.26         | 6.05        | 6.31        | 6.19        | 6.29        | 6.01      | 6.21           |        |
|        |         | Stride duration (s)          | 0.423        | 0.480        | 0.477        | 0.482        | 0.466        | 0.472       | 0.450       | 0.454       | 0.456       | 0.464     | 0.463          |        |
|        |         | Stride efficiency (%)        | 66.29        | 61.23        | 57.96        | 59.55        | 61.22        | 57.28       | 62.18       | 59.81       | 61.83       | 56.54     | 60.24          |        |
|        |         | Stride count                 | 27.64        | 31.95        | 32.84        | 32.40        | 31.95        | 33.03       | 31.71       | 32.33       | 31.79       | 33.25     | 318.89         |        |

10 m Stride length



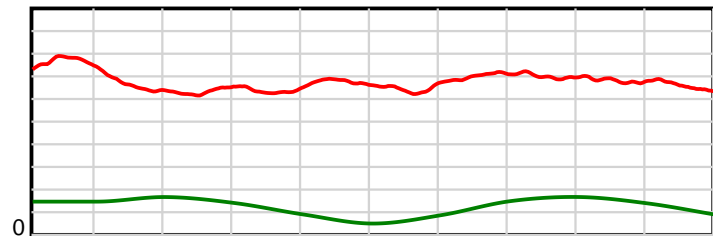
1980 m Finish

0.6 s Stride duration



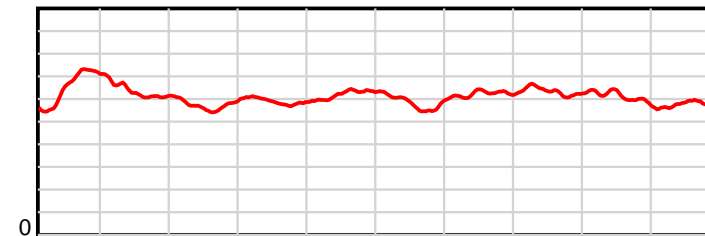
1980 m Finish

20 m/sec Speed



1980 m Finish

100 % Stride efficiency



1980 m Finish

Note: Horizontal distance axis grid lines are 200m furlongs.

**Disclaimer.**

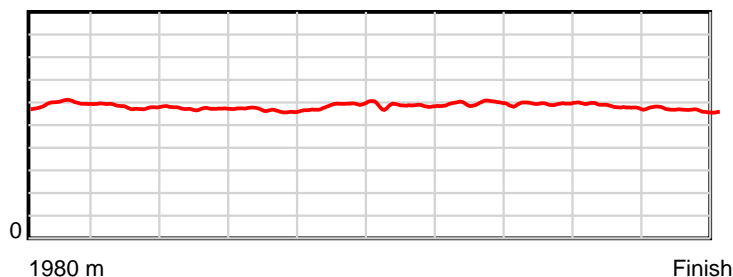
HRNZ and NZMTC and Thoroughbred Ratings Pty Ltd accepts no responsibility for the completeness or accuracy of any of the information contained herein, and makes no representations about its suitability for any particular purpose. Users should make their own judgements about those matters and/or seek independent advice. You assume all risks associated with use of the data provided on this page.

# Race Results

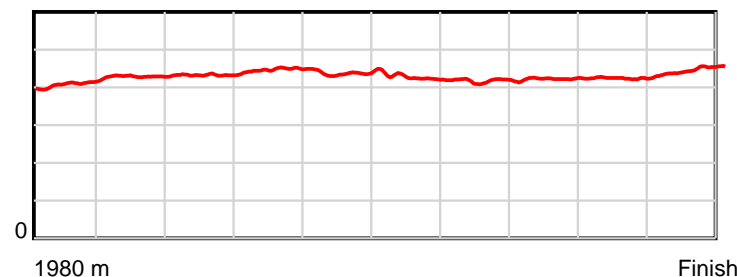
June 24, 2022, Race 12, FIRST DIRECT TAXIS MOBILE PACE, Distance 1980m, Addington - Survey 1980m

| Result | TAB no. | Horse (Barrier)              | 1980 to | 1800m to | 1600m to | 1400m to | 1200m to | 1000m to | 800m to | 600m to | 400m to | 200m to | Total or | Margin |
|--------|---------|------------------------------|---------|----------|----------|----------|----------|----------|---------|---------|---------|---------|----------|--------|
| 12th   | 7       | Luminite (6)                 | 1800m   | 1600m    | 1400m    | 1200m    | 1000m    | 800m     | 600m    | 400m    | 200m    | WP      | Average  |        |
|        |         | Position in running (margin) | -       | 5(3.3)   | 4(2.7)   | 3(1.4)   | 5(2.5)   | 6(5.4)   | 4(2.5)  | 2(0.2)  | 2(1.7)  | 3(0.9)  |          | 11.00  |
|        |         | Sectional time (s)           | 12.41   | 15.22    | 15.46    | 15.78    | 15.07    | 15.02    | 13.85   | 14.73   | 14.66   | 15.68   |          |        |
|        |         | Cumulative time (s)          | 147.88  | 135.47   | 120.25   | 104.79   | 89.01    | 73.94    | 58.92   | 45.07   | 30.34   | 15.68   | 2:27.88  |        |
|        |         | Speed (m/s)                  | 14.51   | 13.14    | 12.94    | 12.67    | 13.27    | 13.32    | 14.44   | 13.58   | 13.64   | 12.76   | 13.39    |        |
|        |         | Stride length (m)            | 5.97    | 5.63     | 5.60     | 5.67     | 5.82     | 5.67     | 6.02    | 5.75    | 5.80    | 5.71    | 5.76     |        |
|        |         | Stride duration (s)          | 0.408   | 0.429    | 0.433    | 0.447    | 0.438    | 0.425    | 0.417   | 0.423   | 0.425   | 0.447   | 0.430    |        |
|        |         | Stride efficiency (%)        | 55.78   | 49.61    | 49.01    | 50.23    | 52.86    | 50.15    | 56.70   | 51.62   | 52.57   | 50.88   | 51.82    |        |
|        |         | Stride count                 | 30.13   | 35.50    | 35.71    | 35.27    | 34.39    | 35.30    | 33.20   | 34.80   | 34.48   | 35.05   | 343.83   |        |

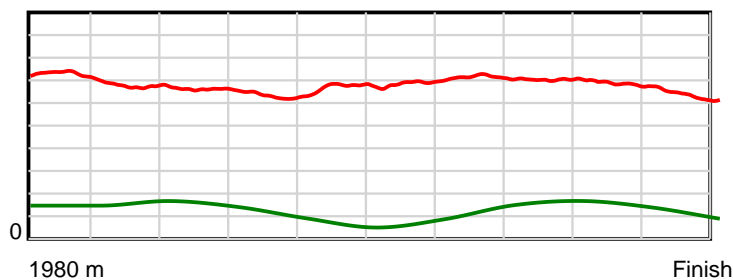
10 m Stride length



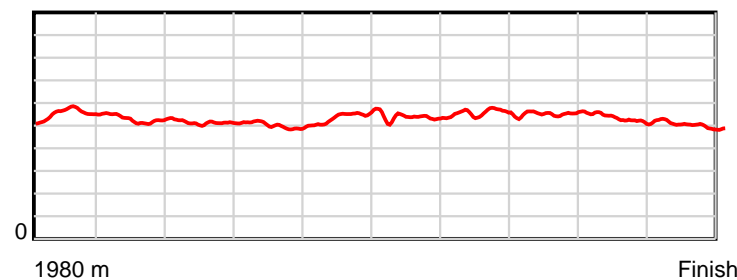
0.6 s Stride duration



20 m/sec Speed



100 % Stride efficiency



Note: Horizontal distance axis grid lines are 200m furlongs.

**Disclaimer.**

HRNZ and NZMTC and Thoroughbred Ratings Pty Ltd accepts no responsibility for the completeness or accuracy of any of the information contained herein, and makes no representations about its suitability for any particular purpose. Users should make their own judgements about those matters and/or seek independent advice. You assume all risks associated with use of the data provided on this page.