



## Race Results

NZ Metropolitan Trotting Club Inc, HRNZ, June 26, 2022

Compilation date: June 26, 2022, 1:30:45 PM (NZST)

Copyright © 2022 HRNZ and NZMTC. All rights reserved.

### Trademarks.

StrideMASTER is a registered trademark of Thoroughbred Ratings Pty Ltd.

### Disclaimer.

HRNZ and NZMTC and Thoroughbred Ratings Pty Ltd accepts no responsibility for the completeness or accuracy of any of the information contained herein, and makes no representations about its suitability for any particular purpose. Users should make their own judgements about those matters and/or seek independent advice. You assume all risks associated with use of the data provided on this page.



# Race Results



June 26, 2022, Race 1, LIVAMOL NZ AMATEUR DRIVERS CHAMPIONSHIP HEAT 3 MOBILE PACE, Distance 2600m, Addington - Survey 3200m

Result	TAB no.	Horse (Barrier)	2600 to	2400m to
1st	1	Sharp Lou (1)	2400m	2200m
		Position in running (margin)	-	9(10.9)
		Sectional time (s)	14.78	13.92
		Cumulative time (s)	197.41	182.63
		Speed (m/s)	13.54	14.37
		Stride length (m)	6.52	6.66
		Stride duration (s)	0.464	0.464
		Stride efficiency (%)	66.41	69.40
		Stride count	30.68	30.01

#### Disclaimer.

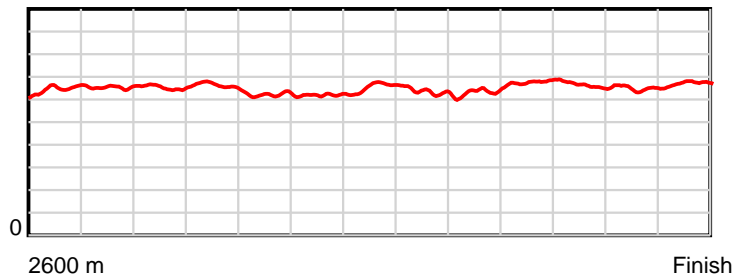
HRNZ and NZMTC and Thoroughbred Ratings Pty Ltd accepts no responsibility for the completeness or accuracy of any of the information contained herein, and makes no representations about its suitability for any particular purpose. Users should make their own judgements about those matters and/or seek independent advice. You assume all risks associated with use of the data provided on this page.

# Race Results

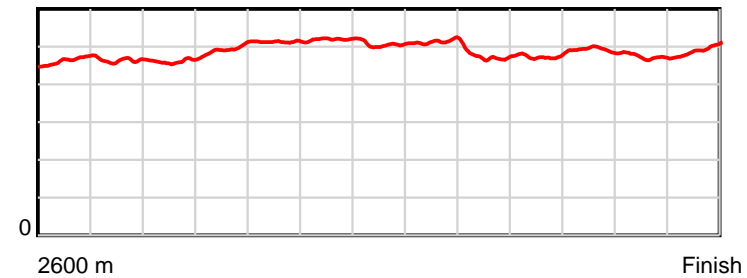
June 26, 2022, Race 1, LIVAMOL NZ AMATEUR DRIVERS CHAMPIONSHIP HEAT 3 MOBILE PACE, Distance 2600m, Addington - Survey 3200m

Result	TAB no.	Horse (Barrier)	2200m to	2000m to	1800m to	1600m to	1400m to	1200m to	1000m to	800m to	600m to	400m to	200m to	Total or	Margin
1st	1	Sharp Lou (1)	2000m	1800m	1600m	1400m	1200m	1000m	800m	600m	400m	200m	WP	Average	
		Position in running (margin)	8(9.9)	9(10.8)	9(8.4)	9(8.4)	8(6.8)	8(6.8)	6(4.3)	3(0.7)	1(0.0)	1(0.0)	1(0.0)		0.00
		Sectional time (s)	15.01	14.96	16.91	16.57	15.37	15.81	15.82	14.18	15.20	14.17	14.71		
		Cumulative time (s)	168.71	153.70	138.74	121.83	105.26	89.89	74.08	58.26	44.08	28.88	14.71	3:17.41	
		Speed (m/s)	13.32	13.37	11.83	12.07	13.01	12.65	12.64	14.10	13.16	14.11	13.60	13.17	
		Stride length (m)	6.14	6.62	6.06	6.27	6.58	6.49	5.98	6.70	6.47	6.67	6.71	6.44	
		Stride duration (s)	0.461	0.495	0.513	0.520	0.506	0.513	0.473	0.475	0.491	0.472	0.494	0.489	
		Stride efficiency (%)	58.97	68.41	57.48	61.51	67.64	65.86	55.85	70.08	65.33	69.46	70.46	64.85	
		Stride count	32.56	30.23	32.98	31.88	30.40	30.81	33.46	29.87	30.93	30.00	29.79	403.60	

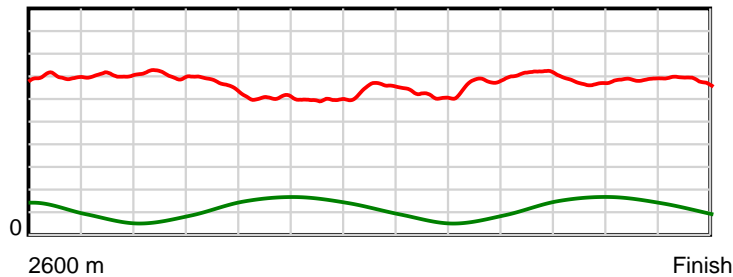
10 m Stride length



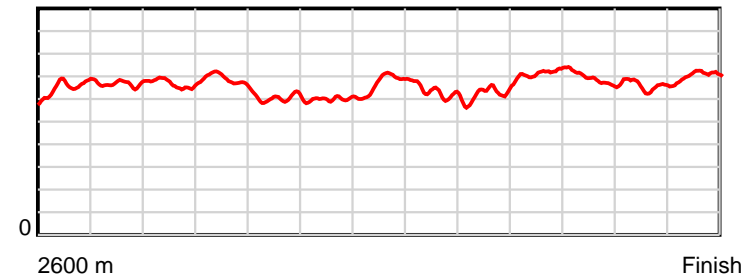
0.6 s Stride duration



20 m/sec Speed



100 % Stride efficiency



Note: Horizontal distance axis grid lines are 200m furlongs.

## Disclaimer.

HRNZ and NZMTC and Thoroughbred Ratings Pty Ltd accepts no responsibility for the completeness or accuracy of any of the information contained herein, and makes no representations about its suitability for any particular purpose. Users should make their own judgements about those matters and/or seek independent advice. You assume all risks associated with use of the data provided on this page.



# Race Results



June 26, 2022, Race 1, LIVAMOL NZ AMATEUR DRIVERS CHAMPIONSHIP HEAT 3 MOBILE PACE, Distance 2600m, Addington - Survey 3200m

Result	TAB no.	Horse (Barrier)	2600 to	2400m to
2nd	5	Songbird (5)	2400m	2200m
		Position in running (margin)	-	1(0.0)
		Sectional time (s)	13.12	14.36
		Cumulative time (s)	198.44	185.32
		Speed (m/s)	15.25	13.93
		Stride length (m)	6.35	6.10
		Stride duration (s)	0.411	0.438
		Stride efficiency (%)	62.99	58.09
		Stride count	31.50	32.80

#### Disclaimer.

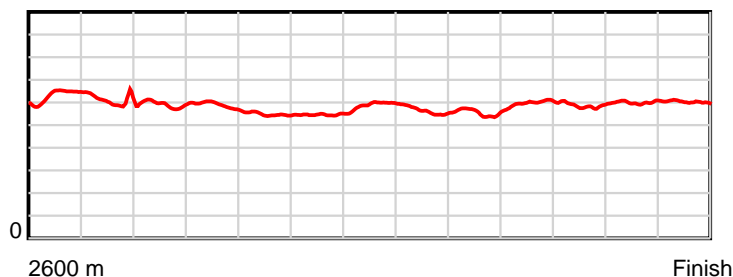
HRNZ and NZMTC and Thoroughbred Ratings Pty Ltd accepts no responsibility for the completeness or accuracy of any of the information contained herein, and makes no representations about its suitability for any particular purpose. Users should make their own judgements about those matters and/or seek independent advice. You assume all risks associated with use of the data provided on this page.

# Race Results

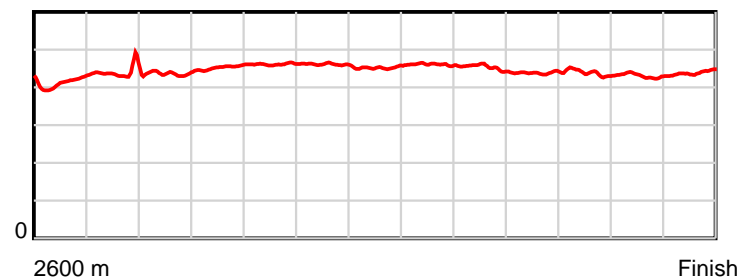
June 26, 2022, Race 1, LIVAMOL NZ AMATEUR DRIVERS CHAMPIONSHIP HEAT 3 MOBILE PACE, Distance 2600m, Addington - Survey 3200m

Result	TAB no.	Horse (Barrier)	2200m to	2000m to	1800m to	1600m to	1400m to	1200m to	1000m to	800m to	600m to	400m to	200m to	Total or	Margin
2nd	5	Songbird (5)	2000m	1800m	1600m	1400m	1200m	1000m	800m	600m	400m	200m	WP	Average	
		Position in running (margin)	3(1.7)	3(1.8)	2(1.8)	3(2.2)	3(1.8)	3(1.6)	2(1.5)	4(1.9)	6(4.4)	5(4.2)	5(6.8)		6.00
		Sectional time (s)	14.88	15.35	16.98	16.75	15.34	16.22	16.48	14.73	15.17	14.60	14.46		
		Cumulative time (s)	170.96	156.08	140.73	123.75	107.00	91.66	75.44	58.96	44.23	29.06	14.46	3:18.44	
		Speed (m/s)	13.44	13.03	11.78	11.94	13.04	12.33	12.14	13.58	13.18	13.70	13.83	13.10	
		Stride length (m)	5.87	5.90	5.43	5.51	5.89	5.68	5.50	5.95	5.78	5.90	6.07	5.83	
		Stride duration (s)	0.437	0.453	0.461	0.461	0.452	0.461	0.453	0.438	0.438	0.431	0.439	0.445	
		Stride efficiency (%)	53.83	54.31	46.13	47.43	54.25	50.46	47.23	55.36	52.23	54.45	57.64	53.12	
		Stride count	34.08	33.93	36.81	36.30	33.94	35.20	36.38	33.60	34.59	33.88	32.93	445.94	

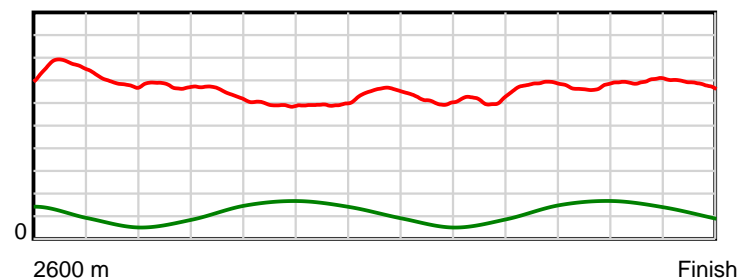
10 m Stride length



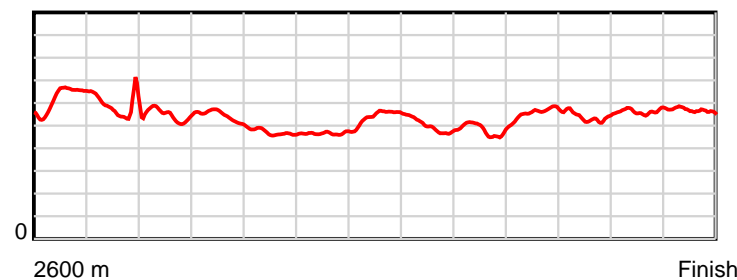
0.6 s Stride duration



20 m/sec Speed



100 % Stride efficiency



Note: Horizontal distance axis grid lines are 200m furlongs.

**Disclaimer.**

HRNZ and NZMTC and Thoroughbred Ratings Pty Ltd accepts no responsibility for the completeness or accuracy of any of the information contained herein, and makes no representations about its suitability for any particular purpose. Users should make their own judgements about those matters and/or seek independent advice. You assume all risks associated with use of the data provided on this page.



# Race Results



June 26, 2022, Race 1, LIVAMOL NZ AMATEUR DRIVERS CHAMPIONSHIP HEAT 3 MOBILE PACE, Distance 2600m, Addington - Survey 3200m

Result	TAB no.	Horse (Barrier)	2600 to	2400m to
3rd	10	<b>Phone Tap (10)</b>	<b>2400m</b>	<b>2200m</b>
		Position in running (margin)	-	10(13.8)
		Sectional time (s)	15.24	14.16
		Cumulative time (s)	198.51	183.27
		Speed (m/s)	13.13	14.12
		Stride length (m)	5.85	5.78
		Stride duration (s)	0.418	0.409
		Stride efficiency (%)	53.51	52.14
		Stride count	34.18	34.62

#### Disclaimer.

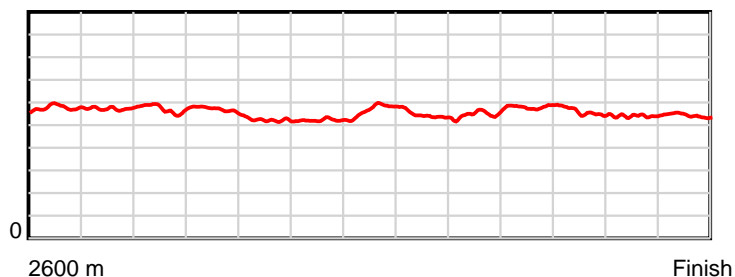
HRNZ and NZMTC and Thoroughbred Ratings Pty Ltd accepts no responsibility for the completeness or accuracy of any of the information contained herein, and makes no representations about its suitability for any particular purpose. Users should make their own judgements about those matters and/or seek independent advice. You assume all risks associated with use of the data provided on this page.

# Race Results

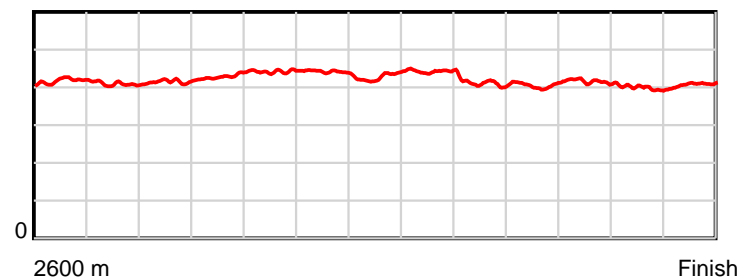
June 26, 2022, Race 1, LIVAMOL NZ AMATEUR DRIVERS CHAMPIONSHIP HEAT 3 MOBILE PACE, Distance 2600m, Addington - Survey 3200m

Result	TAB no.	Horse (Barrier)	2200m to	2000m to	1800m to	1600m to	1400m to	1200m to	1000m to	800m to	600m to	400m to	200m to	Total or	Margin
3rd	10	Phone Tap (10)	2000m	1800m	1600m	1400m	1200m	1000m	800m	600m	400m	200m	WP	Average	
		Position in running (margin)	10(14.4)	10(12.3)	10(10.1)	10(10.2)	10(9.8)	10(8.5)	10(9.2)	6(3.2)	2(0.9)	2(0.8)	2(5.0)		6.40
		Sectional time (s)	14.52	14.98	16.93	16.75	15.16	16.34	15.42	13.91	15.18	14.88	15.04		
		Cumulative time (s)	169.11	154.59	139.61	122.68	105.93	90.77	74.43	59.01	45.10	29.92	15.04	3:18.51	
		Speed (m/s)	13.77	13.35	11.81	11.94	13.19	12.24	12.97	14.38	13.18	13.44	13.30	13.10	
		Stride length (m)	5.71	5.71	5.23	5.28	5.64	5.42	5.32	5.83	5.48	5.36	5.42	5.53	
		Stride duration (s)	0.415	0.428	0.442	0.442	0.427	0.443	0.410	0.406	0.416	0.399	0.408	0.422	
		Stride efficiency (%)	50.92	51.04	42.66	43.55	49.65	45.89	44.24	53.16	46.91	44.85	45.91	47.82	
		Stride count	35.04	35.00	38.28	37.88	35.48	36.91	37.59	34.29	36.50	37.33	36.90	470.00	

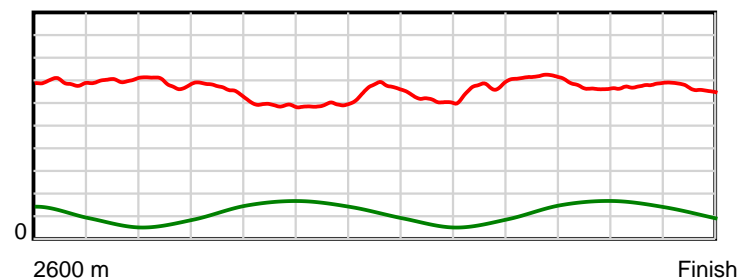
10 m Stride length



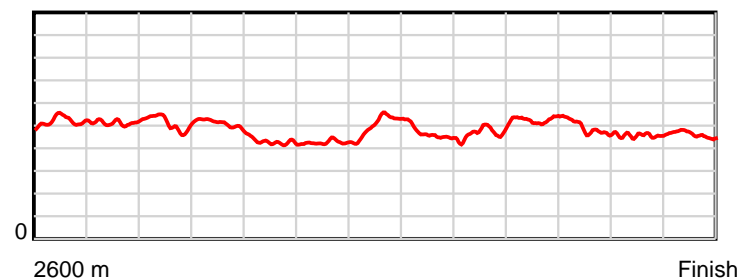
0.6 s Stride duration



20 m/sec Speed



100 % Stride efficiency



Note: Horizontal distance axis grid lines are 200m furlongs.

## Disclaimer.

HRNZ and NZMTC and Thoroughbred Ratings Pty Ltd accepts no responsibility for the completeness or accuracy of any of the information contained herein, and makes no representations about its suitability for any particular purpose. Users should make their own judgements about those matters and/or seek independent advice. You assume all risks associated with use of the data provided on this page.



# Race Results



June 26, 2022, Race 1, LIVAMOL NZ AMATEUR DRIVERS CHAMPIONSHIP HEAT 3 MOBILE PACE, Distance 2600m, Addington - Survey 3200m

Result	TAB no.	Horse (Barrier)	2600 to	2400m to
4th	2	Four Starzzz S... (2)	2400m	2200m
		Position in running (margin)	-	4(1.8)
		Sectional time (s)	13.17	14.39
		Cumulative time (s)	198.51	185.34
		Speed (m/s)	15.19	13.90
		Stride length (m)	6.29	6.13
		Stride duration (s)	0.413	0.441
		Stride efficiency (%)	61.76	58.78
		Stride count	31.81	32.61

#### Disclaimer.

HRNZ and NZMTC and Thoroughbred Ratings Pty Ltd accepts no responsibility for the completeness or accuracy of any of the information contained herein, and makes no representations about its suitability for any particular purpose. Users should make their own judgements about those matters and/or seek independent advice. You assume all risks associated with use of the data provided on this page.

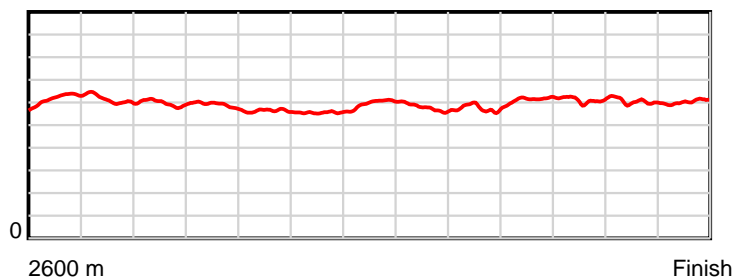


# Race Results

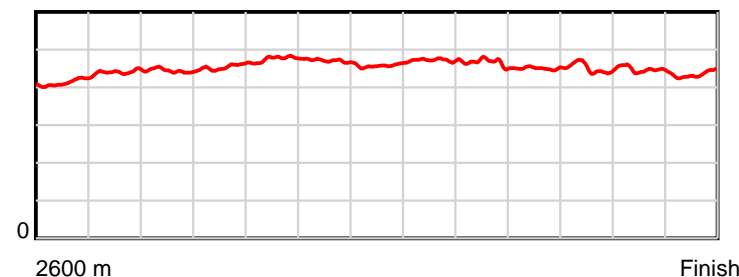
June 26, 2022, Race 1, LIVAMOL NZ AMATEUR DRIVERS CHAMPIONSHIP HEAT 3 MOBILE PACE, Distance 2600m, Addington - Survey 3200m

Result	TAB no.	Horse (Barrier)	2200m to	2000m to	1800m to	1600m to	1400m to	1200m to	1000m to	800m to	600m to	400m to	200m to	Total or	Margin
4th	2	<b>Four Starzzz S... (2)</b>	<b>2000m</b>	<b>1800m</b>	<b>1600m</b>	<b>1400m</b>	<b>1200m</b>	<b>1000m</b>	<b>800m</b>	<b>600m</b>	<b>400m</b>	<b>200m</b>	<b>WP</b>	<b>Average</b>	
		Position in running (margin)	5(3.7)	5(4.0)	4(4.1)	5(4.3)	5(4.2)	5(3.8)	5(4.0)	7(3.4)	8(6.2)	6(4.6)	7(8.5)		6.50
		Sectional time (s)	14.92	15.37	16.94	16.81	15.32	16.27	16.32	14.77	14.93	14.82	14.48		
		Cumulative time (s)	170.95	156.03	140.66	123.72	106.91	91.59	75.32	59.00	44.23	29.30	14.48	3:18.51	
		Speed (m/s)	13.40	13.01	11.81	11.90	13.05	12.29	12.25	13.54	13.40	13.50	13.81	13.10	
		Stride length (m)	5.95	5.91	5.61	5.60	5.97	5.81	5.71	6.10	6.04	6.05	6.01	5.93	
		Stride duration (s)	0.444	0.454	0.475	0.471	0.458	0.472	0.466	0.450	0.451	0.448	0.435	0.453	
		Stride efficiency (%)	55.40	54.59	49.18	49.03	55.78	52.67	50.96	58.11	56.98	57.10	56.43	54.95	
		Stride count	33.59	33.84	35.65	35.71	33.48	34.45	35.02	32.80	33.12	33.08	33.28	438.44	

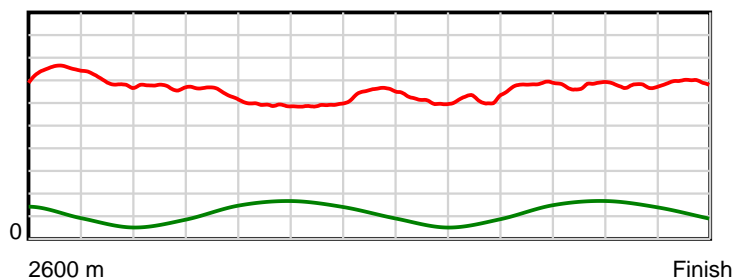
10 m Stride length



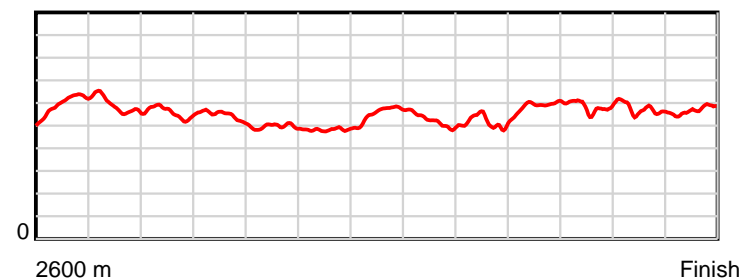
0.6 s Stride duration



20 m/sec Speed



100 % Stride efficiency



Note: Horizontal distance axis grid lines are 200m furlongs.

## Disclaimer.

HRNZ and NZMTC and Thoroughbred Ratings Pty Ltd accepts no responsibility for the completeness or accuracy of any of the information contained herein, and makes no representations about its suitability for any particular purpose. Users should make their own judgements about those matters and/or seek independent advice. You assume all risks associated with use of the data provided on this page.



# Race Results



June 26, 2022, Race 1, LIVAMOL NZ AMATEUR DRIVERS CHAMPIONSHIP HEAT 3 MOBILE PACE, Distance 2600m, Addington - Survey 3200m

Result	TAB no.	Horse (Barrier)	2600 to	2400m to
5th	3	<b>Sheeza Purla (3)</b>	<b>2400m</b>	<b>2200m</b>
		Position in running (margin)	-	6(3.1)
		Sectional time (s)	13.55	14.31
		Cumulative time (s)	198.63	185.08
		Speed (m/s)	14.76	13.98
		Stride length (m)	5.86	6.08
		Stride duration (s)	0.393	0.435
		Stride efficiency (%)	53.73	57.77
		Stride count	34.11	32.89

#### Disclaimer.

HRNZ and NZMTC and Thoroughbred Ratings Pty Ltd accepts no responsibility for the completeness or accuracy of any of the information contained herein, and makes no representations about its suitability for any particular purpose. Users should make their own judgements about those matters and/or seek independent advice. You assume all risks associated with use of the data provided on this page.

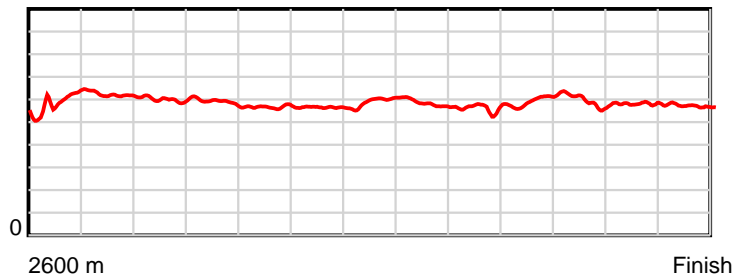


# Race Results

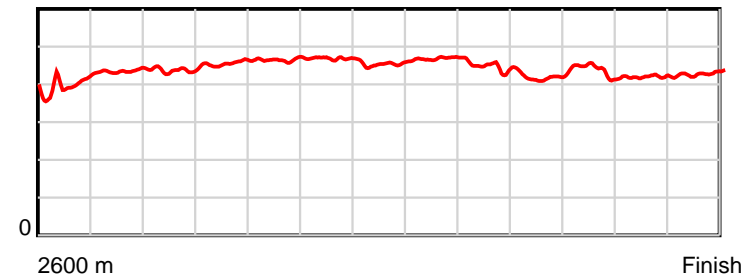
June 26, 2022, Race 1, LIVAMOL NZ AMATEUR DRIVERS CHAMPIONSHIP HEAT 3 MOBILE PACE, Distance 2600m, Addington - Survey 3200m

Result	TAB no.	Horse (Barrier)	2200m to	2000m to	1800m to	1600m to	1400m to	1200m to	1000m to	800m to	600m to	400m to	200m to	Total or	Margin
5th	3	<b>Sheeza Purla (3)</b>	<b>2000m</b>	<b>1800m</b>	<b>1600m</b>	<b>1400m</b>	<b>1200m</b>	<b>1000m</b>	<b>800m</b>	<b>600m</b>	<b>400m</b>	<b>200m</b>	<b>WP</b>	<b>Average</b>	
		Position in running (margin)	6(4.5)	6(4.7)	6(5.9)	6(5.6)	6(4.7)	7(5.4)	8(4.0)	4(2.9)	4(2.8)	3(5.3)		7.20	
		Sectional time (s)	14.91	15.55	16.86	16.67	15.36	16.36	16.18	14.11	15.19	14.59	14.99		
		Cumulative time (s)	170.77	155.86	140.31	123.45	106.78	91.42	75.06	58.88	44.77	29.58	14.99	3:18.63	
		Speed (m/s)	13.41	12.86	11.86	12.00	13.02	12.22	12.36	14.17	13.17	13.71	13.34	13.09	
		Stride length (m)	5.87	5.87	5.52	5.62	5.91	5.73	5.52	5.94	5.74	5.75	5.73	5.77	
		Stride duration (s)	0.437	0.456	0.465	0.469	0.454	0.469	0.447	0.419	0.436	0.420	0.429	0.441	
		Stride efficiency (%)	53.76	53.75	47.61	49.36	54.52	51.29	47.61	55.11	51.48	51.75	51.27	52.11	
		Stride count	34.10	34.10	36.24	35.58	33.86	34.91	36.23	33.68	34.85	34.75	34.92	450.22	

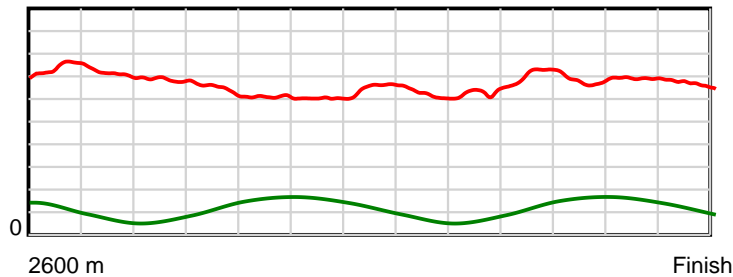
10 m Stride length



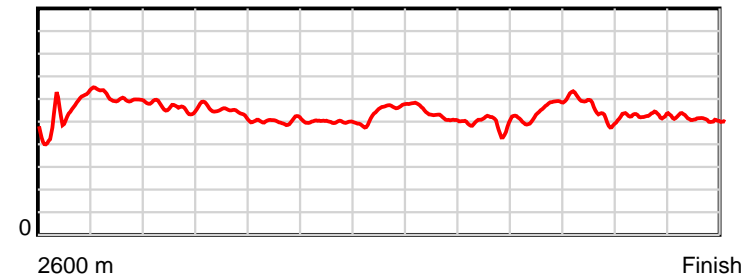
0.6 s Stride duration



20 m/sec Speed



100 % Stride efficiency



Note: Horizontal distance axis grid lines are 200m furlongs.

## Disclaimer.

HRNZ and NZMTC and Thoroughbred Ratings Pty Ltd accepts no responsibility for the completeness or accuracy of any of the information contained herein, and makes no representations about its suitability for any particular purpose. Users should make their own judgements about those matters and/or seek independent advice. You assume all risks associated with use of the data provided on this page.



# Race Results



June 26, 2022, Race 1, LIVAMOL NZ AMATEUR DRIVERS CHAMPIONSHIP HEAT 3 MOBILE PACE, Distance 2600m, Addington - Survey 3200m

Result	TAB no.	Horse (Barrier)	2600 to	2400m to
6th	9	<b>Dismara (9)</b>	<b>2400m</b>	<b>2200m</b>
		Position in running (margin)	-	7(4.8)
		Sectional time (s)	13.59	14.49
		Cumulative time (s)	198.64	185.05
		Speed (m/s)	14.72	13.80
		Stride length (m)	6.26	6.13
		Stride duration (s)	0.429	0.444
		Stride efficiency (%)	61.27	58.63
		Stride count	31.94	32.65

#### Disclaimer.

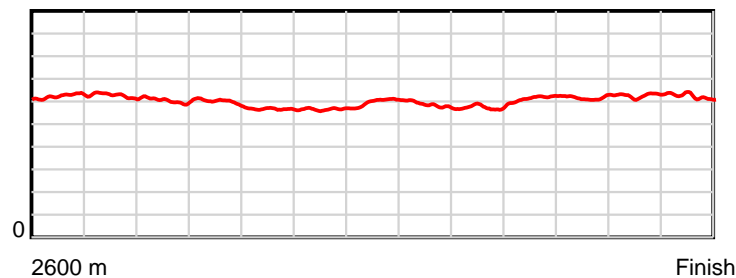
HRNZ and NZMTC and Thoroughbred Ratings Pty Ltd accepts no responsibility for the completeness or accuracy of any of the information contained herein, and makes no representations about its suitability for any particular purpose. Users should make their own judgements about those matters and/or seek independent advice. You assume all risks associated with use of the data provided on this page.

# Race Results

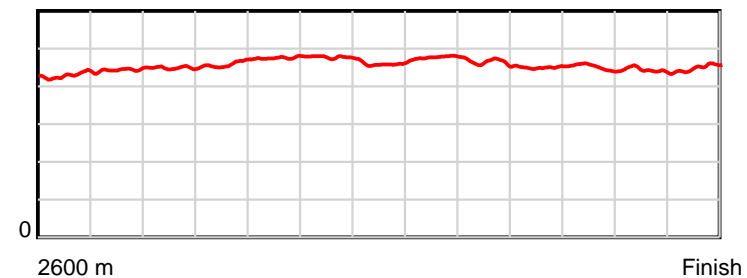
June 26, 2022, Race 1, LIVAMOL NZ AMATEUR DRIVERS CHAMPIONSHIP HEAT 3 MOBILE PACE, Distance 2600m, Addington - Survey 3200m

Result	TAB no.	Horse (Barrier)	2200m to	2000m to	1800m to	1600m to	1400m to	1200m to	1000m to	800m to	600m to	400m to	200m to	Total or	Margin
6th	9	Dismara (9)	2000m	1800m	1600m	1400m	1200m	1000m	800m	600m	400m	200m	WP	Average	
		Position in running (margin)	7(7.2)	7(7.5)	7(7.3)	7(6.3)	7(5.5)	7(4.9)	8(6.5)	9(6.4)	10(8.8)	7(7.2)	6(8.4)		7.20
		Sectional time (s)	14.91	15.32	16.75	16.69	15.27	16.49	16.41	14.70	14.93	14.36	14.73		
		Cumulative time (s)	170.56	155.65	140.33	123.58	106.89	91.62	75.13	58.72	44.02	29.09	14.73	3:18.64	
		Speed (m/s)	13.41	13.05	11.94	11.98	13.10	12.13	12.19	13.61	13.40	13.93	13.58	13.09	
		Stride length (m)	6.02	6.00	5.68	5.72	6.02	5.78	5.66	6.12	6.03	6.17	6.12	5.97	
		Stride duration (s)	0.449	0.459	0.476	0.477	0.460	0.477	0.465	0.450	0.450	0.443	0.451	0.456	
		Stride efficiency (%)	56.64	56.19	50.36	51.12	56.63	52.25	50.10	58.53	56.85	59.52	58.45	55.71	
		Stride count	33.22	33.35	35.23	34.97	33.22	34.59	35.32	32.68	33.16	32.41	32.70	435.44	

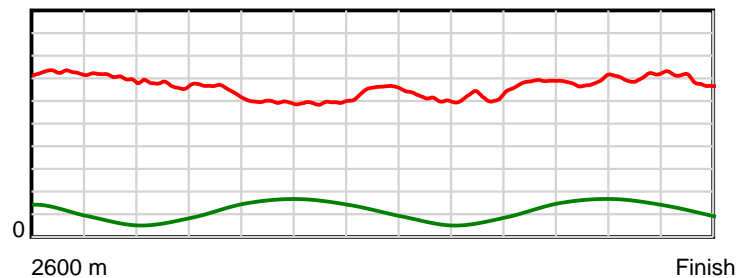
10 m Stride length



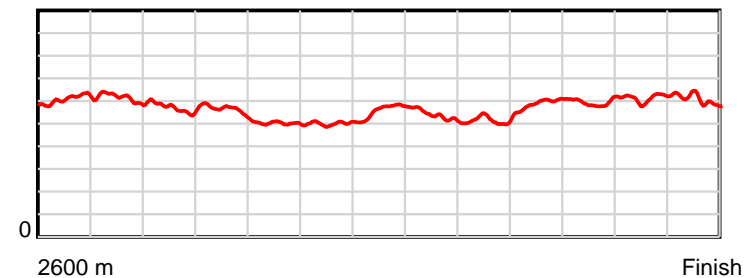
0.6 s Stride duration



20 m/sec Speed



100 % Stride efficiency



Note: Horizontal distance axis grid lines are 200m furlongs.

## Disclaimer.

HRNZ and NZMTC and Thoroughbred Ratings Pty Ltd accepts no responsibility for the completeness or accuracy of any of the information contained herein, and makes no representations about its suitability for any particular purpose. Users should make their own judgements about those matters and/or seek independent advice. You assume all risks associated with use of the data provided on this page.



# Race Results



June 26, 2022, Race 1, LIVAMOL NZ AMATEUR DRIVERS CHAMPIONSHIP HEAT 3 MOBILE PACE, Distance 2600m, Addington - Survey 3200m

Result	TAB no.	Horse (Barrier)	2600 to	2400m to
7th	7	Maximilian (7)	2400m	2200m
		Position in running (margin)	-	2(0.5)
		Sectional time (s)	12.87	13.99
		Cumulative time (s)	198.84	185.97
		Speed (m/s)	15.54	14.30
		Stride length (m)	6.51	6.43
		Stride duration (s)	0.423	0.450
		Stride efficiency (%)	66.16	64.59
		Stride count	30.74	31.11

#### Disclaimer.

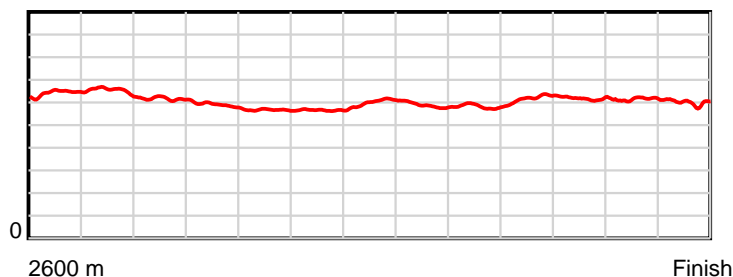
HRNZ and NZMTC and Thoroughbred Ratings Pty Ltd accepts no responsibility for the completeness or accuracy of any of the information contained herein, and makes no representations about its suitability for any particular purpose. Users should make their own judgements about those matters and/or seek independent advice. You assume all risks associated with use of the data provided on this page.

# Race Results

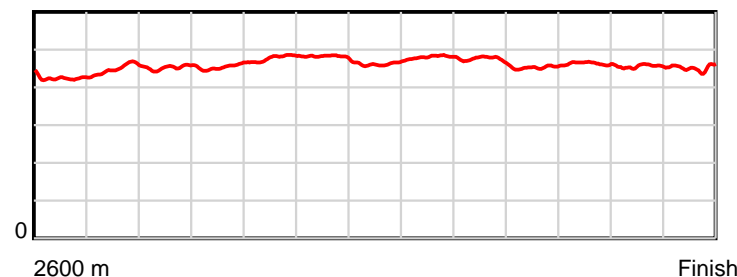
June 26, 2022, Race 1, LIVAMOL NZ AMATEUR DRIVERS CHAMPIONSHIP HEAT 3 MOBILE PACE, Distance 2600m, Addington - Survey 3200m

Result	TAB no.	Horse (Barrier)	2200m to	2000m to	1800m to	1600m to	1400m to	1200m to	1000m to	800m to	600m to	400m to	200m to	Total or	Margin
7th	7	Maximilian (7)	2000m	1800m	1600m	1400m	1200m	1000m	800m	600m	400m	200m	WP	Average	
		Position in running (margin)	1(0.0)	1(0.0)	1(0.0)	1(0.0)	1(0.0)	1(0.0)	1(0.0)	1(0.0)	3(2.4)	3(2.3)	4(6.3)		8.40
		Sectional time (s)	14.87	15.36	16.90	16.83	15.37	16.23	16.42	14.70	15.18	14.83	15.29		
		Cumulative time (s)	171.98	157.11	141.75	124.85	108.02	92.65	76.42	60.00	45.30	30.12	15.29	3:18.84	
		Speed (m/s)	13.45	13.02	11.83	11.88	13.01	12.32	12.18	13.61	13.18	13.49	13.08	13.08	
		Stride length (m)	6.09	5.92	5.65	5.72	6.02	5.92	5.78	6.16	6.10	6.12	5.93	6.02	
		Stride duration (s)	0.453	0.454	0.477	0.481	0.463	0.481	0.475	0.453	0.463	0.454	0.453	0.460	
		Stride efficiency (%)	57.98	54.68	49.87	51.15	56.61	54.79	52.20	59.25	58.22	58.62	54.97	56.58	
		Stride count	32.83	33.81	35.40	34.96	33.23	33.78	34.60	32.48	32.77	32.65	33.72	432.08	

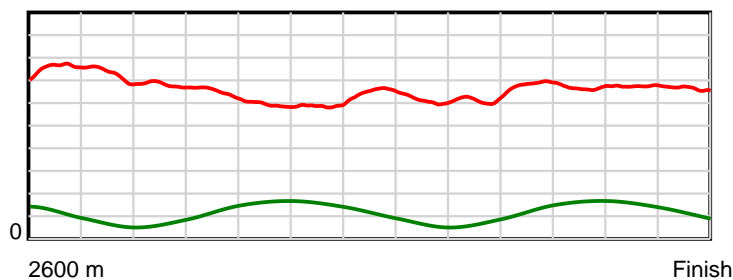
10 m Stride length



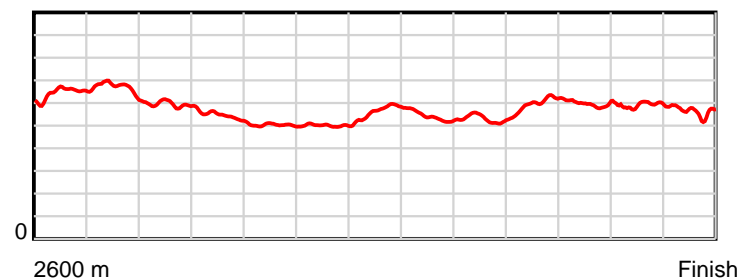
0.6 s Stride duration



20 m/sec Speed



100 % Stride efficiency



Note: Horizontal distance axis grid lines are 200m furlongs.

**Disclaimer.**

HRNZ and NZMTC and Thoroughbred Ratings Pty Ltd accepts no responsibility for the completeness or accuracy of any of the information contained herein, and makes no representations about its suitability for any particular purpose. Users should make their own judgements about those matters and/or seek independent advice. You assume all risks associated with use of the data provided on this page.



# Race Results



June 26, 2022, Race 1, LIVAMOL NZ AMATEUR DRIVERS CHAMPIONSHIP HEAT 3 MOBILE PACE, Distance 2600m, Addington - Survey 3200m

Result	TAB no.	Horse (Barrier)	2600 to	2400m to
8th	4	Honour Scroll (4)	2400m	2200m
		Position in running (margin)	-	8(9.3)
		Sectional time (s)	14.40	14.57
		Cumulative time (s)	199.32	184.92
		Speed (m/s)	13.89	13.73
		Stride length (m)	6.47	6.32
		Stride duration (s)	0.460	0.460
		Stride efficiency (%)	65.32	62.39
		Stride count	30.93	31.65

#### Disclaimer.

HRNZ and NZMTC and Thoroughbred Ratings Pty Ltd accepts no responsibility for the completeness or accuracy of any of the information contained herein, and makes no representations about its suitability for any particular purpose. Users should make their own judgements about those matters and/or seek independent advice. You assume all risks associated with use of the data provided on this page.

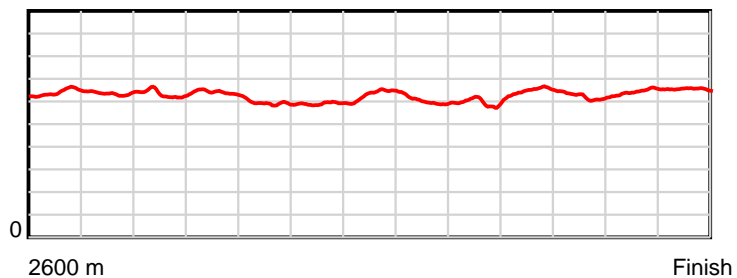


# Race Results

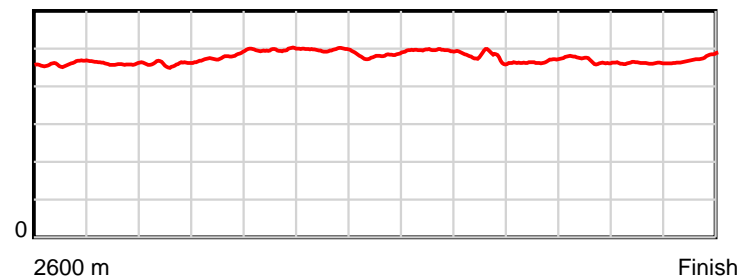
June 26, 2022, Race 1, LIVAMOL NZ AMATEUR DRIVERS CHAMPIONSHIP HEAT 3 MOBILE PACE, Distance 2600m, Addington - Survey 3200m

Result	TAB no.	Horse (Barrier)	2200m to	2000m to	1800m to	1600m to	1400m to	1200m to	1000m to	800m to	600m to	400m to	200m to	Total or	Margin
8th	4	Honour Scroll (4)	2000m	1800m	1600m	1400m	1200m	1000m	800m	600m	400m	200m	WP	Average	
		Position in running (margin)	9(12.3)	8(10.4)	8(8.2)	8(8.2)	9(8.3)	9(7.2)	9(8.5)	10(7.3)	9(7.8)	8(11.1)	8(13.1)		11.20
		Sectional time (s)	14.55	14.98	16.91	16.84	15.18	16.44	16.24	14.38	15.74	14.51	14.58		
		Cumulative time (s)	170.35	155.80	140.82	123.91	107.07	91.89	75.45	59.21	44.83	29.09	14.58	3:19.32	
		Speed (m/s)	13.75	13.35	11.83	11.88	13.18	12.17	12.32	13.91	12.71	13.78	13.72	13.04	
		Stride length (m)	6.31	6.38	5.88	5.90	6.34	6.03	5.91	6.47	5.96	6.36	6.52	6.21	
		Stride duration (s)	0.459	0.478	0.497	0.497	0.482	0.496	0.480	0.465	0.469	0.461	0.475	0.476	
		Stride efficiency (%)	62.30	63.56	53.99	54.44	62.87	56.89	54.59	65.47	55.46	63.13	66.47	60.27	
		Stride count	31.67	31.36	34.03	33.89	31.53	33.15	33.84	30.90	33.57	31.47	30.66	418.65	

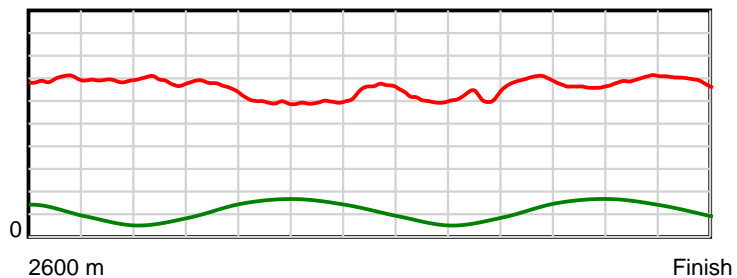
10 m Stride length



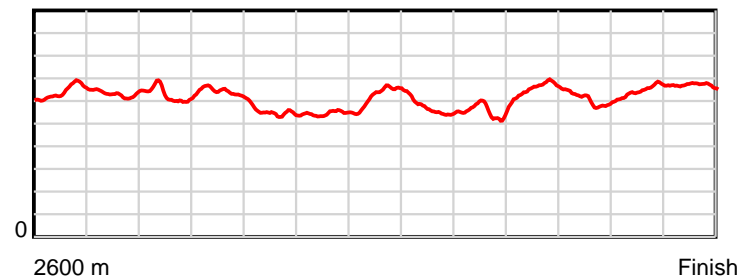
0.6 s Stride duration



20 m/sec Speed



100 % Stride efficiency



Note: Horizontal distance axis grid lines are 200m furlongs.

**Disclaimer.**

HRNZ and NZMTC and Thoroughbred Ratings Pty Ltd accepts no responsibility for the completeness or accuracy of any of the information contained herein, and makes no representations about its suitability for any particular purpose. Users should make their own judgements about those matters and/or seek independent advice. You assume all risks associated with use of the data provided on this page.



# Race Results



June 26, 2022, Race 1, LIVAMOL NZ AMATEUR DRIVERS CHAMPIONSHIP HEAT 3 MOBILE PACE, Distance 2600m, Addington - Survey 3200m

Result	TAB no.	Horse (Barrier)	2600 to	2400m to
9th	6	Tane J J (6)	2400m	2200m
		Position in running (margin)	-	3(1.1)
		Sectional time (s)	13.07	14.13
		Cumulative time (s)	201.42	188.35
		Speed (m/s)	15.31	14.15
		Stride length (m)	6.39	6.11
		Stride duration (s)	0.421	0.432
		Stride efficiency (%)	63.87	58.28
		Stride count	31.28	32.75

#### Disclaimer.

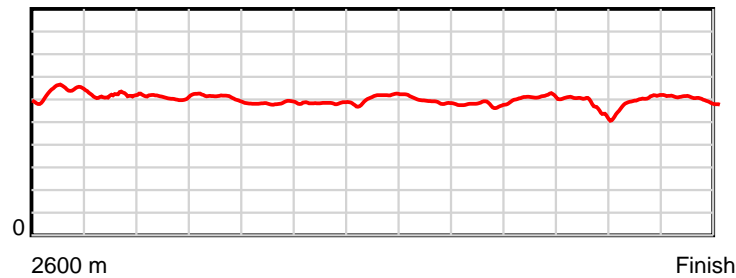
HRNZ and NZMTC and Thoroughbred Ratings Pty Ltd accepts no responsibility for the completeness or accuracy of any of the information contained herein, and makes no representations about its suitability for any particular purpose. Users should make their own judgements about those matters and/or seek independent advice. You assume all risks associated with use of the data provided on this page.

# Race Results

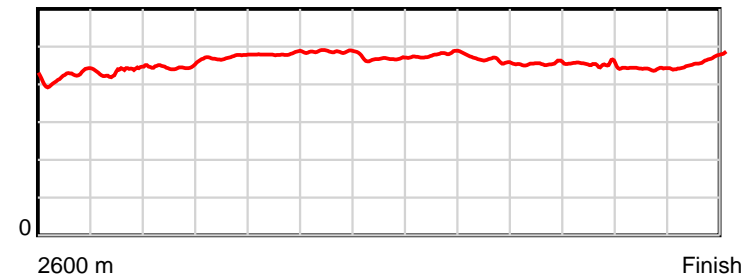
June 26, 2022, Race 1, LIVAMOL NZ AMATEUR DRIVERS CHAMPIONSHIP HEAT 3 MOBILE PACE, Distance 2600m, Addington - Survey 3200m

Result	TAB no.	Horse (Barrier)	2200m to	2000m to	1800m to	1600m to	1400m to	1200m to	1000m to	800m to	600m to	400m to	200m to	Total or	Margin
9th	6	Tane J J (6)	2000m	1800m	1600m	1400m	1200m	1000m	800m	600m	400m	200m	WP	Average	
		Position in running (margin)	2(1.4)	4(3.3)	5(4.3)	4(3.7)	4(2.5)	4(2.5)	4(3.0)	5(2.5)	7(6.0)	10(13.8)	9(18.7)		23.60
		Sectional time (s)	15.19	15.53	16.80	16.62	15.37	16.32	16.33	14.87	16.51	14.98	15.70		
		Cumulative time (s)	174.22	159.03	143.50	126.70	110.08	94.71	78.39	62.06	47.19	30.68	15.70	3:21.42	
		Speed (m/s)	13.17	12.88	11.90	12.03	13.01	12.25	12.25	13.45	12.11	13.35	12.74	12.91	
		Stride length (m)	5.89	6.09	5.72	5.86	6.09	5.88	5.68	6.11	5.48	5.89	5.93	5.92	
		Stride duration (s)	0.447	0.473	0.480	0.487	0.468	0.479	0.464	0.454	0.452	0.441	0.465	0.459	
		Stride efficiency (%)	54.12	57.86	51.11	53.68	57.91	53.95	50.49	58.30	46.85	54.24	54.89	54.81	
		Stride count	33.98	32.87	34.97	34.13	32.85	34.04	35.19	32.74	36.53	33.95	33.74	439.02	

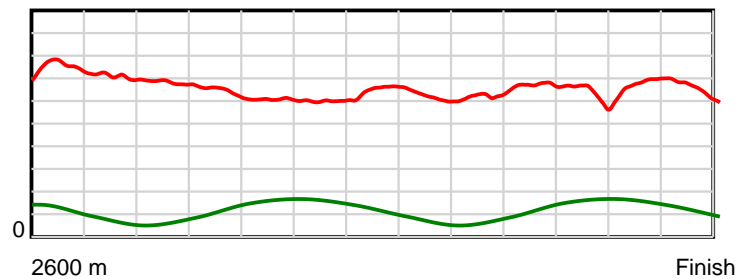
10 m Stride length



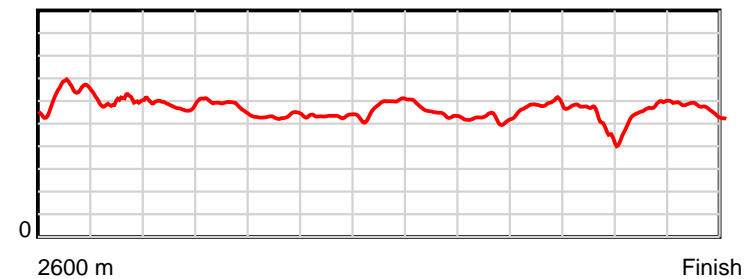
0.6 s Stride duration



20 m/sec Speed



100 % Stride efficiency



Note: Horizontal distance axis grid lines are 200m furlongs.

## Disclaimer.

HRNZ and NZMTC and Thoroughbred Ratings Pty Ltd accepts no responsibility for the completeness or accuracy of any of the information contained herein, and makes no representations about its suitability for any particular purpose. Users should make their own judgements about those matters and/or seek independent advice. You assume all risks associated with use of the data provided on this page.



# Race Results



June 26, 2022, Race 1, LIVAMOL NZ AMATEUR DRIVERS CHAMPIONSHIP HEAT 3 MOBILE PACE, Distance 2600m, Addington - Survey 3200m

Result	TAB no.	Horse (Barrier)	2600 to	2400m to
10th	8	<b>Donegal Carnbo... (8)</b>	<b>2400m</b>	<b>2200m</b>
		Position in running (margin)	-	5(2.8)
		Sectional time (s)	13.28	13.91
		Cumulative time (s)	203.46	190.18
		Speed (m/s)	15.06	14.38
		Stride length (m)	6.76	6.55
		Stride duration (s)	0.453	0.455
		Stride efficiency (%)	71.46	67.02
		Stride count	29.58	30.54

#### Disclaimer.

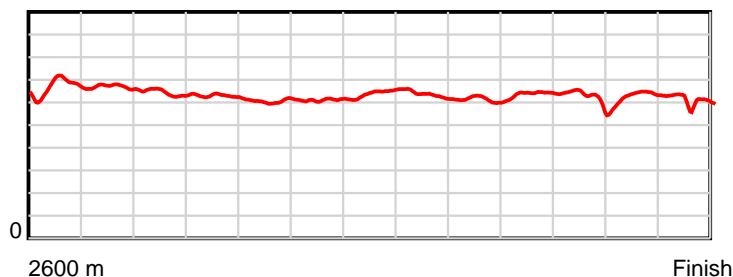
HRNZ and NZMTC and Thoroughbred Ratings Pty Ltd accepts no responsibility for the completeness or accuracy of any of the information contained herein, and makes no representations about its suitability for any particular purpose. Users should make their own judgements about those matters and/or seek independent advice. You assume all risks associated with use of the data provided on this page.

# Race Results

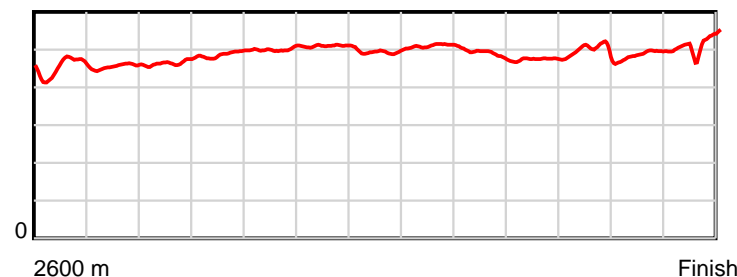
June 26, 2022, Race 1, LIVAMOL NZ AMATEUR DRIVERS CHAMPIONSHIP HEAT 3 MOBILE PACE, Distance 2600m, Addington - Survey 3200m

Result	TAB no.	Horse (Barrier)	2200m to	2000m to	1800m to	1600m to	1400m to	1200m to	1000m to	800m to	600m to	400m to	200m to	Total or	Margin
10th	8	Donegal Carnbo... (8)	2000m	1800m	1600m	1400m	1200m	1000m	800m	600m	400m	200m	WP	Average	
		Position in running (margin)	4(1.8)	2(0.8)	3(2.4)	2(2.0)	2(0.9)	2(1.2)	3(1.9)	2(0.6)	5(4.2)	9(13.1)	10(21.4)		35.60
		Sectional time (s)	14.69	15.64	16.84	16.64	15.41	16.35	16.21	14.90	16.67	15.56	17.36		
		Cumulative time (s)	176.27	161.58	145.94	129.10	112.46	97.05	80.70	64.49	49.59	32.92	17.36	3:23.46	
		Speed (m/s)	13.61	12.79	11.88	12.02	12.98	12.23	12.34	13.42	12.00	12.85	11.52	12.78	
		Stride length (m)	6.33	6.24	5.95	6.12	6.41	6.24	6.02	6.37	5.95	6.30	5.95	6.24	
		Stride duration (s)	0.465	0.488	0.501	0.510	0.494	0.510	0.488	0.475	0.496	0.490	0.516	0.488	
		Stride efficiency (%)	62.65	60.83	55.34	58.61	64.26	60.82	56.70	63.43	55.31	61.97	55.28	60.78	
		Stride count	31.59	32.06	33.61	32.66	31.19	32.06	33.20	31.39	33.62	31.76	33.63	416.89	

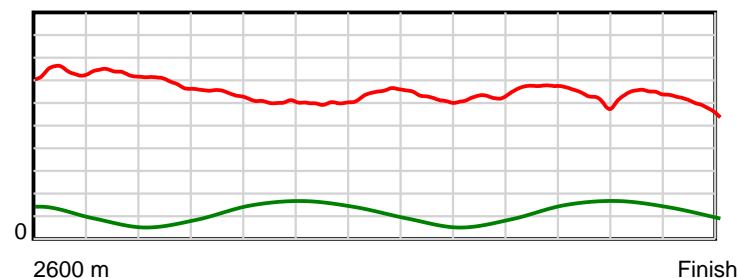
10 m Stride length



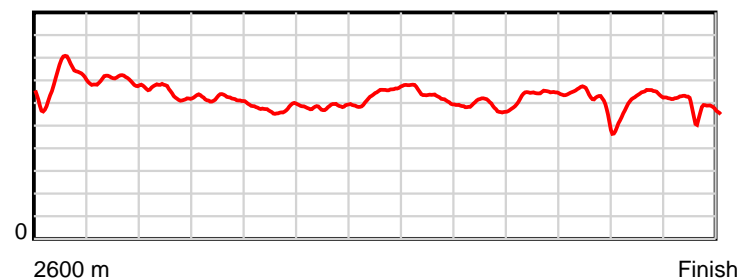
0.6 s Stride duration



20 m/sec Speed



100 % Stride efficiency



Note: Horizontal distance axis grid lines are 200m furlongs.

## Disclaimer.

HRNZ and NZMTC and Thoroughbred Ratings Pty Ltd accepts no responsibility for the completeness or accuracy of any of the information contained herein, and makes no representations about its suitability for any particular purpose. Users should make their own judgements about those matters and/or seek independent advice. You assume all risks associated with use of the data provided on this page.