



Race Results

NZ Metropolitan Trotting Club Inc, HRNZ, July 08, 2022

Compilation date: July 8, 2022, 8:56:19 PM (NZST)

Copyright © 2022 HRNZ and NZMTC. All rights reserved.

Trademarks.

StrideMASTER is a registered trademark of Thoroughbred Ratings Pty Ltd.

Disclaimer.

HRNZ and NZMTC and Thoroughbred Ratings Pty Ltd accepts no responsibility for the completeness or accuracy of any of the information contained herein, and makes no representations about its suitability for any particular purpose. Users should make their own judgements about those matters and/or seek independent advice. You assume all risks associated with use of the data provided on this page.



Race Results



July 08, 2022, Race 8, BAINBRIDGE HANDICAP TROT, Distance 2600m, Addington - Survey 3200m

Result	TAB no.	Horse (Barrier)	2600 to	2400m to
1st	10	Royal Pride (5)	2400m	2200m
		Position in running (margin)	-	9(9.1)
		Sectional time (s)	18.35	16.34
		Cumulative time (s)	201.56	183.21
		Speed (m/s)	10.90	12.24
		Stride length (m)	5.60	5.72
		Stride duration (s)	0.462	0.467
		Stride efficiency (%)	48.93	51.08
		Stride count	35.74	34.98

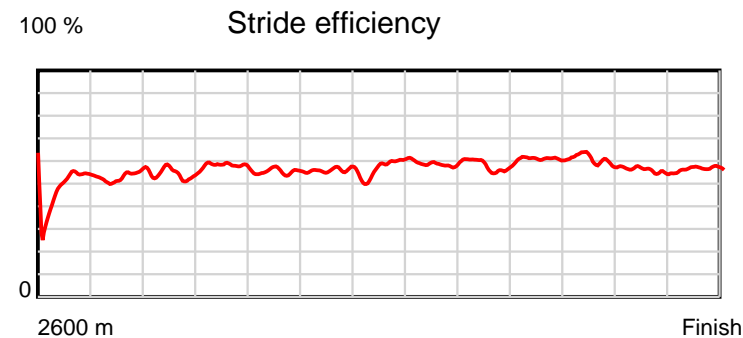
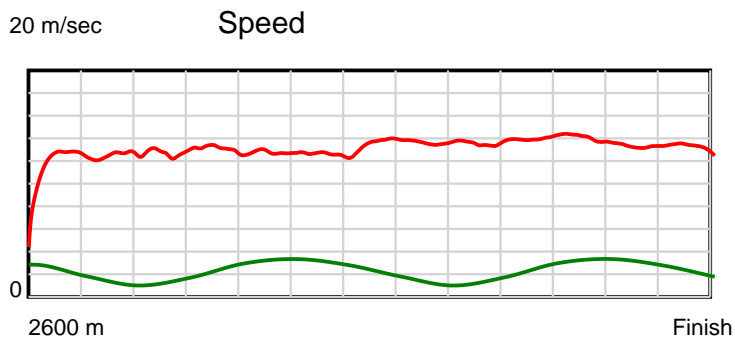
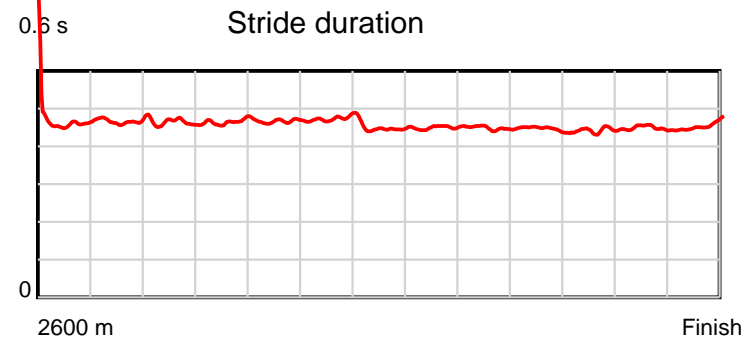
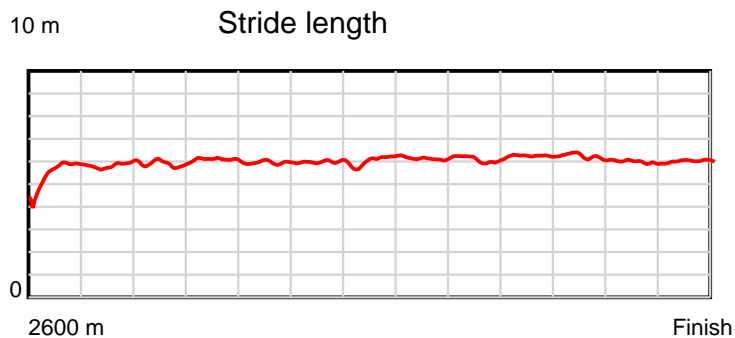
Disclaimer.

HRNZ and NZMTC and Thoroughbred Ratings Pty Ltd accepts no responsibility for the completeness or accuracy of any of the information contained herein, and makes no representations about its suitability for any particular purpose. Users should make their own judgements about those matters and/or seek independent advice. You assume all risks associated with use of the data provided on this page.

Race Results

July 08, 2022, Race 8, BAINBRIDGE HANDICAP TROT, Distance 2600m, Addington - Survey 3200m

Result	TAB no.	Horse (Barrier)	2200m to	2000m to	1800m to	1600m to	1400m to	1200m to	1000m to	800m to	600m to	400m to	200m to	Total or	Margin
1st	10	Royal Pride (5)	2000m	1800m	1600m	1400m	1200m	1000m	800m	600m	400m	200m	WP	Average	
		Position in running (margin)	9(14.3)	10(13.0)	10(14.4)	10(16.3)	10(14.7)	4(6.7)	3(3.2)	2(0.9)	1(0.0)	1(0.0)	1(0.0)		0.00
		Sectional time (s)	15.93	15.27	15.94	16.08	14.78	14.96	14.87	14.33	14.34	15.05	15.32		
		Cumulative time (s)	166.87	150.94	135.67	119.73	103.65	88.87	73.91	59.04	44.71	30.37	15.32	3:21.56	
		Speed (m/s)	12.55	13.10	12.55	12.44	13.53	13.37	13.45	13.96	13.95	13.29	13.05	12.90	
		Stride length (m)	5.83	6.10	5.85	5.90	6.05	6.01	6.03	6.23	6.18	5.96	5.95	5.95	
		Stride duration (s)	0.464	0.466	0.466	0.474	0.447	0.450	0.448	0.446	0.443	0.448	0.456	0.461	
		Stride efficiency (%)	53.13	58.10	53.54	54.42	57.14	56.53	56.82	60.60	59.59	55.51	55.39	55.31	
		Stride count	34.30	32.80	34.17	33.89	33.07	33.25	33.17	32.12	32.39	33.56	33.59	437.03	



Note: Horizontal distance axis grid lines are 200m furlongs.

Disclaimer.

HRNZ and NZMTC and Thoroughbred Ratings Pty Ltd accepts no responsibility for the completeness or accuracy of any of the information contained herein, and makes no representations about its suitability for any particular purpose. Users should make their own judgements about those matters and/or seek independent advice. You assume all risks associated with use of the data provided on this page.



Race Results



July 08, 2022, Race 8, BAINBRIDGE HANDICAP TROT, Distance 2600m, Addington - Survey 3200m

Result	TAB no.	Horse (Barrier)	2600 to	2400m to
2nd	1	Madeleine Stow... (2)	2400m	2200m
		Position in running (margin)	-	1(0.0)
		Sectional time (s)	16.97	15.48
		Cumulative time (s)	202.37	185.40
		Speed (m/s)	11.78	12.92
		Stride length (m)	5.17	5.53
		Stride duration (s)	0.429	0.428
		Stride efficiency (%)	41.72	47.76
		Stride count	38.71	36.18

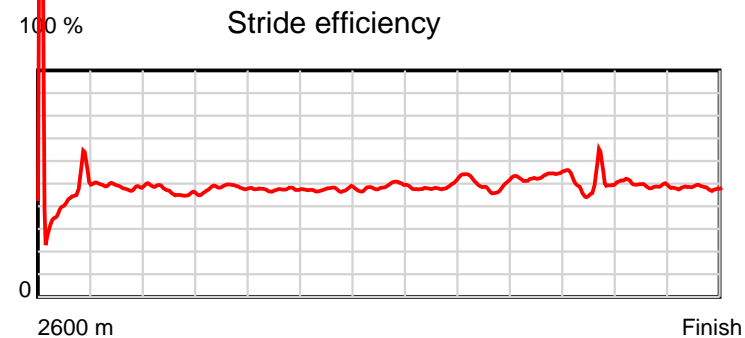
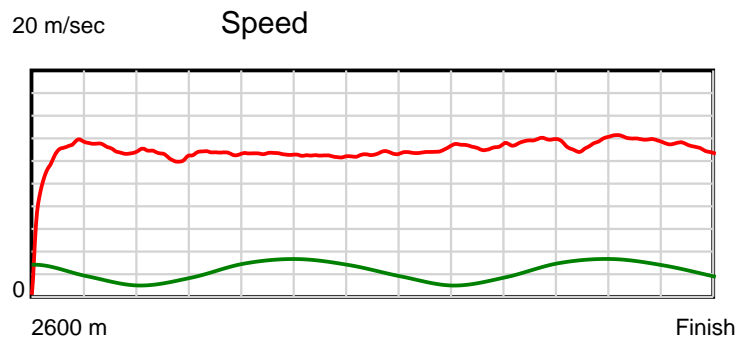
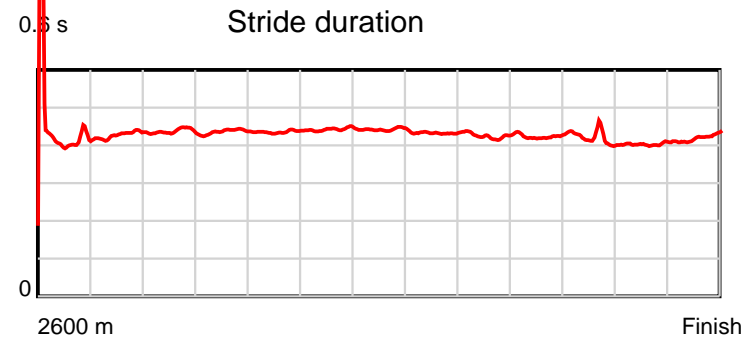
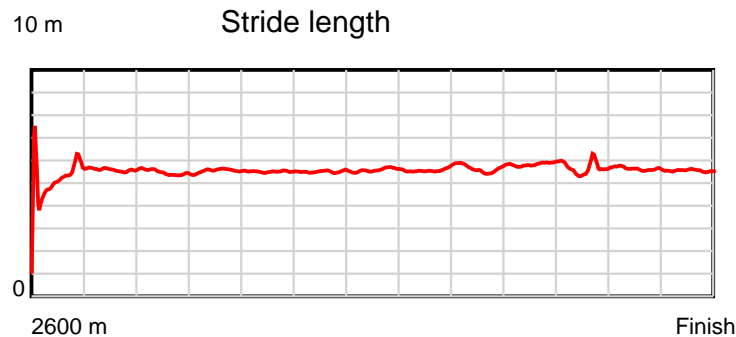
Disclaimer.

HRNZ and NZMTC and Thoroughbred Ratings Pty Ltd accepts no responsibility for the completeness or accuracy of any of the information contained herein, and makes no representations about its suitability for any particular purpose. Users should make their own judgements about those matters and/or seek independent advice. You assume all risks associated with use of the data provided on this page.

Race Results

July 08, 2022, Race 8, BAINBRIDGE HANDICAP TROT, Distance 2600m, Addington - Survey 3200m

Result	TAB no.	Horse (Barrier)	2200m to	2000m to	1800m to	1600m to	1400m to	1200m to	1000m to	800m to	600m to	400m to	200m to	Total or	Margin
2nd	1	Madeleine Stow... (2)	2000m	1800m	1600m	1400m	1200m	1000m	800m	600m	400m	200m	WP	Average	
		Position in running (margin)	1(0.0)	1(0.0)	2(4.0)	2(5.5)	2(3.5)	2(2.6)	2(2.8)	3(2.3)	4(2.8)	4(7.2)	2(4.7)		4.50
		Sectional time (s)	16.14	15.71	15.87	16.01	15.96	15.57	15.16	14.57	15.08	14.62	15.23		
		Cumulative time (s)	169.92	153.78	138.07	122.20	106.19	90.23	74.66	59.50	44.93	29.85	15.23	3:22.37	
		Speed (m/s)	12.39	12.73	12.60	12.49	12.53	12.85	13.19	13.73	13.26	13.68	13.13	12.85	
		Stride length (m)	5.42	5.56	5.49	5.53	5.54	5.55	5.61	5.81	5.54	5.51	5.53	5.52	
		Stride duration (s)	0.437	0.436	0.435	0.442	0.442	0.432	0.425	0.424	0.418	0.403	0.421	0.430	
		Stride efficiency (%)	45.89	48.23	47.06	47.76	48.00	48.17	49.12	52.81	48.04	47.52	47.75	47.59	
		Stride count	36.91	36.00	36.44	36.18	36.09	36.02	35.67	34.40	36.07	36.27	36.18	471.12	



Note: Horizontal distance axis grid lines are 200m furlongs.

Disclaimer.

HRNZ and NZMTC and Thoroughbred Ratings Pty Ltd accepts no responsibility for the completeness or accuracy of any of the information contained herein, and makes no representations about its suitability for any particular purpose. Users should make their own judgements about those matters and/or seek independent advice. You assume all risks associated with use of the data provided on this page.



Race Results



July 08, 2022, Race 8, BAINBRIDGE HANDICAP TROT, Distance 2600m, Addington - Survey 3200m

Result	TAB no.	Horse (Barrier)	2600 to	2400m to
3rd	6	Navara (10)	2400m	2200m
		Position in running (margin)	-	3(2.9)
		Sectional time (s)	17.52	15.66
		Cumulative time (s)	202.81	185.29
		Speed (m/s)	11.41	12.77
		Stride length (m)	5.31	5.94
		Stride duration (s)	0.455	0.465
		Stride efficiency (%)	44.12	55.16
		Stride count	37.64	33.66

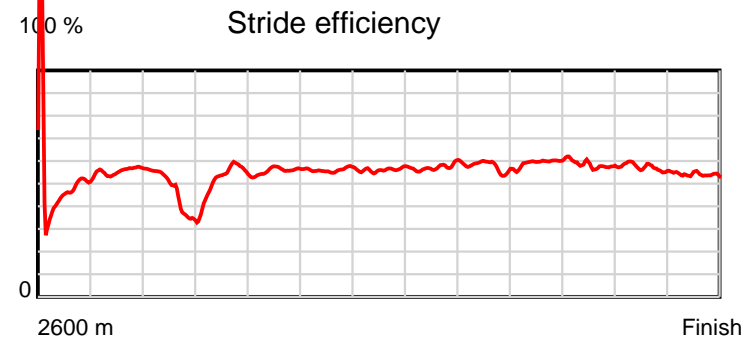
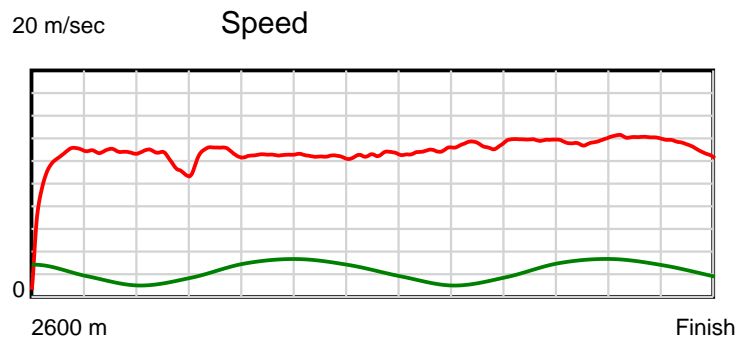
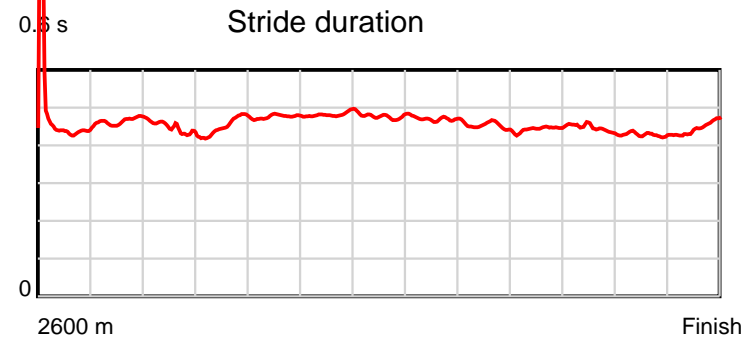
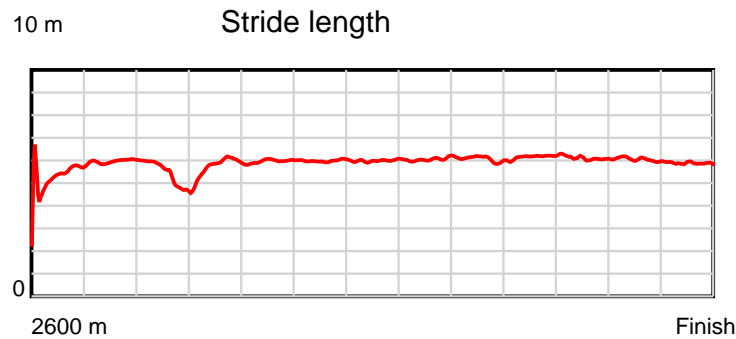
Disclaimer.

HRNZ and NZMTC and Thoroughbred Ratings Pty Ltd accepts no responsibility for the completeness or accuracy of any of the information contained herein, and makes no representations about its suitability for any particular purpose. Users should make their own judgements about those matters and/or seek independent advice. You assume all risks associated with use of the data provided on this page.

Race Results

July 08, 2022, Race 8, BAINBRIDGE HANDICAP TROT, Distance 2600m, Addington - Survey 3200m

Result	TAB no.	Horse (Barrier)	2200m to	2000m to	1800m to	1600m to	1400m to	1200m to	1000m to	800m to	600m to	400m to	200m to	Total or	Margin
3rd	6	Navara (10)	2000m	1800m	1600m	1400m	1200m	1000m	800m	600m	400m	200m	WP	Average	
		Position in running (margin)	3(4.0)	5(6.9)	6(9.9)	6(11.7)	6(10.3)	8(9.2)	8(8.6)	7(7.0)	7(6.2)	6(8.9)	4(5.8)		6.90
		Sectional time (s)	16.61	15.55	15.93	16.10	15.92	15.44	14.98	14.36	14.80	14.53	15.41		
		Cumulative time (s)	169.63	153.02	137.47	121.54	105.44	89.52	74.08	59.10	44.74	29.94	15.41	3:22.81	
		Speed (m/s)	12.04	12.86	12.55	12.42	12.56	12.95	13.35	13.93	13.51	13.76	12.98	12.82	
		Stride length (m)	5.34	5.80	5.98	6.00	5.99	6.09	6.03	6.18	6.00	5.90	5.83	5.86	
		Stride duration (s)	0.444	0.451	0.476	0.483	0.477	0.470	0.452	0.443	0.444	0.428	0.449	0.457	
		Stride efficiency (%)	44.62	52.60	55.84	56.21	56.06	57.94	56.82	59.63	56.22	54.32	53.14	53.74	
		Stride count	37.43	34.47	33.46	33.35	33.39	32.85	33.17	32.38	33.34	33.92	34.30	443.36	



Note: Horizontal distance axis grid lines are 200m furlongs.

Disclaimer.

HRNZ and NZMTC and Thoroughbred Ratings Pty Ltd accepts no responsibility for the completeness or accuracy of any of the information contained herein, and makes no representations about its suitability for any particular purpose. Users should make their own judgements about those matters and/or seek independent advice. You assume all risks associated with use of the data provided on this page.



Race Results



July 08, 2022, Race 8, BAINBRIDGE HANDICAP TROT, Distance 2600m, Addington - Survey 3200m

Result	TAB no.	Horse (Barrier)	2600 to	2400m to
4th	3	Make My Sundon (6)	2400m	2200m
		Position in running (margin)	-	7(8.8)
		Sectional time (s)	18.50	15.91
		Cumulative time (s)	202.88	184.38
		Speed (m/s)	10.81	12.57
		Stride length (m)	4.74	5.88
		Stride duration (s)	0.434	0.467
		Stride efficiency (%)	35.07	53.96
		Stride count	42.22	34.04

Disclaimer.

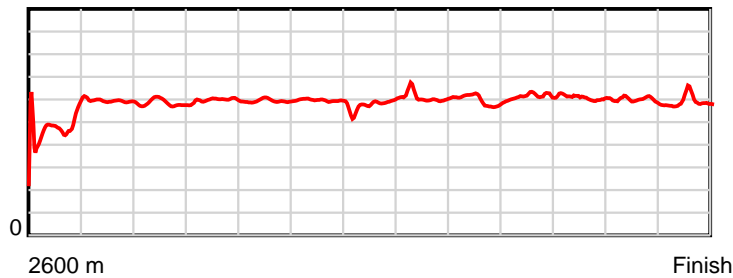
HRNZ and NZMTC and Thoroughbred Ratings Pty Ltd accepts no responsibility for the completeness or accuracy of any of the information contained herein, and makes no representations about its suitability for any particular purpose. Users should make their own judgements about those matters and/or seek independent advice. You assume all risks associated with use of the data provided on this page.

Race Results

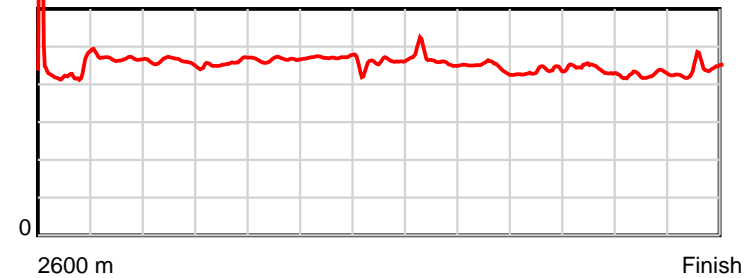
July 08, 2022, Race 8, BAINBRIDGE HANDICAP TROT, Distance 2600m, Addington - Survey 3200m

Result	TAB no.	Horse (Barrier)	2200m to	2000m to	1800m to	1600m to	1400m to	1200m to	1000m to	800m to	600m to	400m to	200m to	Total or	Margin
4th	3	Make My Sundon (6)	2000m	1800m	1600m	1400m	1200m	1000m	800m	600m	400m	200m	WP	Average	
		Position in running (margin)	8(11.4)	8(11.1)	9(12.7)	9(14.6)	9(12.4)	9(10.6)	9(10.3)	10(10.1)	10(8.9)	10(12.2)	7(8.7)		7.30
		Sectional time (s)	16.09	15.30	15.94	15.97	15.82	15.48	15.23	14.27	14.90	14.46	15.01		
		Cumulative time (s)	168.47	152.38	137.08	121.14	105.17	89.35	73.87	58.64	44.37	29.47	15.01	3:22.88	
		Speed (m/s)	12.43	13.07	12.55	12.52	12.64	12.92	13.13	14.02	13.42	13.83	13.32	12.82	
		Stride length (m)	5.72	5.96	5.84	5.92	5.75	6.00	5.85	6.11	5.85	5.87	5.86	5.78	
		Stride duration (s)	0.460	0.456	0.465	0.473	0.455	0.464	0.445	0.436	0.436	0.425	0.440	0.451	
		Stride efficiency (%)	51.17	55.56	53.24	54.83	51.63	56.22	53.42	58.30	53.53	53.88	53.72	52.12	
		Stride count	34.95	33.54	34.26	33.76	34.79	33.34	34.21	32.74	34.17	34.06	34.11	450.19	

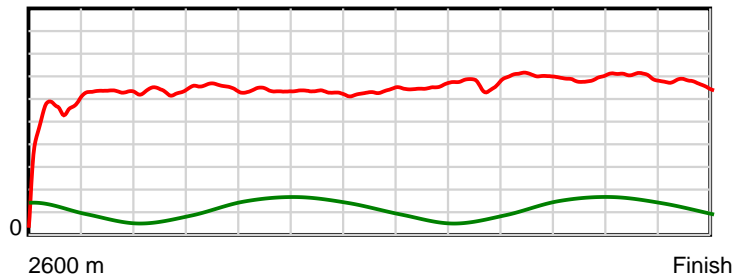
10 m Stride length



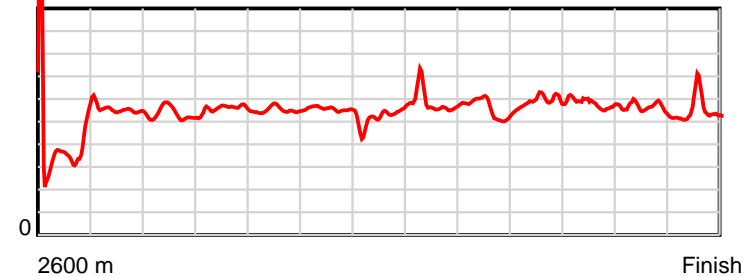
0.5 s Stride duration



20 m/sec Speed



100 % Stride efficiency



Note: Horizontal distance axis grid lines are 200m furlongs.

Disclaimer.

HRNZ and NZMTC and Thoroughbred Ratings Pty Ltd accepts no responsibility for the completeness or accuracy of any of the information contained herein, and makes no representations about its suitability for any particular purpose. Users should make their own judgements about those matters and/or seek independent advice. You assume all risks associated with use of the data provided on this page.



Race Results



July 08, 2022, Race 8, BAINBRIDGE HANDICAP TROT, Distance 2600m, Addington - Survey 3200m

Result	TAB no.	Horse (Barrier)	2600 to	2400m to
5th	4	Jerry Garcia (7)	2400m	2200m
		Position in running (margin)	-	2(0.9)
		Sectional time (s)	17.26	15.61
		Cumulative time (s)	202.89	185.63
		Speed (m/s)	11.58	12.81
		Stride length (m)	5.54	6.14
		Stride duration (s)	0.465	0.479
		Stride efficiency (%)	47.94	58.86
		Stride count	36.11	32.59

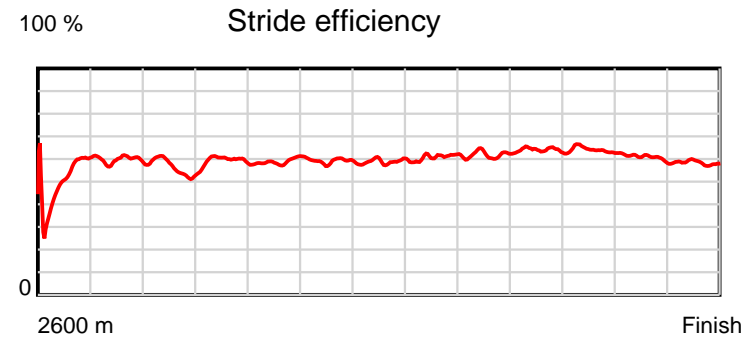
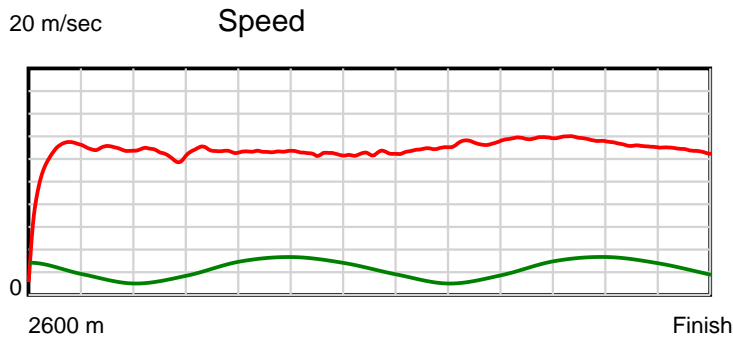
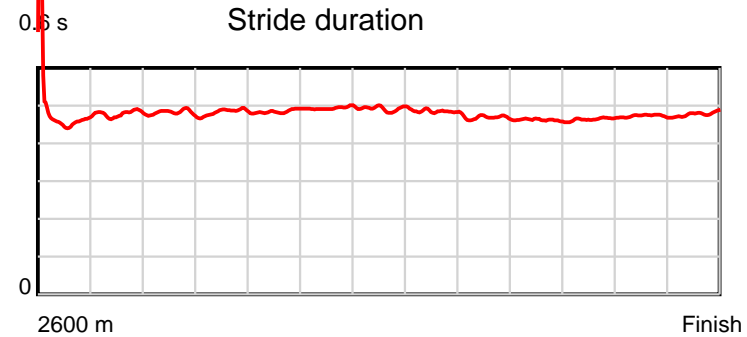
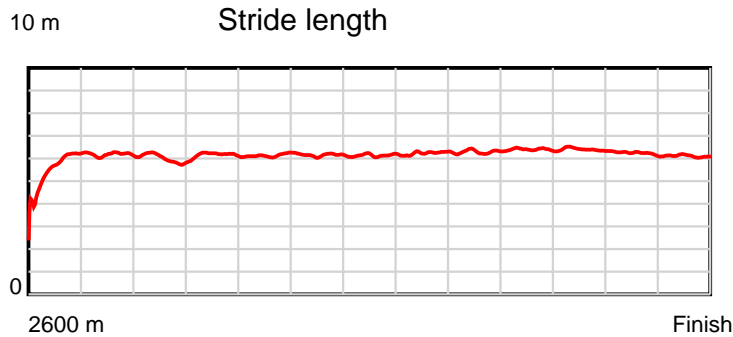
Disclaimer.

HRNZ and NZMTC and Thoroughbred Ratings Pty Ltd accepts no responsibility for the completeness or accuracy of any of the information contained herein, and makes no representations about its suitability for any particular purpose. Users should make their own judgements about those matters and/or seek independent advice. You assume all risks associated with use of the data provided on this page.

Race Results

July 08, 2022, Race 8, BAINBRIDGE HANDICAP TROT, Distance 2600m, Addington - Survey 3200m

Result	TAB no.	Horse (Barrier)	2200m to	2000m to	1800m to	1600m to	1400m to	1200m to	1000m to	800m to	600m to	400m to	200m to	Total or	Margin
5th	4	Jerry Garcia (7)	2000m	1800m	1600m	1400m	1200m	1000m	800m	600m	400m	200m	WP	Average	
		Position in running (margin)	2(1.6)	3(2.0)	3(6.1)	3(7.5)	3(5.9)	3(4.9)	4(4.5)	4(3.5)	3(2.8)	2(4.4)	3(4.7)		7.40
		Sectional time (s)	16.19	15.73	15.86	16.06	15.94	15.48	15.09	14.35	14.62	15.11	15.59		
		Cumulative time (s)	170.02	153.83	138.10	122.24	106.18	90.24	74.76	59.67	45.32	30.70	15.59	3:22.89	
		Speed (m/s)	12.35	12.71	12.61	12.45	12.55	12.92	13.25	13.94	13.68	13.24	12.83	12.81	
		Stride length (m)	5.95	6.14	6.11	6.15	6.18	6.27	6.20	6.42	6.36	6.25	6.13	6.13	
		Stride duration (s)	0.482	0.483	0.485	0.494	0.492	0.485	0.468	0.461	0.465	0.472	0.478	0.479	
		Stride efficiency (%)	55.29	58.97	58.39	59.01	59.63	61.36	60.04	64.49	63.20	61.06	58.80	58.79	
		Stride count	33.62	32.56	32.72	32.55	32.38	31.92	32.26	31.13	31.45	32.00	32.60	423.89	



Note: Horizontal distance axis grid lines are 200m furlongs.

Disclaimer.

HRNZ and NZMTC and Thoroughbred Ratings Pty Ltd accepts no responsibility for the completeness or accuracy of any of the information contained herein, and makes no representations about its suitability for any particular purpose. Users should make their own judgements about those matters and/or seek independent advice. You assume all risks associated with use of the data provided on this page.



Race Results



July 08, 2022, Race 8, BAINBRIDGE HANDICAP TROT, Distance 2600m, Addington - Survey 3200m

Result	TAB no.	Horse (Barrier)	2600 to	2400m to
6th	2	Cody Banner (3)	2400m	2200m
		Position in running (margin)	-	5(5.1)
		Sectional time (s)	17.79	15.62
		Cumulative time (s)	203.43	185.64
		Speed (m/s)	11.24	12.80
		Stride length (m)	5.13	5.69
		Stride duration (s)	0.448	0.444
		Stride efficiency (%)	41.07	50.58
		Stride count	39.01	35.15

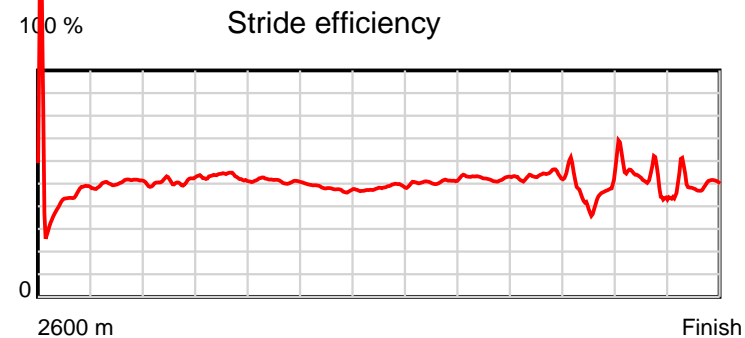
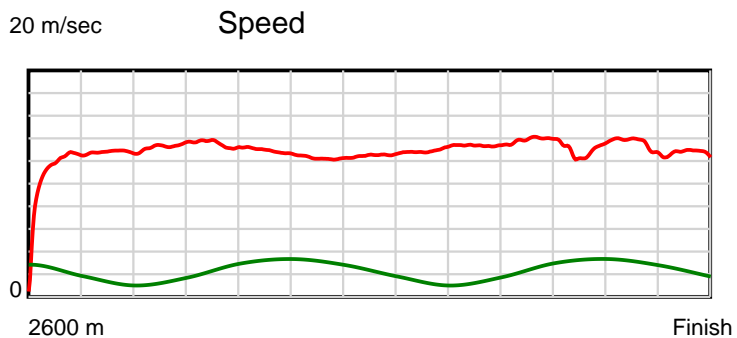
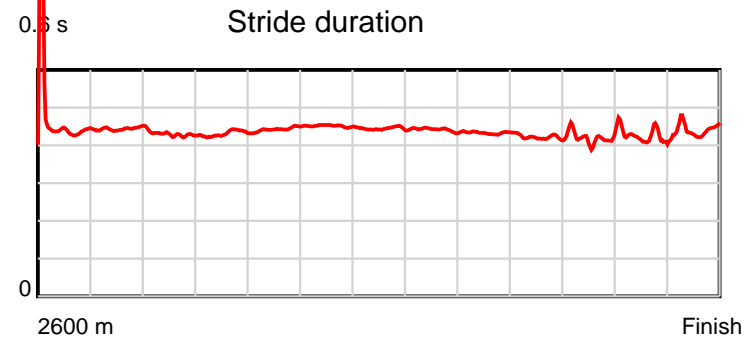
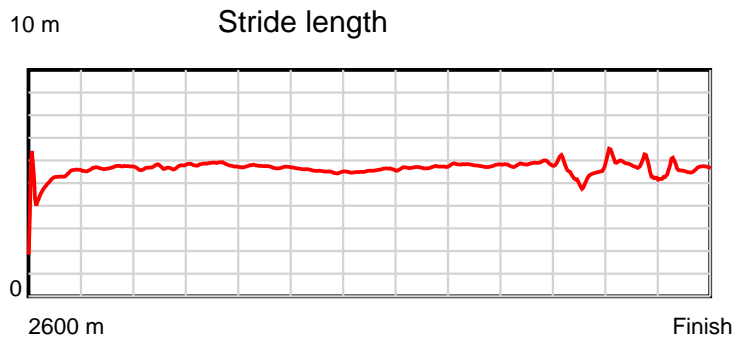
Disclaimer.

HRNZ and NZMTC and Thoroughbred Ratings Pty Ltd accepts no responsibility for the completeness or accuracy of any of the information contained herein, and makes no representations about its suitability for any particular purpose. Users should make their own judgements about those matters and/or seek independent advice. You assume all risks associated with use of the data provided on this page.

Race Results

July 08, 2022, Race 8, BAINBRIDGE HANDICAP TROT, Distance 2600m, Addington - Survey 3200m

Result	TAB no.	Horse (Barrier)	2200m to	2000m to	1800m to	1600m to	1400m to	1200m to	1000m to	800m to	600m to	400m to	200m to	Total or	Margin
6th	2	Cody Banner (3)	2000m	1800m	1600m	1400m	1200m	1000m	800m	600m	400m	200m	WP	Average	
		Position in running (margin)	4(5.9)	2(1.1)	1(0.0)	1(0.0)	1(0.0)	1(0.0)	1(0.0)	1(0.0)	2(0.8)	3(6.5)	5(6.2)		10.30
		Sectional time (s)	15.33	14.86	15.63	16.34	16.11	15.55	15.25	14.62	15.30	14.99	16.04		
		Cumulative time (s)	170.02	154.69	139.83	124.20	107.86	91.75	76.20	60.95	46.33	31.03	16.04	3:23.43	
		Speed (m/s)	13.05	13.46	12.80	12.24	12.41	12.86	13.11	13.68	13.07	13.34	12.47	12.78	
		Stride length (m)	5.59	5.80	5.68	5.52	5.52	5.68	5.69	5.75	5.53	5.54	5.50	5.58	
		Stride duration (s)	0.429	0.431	0.444	0.451	0.444	0.442	0.433	0.421	0.423	0.415	0.441	0.437	
		Stride efficiency (%)	48.89	52.64	50.35	47.68	47.55	50.44	50.51	51.75	47.71	48.01	47.29	48.68	
		Stride count	35.76	34.46	35.23	36.21	36.26	35.20	35.18	34.75	36.20	36.08	36.36	465.85	



Note: Horizontal distance axis grid lines are 200m furlongs.

Disclaimer.

HRNZ and NZMTC and Thoroughbred Ratings Pty Ltd accepts no responsibility for the completeness or accuracy of any of the information contained herein, and makes no representations about its suitability for any particular purpose. Users should make their own judgements about those matters and/or seek independent advice. You assume all risks associated with use of the data provided on this page.



Race Results



July 08, 2022, Race 8, BAINBRIDGE HANDICAP TROT, Distance 2600m, Addington - Survey 3200m

Result	TAB no.	Horse (Barrier)	2600 to	2400m to
7th	5	Racey Krusa (9)	2400m	2200m
		Position in running (margin)	-	6(6.0)
		Sectional time (s)	17.94	16.11
		Cumulative time (s)	203.44	185.50
		Speed (m/s)	11.15	12.41
		Stride length (m)	5.24	5.66
		Stride duration (s)	0.458	0.456
		Stride efficiency (%)	42.97	50.12
		Stride count	38.14	35.31

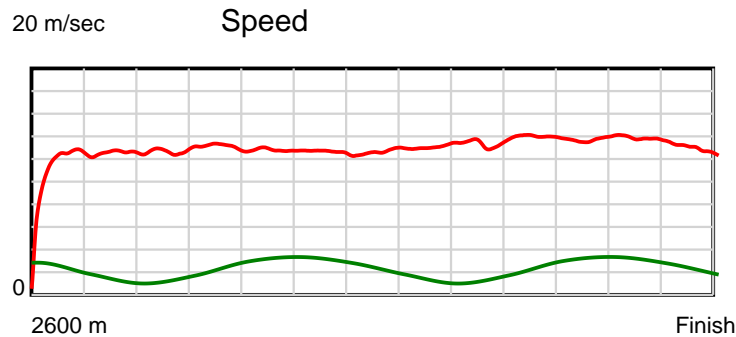
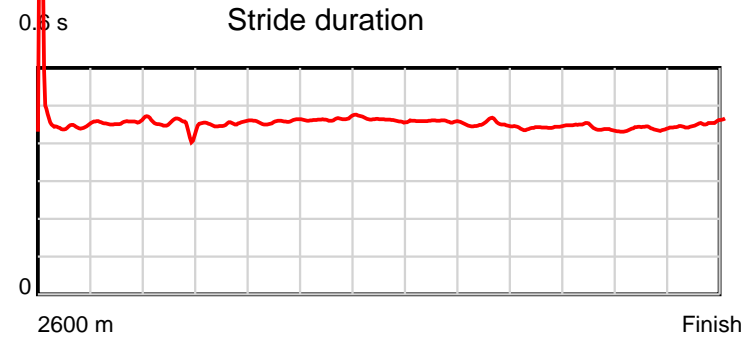
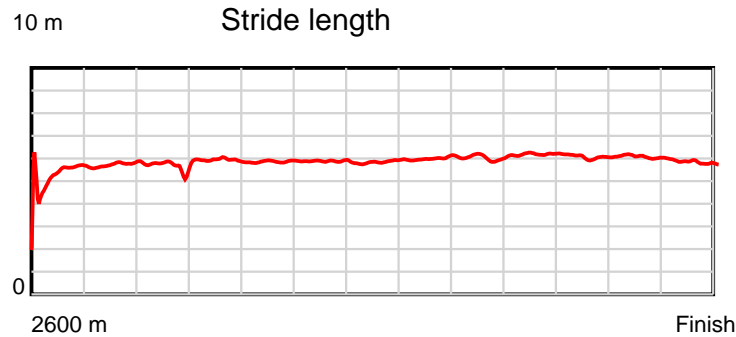
Disclaimer.

HRNZ and NZMTC and Thoroughbred Ratings Pty Ltd accepts no responsibility for the completeness or accuracy of any of the information contained herein, and makes no representations about its suitability for any particular purpose. Users should make their own judgements about those matters and/or seek independent advice. You assume all risks associated with use of the data provided on this page.

Race Results

July 08, 2022, Race 8, BAINBRIDGE HANDICAP TROT, Distance 2600m, Addington - Survey 3200m

Result	TAB no.	Horse (Barrier)	2200m to	2000m to	1800m to	1600m to	1400m to	1200m to	1000m to	800m to	600m to	400m to	200m to	Total or	Margin
7th	5	Racey Krusa (9)	2000m	1800m	1600m	1400m	1200m	1000m	800m	600m	400m	200m	WP	Average	
		Position in running (margin)	6(9.7)	7(9.2)	7(11.1)	7(12.7)	7(10.5)	7(8.5)	7(8.4)	8(8.2)	8(7.0)	7(10.2)	8(8.7)		10.40
		Sectional time (s)	16.05	15.35	15.89	15.98	15.77	15.53	15.21	14.28	14.88	14.80	15.65		
		Cumulative time (s)	169.39	153.34	137.99	122.10	106.12	90.35	74.82	59.61	45.33	30.45	15.65	3:23.44	
		Speed (m/s)	12.46	13.03	12.59	12.52	12.68	12.88	13.15	14.01	13.44	13.51	12.78	12.78	
		Stride length (m)	5.59	5.90	5.77	5.82	5.87	5.90	5.93	6.18	5.93	5.94	5.80	5.80	
		Stride duration (s)	0.448	0.453	0.458	0.465	0.463	0.459	0.451	0.442	0.441	0.440	0.454	0.454	
		Stride efficiency (%)	48.76	54.35	51.94	52.88	53.77	54.46	54.98	59.77	54.90	55.18	52.52	52.59	
		Stride count	35.80	33.91	34.69	34.38	34.09	33.88	33.72	32.34	33.74	33.66	34.50	448.16	



Note: Horizontal distance axis grid lines are 200m furlongs.

Disclaimer.

HRNZ and NZMTC and Thoroughbred Ratings Pty Ltd accepts no responsibility for the completeness or accuracy of any of the information contained herein, and makes no representations about its suitability for any particular purpose. Users should make their own judgements about those matters and/or seek independent advice. You assume all risks associated with use of the data provided on this page.



Race Results



July 08, 2022, Race 8, BAINBRIDGE HANDICAP TROT, Distance 2600m, Addington - Survey 3200m

Result	TAB no.	Horse (Barrier)	2600 to	2400m to
8th	12	Listen Easy (0)	2400m	2200m
		Position in running (margin)	-	11(13.7)
		Sectional time (s)	19.28	15.77
		Cumulative time (s)	203.77	184.49
		Speed (m/s)	10.37	12.68
		Stride length (m)	5.53	5.84
		Stride duration (s)	0.466	0.461
		Stride efficiency (%)	47.85	53.38
		Stride count	36.14	34.22

Disclaimer.

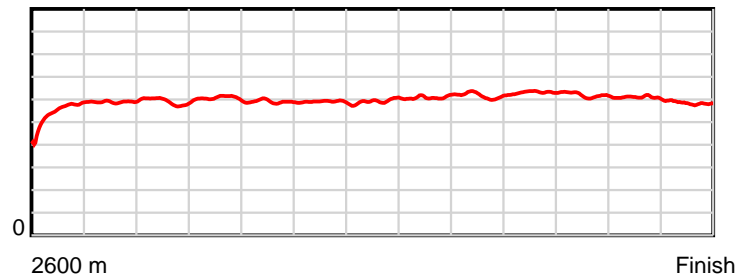
HRNZ and NZMTC and Thoroughbred Ratings Pty Ltd accepts no responsibility for the completeness or accuracy of any of the information contained herein, and makes no representations about its suitability for any particular purpose. Users should make their own judgements about those matters and/or seek independent advice. You assume all risks associated with use of the data provided on this page.

Race Results

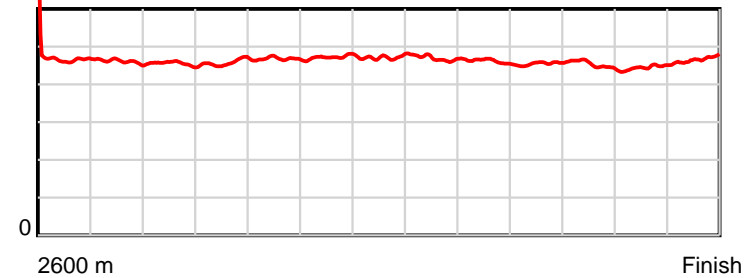
July 08, 2022, Race 8, BAINBRIDGE HANDICAP TROT, Distance 2600m, Addington - Survey 3200m

Result	TAB no.	Horse (Barrier)	2200m to	2000m to	1800m to	1600m to	1400m to	1200m to	1000m to	800m to	600m to	400m to	200m to	Total or	Margin
8th	12	Listen Easy (0)	2000m	1800m	1600m	1400m	1200m	1000m	800m	600m	400m	200m	WP	Average	
		Position in running (margin)	10(15.5)	9(11.3)	8(12.2)	8(13.5)	8(11.9)	10(11.1)	10(10.4)	9(9.2)	9(8.6)	8(11.1)	6(8.3)		12.30
		Sectional time (s)	15.43	15.20	15.85	16.06	15.98	15.42	15.06	14.38	14.77	14.58	15.99		
		Cumulative time (s)	168.72	153.29	138.09	122.24	106.18	90.20	74.78	59.72	45.34	30.57	15.99	3:23.77	
		Speed (m/s)	12.96	13.16	12.62	12.45	12.52	12.97	13.28	13.91	13.54	13.72	12.51	12.76	
		Stride length (m)	5.90	6.03	5.90	5.88	5.90	6.09	6.13	6.33	6.13	6.10	5.84	5.96	
		Stride duration (s)	0.455	0.458	0.468	0.472	0.471	0.469	0.461	0.455	0.453	0.444	0.467	0.467	
		Stride efficiency (%)	54.35	56.90	54.39	54.08	54.43	57.87	58.67	62.52	58.78	58.05	53.21	55.57	
		Stride count	33.91	33.14	33.90	34.00	33.89	32.86	32.64	31.62	32.61	32.81	34.27	436.01	

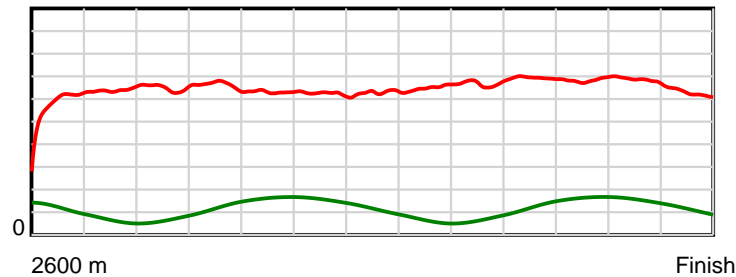
10 m Stride length



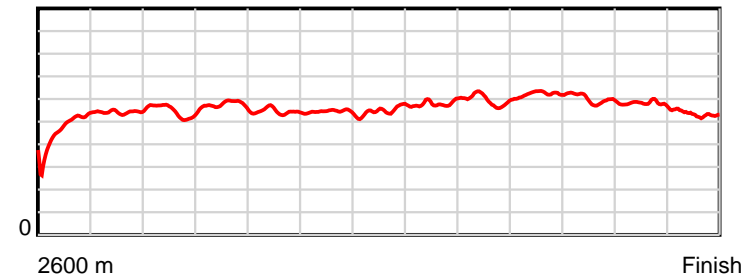
0.6 s Stride duration



20 m/sec Speed



100 % Stride efficiency



Note: Horizontal distance axis grid lines are 200m furlongs.

Disclaimer.

HRNZ and NZMTC and Thoroughbred Ratings Pty Ltd accepts no responsibility for the completeness or accuracy of any of the information contained herein, and makes no representations about its suitability for any particular purpose. Users should make their own judgements about those matters and/or seek independent advice. You assume all risks associated with use of the data provided on this page.



Race Results



July 08, 2022, Race 8, BAINBRIDGE HANDICAP TROT, Distance 2600m, Addington - Survey 3200m

Result	TAB no.	Horse (Barrier)	2600 to	2400m to
9th	7	Take After Me (11)	2400m	2200m
		Position in running (margin)	-	4(4.5)
		Sectional time (s)	17.73	16.05
		Cumulative time (s)	203.88	186.15
		Speed (m/s)	11.28	12.46
		Stride length (m)	5.34	5.57
		Stride duration (s)	0.466	0.447
		Stride efficiency (%)	44.57	48.41
		Stride count	37.45	35.93

Disclaimer.

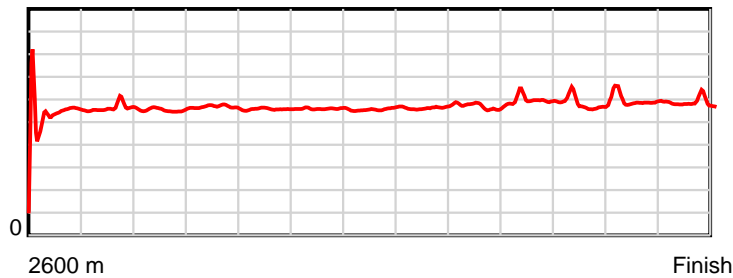
HRNZ and NZMTC and Thoroughbred Ratings Pty Ltd accepts no responsibility for the completeness or accuracy of any of the information contained herein, and makes no representations about its suitability for any particular purpose. Users should make their own judgements about those matters and/or seek independent advice. You assume all risks associated with use of the data provided on this page.

Race Results

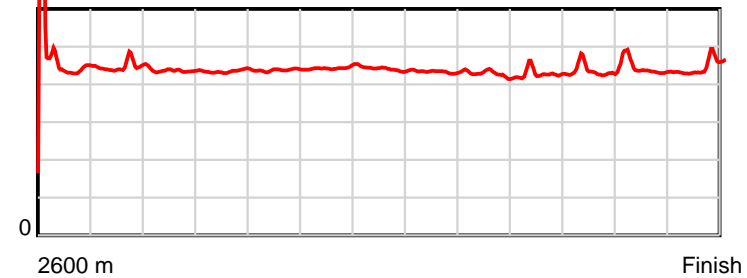
July 08, 2022, Race 8, BAINBRIDGE HANDICAP TROT, Distance 2600m, Addington - Survey 3200m

Result	TAB no.	Horse (Barrier)	2200m to	2000m to	1800m to	1600m to	1400m to	1200m to	1000m to	800m to	600m to	400m to	200m to	Total or	Margin
9th	7	Take After Me (11)	2000m	1800m	1600m	1400m	1200m	1000m	800m	600m	400m	200m	WP	Average	
		Position in running (margin)	5(7.9)	4(6.8)	4(8.6)	5(11.3)	5(8.8)	5(7.1)	6(6.8)	6(6.3)	6(5.2)	9(12.2)	9(12.5)		12.90
		Sectional time (s)	15.96	15.33	16.08	15.92	15.83	15.49	15.17	14.29	15.52	15.10	15.41		
		Cumulative time (s)	170.10	154.14	138.81	122.73	106.81	90.98	75.49	60.32	46.03	30.51	15.41	3:23.88	
		Speed (m/s)	12.53	13.05	12.44	12.56	12.63	12.91	13.18	14.00	12.89	13.25	12.98	12.75	
		Stride length (m)	5.47	5.67	5.45	5.58	5.56	5.59	5.63	5.97	5.62	5.81	5.80	5.62	
		Stride duration (s)	0.437	0.435	0.438	0.444	0.440	0.433	0.427	0.427	0.436	0.439	0.447	0.440	
		Stride efficiency (%)	46.78	50.29	46.33	48.60	48.37	48.90	49.55	55.77	49.43	52.73	52.56	49.29	
		Stride count	36.55	35.26	36.73	35.86	35.95	35.75	35.52	33.48	35.56	34.43	34.48	462.95	

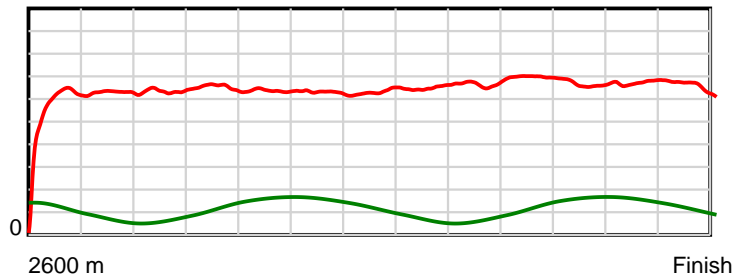
10 m Stride length



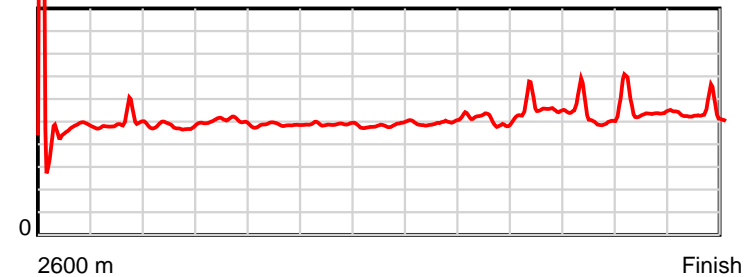
0.6 s Stride duration



20 m/sec Speed



100 % Stride efficiency



Note: Horizontal distance axis grid lines are 200m furlongs.

Disclaimer.

HRNZ and NZMTC and Thoroughbred Ratings Pty Ltd accepts no responsibility for the completeness or accuracy of any of the information contained herein, and makes no representations about its suitability for any particular purpose. Users should make their own judgements about those matters and/or seek independent advice. You assume all risks associated with use of the data provided on this page.



Race Results



July 08, 2022, Race 8, BAINBRIDGE HANDICAP TROT, Distance 2600m, Addington - Survey 3200m

Result	TAB no.	Horse (Barrier)	2600 to	2400m to
10th	9	Harry Potter (4)	2400m	2200m
		Position in running (margin)	-	10(10.7)
		Sectional time (s)	18.66	16.36
		Cumulative time (s)	204.16	185.50
		Speed (m/s)	10.72	12.22
		Stride length (m)	5.27	5.41
		Stride duration (s)	0.441	0.443
		Stride efficiency (%)	43.32	45.78
		Stride count	37.98	36.95

Disclaimer.

HRNZ and NZMTC and Thoroughbred Ratings Pty Ltd accepts no responsibility for the completeness or accuracy of any of the information contained herein, and makes no representations about its suitability for any particular purpose. Users should make their own judgements about those matters and/or seek independent advice. You assume all risks associated with use of the data provided on this page.

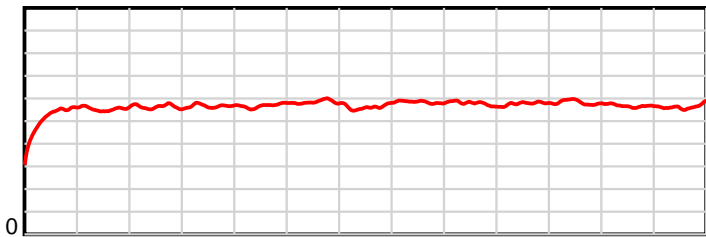
Race Results

July 08, 2022, Race 8, BAINBRIDGE HANDICAP TROT, Distance 2600m, Addington - Survey 3200m

Result	TAB no.	Horse (Barrier)	2200m to	2000m to	1800m to	1600m to	1400m to	1200m to	1000m to	800m to	600m to	400m to	200m to	Total or	Margin
10th	9	Harry Potter (4)	2000m	1800m	1600m	1400m	1200m	1000m	800m	600m	400m	200m	WP	Average	
		Position in running (margin)	11(15.9)	11(15.7)	11(17.6)	11(19.5)	11(16.5)	11(13.4)	11(13.3)	11(13.1)	11(12.2)	11(15.2)	10(13.1)		14.40
		Sectional time (s)	16.10	15.35	15.95	15.84	15.59	15.53	15.21	14.35	14.84	14.70	15.68		
		Cumulative time (s)	169.14	153.04	137.69	121.74	105.90	90.31	74.78	59.57	45.22	30.38	15.68	3:24.16	
		Speed (m/s)	12.42	13.03	12.54	12.63	12.83	12.88	13.15	13.94	13.48	13.61	12.76	12.73	
		Stride length (m)	5.51	5.68	5.58	5.81	5.62	5.68	5.66	5.79	5.74	5.70	5.52	5.61	
		Stride duration (s)	0.443	0.436	0.445	0.460	0.438	0.441	0.431	0.416	0.426	0.419	0.433	0.440	
		Stride efficiency (%)	47.37	50.46	48.72	52.75	49.42	50.49	50.06	52.45	51.44	50.72	47.60	49.17	
		Stride count	36.33	35.20	35.82	34.42	35.56	35.18	35.33	34.52	34.86	35.11	36.24	463.50	

10 m

Stride length

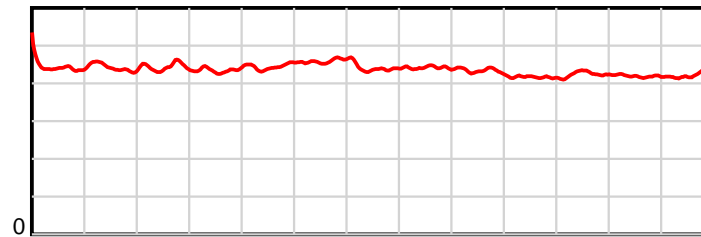


2600 m

Finish

0.6 s

Stride duration

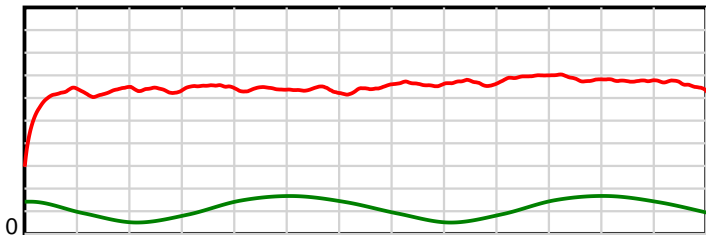


2600 m

Finish

20 m/sec

Speed

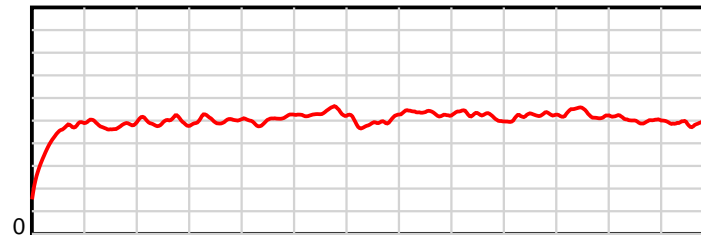


2600 m

Finish

100 %

Stride efficiency



2600 m

Finish

Note: Horizontal distance axis grid lines are 200m furlongs.

Disclaimer.

HRNZ and NZMTC and Thoroughbred Ratings Pty Ltd accepts no responsibility for the completeness or accuracy of any of the information contained herein, and makes no representations about its suitability for any particular purpose. Users should make their own judgements about those matters and/or seek independent advice. You assume all risks associated with use of the data provided on this page.



Race Results



July 08, 2022, Race 8, BAINBRIDGE HANDICAP TROT, Distance 2600m, Addington - Survey 3200m

Result	TAB no.	Horse (Barrier)	2600 to	2400m to
11th	11	King Of Love (8)	2400m	2200m
		Position in running (margin)	-	12(16.5)
		Sectional time (s)	19.89	15.81
		Cumulative time (s)	205.93	186.04
		Speed (m/s)	10.05	12.65
		Stride length (m)	5.76	6.22
		Stride duration (s)	0.485	0.492
		Stride efficiency (%)	51.76	60.51
		Stride count	34.75	32.14

Disclaimer.

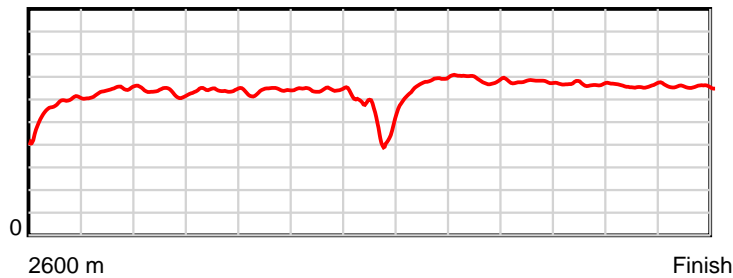
HRNZ and NZMTC and Thoroughbred Ratings Pty Ltd accepts no responsibility for the completeness or accuracy of any of the information contained herein, and makes no representations about its suitability for any particular purpose. Users should make their own judgements about those matters and/or seek independent advice. You assume all risks associated with use of the data provided on this page.

Race Results

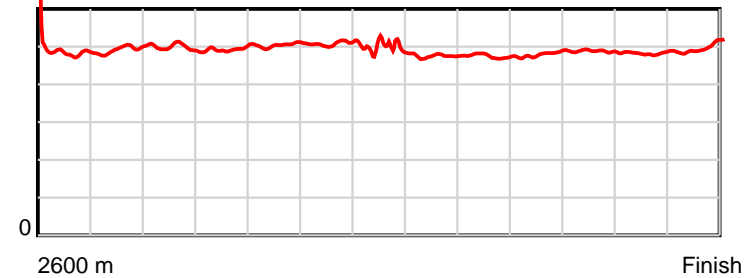
July 08, 2022, Race 8, BAINBRIDGE HANDICAP TROT, Distance 2600m, Addington - Survey 3200m

Result	TAB no.	Horse (Barrier)	2200m to	2000m to	1800m to	1600m to	1400m to	1200m to	1000m to	800m to	600m to	400m to	200m to	Total or	Margin
11th	11	King Of Love (8)	2000m	1800m	1600m	1400m	1200m	1000m	800m	600m	400m	200m	WP	Average	
		Position in running (margin)	12(18.5)	12(17.4)	12(19.0)	12(20.7)	12(18.7)	12(37.2)	12(30.1)	12(24.0)	12(23.0)	12(25.8)	11(24.0)		24.20
		Sectional time (s)	15.96	15.31	15.91	16.00	19.20	14.36	14.23	14.31	14.81	14.76	15.38		
		Cumulative time (s)	170.23	154.27	138.96	123.05	107.05	87.85	73.49	59.26	44.95	30.14	15.38	3:25.93	
		Speed (m/s)	12.53	13.06	12.57	12.50	10.42	13.93	14.05	13.98	13.50	13.55	13.00	12.63	
		Stride length (m)	6.25	6.45	6.34	6.36	5.13	6.61	6.67	6.72	6.58	6.55	6.49	6.28	
		Stride duration (s)	0.499	0.493	0.504	0.509	0.492	0.474	0.475	0.481	0.487	0.483	0.499	0.498	
		Stride efficiency (%)	61.06	64.94	62.73	63.19	41.11	68.24	69.49	70.52	67.65	66.96	65.75	61.71	
		Stride count	32.00	31.03	31.57	31.45	38.99	30.27	29.99	29.77	30.40	30.55	30.83	413.74	

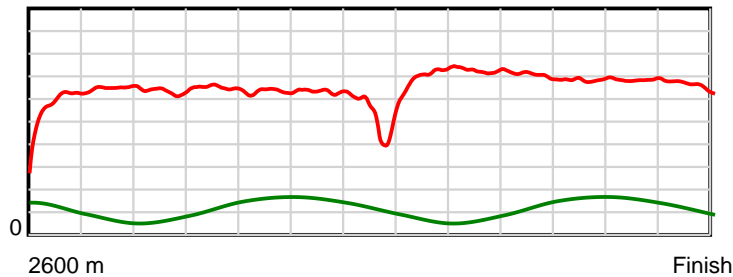
10 m Stride length



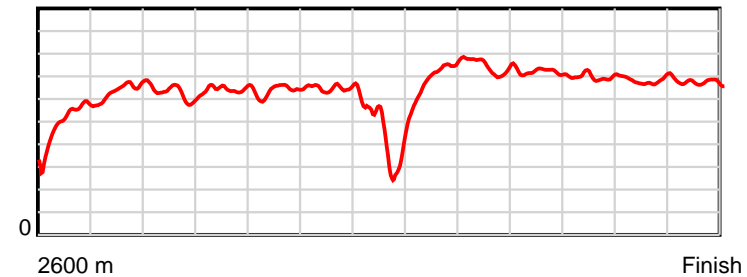
0.6 s Stride duration



20 m/sec Speed



100 % Stride efficiency



Note: Horizontal distance axis grid lines are 200m furlongs.

Disclaimer.

HRNZ and NZMTC and Thoroughbred Ratings Pty Ltd accepts no responsibility for the completeness or accuracy of any of the information contained herein, and makes no representations about its suitability for any particular purpose. Users should make their own judgements about those matters and/or seek independent advice. You assume all risks associated with use of the data provided on this page.



Race Results



July 08, 2022, Race 8, BAINBRIDGE HANDICAP TROT, Distance 2600m, Addington - Survey 3200m

Result	TAB no.	Horse (Barrier)	2600 to	2400m to
12th	8	Majestic Rollo... (1)	2400m	2200m
		Position in running (margin)	-	8(9.0)
		Sectional time (s)	18.63	15.68
		Cumulative time (s)	210.75	192.12
		Speed (m/s)	10.73	12.76
		Stride length (m)	54.87	12.08
		Stride duration (s)	4.513	0.947
		Stride efficiency (%)	4704.67	227.90
		Stride count	3.64	16.56

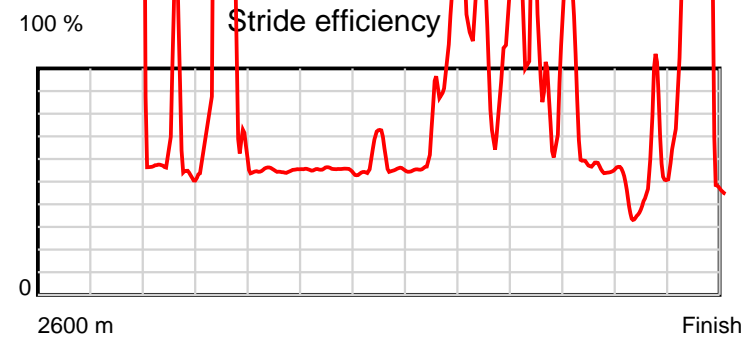
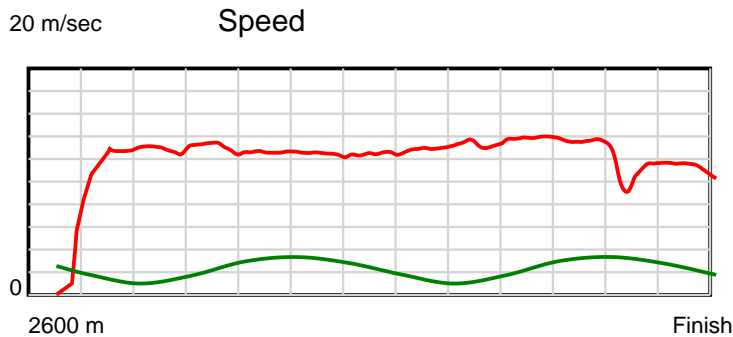
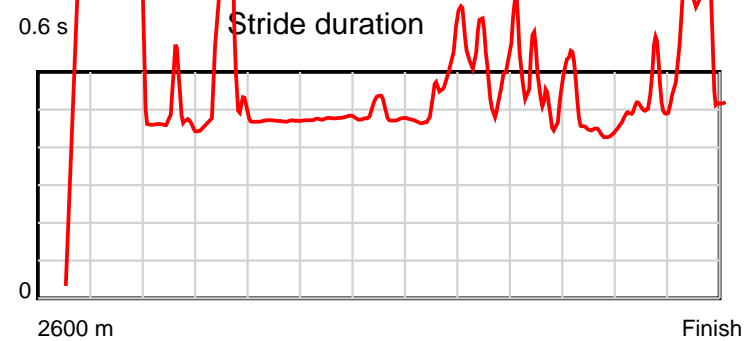
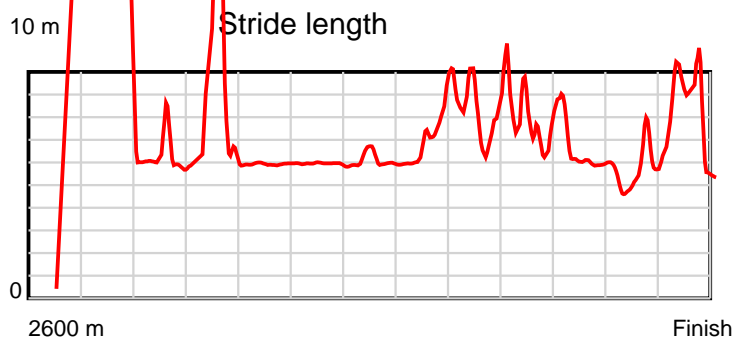
Disclaimer.

HRNZ and NZMTC and Thoroughbred Ratings Pty Ltd accepts no responsibility for the completeness or accuracy of any of the information contained herein, and makes no representations about its suitability for any particular purpose. Users should make their own judgements about those matters and/or seek independent advice. You assume all risks associated with use of the data provided on this page.

Race Results

July 08, 2022, Race 8, BAINBRIDGE HANDICAP TROT, Distance 2600m, Addington - Survey 3200m

Result	TAB no.	Horse (Barrier)	2200m to	2000m to	1800m to	1600m to	1400m to	1200m to	1000m to	800m to	600m to	400m to	200m to	Total or	Margin
12th	8	Majestic Rollo... (1)	2000m	1800m	1600m	1400m	1200m	1000m	800m	600m	400m	200m	WP	Average	
		Position in running (margin)	7(10.2)	6(7.1)	5(8.6)	4(9.9)	4(7.6)	6(7.3)	5(6.5)	5(5.3)	5(4.5)	5(8.6)	12(36.9)		51.00
		Sectional time (s)	15.62	15.29	15.85	15.95	16.05	15.42	15.04	14.36	15.03	19.77	18.06		
		Cumulative time (s)	176.44	160.82	145.53	129.68	113.73	97.68	82.26	67.22	52.86	37.83	18.06	3:30.75	
		Speed (m/s)	12.80	13.08	12.62	12.54	12.46	12.97	13.30	13.93	13.31	10.12	11.07	12.34	
		Stride length (m)	5.98	7.67	5.93	5.98	6.04	6.51	7.56	7.17	6.24	5.31	6.78	7.14	
		Stride duration (s)	0.467	0.586	0.470	0.477	0.485	0.502	0.569	0.515	0.469	0.525	0.612	0.579	
		Stride efficiency (%)	55.85	91.85	54.96	55.91	57.00	66.32	89.41	80.41	60.76	44.02	71.73	79.59	
		Stride count	33.45	26.09	33.72	33.44	33.12	30.70	26.44	27.88	32.07	37.68	29.52	364.31	



Note: Horizontal distance axis grid lines are 200m furlongs.

Disclaimer.

HRNZ and NZMTC and Thoroughbred Ratings Pty Ltd accepts no responsibility for the completeness or accuracy of any of the information contained herein, and makes no representations about its suitability for any particular purpose. Users should make their own judgements about those matters and/or seek independent advice. You assume all risks associated with use of the data provided on this page.