



Race Results

NZ Metropolitan Trotting Club Inc, HRNZ, July 10, 2022

Compilation date: July 10, 2022, 4:13:26 PM (NZST)

Copyright © 2022 HRNZ and NZMTC. All rights reserved.

Trademarks.

StrideMASTER is a registered trademark of Thoroughbred Ratings Pty Ltd.

Disclaimer.

HRNZ and NZMTC and Thoroughbred Ratings Pty Ltd accepts no responsibility for the completeness or accuracy of any of the information contained herein, and makes no representations about its suitability for any particular purpose. Users should make their own judgements about those matters and/or seek independent advice. You assume all risks associated with use of the data provided on this page.



Race Results



July 10, 2022, Race 1, IRT. YOUR HORSE. OUR PASSION. PACE, Distance 2600m, Addington - Survey 3200m

Result	TAB no.	Horse (Barrier)	2600 to	2400m to
1st	4	Westar Lad (4)	2400m	2200m
		Position in running (margin)	-	2(0.6)
		Sectional time (s)	15.48	14.03
		Cumulative time (s)	197.49	182.01
		Speed (m/s)	12.92	14.26
		Stride length (m)	6.30	7.16
		Stride duration (s)	0.485	0.503
		Stride efficiency (%)	62.10	80.13
		Stride count	31.73	27.93

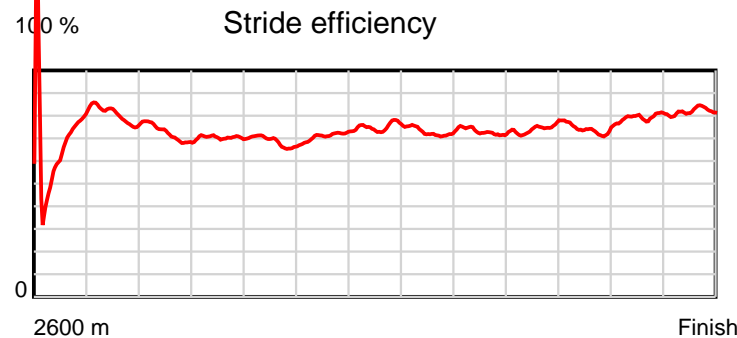
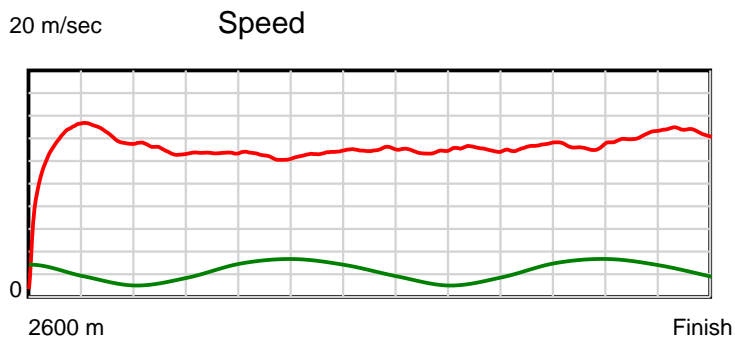
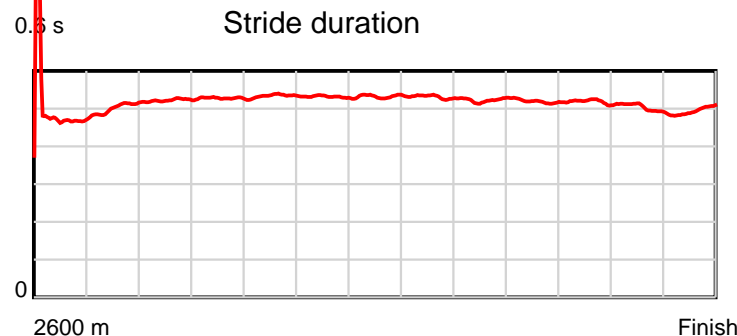
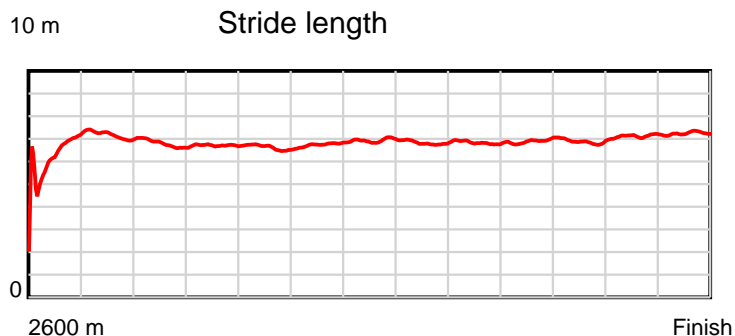
Disclaimer.

HRNZ and NZMTC and Thoroughbred Ratings Pty Ltd accepts no responsibility for the completeness or accuracy of any of the information contained herein, and makes no representations about its suitability for any particular purpose. Users should make their own judgements about those matters and/or seek independent advice. You assume all risks associated with use of the data provided on this page.

Race Results

July 10, 2022, Race 1, IRT. YOUR HORSE. OUR PASSION. PACE, Distance 2600m, Addington - Survey 3200m

Result	TAB no.	Horse (Barrier)	2200m to	2000m to	1800m to	1600m to	1400m to	1200m to	1000m to	800m to	600m to	400m to	200m to	Total or	Margin
1st	4	Westar Lad (4)	2000m	1800m	1600m	1400m	1200m	1000m	800m	600m	400m	200m	WP	Average	
		Position in running (margin)	1(0.0)	1(0.0)	1(0.0)	1(0.0)	1(0.0)	1(0.0)	1(0.0)	1(0.0)	1(0.0)	1(0.0)	1(0.0)		0.00
		Sectional time (s)	15.48	15.72	16.45	15.81	15.40	15.43	15.35	15.10	15.36	14.30	13.58		
		Cumulative time (s)	167.98	152.50	136.78	120.33	104.52	89.12	73.69	58.34	43.24	27.88	13.58	3:17.49	
		Speed (m/s)	12.92	12.72	12.16	12.65	12.99	12.96	13.03	13.25	13.02	13.99	14.73	13.17	
		Stride length (m)	6.75	6.71	6.49	6.72	6.92	6.87	6.81	6.88	6.75	7.02	7.31	6.81	
		Stride duration (s)	0.522	0.528	0.534	0.531	0.533	0.530	0.523	0.519	0.518	0.502	0.496	0.517	
		Stride efficiency (%)	71.13	70.38	65.74	70.57	74.82	73.85	72.45	73.99	71.10	76.96	83.42	72.53	
		Stride count	29.64	29.80	30.83	29.76	28.90	29.09	29.37	29.06	29.65	28.50	27.37	381.63	



Note: Horizontal distance axis grid lines are 200m furlongs.

Disclaimer.

HRNZ and NZMTC and Thoroughbred Ratings Pty Ltd accepts no responsibility for the completeness or accuracy of any of the information contained herein, and makes no representations about its suitability for any particular purpose. Users should make their own judgements about those matters and/or seek independent advice. You assume all risks associated with use of the data provided on this page.



Race Results



July 10, 2022, Race 1, IRT. YOUR HORSE. OUR PASSION. PACE, Distance 2600m, Addington - Survey 3200m

Result	TAB no.	Horse (Barrier)	2600 to	2400m to
2nd	6	Pure Courage (6)	2400m	2200m
		Position in running (margin)	-	1(0.0)
		Sectional time (s)	15.48	14.56
		Cumulative time (s)	197.87	182.39
		Speed (m/s)	12.92	13.74
		Stride length (m)	5.62	6.12
		Stride duration (s)	0.432	0.445
		Stride efficiency (%)	49.29	58.48
		Stride count	35.61	32.69

Disclaimer.

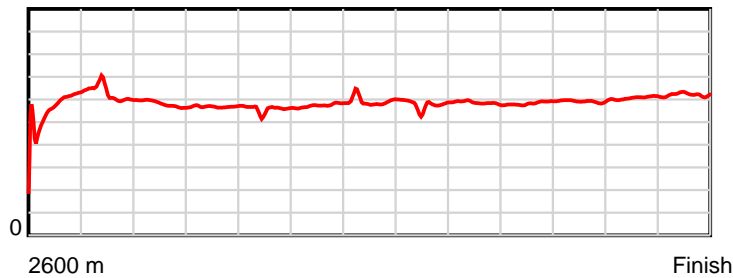
HRNZ and NZMTC and Thoroughbred Ratings Pty Ltd accepts no responsibility for the completeness or accuracy of any of the information contained herein, and makes no representations about its suitability for any particular purpose. Users should make their own judgements about those matters and/or seek independent advice. You assume all risks associated with use of the data provided on this page.

Race Results

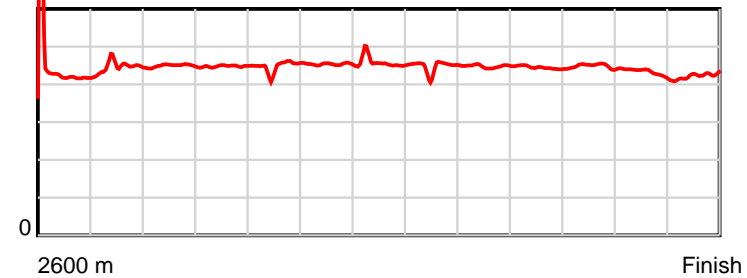
July 10, 2022, Race 1, IRT. YOUR HORSE. OUR PASSION. PACE, Distance 2600m, Addington - Survey 3200m

Result	TAB no.	Horse (Barrier)	2200m to	2000m to	1800m to	1600m to	1400m to	1200m to	1000m to	800m to	600m to	400m to	200m to	Total or	Margin
2nd	6	Pure Courage (6)	2000m	1800m	1600m	1400m	1200m	1000m	800m	600m	400m	200m	WP	Average	
		Position in running (margin)	2(2.5)	2(3.0)	2(3.5)	2(2.2)	2(1.9)	2(2.3)	2(2.3)	2(2.4)	3(2.9)	2(2.2)	2(1.6)		2.10
		Sectional time (s)	15.55	15.80	16.24	15.76	15.46	15.43	15.36	15.18	15.24	14.19	13.62		
		Cumulative time (s)	167.83	152.28	136.48	120.24	104.48	89.02	73.59	58.23	43.05	27.81	13.62	3:17.87	
		Speed (m/s)	12.86	12.66	12.32	12.69	12.94	12.96	13.02	13.18	13.12	14.09	14.68	13.14	
		Stride length (m)	5.78	5.67	5.50	5.75	5.91	5.79	5.83	5.85	5.89	6.08	6.23	5.84	
		Stride duration (s)	0.449	0.448	0.446	0.453	0.457	0.447	0.448	0.444	0.449	0.431	0.424	0.444	
		Stride efficiency (%)	52.19	50.25	47.23	51.64	54.53	52.37	53.08	53.52	54.19	57.68	60.61	53.29	
		Stride count	34.61	35.27	36.38	34.79	33.86	34.55	34.32	34.17	33.96	32.92	32.11	445.24	

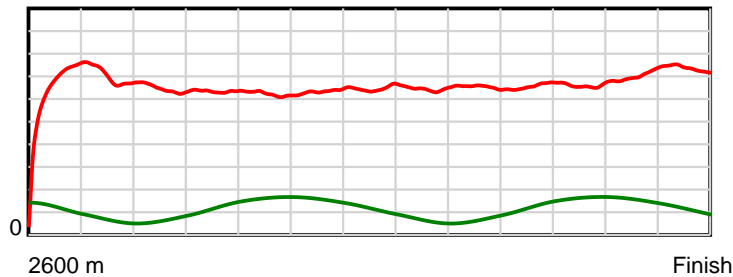
10 m Stride length



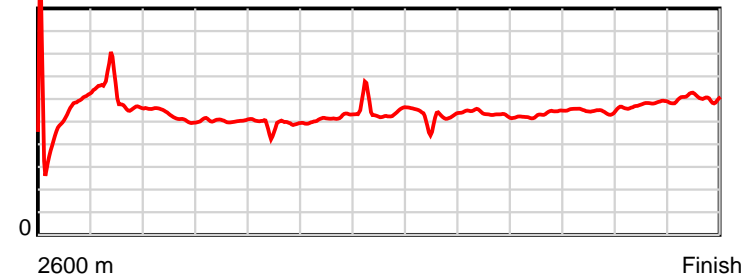
0.5 s Stride duration



20 m/sec Speed



100 % Stride efficiency



Note: Horizontal distance axis grid lines are 200m furlongs.

Disclaimer.

HRNZ and NZMTC and Thoroughbred Ratings Pty Ltd accepts no responsibility for the completeness or accuracy of any of the information contained herein, and makes no representations about its suitability for any particular purpose. Users should make their own judgements about those matters and/or seek independent advice. You assume all risks associated with use of the data provided on this page.



Race Results



July 10, 2022, Race 1, IRT. YOUR HORSE. OUR PASSION. PACE, Distance 2600m, Addington - Survey 3200m

Result	TAB no.	Horse (Barrier)	2600 to	2400m to
3rd	8	Let's Go Ringo (8)	2400m	2200m
		Position in running (margin)	-	3(3.5)
		Sectional time (s)	16.01	15.21
		Cumulative time (s)	198.02	182.01
		Speed (m/s)	12.49	13.15
		Stride length (m)	5.43	5.79
		Stride duration (s)	0.432	0.440
		Stride efficiency (%)	46.11	52.39
		Stride count	36.82	34.54

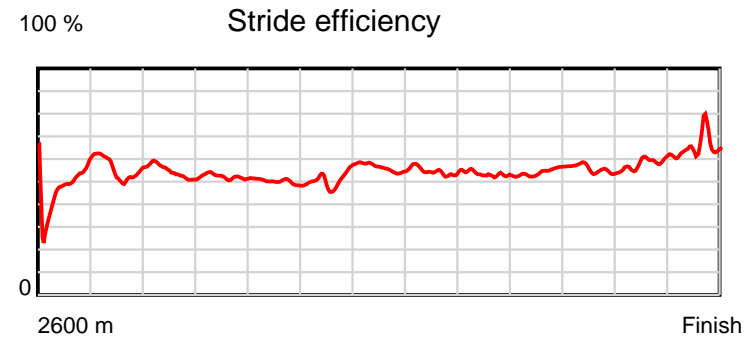
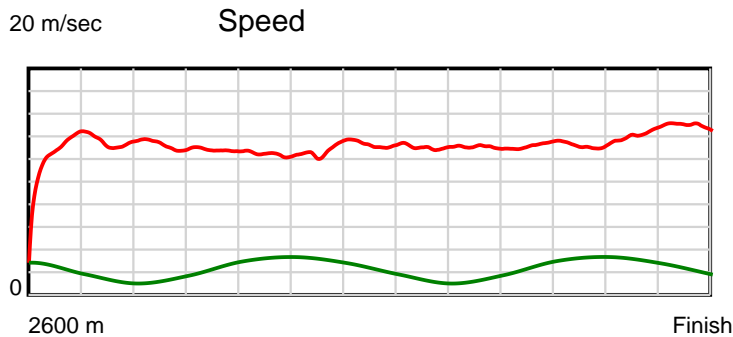
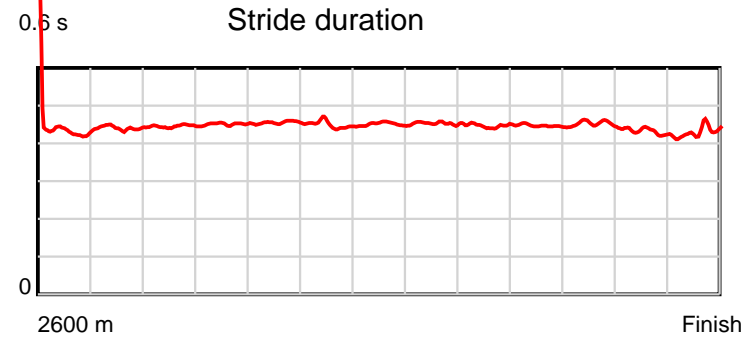
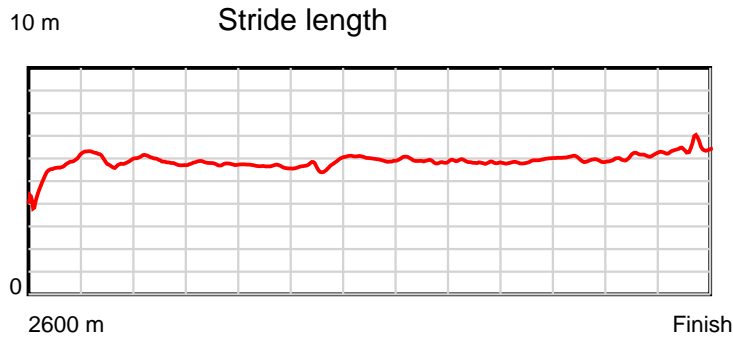
Disclaimer.

HRNZ and NZMTC and Thoroughbred Ratings Pty Ltd accepts no responsibility for the completeness or accuracy of any of the information contained herein, and makes no representations about its suitability for any particular purpose. Users should make their own judgements about those matters and/or seek independent advice. You assume all risks associated with use of the data provided on this page.

Race Results

July 10, 2022, Race 1, IRT. YOUR HORSE. OUR PASSION. PACE, Distance 2600m, Addington - Survey 3200m

Result	TAB no.	Horse (Barrier)	2200m to	2000m to	1800m to	1600m to	1400m to	1200m to	1000m to	800m to	600m to	400m to	200m to	Total or	Margin
3rd	8	Let's Go Ringo (8)	2000m	1800m	1600m	1400m	1200m	1000m	800m	600m	400m	200m	WP	Average	
		Position in running (margin)	3(10.0)	3(8.8)	3(8.3)	3(7.0)	3(6.6)	3(4.7)	4(4.2)	4(4.7)	5(5.2)	4(4.4)	3(3.4)		3.00
		Sectional time (s)	15.27	15.64	16.24	15.75	15.07	15.35	15.43	15.18	15.22	14.13	13.52		
		Cumulative time (s)	166.80	151.53	135.89	119.65	103.90	88.83	73.48	58.05	42.87	27.65	13.52	3:18.02	
		Speed (m/s)	13.10	12.79	12.32	12.70	13.27	13.03	12.96	13.18	13.14	14.15	14.79	13.13	
		Stride length (m)	5.83	5.77	5.60	5.70	5.99	5.91	5.78	5.89	5.94	6.11	6.37	5.85	
		Stride duration (s)	0.445	0.451	0.455	0.449	0.451	0.454	0.446	0.447	0.452	0.431	0.431	0.445	
		Stride efficiency (%)	53.08	52.05	49.06	50.82	56.04	54.61	52.24	54.13	55.10	58.24	63.37	53.41	
		Stride count	34.32	34.65	35.69	35.07	33.40	33.83	34.59	33.98	33.68	32.76	31.41	444.74	



Note: Horizontal distance axis grid lines are 200m furlongs.

Disclaimer.

HRNZ and NZMTC and Thoroughbred Ratings Pty Ltd accepts no responsibility for the completeness or accuracy of any of the information contained herein, and makes no representations about its suitability for any particular purpose. Users should make their own judgements about those matters and/or seek independent advice. You assume all risks associated with use of the data provided on this page.



Race Results



July 10, 2022, Race 1, IRT. YOUR HORSE. OUR PASSION. PACE, Distance 2600m, Addington - Survey 3200m

Result	TAB no.	Horse (Barrier)	2600 to	2400m to
4th	9	Airies Gold (9)	2400m	2200m
		Position in running (margin)	-	5(5.8)
		Sectional time (s)	16.51	15.40
		Cumulative time (s)	198.52	182.01
		Speed (m/s)	12.11	12.99
		Stride length (m)	5.33	5.65
		Stride duration (s)	0.426	0.435
		Stride efficiency (%)	44.45	49.81
		Stride count	37.50	35.42

Disclaimer.

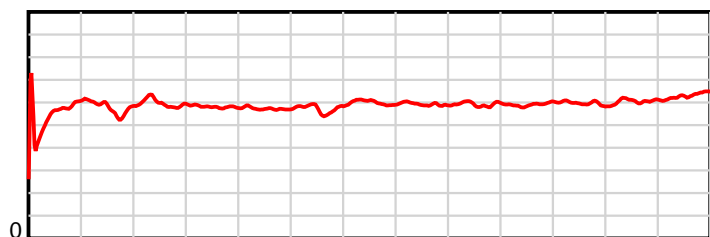
HRNZ and NZMTC and Thoroughbred Ratings Pty Ltd accepts no responsibility for the completeness or accuracy of any of the information contained herein, and makes no representations about its suitability for any particular purpose. Users should make their own judgements about those matters and/or seek independent advice. You assume all risks associated with use of the data provided on this page.

Race Results

July 10, 2022, Race 1, IRT. YOUR HORSE. OUR PASSION. PACE, Distance 2600m, Addington - Survey 3200m

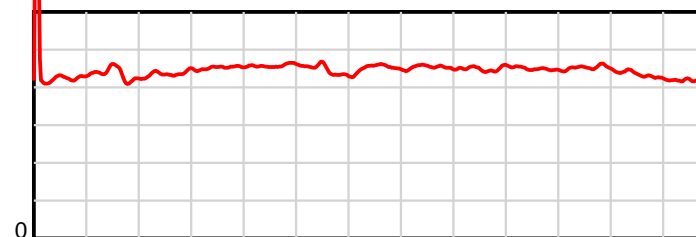
Result	TAB no.	Horse (Barrier)	2200m to	2000m to	1800m to	1600m to	1400m to	1200m to	1000m to	800m to	600m to	400m to	200m to	Total or	Margin
4th	9	Airies Gold (9)	2000m	1800m	1600m	1400m	1200m	1000m	800m	600m	400m	200m	WP	Average	
		Position in running (margin)	5(13.4)	4(11.0)	4(10.4)	4(8.4)	4(8.8)	5(7.1)	6(6.1)	6(5.8)	7(6.3)	6(5.6)	4(6.6)		5.80
		Sectional time (s)	15.07	15.62	16.12	15.89	15.11	15.26	15.29	15.18	15.24	14.47	13.36		
		Cumulative time (s)	166.61	151.54	135.92	119.80	103.91	88.80	73.54	58.25	43.07	27.83	13.36	3:18.52	
		Speed (m/s)	13.27	12.80	12.41	12.59	13.24	13.11	13.08	13.18	13.12	13.82	14.97	13.10	
		Stride length (m)	5.80	5.80	5.68	5.59	5.99	5.95	5.88	5.91	5.93	5.96	6.39	5.83	
		Stride duration (s)	0.437	0.453	0.458	0.444	0.453	0.454	0.450	0.449	0.452	0.431	0.427	0.445	
		Stride efficiency (%)	52.65	52.50	50.43	48.84	56.07	55.36	54.06	54.59	55.04	55.57	63.77	53.05	
		Stride count	34.46	34.51	35.20	35.77	33.39	33.60	34.00	33.84	33.70	33.54	31.31	446.24	

10 m Stride length



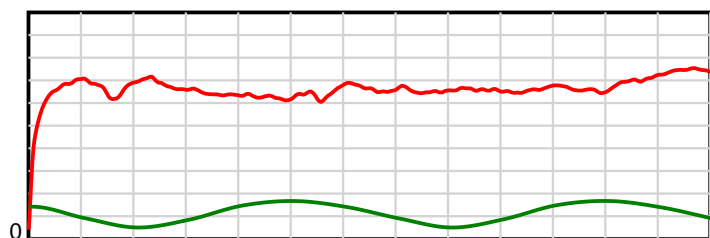
2600 m Finish

0.5 s Stride duration



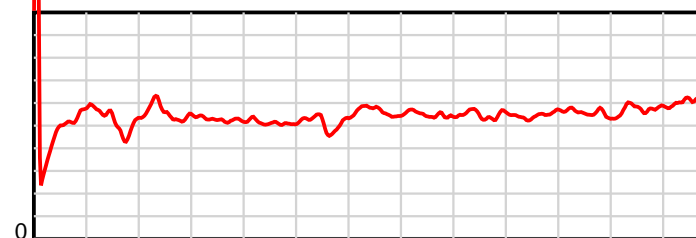
2600 m Finish

20 m/sec Speed



2600 m Finish

100 % Stride efficiency



2600 m Finish

Note: Horizontal distance axis grid lines are 200m furlongs.

Disclaimer.

HRNZ and NZMTC and Thoroughbred Ratings Pty Ltd accepts no responsibility for the completeness or accuracy of any of the information contained herein, and makes no representations about its suitability for any particular purpose. Users should make their own judgements about those matters and/or seek independent advice. You assume all risks associated with use of the data provided on this page.



Race Results



July 10, 2022, Race 1, IRT. YOUR HORSE. OUR PASSION. PACE, Distance 2600m, Addington - Survey 3200m

Result	TAB no.	Horse (Barrier)	2600 to	2400m to
5th	10	Sports Babe (10)	2400m	2200m
		Position in running (margin)	-	7(7.6)
		Sectional time (s)	16.84	15.29
		Cumulative time (s)	198.63	181.79
		Speed (m/s)	11.88	13.08
		Stride length (m)	5.18	5.60
		Stride duration (s)	0.422	0.429
		Stride efficiency (%)	41.88	49.09
		Stride count	38.63	35.68

Disclaimer.

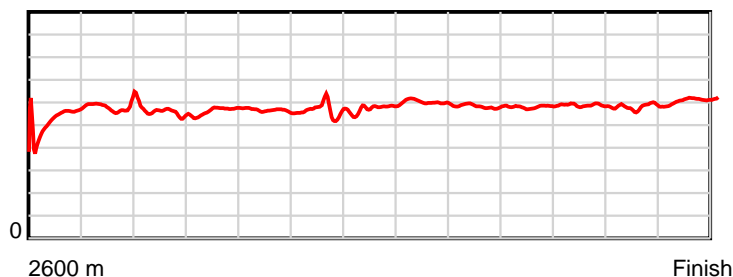
HRNZ and NZMTC and Thoroughbred Ratings Pty Ltd accepts no responsibility for the completeness or accuracy of any of the information contained herein, and makes no representations about its suitability for any particular purpose. Users should make their own judgements about those matters and/or seek independent advice. You assume all risks associated with use of the data provided on this page.

Race Results

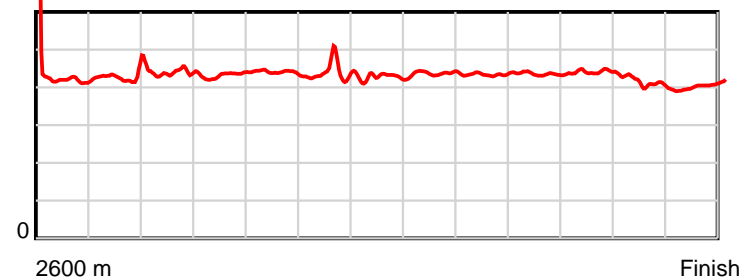
July 10, 2022, Race 1, IRT. YOUR HORSE. OUR PASSION. PACE, Distance 2600m, Addington - Survey 3200m

Result	TAB no.	Horse (Barrier)	2200m to	2000m to	1800m to	1600m to	1400m to	1200m to	1000m to	800m to	600m to	400m to	200m to	Total or	Margin
5th	10	Sports Babe (10)	2000m	1800m	1600m	1400m	1200m	1000m	800m	600m	400m	200m	WP	Average	
		Position in running (margin)	7(14.5)	7(19.6)	7(17.6)	7(14.7)	7(14.7)	7(11.0)	7(7.1)	7(6.7)	6(6.2)	7(6.1)	5(7.5)		6.40
		Sectional time (s)	16.33	15.38	15.97	15.81	14.78	14.78	15.28	15.00	15.35	14.53	13.29		
		Cumulative time (s)	166.50	150.17	134.79	118.82	103.01	88.23	73.45	58.17	43.17	27.82	13.29	3:18.63	
		Speed (m/s)	12.25	13.00	12.52	12.65	13.53	13.53	13.09	13.33	13.03	13.76	15.05	13.09	
		Stride length (m)	5.38	5.62	5.51	5.57	5.77	5.92	5.69	5.80	5.73	5.63	6.12	5.65	
		Stride duration (s)	0.440	0.432	0.440	0.440	0.427	0.438	0.435	0.435	0.440	0.409	0.407	0.431	
		Stride efficiency (%)	45.29	49.28	47.47	48.40	52.08	54.85	50.62	52.62	51.31	49.57	58.60	49.84	
		Stride count	37.15	35.61	36.29	35.94	34.64	33.76	35.14	34.47	34.90	35.51	32.66	460.38	

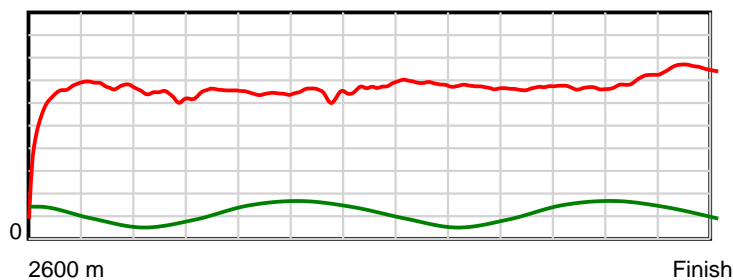
10 m Stride length



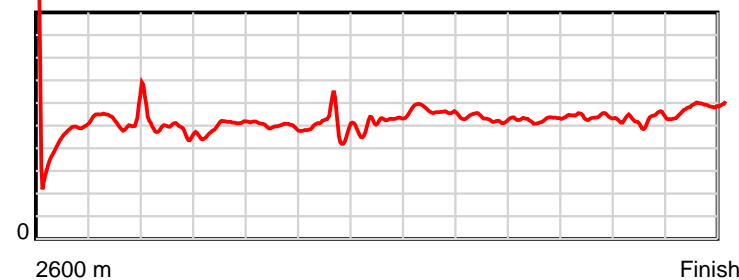
0.5 s Stride duration



20 m/sec Speed



100 % Stride efficiency



Note: Horizontal distance axis grid lines are 200m furlongs.

Disclaimer.

HRNZ and NZMTC and Thoroughbred Ratings Pty Ltd accepts no responsibility for the completeness or accuracy of any of the information contained herein, and makes no representations about its suitability for any particular purpose. Users should make their own judgements about those matters and/or seek independent advice. You assume all risks associated with use of the data provided on this page.



Race Results



July 10, 2022, Race 1, IRT. YOUR HORSE. OUR PASSION. PACE, Distance 2600m, Addington - Survey 3200m

Result	TAB no.	Horse (Barrier)	2600 to	2400m to
6th	3	Smokin Chedda (3)	2400m	2200m
		Position in running (margin)	-	8(22.1)
		Sectional time (s)	19.22	14.65
		Cumulative time (s)	199.69	180.47
		Speed (m/s)	10.41	13.65
		Stride length (m)	4.62	6.05
		Stride duration (s)	0.433	0.443
		Stride efficiency (%)	33.42	57.21
		Stride count	43.25	33.05

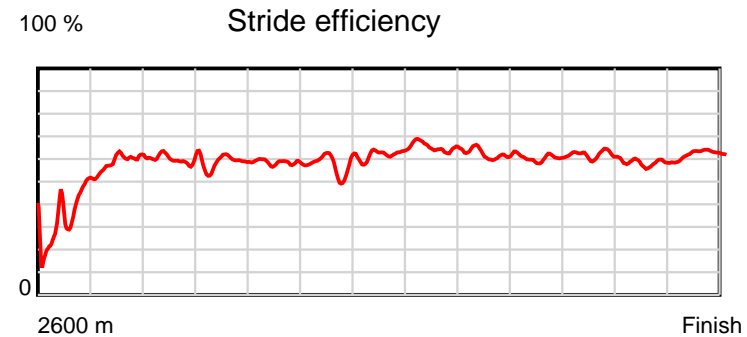
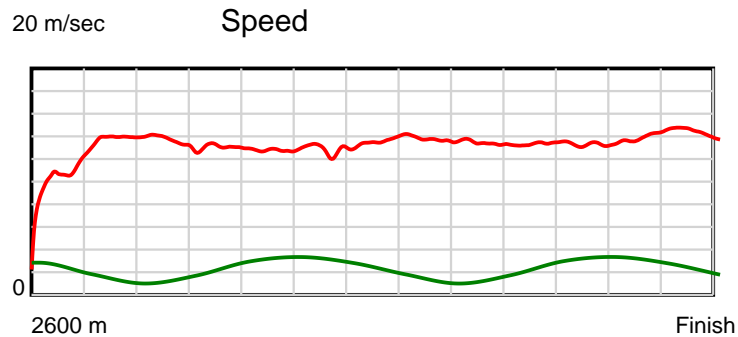
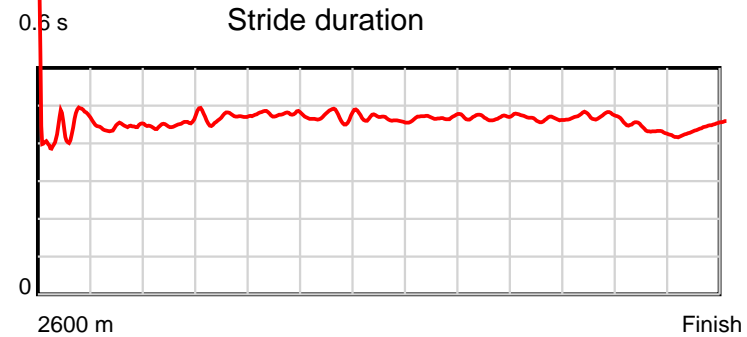
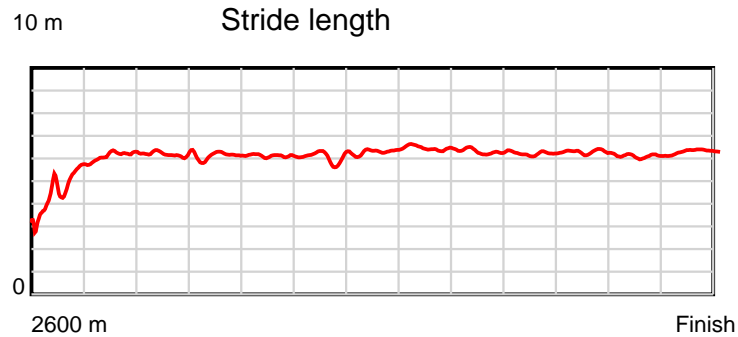
Disclaimer.

HRNZ and NZMTC and Thoroughbred Ratings Pty Ltd accepts no responsibility for the completeness or accuracy of any of the information contained herein, and makes no representations about its suitability for any particular purpose. Users should make their own judgements about those matters and/or seek independent advice. You assume all risks associated with use of the data provided on this page.

Race Results

July 10, 2022, Race 1, IRT. YOUR HORSE. OUR PASSION. PACE, Distance 2600m, Addington - Survey 3200m

Result	TAB no.	Horse (Barrier)	2200m to	2000m to	1800m to	1600m to	1400m to	1200m to	1000m to	800m to	600m to	400m to	200m to	Total or	Margin
6th	3	Smokin Chedda (3)	2000m	1800m	1600m	1400m	1200m	1000m	800m	600m	400m	200m	WP	Average	
		Position in running (margin)	8(25.2)	8(21.4)	8(19.4)	8(16.4)	8(16.8)	8(12.5)	8(9.3)	8(8.3)	8(7.7)	8(7.9)	7(10.0)		12.30
		Sectional time (s)	14.85	15.38	15.95	15.89	14.68	14.88	15.19	15.00	15.38	14.65	13.97		
		Cumulative time (s)	165.82	150.97	135.59	119.64	103.75	89.07	74.19	59.00	44.00	28.62	13.97	3:19.69	
		Speed (m/s)	13.47	13.00	12.54	12.59	13.62	13.44	13.17	13.33	13.00	13.65	14.32	13.02	
		Stride length (m)	6.11	6.09	6.00	5.95	6.31	6.31	6.19	6.20	6.14	5.94	6.34	5.98	
		Stride duration (s)	0.453	0.468	0.478	0.473	0.463	0.469	0.470	0.465	0.472	0.435	0.443	0.459	
		Stride efficiency (%)	58.26	57.93	56.24	55.36	62.27	62.19	59.78	60.01	58.98	55.06	62.83	55.93	
		Stride count	32.76	32.85	33.34	33.60	31.68	31.70	32.33	32.27	32.55	33.69	31.54	434.61	



Note: Horizontal distance axis grid lines are 200m furlongs.

Disclaimer.

HRNZ and NZMTC and Thoroughbred Ratings Pty Ltd accepts no responsibility for the completeness or accuracy of any of the information contained herein, and makes no representations about its suitability for any particular purpose. Users should make their own judgements about those matters and/or seek independent advice. You assume all risks associated with use of the data provided on this page.



Race Results



July 10, 2022, Race 1, IRT. YOUR HORSE. OUR PASSION. PACE, Distance 2600m, Addington - Survey 3200m

Result	TAB no.	Horse (Barrier)	2600 to	2400m to
7th	5	Stunin Sid (5)	2400m	2200m
		Position in running (margin)	-	4(4.4)
		Sectional time (s)	16.24	15.70
		Cumulative time (s)	200.16	183.92
		Speed (m/s)	12.32	12.74
		Stride length (m)	5.41	5.43
		Stride duration (s)	0.427	0.427
		Stride efficiency (%)	45.67	46.14
		Stride count	37.00	36.81

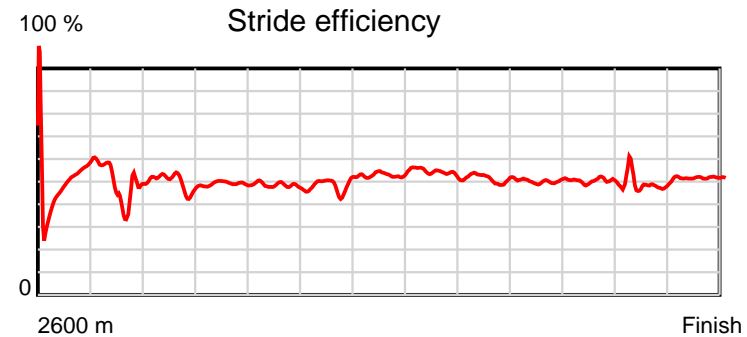
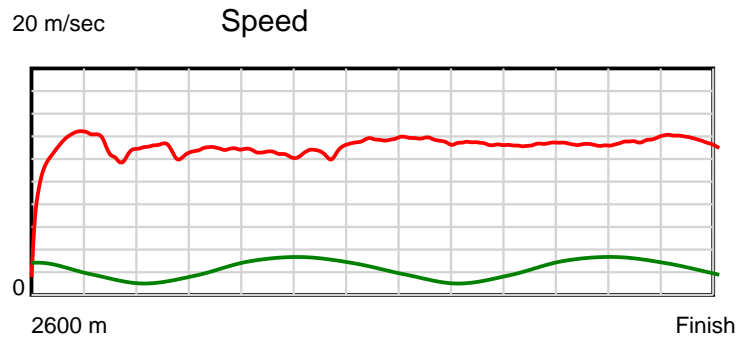
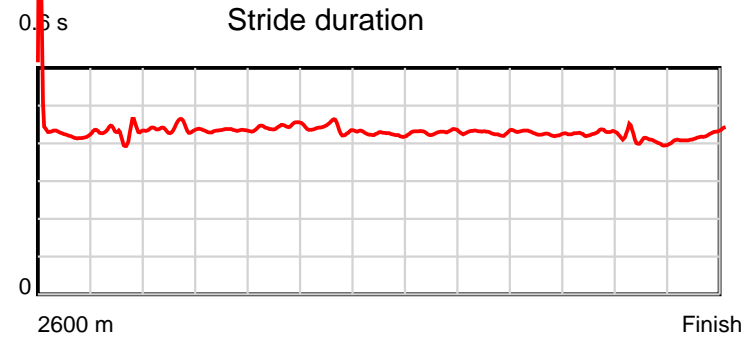
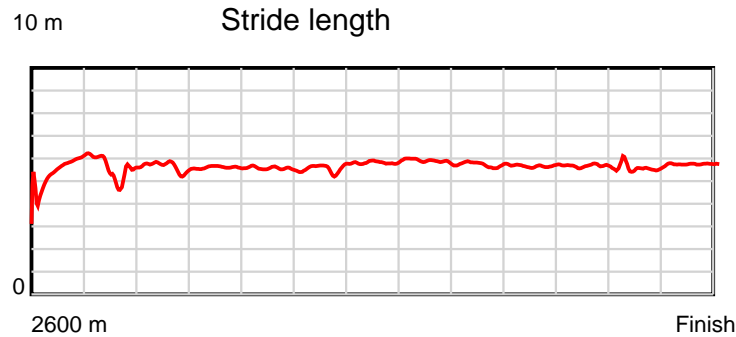
Disclaimer.

HRNZ and NZMTC and Thoroughbred Ratings Pty Ltd accepts no responsibility for the completeness or accuracy of any of the information contained herein, and makes no representations about its suitability for any particular purpose. Users should make their own judgements about those matters and/or seek independent advice. You assume all risks associated with use of the data provided on this page.

Race Results

July 10, 2022, Race 1, IRT. YOUR HORSE. OUR PASSION. PACE, Distance 2600m, Addington - Survey 3200m

Result	TAB no.	Horse (Barrier)	2200m to	2000m to	1800m to	1600m to	1400m to	1200m to	1000m to	800m to	600m to	400m to	200m to	Total or	Margin
7th	5	Stunin Sid (5)	2000m	1800m	1600m	1400m	1200m	1000m	800m	600m	400m	200m	WP	Average	
		Position in running (margin)	6(13.8)	6(16.6)	6(15.5)	6(13.6)	6(14.2)	6(9.2)	5(5.2)	5(4.8)	4(4.5)	5(4.7)	6(8.3)		14.90
		Sectional time (s)	15.95	15.53	16.14	15.92	14.56	14.77	15.27	15.05	15.38	14.91	14.74		
		Cumulative time (s)	168.22	152.27	136.74	120.60	104.68	90.12	75.35	60.08	45.03	29.65	14.74	3:20.16	
		Speed (m/s)	12.54	12.88	12.39	12.56	13.74	13.54	13.10	13.29	13.00	13.41	13.57	12.99	
		Stride length (m)	5.52	5.59	5.52	5.52	5.84	5.82	5.61	5.66	5.54	5.46	5.73	5.59	
		Stride duration (s)	0.441	0.434	0.446	0.439	0.425	0.430	0.429	0.426	0.426	0.407	0.422	0.430	
		Stride efficiency (%)	47.70	48.81	47.60	47.60	53.24	52.89	49.24	50.11	48.01	46.66	51.34	48.76	
		Stride count	36.20	35.79	36.24	36.24	34.26	34.38	35.63	35.32	36.08	36.60	34.89	465.44	



Note: Horizontal distance axis grid lines are 200m furlongs.

Disclaimer.

HRNZ and NZMTC and Thoroughbred Ratings Pty Ltd accepts no responsibility for the completeness or accuracy of any of the information contained herein, and makes no representations about its suitability for any particular purpose. Users should make their own judgements about those matters and/or seek independent advice. You assume all risks associated with use of the data provided on this page.



Race Results



July 10, 2022, Race 1, IRT. YOUR HORSE. OUR PASSION. PACE, Distance 2600m, Addington - Survey 3200m

Result	TAB no.	Horse (Barrier)	2600 to	2400m to
8th	7	Bromac Times (7)	2400m	2200m
		Position in running (margin)	-	6(7.4)
		Sectional time (s)	16.59	15.02
		Cumulative time (s)	203.01	186.42
		Speed (m/s)	12.06	13.32
		Stride length (m)	5.56	6.07
		Stride duration (s)	0.457	0.456
		Stride efficiency (%)	48.26	57.51
		Stride count	35.99	32.97

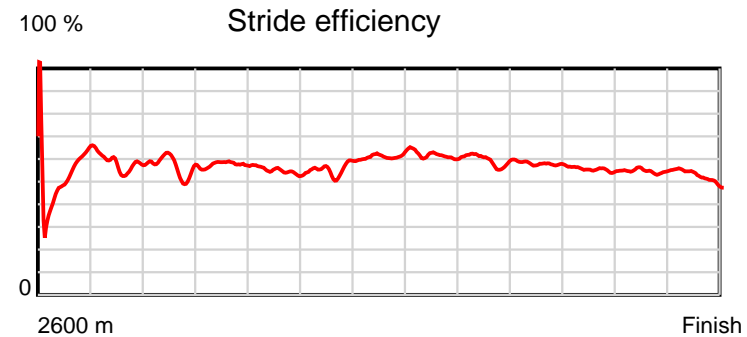
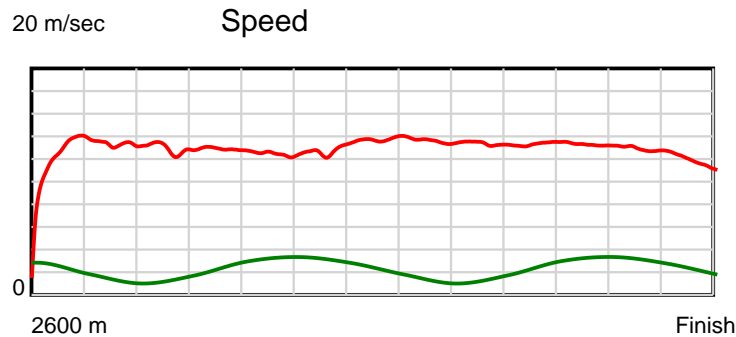
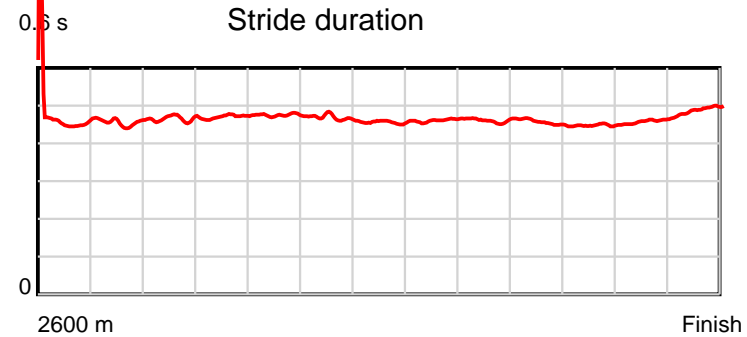
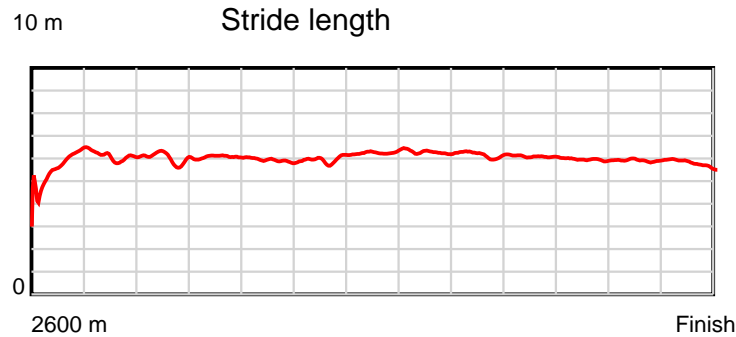
Disclaimer.

HRNZ and NZMTC and Thoroughbred Ratings Pty Ltd accepts no responsibility for the completeness or accuracy of any of the information contained herein, and makes no representations about its suitability for any particular purpose. Users should make their own judgements about those matters and/or seek independent advice. You assume all risks associated with use of the data provided on this page.

Race Results

July 10, 2022, Race 1, IRT. YOUR HORSE. OUR PASSION. PACE, Distance 2600m, Addington - Survey 3200m

Result	TAB no.	Horse (Barrier)	2200m to	2000m to	1800m to	1600m to	1400m to	1200m to	1000m to	800m to	600m to	400m to	200m to	Total or	Margin
8th	7	Bromac Times (7)	2000m	1800m	1600m	1400m	1200m	1000m	800m	600m	400m	200m	WP	Average	
		Position in running (margin)	4(12.8)	5(13.8)	5(12.8)	5(11.4)	5(11.8)	4(6.9)	3(3.6)	3(3.0)	2(2.8)	3(2.5)	8(11.4)		30.70
		Sectional time (s)	15.65	15.56	16.22	15.88	14.57	14.88	15.25	15.07	15.31	15.77	17.24		
		Cumulative time (s)	171.40	155.75	140.19	123.97	108.09	93.52	78.64	63.39	48.32	33.01	17.24	3:23.01	
		Speed (m/s)	12.78	12.85	12.33	12.59	13.73	13.44	13.11	13.27	13.06	12.68	11.60	12.81	
		Stride length (m)	5.95	6.04	5.86	5.90	6.26	6.19	6.04	6.05	5.85	5.83	5.69	5.94	
		Stride duration (s)	0.466	0.470	0.475	0.468	0.456	0.461	0.461	0.456	0.448	0.459	0.491	0.464	
		Stride efficiency (%)	55.35	57.03	53.62	54.38	61.17	59.94	57.06	57.18	53.46	53.06	50.65	55.12	
		Stride count	33.61	33.11	34.14	33.90	31.97	32.29	33.10	33.06	34.19	34.32	35.13	437.78	



Note: Horizontal distance axis grid lines are 200m furlongs.

Disclaimer.

HRNZ and NZMTC and Thoroughbred Ratings Pty Ltd accepts no responsibility for the completeness or accuracy of any of the information contained herein, and makes no representations about its suitability for any particular purpose. Users should make their own judgements about those matters and/or seek independent advice. You assume all risks associated with use of the data provided on this page.



Race Results



July 10, 2022, Race 2, TRACKSIDE DINING AT ADDINGTON TROT, Distance 2600m, Addington - Survey 3200m

Result	TAB no.	Horse (Barrier)	2600 to	2400m to
1st	9	Lookslikeatrix... (12)	2400m	2200m
		Position in running (margin)	-	3(5.0)
		Sectional time (s)	18.19	15.68
		Cumulative time (s)	208.37	190.18
		Speed (m/s)	11.00	12.76
		Stride length (m)	5.26	5.97
		Stride duration (s)	0.471	0.468
		Stride efficiency (%)	43.28	55.73
		Stride count	38.00	33.49

Disclaimer.

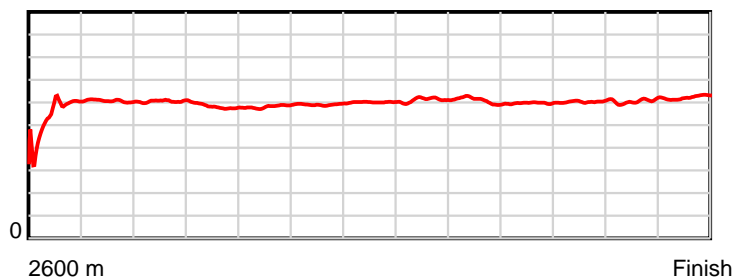
HRNZ and NZMTC and Thoroughbred Ratings Pty Ltd accepts no responsibility for the completeness or accuracy of any of the information contained herein, and makes no representations about its suitability for any particular purpose. Users should make their own judgements about those matters and/or seek independent advice. You assume all risks associated with use of the data provided on this page.

Race Results

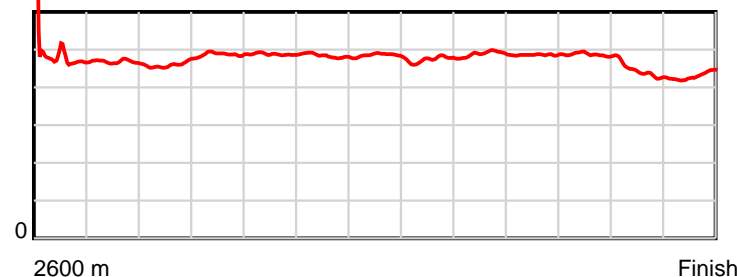
July 10, 2022, Race 2, TRACKSIDE DINING AT ADDINGTON TROT, Distance 2600m, Addington - Survey 3200m

Result	TAB no.	Horse (Barrier)	2200m to	2000m to	1800m to	1600m to	1400m to	1200m to	1000m to	800m to	600m to	400m to	200m to	Total or	Margin
1st	9	Looklikeatrix... (12)	2000m	1800m	1600m	1400m	1200m	1000m	800m	600m	400m	200m	WP	Average	
		Position in running (margin)	2(1.8)	1(0.0)	1(0.0)	1(0.0)	1(0.0)	1(0.0)	2(2.0)	2(2.1)	2(2.3)	2(1.5)	1(0.0)		0.00
		Sectional time (s)	15.66	16.82	16.86	16.10	16.15	15.54	16.35	16.36	16.16	14.57	13.93		
		Cumulative time (s)	174.50	158.84	142.02	125.16	109.06	92.91	77.37	61.02	44.66	28.50	13.93	3:28.37	
		Speed (m/s)	12.77	11.89	11.86	12.42	12.38	12.87	12.23	12.22	12.38	13.73	14.36	12.48	
		Stride length (m)	5.88	5.80	5.79	6.00	6.01	6.09	5.98	5.94	6.03	6.04	6.20	5.91	
		Stride duration (s)	0.460	0.488	0.488	0.483	0.485	0.474	0.489	0.486	0.487	0.440	0.432	0.474	
		Stride efficiency (%)	53.97	52.60	52.35	56.32	56.43	58.03	55.95	55.17	56.81	56.92	60.15	54.67	
		Stride count	34.03	34.47	34.56	33.31	33.28	32.82	33.42	33.66	33.17	33.14	32.24	439.59	

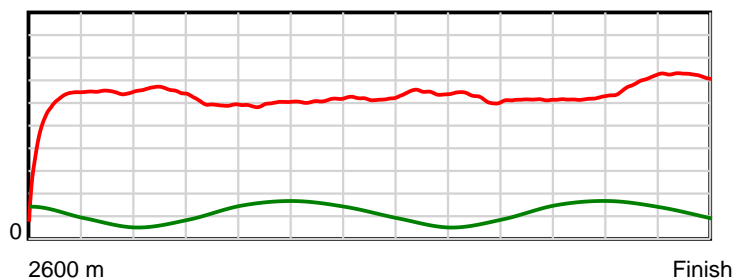
10 m Stride length



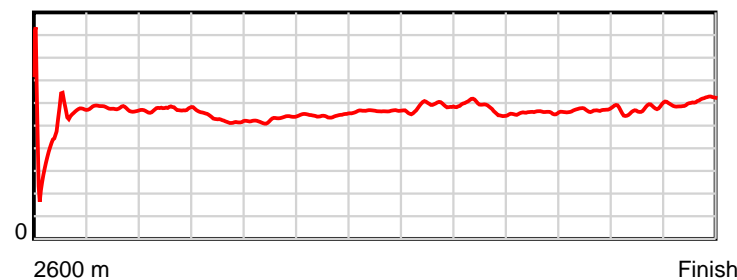
0.6 s Stride duration



20 m/sec Speed



100 % Stride efficiency



Note: Horizontal distance axis grid lines are 200m furlongs.

Disclaimer.

HRNZ and NZMTC and Thoroughbred Ratings Pty Ltd accepts no responsibility for the completeness or accuracy of any of the information contained herein, and makes no representations about its suitability for any particular purpose. Users should make their own judgements about those matters and/or seek independent advice. You assume all risks associated with use of the data provided on this page.



Race Results



July 10, 2022, Race 2, TRACKSIDE DINING AT ADDINGTON TROT, Distance 2600m, Addington - Survey 3200m

Result	TAB no.	Horse (Barrier)	2600 to	2400m to
2nd	12	The River Boy (0)	2400m	2200m
		Position in running (margin)	-	8(16.3)
		Sectional time (s)	19.98	16.25
		Cumulative time (s)	208.50	188.52
		Speed (m/s)	10.01	12.31
		Stride length (m)	5.37	5.73
		Stride duration (s)	0.475	0.466
		Stride efficiency (%)	45.05	51.39
		Stride count	37.25	34.88

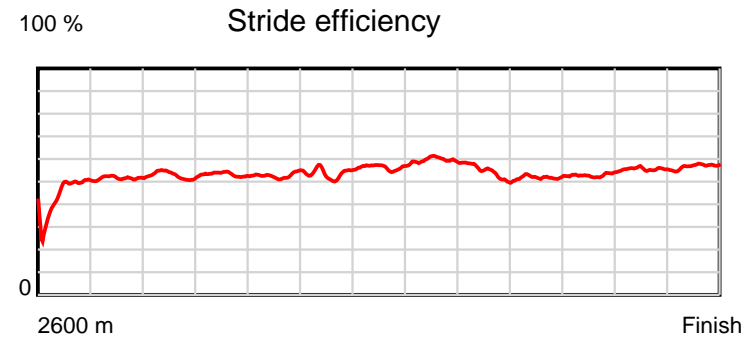
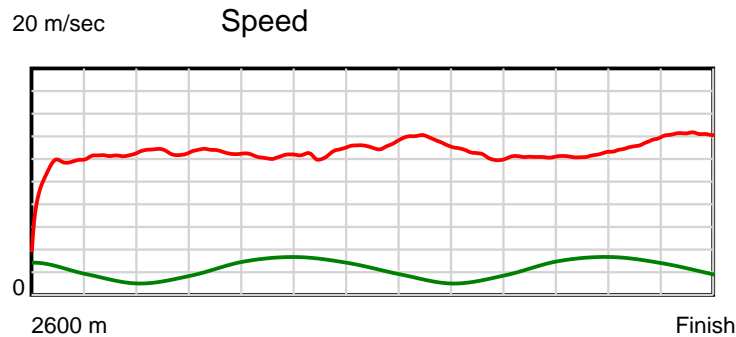
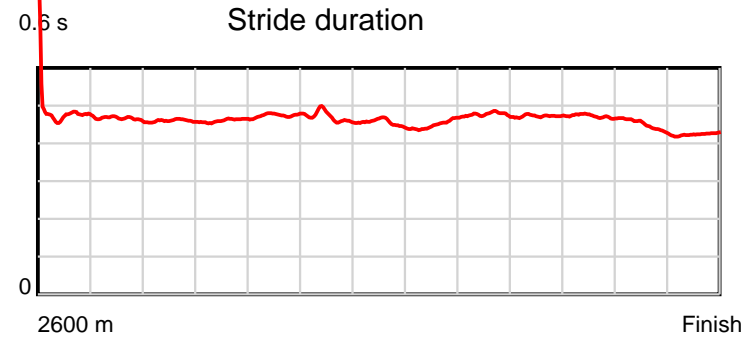
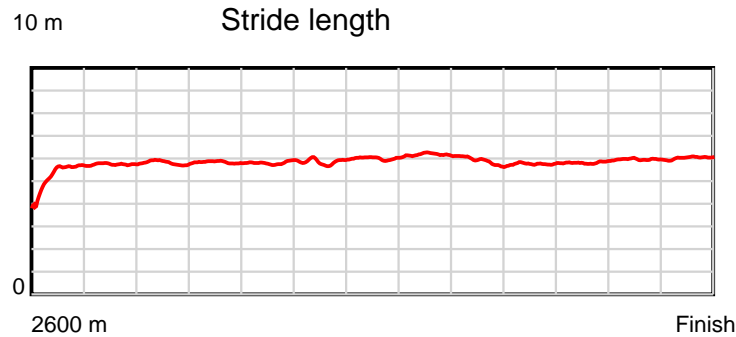
Disclaimer.

HRNZ and NZMTC and Thoroughbred Ratings Pty Ltd accepts no responsibility for the completeness or accuracy of any of the information contained herein, and makes no representations about its suitability for any particular purpose. Users should make their own judgements about those matters and/or seek independent advice. You assume all risks associated with use of the data provided on this page.

Race Results

July 10, 2022, Race 2, TRACKSIDE DINING AT ADDINGTON TROT, Distance 2600m, Addington - Survey 3200m

Result	TAB no.	Horse (Barrier)	2200m to	2000m to	1800m to	1600m to	1400m to	1200m to	1000m to	800m to	600m to	400m to	200m to	Total or	Margin
2nd	12	The River Boy (0)	2000m	1800m	1600m	1400m	1200m	1000m	800m	600m	400m	200m	WP	Average	
		Position in running (margin)	5(16.5)	5(17.0)	5(10.9)	5(9.1)	5(8.4)	2(2.0)	1(0.0)	1(0.0)	1(0.0)	1(0.0)	2(0.1)		0.70
		Sectional time (s)	16.05	15.80	16.56	15.98	15.08	14.88	16.35	16.32	16.29	14.84	14.12		
		Cumulative time (s)	172.27	156.22	140.42	123.86	107.88	92.80	77.92	61.57	45.25	28.96	14.12	3:28.50	
		Speed (m/s)	12.46	12.66	12.08	12.52	13.26	13.44	12.23	12.25	12.28	13.48	14.16	12.47	
		Stride length (m)	5.73	5.83	5.73	5.87	6.03	6.06	5.83	5.79	5.78	6.02	6.01	5.82	
		Stride duration (s)	0.460	0.461	0.475	0.469	0.454	0.451	0.476	0.473	0.471	0.446	0.424	0.467	
		Stride efficiency (%)	51.28	53.14	51.36	53.81	56.79	57.48	53.05	52.40	52.26	56.56	56.42	53.01	
		Stride count	34.91	34.30	34.88	34.08	33.17	32.98	34.33	34.54	34.58	33.24	33.28	446.42	



Note: Horizontal distance axis grid lines are 200m furlongs.

Disclaimer.

HRNZ and NZMTC and Thoroughbred Ratings Pty Ltd accepts no responsibility for the completeness or accuracy of any of the information contained herein, and makes no representations about its suitability for any particular purpose. Users should make their own judgements about those matters and/or seek independent advice. You assume all risks associated with use of the data provided on this page.



Race Results



July 10, 2022, Race 2, TRACKSIDE DINING AT ADDINGTON TROT, Distance 2600m, Addington - Survey 3200m

Result	TAB no.	Horse (Barrier)	2600 to	2400m to
3rd	2	Emily (6)	2400m	2200m
		Position in running (margin)	-	1(0.0)
		Sectional time (s)	17.18	16.22
		Cumulative time (s)	208.60	191.42
		Speed (m/s)	11.64	12.33
		Stride length (m)	5.69	6.12
		Stride duration (s)	0.475	0.496
		Stride efficiency (%)	50.64	58.45
		Stride count	35.13	32.70

Disclaimer.

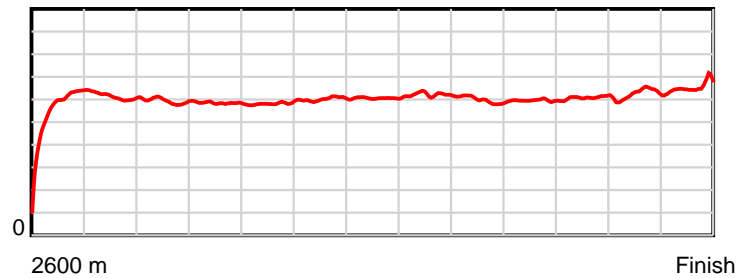
HRNZ and NZMTC and Thoroughbred Ratings Pty Ltd accepts no responsibility for the completeness or accuracy of any of the information contained herein, and makes no representations about its suitability for any particular purpose. Users should make their own judgements about those matters and/or seek independent advice. You assume all risks associated with use of the data provided on this page.

Race Results

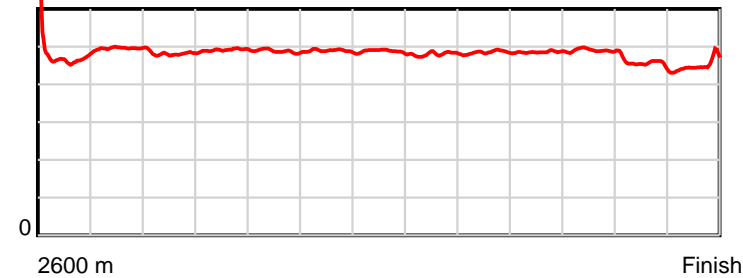
July 10, 2022, Race 2, TRACKSIDE DINING AT ADDINGTON TROT, Distance 2600m, Addington - Survey 3200m

Result	TAB no.	Horse (Barrier)	2200m to	2000m to	1800m to	1600m to	1400m to	1200m to	1000m to	800m to	600m to	400m to	200m to	Total or	Margin
3rd	2	Emily (6)	2000m	1800m	1600m	1400m	1200m	1000m	800m	600m	400m	200m	WP	Average	
		Position in running (margin)	1(0.0)	2(2.4)	2(2.2)	2(2.3)	2(3.0)	3(2.5)	4(4.1)	4(3.8)	4(3.8)	4(4.0)	3(2.3)		1.30
		Sectional time (s)	16.36	16.79	16.88	16.20	16.08	15.47	16.29	16.33	16.31	14.55	13.94		
		Cumulative time (s)	175.20	158.84	142.05	125.17	108.97	92.89	77.42	61.13	44.80	28.49	13.94	3:28.60	
		Speed (m/s)	12.22	11.91	11.85	12.35	12.44	12.93	12.28	12.25	12.26	13.75	14.35	12.46	
		Stride length (m)	5.88	5.85	5.79	6.03	6.07	6.21	5.95	5.95	6.01	6.24	6.43	6.01	
		Stride duration (s)	0.481	0.491	0.488	0.489	0.488	0.480	0.484	0.486	0.490	0.454	0.448	0.482	
		Stride efficiency (%)	54.07	53.49	52.30	56.87	57.53	60.26	55.27	55.33	56.48	60.86	64.59	56.45	
		Stride count	34.00	34.19	34.57	33.15	32.96	32.21	33.63	33.61	33.27	32.05	31.11	432.58	

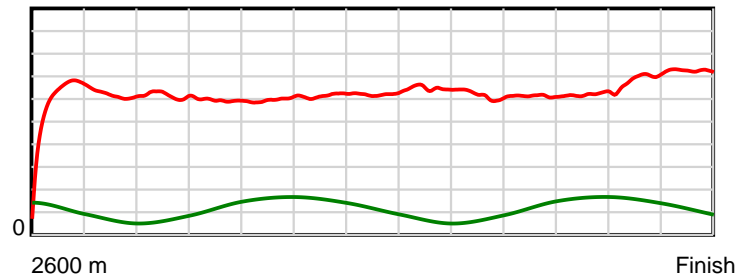
10 m Stride length



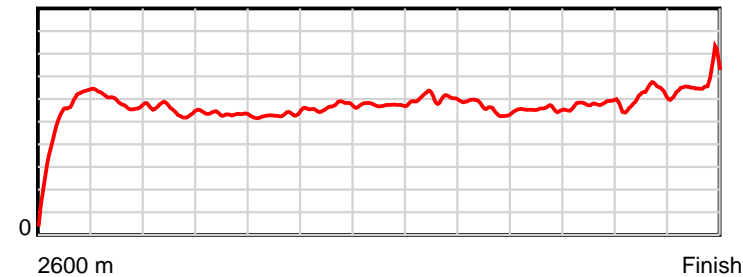
0.6 s Stride duration



20 m/sec Speed



100 % Stride efficiency



Note: Horizontal distance axis grid lines are 200m furlongs.

Disclaimer.

HRNZ and NZMTC and Thoroughbred Ratings Pty Ltd accepts no responsibility for the completeness or accuracy of any of the information contained herein, and makes no representations about its suitability for any particular purpose. Users should make their own judgements about those matters and/or seek independent advice. You assume all risks associated with use of the data provided on this page.



Race Results



July 10, 2022, Race 2, TRACKSIDE DINING AT ADDINGTON TROT, Distance 2600m, Addington - Survey 3200m

Result	TAB no.	Horse (Barrier)	2600 to	2400m to
4th	4	Sinner Cool (8)	2400m	2200m
		Position in running (margin)	-	2(2.2)
		Sectional time (s)	17.63	16.20
		Cumulative time (s)	208.69	191.06
		Speed (m/s)	11.35	12.35
		Stride length (m)	5.28	5.63
		Stride duration (s)	0.460	0.456
		Stride efficiency (%)	43.63	49.48
		Stride count	37.85	35.54

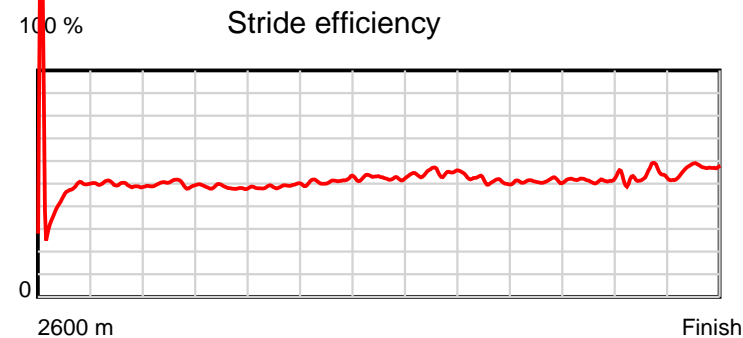
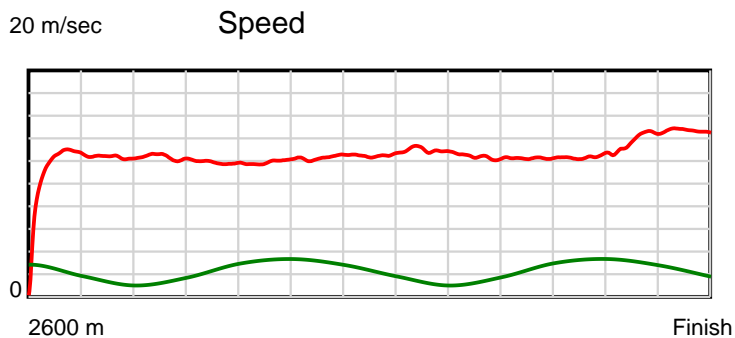
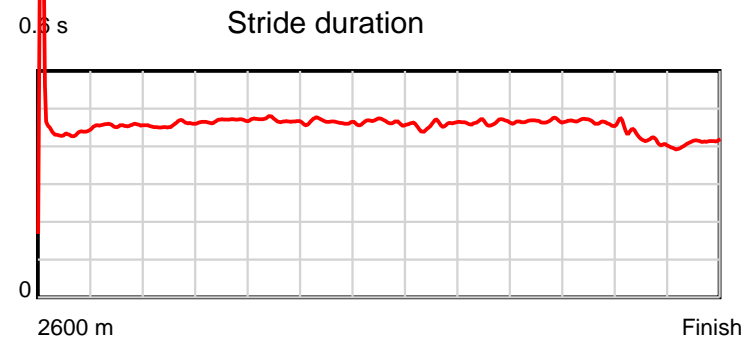
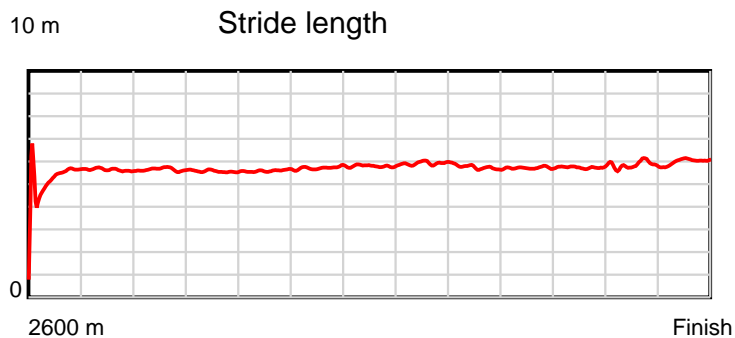
Disclaimer.

HRNZ and NZMTC and Thoroughbred Ratings Pty Ltd accepts no responsibility for the completeness or accuracy of any of the information contained herein, and makes no representations about its suitability for any particular purpose. Users should make their own judgements about those matters and/or seek independent advice. You assume all risks associated with use of the data provided on this page.

Race Results

July 10, 2022, Race 2, TRACKSIDE DINING AT ADDINGTON TROT, Distance 2600m, Addington - Survey 3200m

Result	TAB no.	Horse (Barrier)	2200m to	2000m to	1800m to	1600m to	1400m to	1200m to	1000m to	800m to	600m to	400m to	200m to	Total or	Margin
4th	4	Sinner Cool (8)	2000m	1800m	1600m	1400m	1200m	1000m	800m	600m	400m	200m	WP	Average	
		Position in running (margin)	3(2.1)	3(4.7)	3(4.5)	3(4.5)	3(4.9)	4(4.0)	6(6.0)	6(6.2)	6(6.3)	6(5.8)	5(3.8)		1.80
		Sectional time (s)	16.40	16.78	16.85	16.17	16.00	15.55	16.37	16.34	16.21	14.48	13.71		
		Cumulative time (s)	174.86	158.46	141.68	124.83	108.66	92.66	77.11	60.74	44.40	28.19	13.71	3:28.69	
		Speed (m/s)	12.20	11.92	11.87	12.37	12.50	12.86	12.22	12.24	12.34	13.81	14.59	12.46	
		Stride length (m)	5.58	5.58	5.57	5.75	5.80	5.88	5.66	5.72	5.73	5.83	5.98	5.69	
		Stride duration (s)	0.458	0.468	0.469	0.465	0.464	0.457	0.464	0.467	0.465	0.422	0.410	0.457	
		Stride efficiency (%)	48.67	48.70	48.49	51.73	52.57	54.05	50.10	51.10	51.38	53.16	55.88	50.55	
		Stride count	35.84	35.83	35.90	34.76	34.48	34.01	35.32	34.97	34.88	34.29	33.45	457.12	



Note: Horizontal distance axis grid lines are 200m furlongs.

Disclaimer.

HRNZ and NZMTC and Thoroughbred Ratings Pty Ltd accepts no responsibility for the completeness or accuracy of any of the information contained herein, and makes no representations about its suitability for any particular purpose. Users should make their own judgements about those matters and/or seek independent advice. You assume all risks associated with use of the data provided on this page.



Race Results



July 10, 2022, Race 2, TRACKSIDE DINING AT ADDINGTON TROT, Distance 2600m, Addington - Survey 3200m

Result	TAB no.	Horse (Barrier)	2600 to	2400m to
5th	10	Lucinda Hest (1)	2400m	2200m
		Position in running (margin)	-	11(26.6)
		Sectional time (s)	21.75	15.65
		Cumulative time (s)	209.21	187.46
		Speed (m/s)	9.20	12.78
		Stride length (m)	4.83	5.80
		Stride duration (s)	0.460	0.454
		Stride efficiency (%)	36.44	52.52
		Stride count	41.41	34.50

Disclaimer.

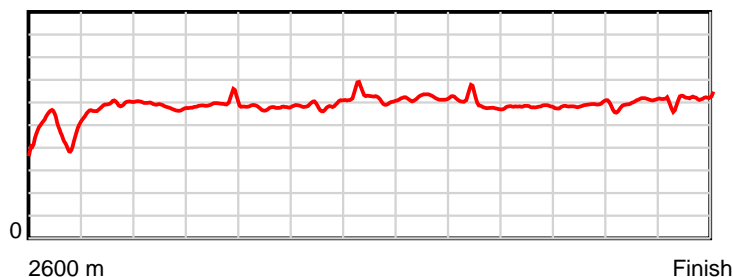
HRNZ and NZMTC and Thoroughbred Ratings Pty Ltd accepts no responsibility for the completeness or accuracy of any of the information contained herein, and makes no representations about its suitability for any particular purpose. Users should make their own judgements about those matters and/or seek independent advice. You assume all risks associated with use of the data provided on this page.

Race Results

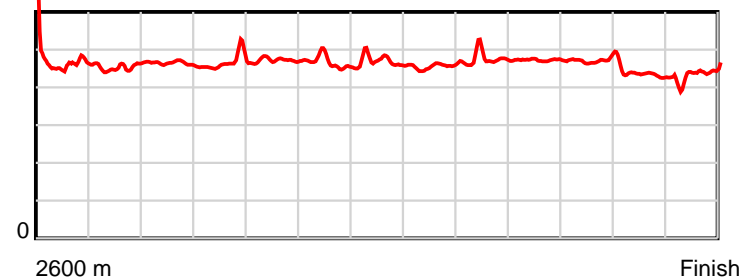
July 10, 2022, Race 2, TRACKSIDE DINING AT ADDINGTON TROT, Distance 2600m, Addington - Survey 3200m

Result	TAB no.	Horse (Barrier)	2200m to	2000m to	1800m to	1600m to	1400m to	1200m to	1000m to	800m to	600m to	400m to	200m to	Total or	Margin
5th	10	Lucinda Hest (1)	2000m	1800m	1600m	1400m	1200m	1000m	800m	600m	400m	200m	WP	Average	
		Position in running (margin)	8(23.1)	8(24.7)	8(18.0)	8(15.5)	7(13.3)	7(7.0)	5(5.5)	5(5.2)	5(4.8)	5(5.5)	4(3.4)		4.60
		Sectional time (s)	16.22	15.70	16.44	15.74	15.11	14.94	16.30	16.25	16.41	14.48	14.22		
		Cumulative time (s)	171.81	155.59	139.89	123.45	107.71	92.60	77.66	61.36	45.11	28.70	14.22	3:29.21	
		Speed (m/s)	12.33	12.74	12.17	12.71	13.24	13.39	12.27	12.31	12.19	13.81	14.06	12.43	
		Stride length (m)	5.72	5.92	5.74	5.92	6.19	6.11	5.80	5.81	5.77	5.96	6.18	5.81	
		Stride duration (s)	0.464	0.465	0.472	0.466	0.467	0.456	0.473	0.472	0.474	0.431	0.440	0.467	
		Stride efficiency (%)	51.18	54.78	51.48	54.82	59.83	58.25	52.62	52.68	52.05	55.42	59.77	52.67	
		Stride count	34.95	33.78	34.85	33.77	32.32	32.76	34.47	34.44	34.66	33.58	32.34	447.83	

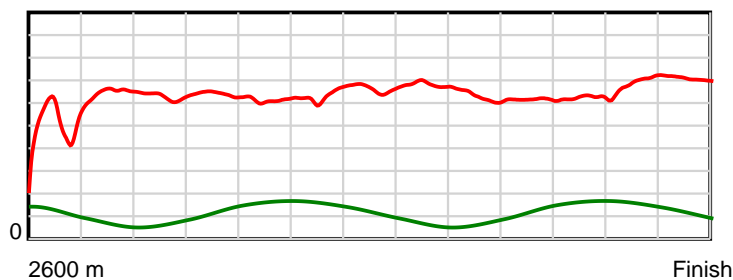
10 m Stride length



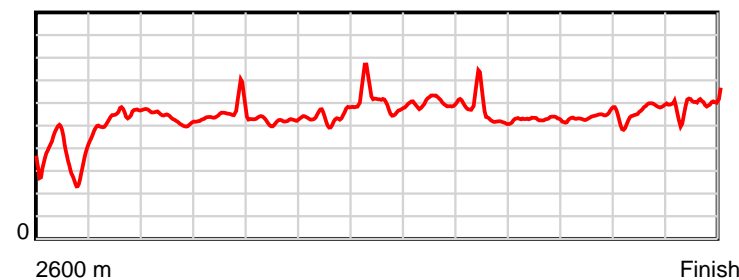
0.6 s Stride duration



20 m/sec Speed



100 % Stride efficiency



Note: Horizontal distance axis grid lines are 200m furlongs.

Disclaimer.

HRNZ and NZMTC and Thoroughbred Ratings Pty Ltd accepts no responsibility for the completeness or accuracy of any of the information contained herein, and makes no representations about its suitability for any particular purpose. Users should make their own judgements about those matters and/or seek independent advice. You assume all risks associated with use of the data provided on this page.



Race Results



July 10, 2022, Race 2, TRACKSIDE DINING AT ADDINGTON TROT, Distance 2600m, Addington - Survey 3200m

Result	TAB no.	Horse (Barrier)	2600 to	2400m to
6th	1	Sassy Star (5)	2400m	2200m
		Position in running (margin)	-	12(35.5)
		Sectional time (s)	23.08	15.85
		Cumulative time (s)	209.65	186.57
		Speed (m/s)	8.67	12.62
		Stride length (m)	4.26	5.43
		Stride duration (s)	0.487	0.430
		Stride efficiency (%)	28.31	45.99
		Stride count	46.99	36.86

Disclaimer.

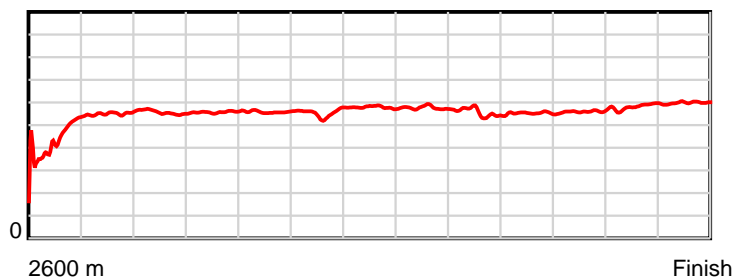
HRNZ and NZMTC and Thoroughbred Ratings Pty Ltd accepts no responsibility for the completeness or accuracy of any of the information contained herein, and makes no representations about its suitability for any particular purpose. Users should make their own judgements about those matters and/or seek independent advice. You assume all risks associated with use of the data provided on this page.

Race Results

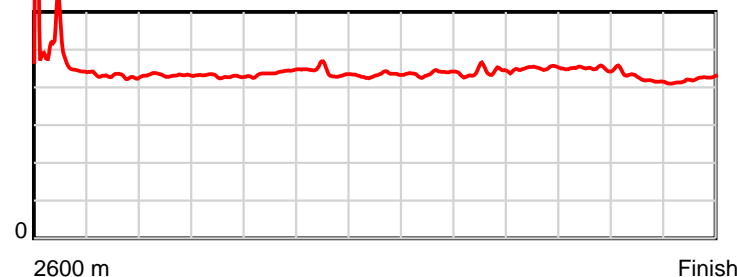
July 10, 2022, Race 2, TRACKSIDE DINING AT ADDINGTON TROT, Distance 2600m, Addington - Survey 3200m

Result	TAB no.	Horse (Barrier)	2200m to	2000m to	1800m to	1600m to	1400m to	1200m to	1000m to	800m to	600m to	400m to	200m to	Total or	Margin
6th	1	Sassy Star (5)	2000m	1800m	1600m	1400m	1200m	1000m	800m	600m	400m	200m	WP	Average	
		Position in running (margin)	9(33.3)	9(31.9)	9(23.9)	9(18.0)	8(16.8)	8(9.7)	8(9.9)	8(8.6)	8(8.3)	8(8.2)	6(6.7)		7.10
		Sectional time (s)	15.72	15.48	15.88	15.89	14.97	15.25	16.12	16.28	16.27	14.58	14.28		
		Cumulative time (s)	170.72	155.00	139.52	123.64	107.75	92.78	77.53	61.41	45.13	28.86	14.28	3:29.65	
		Speed (m/s)	12.72	12.92	12.59	12.59	13.36	13.11	12.41	12.29	12.29	13.72	14.01	12.40	
		Stride length (m)	5.50	5.55	5.52	5.56	5.78	5.74	5.46	5.55	5.53	5.83	5.91	5.48	
		Stride duration (s)	0.432	0.430	0.439	0.442	0.432	0.437	0.440	0.451	0.450	0.425	0.422	0.441	
		Stride efficiency (%)	47.28	48.21	47.68	48.31	52.19	51.46	46.59	48.07	47.82	53.13	54.55	46.85	
		Stride count	36.36	36.01	36.21	35.97	34.61	34.85	36.63	36.06	36.15	34.30	33.85	474.85	

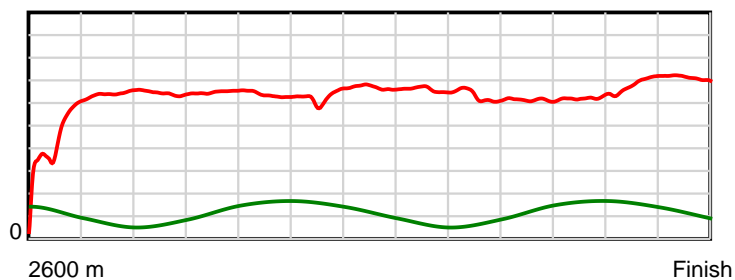
10 m Stride length



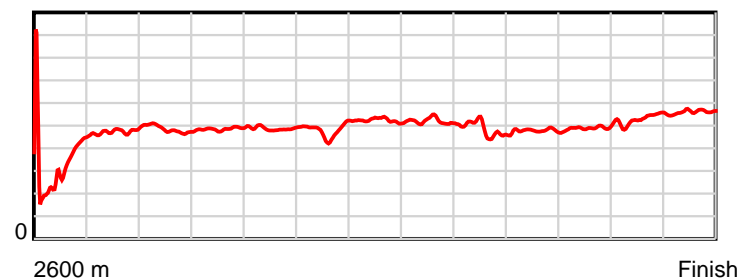
0.5 s Stride duration



20 m/sec Speed



100 % Stride efficiency



Note: Horizontal distance axis grid lines are 200m furlongs.

Disclaimer.

HRNZ and NZMTC and Thoroughbred Ratings Pty Ltd accepts no responsibility for the completeness or accuracy of any of the information contained herein, and makes no representations about its suitability for any particular purpose. Users should make their own judgements about those matters and/or seek independent advice. You assume all risks associated with use of the data provided on this page.



Race Results



July 10, 2022, Race 2, TRACKSIDE DINING AT ADDINGTON TROT, Distance 2600m, Addington - Survey 3200m

Result	TAB no.	Horse (Barrier)	2600 to	2400m to
7th	3	A Late Late Pr... (7)	2400m	2200m
		Position in running (margin)	-	4(5.2)
		Sectional time (s)	18.34	16.01
		Cumulative time (s)	210.25	191.91
		Speed (m/s)	10.91	12.49
		Stride length (m)	5.30	5.87
		Stride duration (s)	0.461	0.470
		Stride efficiency (%)	43.97	53.93
		Stride count	37.70	34.04

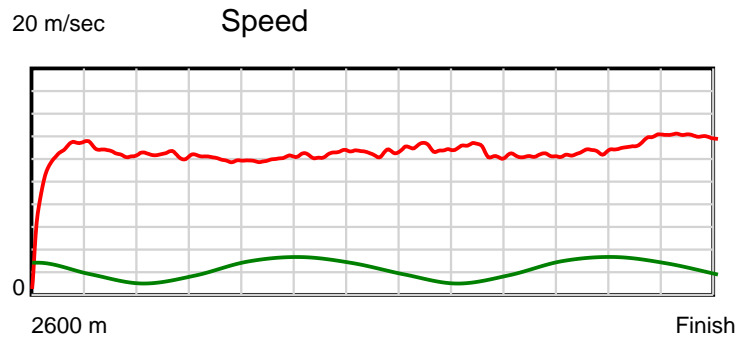
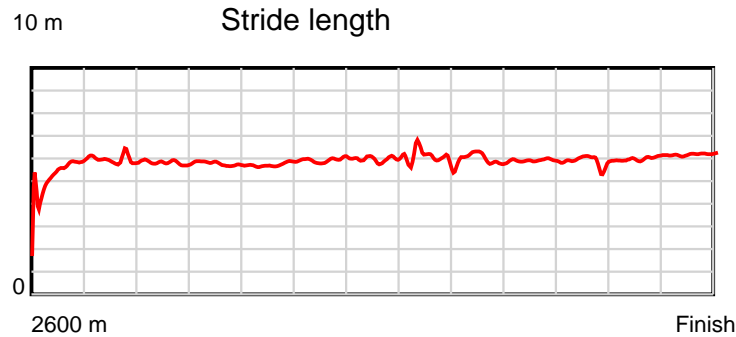
Disclaimer.

HRNZ and NZMTC and Thoroughbred Ratings Pty Ltd accepts no responsibility for the completeness or accuracy of any of the information contained herein, and makes no representations about its suitability for any particular purpose. Users should make their own judgements about those matters and/or seek independent advice. You assume all risks associated with use of the data provided on this page.

Race Results

July 10, 2022, Race 2, TRACKSIDE DINING AT ADDINGTON TROT, Distance 2600m, Addington - Survey 3200m

Result	TAB no.	Horse (Barrier)	2200m to	2000m to	1800m to	1600m to	1400m to	1200m to	1000m to	800m to	600m to	400m to	200m to	Total or	Margin
7th	3	A Late Late Pr... (7)	2000m	1800m	1600m	1400m	1200m	1000m	800m	600m	400m	200m	WP	Average	
		Position in running (margin)	4(4.0)	4(6.9)	4(6.8)	4(6.7)	4(6.9)	6(5.7)	7(8.4)	7(7.6)	7(7.0)	7(6.7)	7(8.8)		10.40
		Sectional time (s)	16.45	16.80	16.84	16.14	15.95	15.66	16.21	16.22	16.24	15.18	14.21		
		Cumulative time (s)	175.90	159.45	142.65	125.81	109.67	93.72	78.06	61.85	45.63	29.39	14.21	3:30.25	
		Speed (m/s)	12.16	11.90	11.88	12.39	12.54	12.77	12.34	12.33	12.32	13.18	14.07	12.37	
		Stride length (m)	5.71	5.71	5.68	5.91	5.93	5.85	5.82	5.93	5.72	5.83	6.22	5.80	
		Stride duration (s)	0.469	0.480	0.478	0.477	0.473	0.458	0.471	0.481	0.465	0.442	0.442	0.469	
		Stride efficiency (%)	50.92	51.02	50.37	54.66	55.03	53.52	52.85	55.02	51.19	53.10	60.54	52.59	
		Stride count	35.04	35.00	35.23	33.81	33.70	34.17	34.39	33.70	34.95	34.31	32.13	448.17	



Note: Horizontal distance axis grid lines are 200m furlongs.

Disclaimer.

HRNZ and NZMTC and Thoroughbred Ratings Pty Ltd accepts no responsibility for the completeness or accuracy of any of the information contained herein, and makes no representations about its suitability for any particular purpose. Users should make their own judgements about those matters and/or seek independent advice. You assume all risks associated with use of the data provided on this page.



Race Results



July 10, 2022, Race 2, TRACKSIDE DINING AT ADDINGTON TROT, Distance 2600m, Addington - Survey 3200m

Result	TAB no.	Horse (Barrier)	2600 to	2400m to
8th	13	Leningrad (2)	2400m	2200m
		Position in running (margin)	-	7(14.0)
		Sectional time (s)	19.45	17.34
		Cumulative time (s)	211.14	191.69
		Speed (m/s)	10.29	11.53
		Stride length (m)	4.75	5.35
		Stride duration (s)	0.449	0.464
		Stride efficiency (%)	35.20	44.69
		Stride count	42.14	37.40

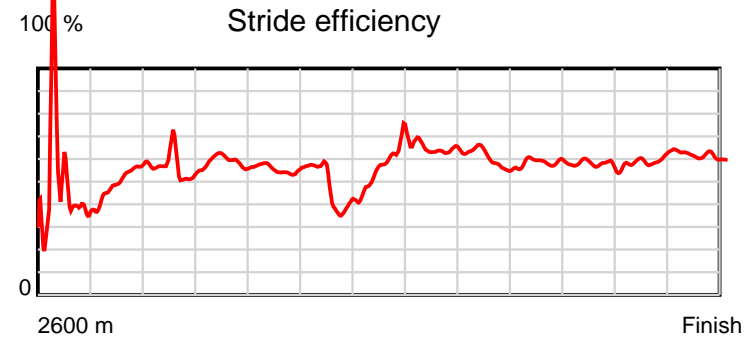
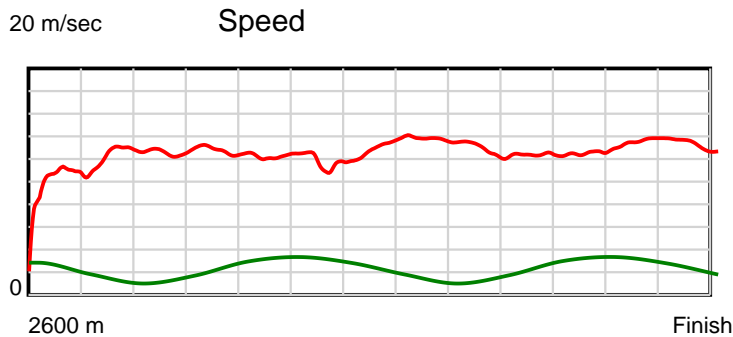
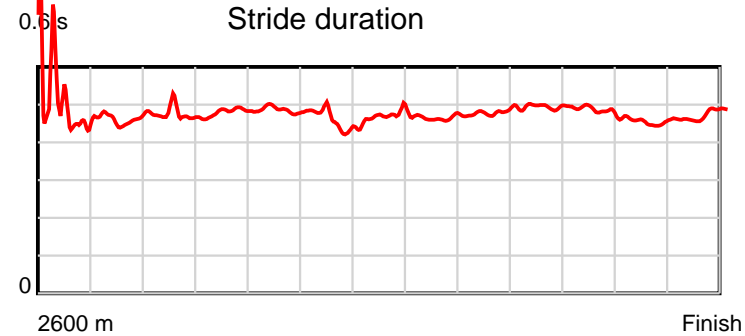
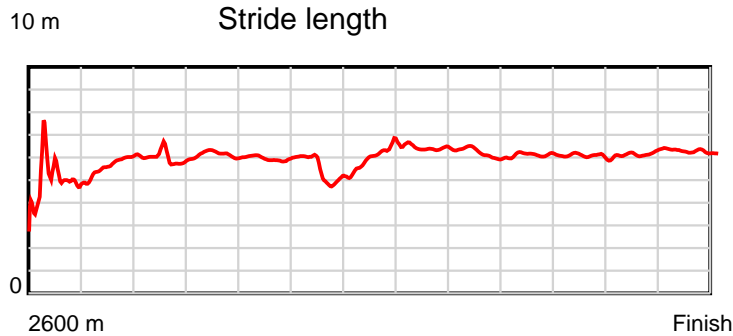
Disclaimer.

HRNZ and NZMTC and Thoroughbred Ratings Pty Ltd accepts no responsibility for the completeness or accuracy of any of the information contained herein, and makes no representations about its suitability for any particular purpose. Users should make their own judgements about those matters and/or seek independent advice. You assume all risks associated with use of the data provided on this page.

Race Results

July 10, 2022, Race 2, TRACKSIDE DINING AT ADDINGTON TROT, Distance 2600m, Addington - Survey 3200m

Result	TAB no.	Horse (Barrier)	2200m to	2000m to	1800m to	1600m to	1400m to	1200m to	1000m to	800m to	600m to	400m to	200m to	Total or	Margin
8th	13	Leningrad (2)	2000m	1800m	1600m	1400m	1200m	1000m	800m	600m	400m	200m	WP	Average	
		Position in running (margin)	7(20.8)	7(21.9)	7(15.4)	7(13.5)	9(19.2)	9(14.7)	9(11.6)	9(9.2)	9(8.6)	9(8.5)	8(9.5)		15.40
		Sectional time (s)	16.15	15.73	16.56	17.04	15.40	14.69	15.95	16.22	16.27	14.99	15.35		
		Cumulative time (s)	174.35	158.20	142.47	125.91	108.87	93.47	78.78	62.83	46.61	30.34	15.35	3:31.14	
		Speed (m/s)	12.38	12.71	12.08	11.74	12.99	13.61	12.54	12.33	12.29	13.34	13.03	12.31	
		Stride length (m)	5.85	6.11	5.87	5.32	6.09	6.34	6.03	6.10	5.94	6.07	6.19	5.81	
		Stride duration (s)	0.473	0.481	0.486	0.453	0.469	0.466	0.481	0.495	0.483	0.455	0.475	0.472	
		Stride efficiency (%)	53.54	58.40	53.79	44.25	58.01	62.78	56.79	58.19	55.10	57.52	59.87	52.78	
		Stride count	34.17	32.71	34.09	37.58	32.83	31.55	33.18	32.77	33.68	32.96	32.31	447.37	



Note: Horizontal distance axis grid lines are 200m furlongs.

Disclaimer.

HRNZ and NZMTC and Thoroughbred Ratings Pty Ltd accepts no responsibility for the completeness or accuracy of any of the information contained herein, and makes no representations about its suitability for any particular purpose. Users should make their own judgements about those matters and/or seek independent advice. You assume all risks associated with use of the data provided on this page.



Race Results



July 10, 2022, Race 2, TRACKSIDE DINING AT ADDINGTON TROT, Distance 2600m, Addington - Survey 3200m

Result	TAB no.	Horse (Barrier)	2600 to	2400m to
9th	7	Paige (10)	2400m	2200m
		Position in running (margin)	-	10(22.0)
		Sectional time (s)	20.94	15.67
		Cumulative time (s)	214.38	193.44
		Speed (m/s)	9.55	12.76
		Stride length (m)	5.61	6.18
		Stride duration (s)	0.577	0.484
		Stride efficiency (%)	49.11	59.69
		Stride count	35.67	32.36

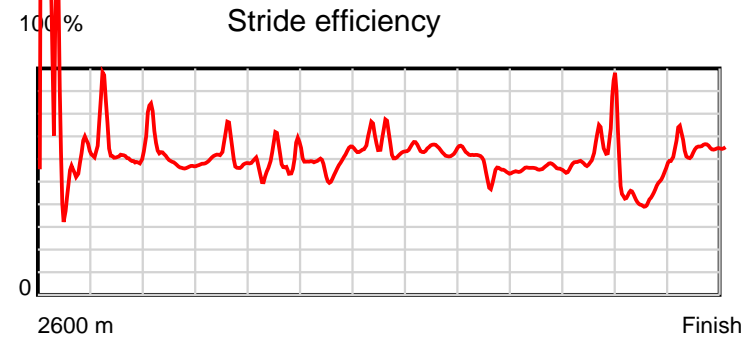
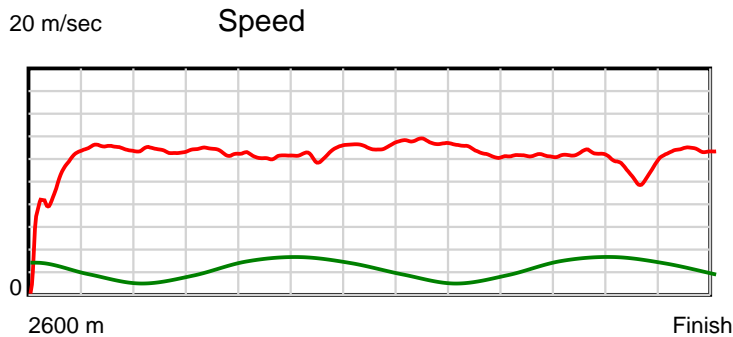
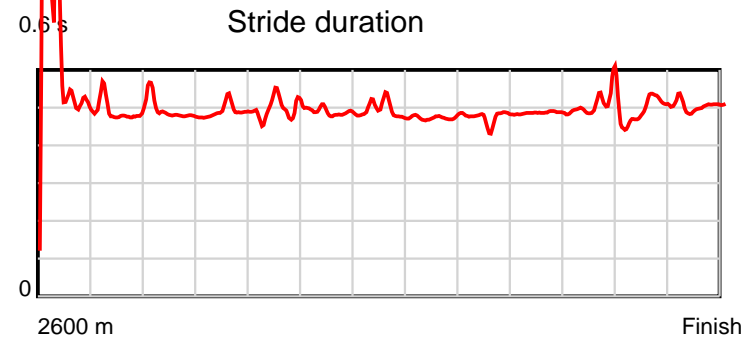
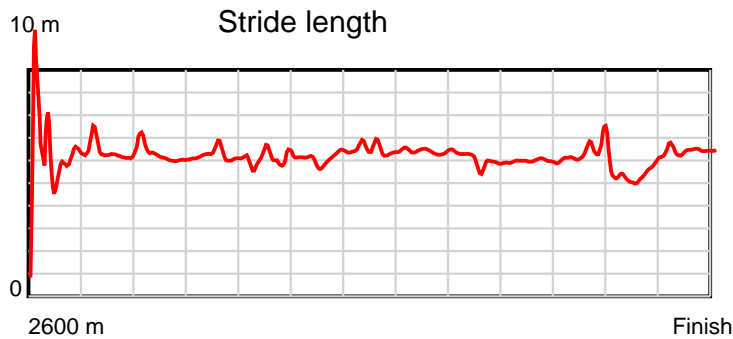
Disclaimer.

HRNZ and NZMTC and Thoroughbred Ratings Pty Ltd accepts no responsibility for the completeness or accuracy of any of the information contained herein, and makes no representations about its suitability for any particular purpose. Users should make their own judgements about those matters and/or seek independent advice. You assume all risks associated with use of the data provided on this page.

Race Results

July 10, 2022, Race 2, TRACKSIDE DINING AT ADDINGTON TROT, Distance 2600m, Addington - Survey 3200m

Result	TAB no.	Horse (Barrier)	2200m to	2000m to	1800m to	1600m to	1400m to	1200m to	1000m to	800m to	600m to	400m to	200m to	Total or	Margin
9th	7	Paige (10)	2000m	1800m	1600m	1400m	1200m	1000m	800m	600m	400m	200m	WP	Average	
		Position in running (margin)	6(18.7)	6(19.2)	6(13.0)	6(11.5)	6(10.6)	5(4.3)	3(3.9)	3(3.3)	3(2.6)	3(3.9)	9(26.4)		33.40
		Sectional time (s)	16.04	15.79	16.60	15.95	15.09	15.14	16.25	16.20	16.51	18.58	15.62		
		Cumulative time (s)	177.77	161.73	145.94	129.34	113.39	98.30	83.16	66.91	50.71	34.20	15.62	3:34.38	
		Speed (m/s)	12.47	12.67	12.05	12.54	13.25	13.21	12.31	12.35	12.11	10.76	12.80	12.13	
		Stride length (m)	6.08	6.19	5.88	6.12	6.50	6.27	5.82	6.00	6.04	5.35	6.43	6.02	
		Stride duration (s)	0.487	0.489	0.489	0.488	0.490	0.474	0.473	0.486	0.499	0.497	0.502	0.496	
		Stride efficiency (%)	57.68	59.93	54.11	58.45	65.94	61.34	52.99	56.25	57.03	44.70	64.64	56.62	
		Stride count	32.92	32.29	33.99	32.70	30.79	31.92	34.35	33.34	33.11	37.40	31.10	431.94	



Note: Horizontal distance axis grid lines are 200m furlongs.

Disclaimer.

HRNZ and NZMTC and Thoroughbred Ratings Pty Ltd accepts no responsibility for the completeness or accuracy of any of the information contained herein, and makes no representations about its suitability for any particular purpose. Users should make their own judgements about those matters and/or seek independent advice. You assume all risks associated with use of the data provided on this page.



Race Results



July 10, 2022, Race 2, TRACKSIDE DINING AT ADDINGTON TROT, Distance 2600m, Addington - Survey 3200m

Result	TAB no.	Horse (Barrier)	2600 to	2400m to
10th	11	Butcher Kate (3)	2400m	2200m
		Position in running (margin)	-	9(22.0)
		Sectional time (s)	20.97	18.51
		Cumulative time (s)	216.28	195.31
		Speed (m/s)	9.54	10.80
		Stride length (m)	4.70	5.30
		Stride duration (s)	0.467	0.491
		Stride efficiency (%)	34.48	43.95
		Stride count	42.58	37.71

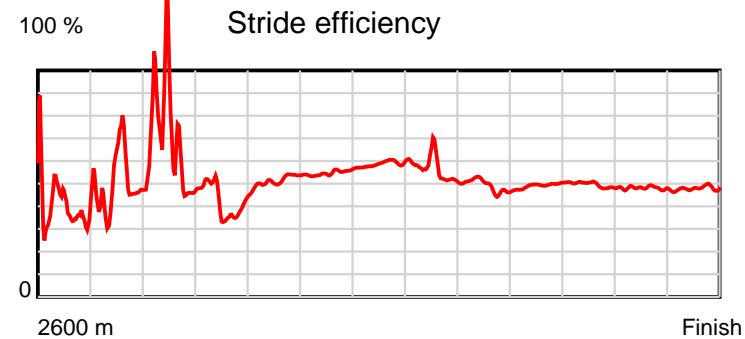
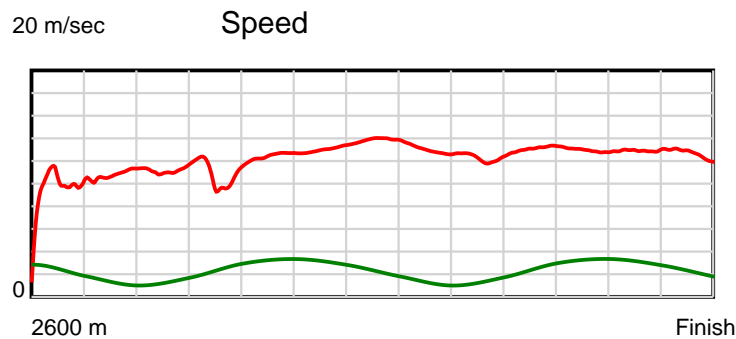
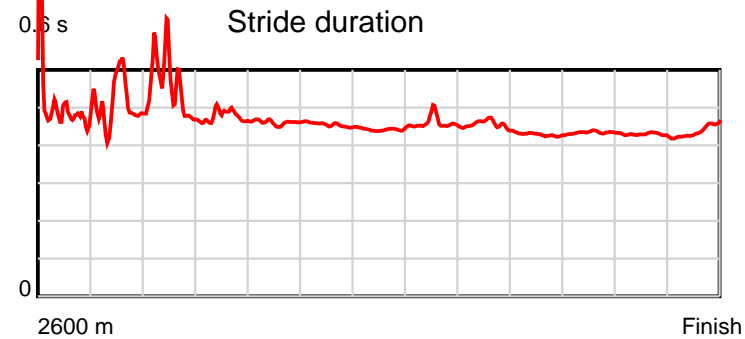
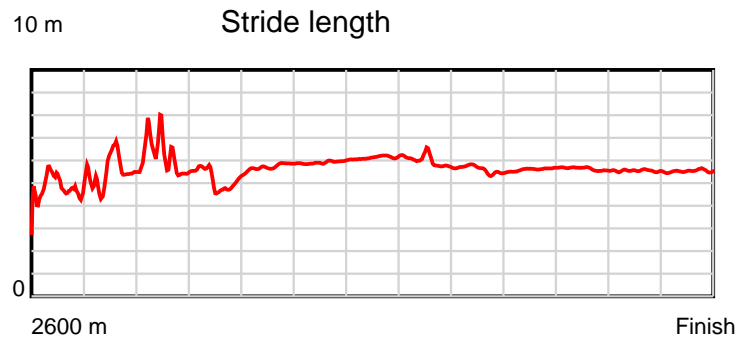
Disclaimer.

HRNZ and NZMTC and Thoroughbred Ratings Pty Ltd accepts no responsibility for the completeness or accuracy of any of the information contained herein, and makes no representations about its suitability for any particular purpose. Users should make their own judgements about those matters and/or seek independent advice. You assume all risks associated with use of the data provided on this page.

Race Results

July 10, 2022, Race 2, TRACKSIDE DINING AT ADDINGTON TROT, Distance 2600m, Addington - Survey 3200m

Result	TAB no.	Horse (Barrier)	2200m to	2000m to	1800m to	1600m to	1400m to	1200m to	1000m to	800m to	600m to	400m to	200m to	Total or	Margin
10th	11	Butcher Kate (3)	2000m	1800m	1600m	1400m	1200m	1000m	800m	600m	400m	200m	WP	Average	
		Position in running (margin)	11(35.7)	10(49.3)	10(59.1)	10(55.9)	10(50.7)	10(41.0)	10(42.6)	10(43.8)	10(37.4)	10(32.7)	10(35.5)		43.90
		Sectional time (s)	18.21	18.47	16.32	15.23	14.53	15.48	16.54	15.26	15.50	15.30	15.96		
		Cumulative time (s)	176.80	158.59	140.12	123.80	108.57	94.04	78.56	62.02	46.76	31.26	15.96	3:36.28	
		Speed (m/s)	10.98	10.83	12.25	13.13	13.76	12.92	12.09	13.11	12.90	13.07	12.53	12.02	
		Stride length (m)	5.66	5.10	5.64	5.97	6.09	5.89	5.50	5.61	5.60	5.61	5.52	5.53	
		Stride duration (s)	0.515	0.471	0.461	0.454	0.443	0.456	0.455	0.428	0.434	0.429	0.440	0.460	
		Stride efficiency (%)	49.99	40.65	49.79	55.63	58.02	54.17	47.31	49.21	49.07	49.10	47.54	47.78	
		Stride count	35.36	39.21	35.43	33.52	32.82	33.97	36.35	35.64	35.69	35.68	36.26	470.22	



Note: Horizontal distance axis grid lines are 200m furlongs.

Disclaimer.

HRNZ and NZMTC and Thoroughbred Ratings Pty Ltd accepts no responsibility for the completeness or accuracy of any of the information contained herein, and makes no representations about its suitability for any particular purpose. Users should make their own judgements about those matters and/or seek independent advice. You assume all risks associated with use of the data provided on this page.



Race Results



July 10, 2022, Race 2, TRACKSIDE DINING AT ADDINGTON TROT, Distance 2600m, Addington - Survey 3200m

Result	TAB no.	Horse (Barrier)	2600 to	2400m to
11th	5	Ha'penny Bridg... (9)	2400m	2200m
		Position in running (margin)	-	5(12.9)
		Sectional time (s)	19.59	19.91
		Cumulative time (s)	226.97	207.38
		Speed (m/s)	10.21	10.05
		Stride length (m)	4.42	4.77
		Stride duration (s)	0.431	0.474
		Stride efficiency (%)	30.59	35.51
		Stride count	45.20	41.96

Disclaimer.

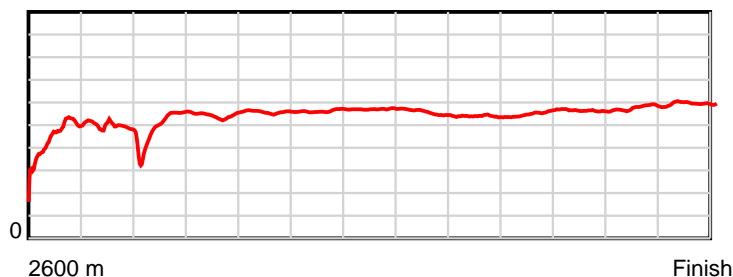
HRNZ and NZMTC and Thoroughbred Ratings Pty Ltd accepts no responsibility for the completeness or accuracy of any of the information contained herein, and makes no representations about its suitability for any particular purpose. Users should make their own judgements about those matters and/or seek independent advice. You assume all risks associated with use of the data provided on this page.

Race Results

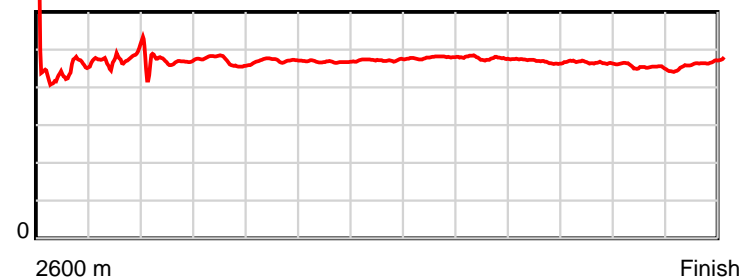
July 10, 2022, Race 2, TRACKSIDE DINING AT ADDINGTON TROT, Distance 2600m, Addington - Survey 3200m

Result	TAB no.	Horse (Barrier)	2200m to	2000m to	1800m to	1600m to	1400m to	1200m to	1000m to	800m to	600m to	400m to	200m to	Total or	Margin
11th	5	Ha'penny Bridg... (9)	2000m	1800m	1600m	1400m	1200m	1000m	800m	600m	400m	200m	WP	Average	
		Position in running (margin)	10(35.0)	11(59.2)	11(61.6)	11(63.6)	11(66.3)	11(68.8)	11(82.1)	11(92.1)	11(95.3)	11(97.7)	12(101.6)		103.30
		Sectional time (s)	20.00	17.22	17.19	16.55	16.57	17.42	18.02	16.86	16.69	15.47	15.48		
		Cumulative time (s)	187.47	167.47	150.25	133.06	116.51	99.94	82.52	64.50	47.64	30.95	15.48	3:46.97	
		Speed (m/s)	10.00	11.61	11.63	12.08	12.07	11.48	11.10	11.86	11.98	12.93	12.92	11.46	
		Stride length (m)	4.64	5.45	5.48	5.66	5.71	5.50	5.29	5.55	5.57	5.84	6.01	5.33	
		Stride duration (s)	0.464	0.469	0.472	0.468	0.473	0.479	0.477	0.468	0.465	0.452	0.465	0.466	
		Stride efficiency (%)	33.63	46.43	47.01	50.03	50.91	47.27	43.77	48.21	48.52	53.28	56.45	44.47	
		Stride count	43.11	36.69	36.46	35.35	35.04	36.36	37.79	36.01	35.89	34.25	33.28	487.39	

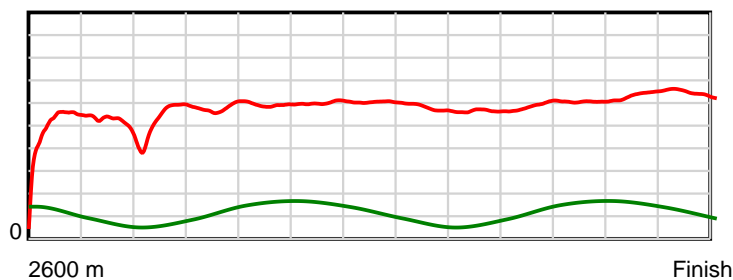
10 m Stride length



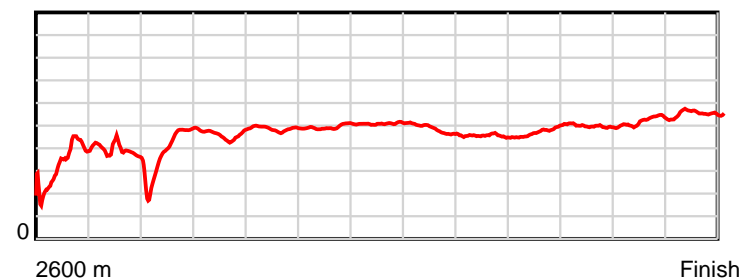
0.5 s Stride duration



20 m/sec Speed



100 % Stride efficiency



Note: Horizontal distance axis grid lines are 200m furlongs.

Disclaimer.

HRNZ and NZMTC and Thoroughbred Ratings Pty Ltd accepts no responsibility for the completeness or accuracy of any of the information contained herein, and makes no representations about its suitability for any particular purpose. Users should make their own judgements about those matters and/or seek independent advice. You assume all risks associated with use of the data provided on this page.



Race Results



July 10, 2022, Race 2, TRACKSIDE DINING AT ADDINGTON TROT, Distance 2600m, Addington - Survey 3200m

Result	TAB no.	Horse (Barrier)	2600 to	2400m to
11th	14	With Grace (4)	2400m	2200m
		Position in running (margin)	-	6(13.6)
		Sectional time (s)	19.58	27.56
		Cumulative time (s)	226.97	207.39
		Speed (m/s)	10.22	7.26
		Stride length (m)	5.24	3.83
		Stride duration (s)	0.482	0.528
		Stride efficiency (%)	42.90	22.93
		Stride count	38.17	52.21

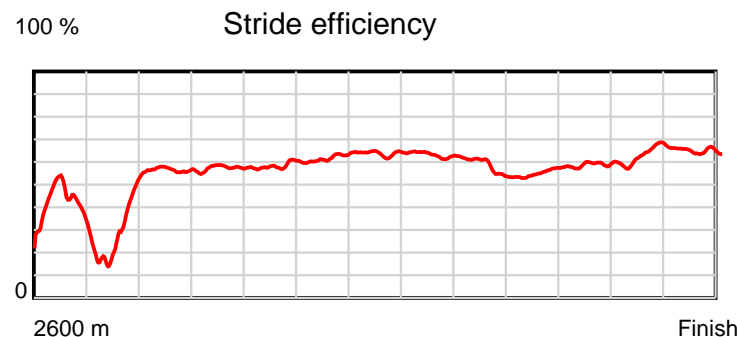
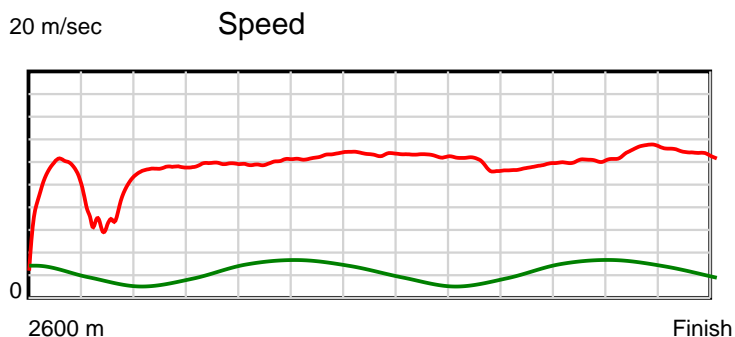
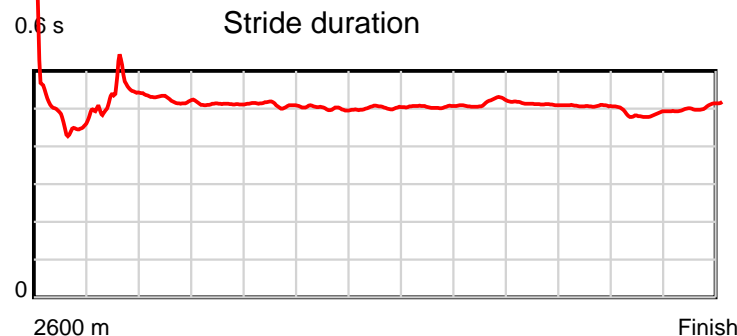
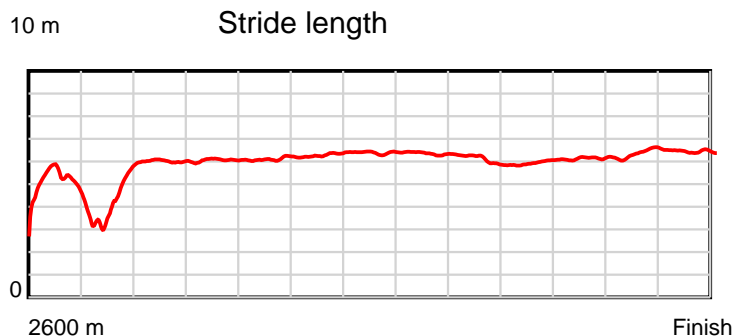
Disclaimer.

HRNZ and NZMTC and Thoroughbred Ratings Pty Ltd accepts no responsibility for the completeness or accuracy of any of the information contained herein, and makes no representations about its suitability for any particular purpose. Users should make their own judgements about those matters and/or seek independent advice. You assume all risks associated with use of the data provided on this page.

Race Results

July 10, 2022, Race 2, TRACKSIDE DINING AT ADDINGTON TROT, Distance 2600m, Addington - Survey 3200m

Result	TAB no.	Horse (Barrier)	2200m to	2000m to	1800m to	1600m to	1400m to	1200m to	1000m to	800m to	600m to	400m to	200m to	Total or	Margin
11th	14	With Grace (4)	2000m	1800m	1600m	1400m	1200m	1000m	800m	600m	400m	200m	WP	Average	
		Position in running (margin)	12(81.6)	12(91.9)	12(92.0)	12(91.4)	12(88.9)	12(85.4)	12(89.4)	12(94.3)	12(98.1)	12(100.4)	11(101.4)		103.30
		Sectional time (s)	17.67	16.83	16.76	15.68	15.57	15.88	17.16	16.96	16.67	15.00	15.65		
		Cumulative time (s)	179.83	162.16	145.33	128.57	112.89	97.32	81.44	64.28	47.32	30.65	15.65	3:46.97	
		Speed (m/s)	11.32	11.88	11.93	12.76	12.85	12.59	11.66	11.79	12.00	13.33	12.78	11.46	
		Stride length (m)	5.92	6.08	6.08	6.38	6.46	6.37	6.02	6.03	6.08	6.47	6.46	5.84	
		Stride duration (s)	0.523	0.512	0.510	0.500	0.503	0.505	0.516	0.512	0.507	0.485	0.505	0.510	
		Stride efficiency (%)	54.70	57.81	57.79	63.63	65.17	63.33	56.63	56.90	57.72	65.37	65.12	53.38	
		Stride count	33.80	32.88	32.89	31.34	30.97	31.42	33.22	33.14	32.91	30.92	30.98	444.85	



Note: Horizontal distance axis grid lines are 200m furlongs.

Disclaimer.

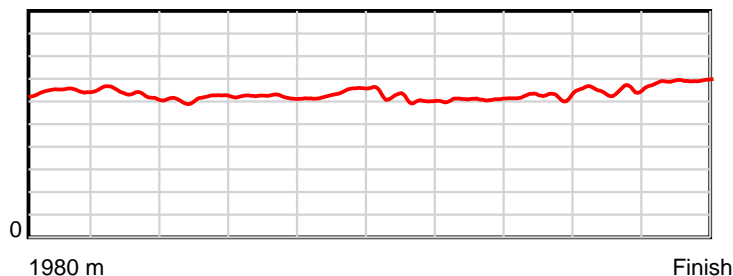
HRNZ and NZMTC and Thoroughbred Ratings Pty Ltd accepts no responsibility for the completeness or accuracy of any of the information contained herein, and makes no representations about its suitability for any particular purpose. Users should make their own judgements about those matters and/or seek independent advice. You assume all risks associated with use of the data provided on this page.

Race Results

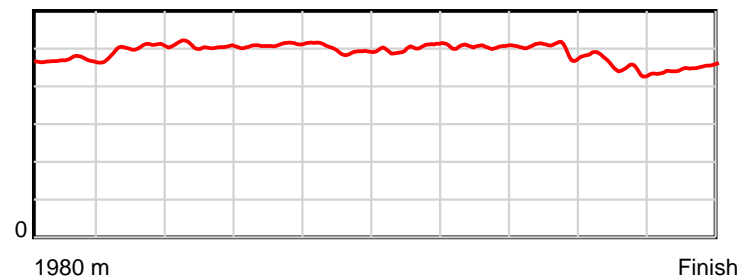
July 10, 2022, Race 3, "HARNESS RACING UNHINGED" ON FACEBOOK MOBILE PACE, Distance 1980m, Addington - Survey 1980m

Result	TAB no.	Horse (Barrier)	1980 to	1800m to	1600m to	1400m to	1200m to	1000m to	800m to	600m to	400m to	200m to	Total or	Margin
1st	2	No Gee Ess Tee (2)	1800m	1600m	1400m	1200m	1000m	800m	600m	400m	200m	WP	Average	
		Position in running (margin)	-	5(3.8)	3(2.9)	3(3.8)	4(3.8)	4(5.1)	6(5.8)	6(5.7)	7(4.3)	7(2.5)		0.00
		Sectional time (s)	13.06	15.86	16.47	16.37	15.51	16.40	16.56	16.07	14.34	13.12		
		Cumulative time (s)	153.76	140.70	124.84	108.37	92.00	76.49	60.09	43.53	27.46	13.12	2:33.76	
		Speed (m/s)	13.78	12.61	12.14	12.22	12.89	12.20	12.08	12.45	13.95	15.24	12.88	
		Stride length (m)	6.45	6.31	6.16	6.22	6.42	6.12	6.09	6.22	6.34	6.83	6.31	
		Stride duration (s)	0.469	0.500	0.507	0.509	0.498	0.502	0.505	0.500	0.455	0.448	0.490	
		Stride efficiency (%)	64.92	62.19	59.25	60.46	64.42	58.61	58.04	60.50	62.85	72.82	62.19	
		Stride count	27.93	31.70	32.48	32.15	31.15	32.66	32.82	32.14	31.53	29.30	313.86	

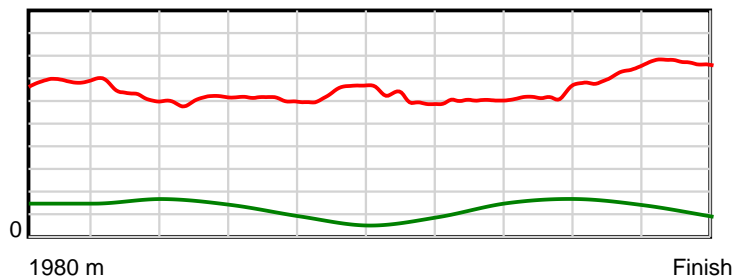
10 m Stride length



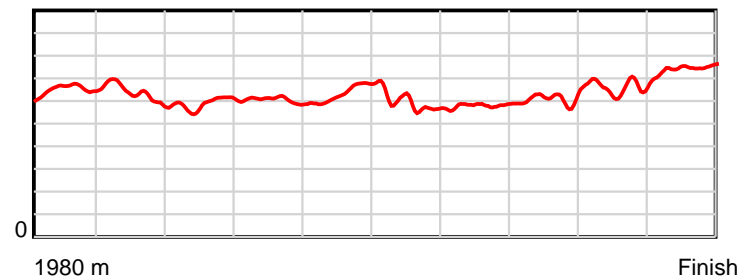
0.6 s Stride duration



20 m/sec Speed



100 % Stride efficiency



Note: Horizontal distance axis grid lines are 200m furlongs.

Disclaimer.

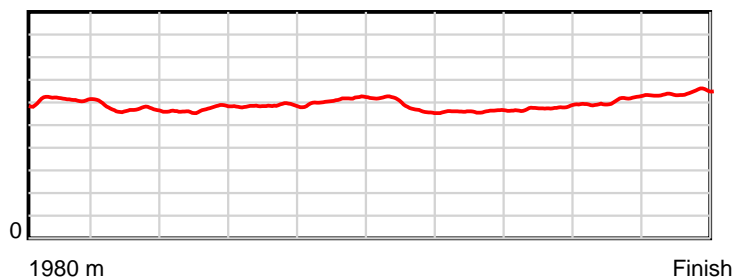
HRNZ and NZMTC and Thoroughbred Ratings Pty Ltd accepts no responsibility for the completeness or accuracy of any of the information contained herein, and makes no representations about its suitability for any particular purpose. Users should make their own judgements about those matters and/or seek independent advice. You assume all risks associated with use of the data provided on this page.

Race Results

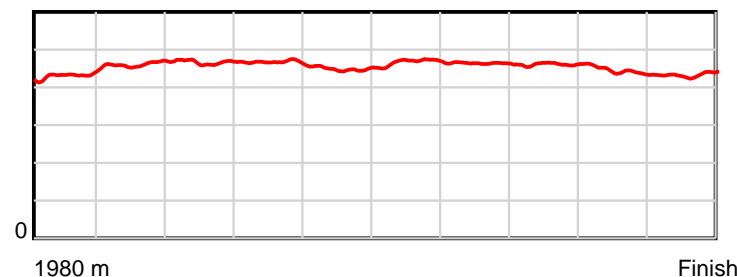
July 10, 2022, Race 3, "HARNESS RACING UNHINGED" ON FACEBOOK MOBILE PACE, Distance 1980m, Addington - Survey 1980m

Result	TAB no.	Horse (Barrier)	1980 to	1800m to	1600m to	1400m to	1200m to	1000m to	800m to	600m to	400m to	200m to	Total or	Margin
2nd	6	Hit The Beach (5)	1800m	1600m	1400m	1200m	1000m	800m	600m	400m	200m	WP	Average	
		Position in running (margin)	-	2(1.2)	4(4.4)	4(5.4)	3(3.4)	1(0.0)	1(0.0)	1(0.0)	1(0.0)	2(0.1)		0.40
		Sectional time (s)	12.65	16.55	16.49	16.03	14.73	16.29	16.58	16.30	14.65	13.56		
		Cumulative time (s)	153.83	141.18	124.63	108.14	92.11	77.38	61.09	44.51	28.21	13.56	2:33.83	
		Speed (m/s)	14.22	12.08	12.13	12.48	13.58	12.28	12.06	12.27	13.65	14.75	12.87	
		Stride length (m)	6.13	5.57	5.66	5.82	6.10	5.74	5.60	5.65	6.05	6.41	5.86	
		Stride duration (s)	0.433	0.461	0.466	0.466	0.449	0.468	0.464	0.461	0.443	0.434	0.455	
		Stride efficiency (%)	58.63	48.55	50.01	52.91	58.12	51.52	48.97	49.94	57.20	64.11	53.62	
		Stride count	29.39	35.88	35.35	34.37	32.79	34.83	35.73	35.38	33.06	31.22	338.00	

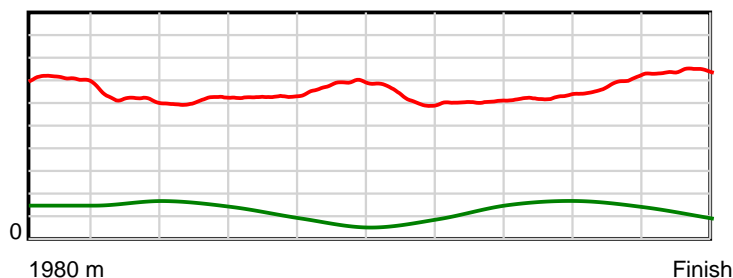
10 m Stride length



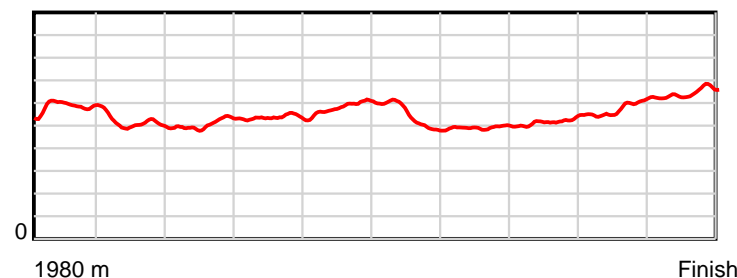
0.6 s Stride duration



20 m/sec Speed



100 % Stride efficiency



Note: Horizontal distance axis grid lines are 200m furlongs.

Disclaimer.

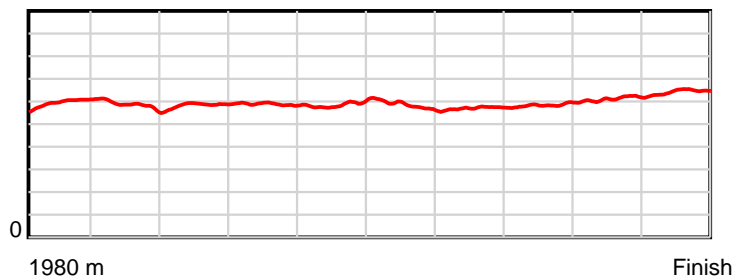
HRNZ and NZMTC and Thoroughbred Ratings Pty Ltd accepts no responsibility for the completeness or accuracy of any of the information contained herein, and makes no representations about its suitability for any particular purpose. Users should make their own judgements about those matters and/or seek independent advice. You assume all risks associated with use of the data provided on this page.

Race Results

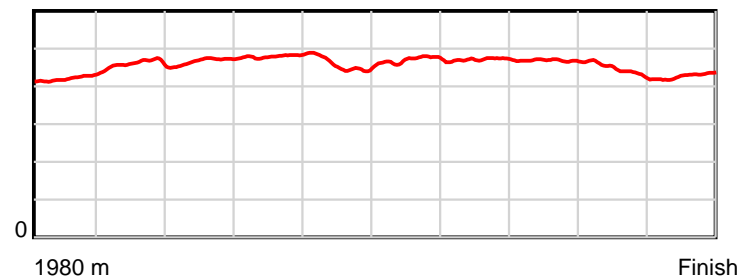
July 10, 2022, Race 3, "HARNESS RACING UNHINGED" ON FACEBOOK MOBILE PACE, Distance 1980m, Addington - Survey 1980m

Result	TAB no.	Horse (Barrier)	1980 to	1800m to	1600m to	1400m to	1200m to	1000m to	800m to	600m to	400m to	200m to	Total or	Margin
3rd	1	Raging On (1)	1800m	1600m	1400m	1200m	1000m	800m	600m	400m	200m	WP	Average	
		Position in running (margin)	-	3(1.5)	2(1.0)	1(0.0)	1(0.0)	2(1.5)	2(1.6)	3(2.1)	3(1.5)	3(1.1)		0.60
		Sectional time (s)	12.93	15.93	16.15	16.38	15.54	16.31	16.65	16.20	14.57	13.21		
		Cumulative time (s)	153.87	140.94	125.01	108.86	92.48	76.94	60.63	43.98	27.78	13.21	2:33.87	
		Speed (m/s)	13.92	12.55	12.38	12.21	12.87	12.26	12.01	12.35	13.73	15.14	12.87	
		Stride length (m)	5.95	5.78	5.78	5.86	5.88	5.77	5.66	5.78	6.11	6.48	5.90	
		Stride duration (s)	0.422	0.460	0.467	0.480	0.457	0.471	0.471	0.468	0.445	0.428	0.458	
		Stride efficiency (%)	55.32	52.13	52.24	53.71	54.12	52.05	50.06	52.13	58.25	65.57	54.32	
		Stride count	30.25	34.63	34.59	34.12	33.99	34.65	35.33	34.63	32.76	30.88	335.83	

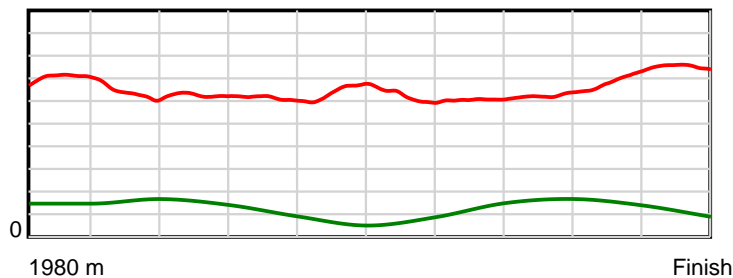
10 m Stride length



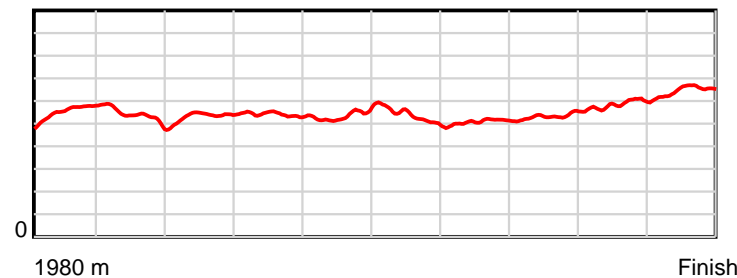
0.6 s Stride duration



20 m/sec Speed



100 % Stride efficiency



Note: Horizontal distance axis grid lines are 200m furlongs.

Disclaimer.

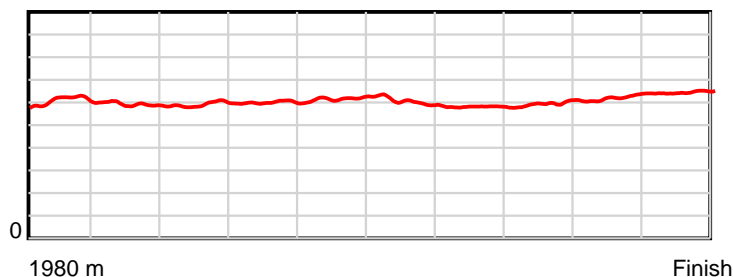
HRNZ and NZMTC and Thoroughbred Ratings Pty Ltd accepts no responsibility for the completeness or accuracy of any of the information contained herein, and makes no representations about its suitability for any particular purpose. Users should make their own judgements about those matters and/or seek independent advice. You assume all risks associated with use of the data provided on this page.

Race Results

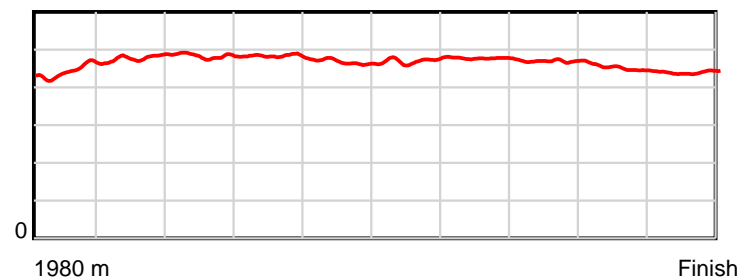
July 10, 2022, Race 3, "HARNESS RACING UNHINGED" ON FACEBOOK MOBILE PACE, Distance 1980m, Addington - Survey 1980m

Result	TAB no.	Horse (Barrier)	1980 to	1800m to	1600m to	1400m to	1200m to	1000m to	800m to	600m to	400m to	200m to	Total or	Margin
4th	3	Wriggles Rufus (3)	1800m	1600m	1400m	1200m	1000m	800m	600m	400m	200m	WP	Average	
		Position in running (margin)	-	4(3.5)	6(6.2)	6(7.2)	5(5.4)	5(5.3)	3(3.3)	2(2.0)	2(0.4)	1(0.0)		0.80
		Sectional time (s)	12.95	16.46	16.51	16.08	15.27	15.94	16.37	16.03	14.58	13.71		
		Cumulative time (s)	153.90	140.95	124.49	107.98	91.90	76.63	60.69	44.32	28.29	13.71	2:33.90	
		Speed (m/s)	13.89	12.15	12.11	12.44	13.10	12.55	12.22	12.48	13.72	14.59	12.87	
		Stride length (m)	6.10	5.80	5.86	6.01	6.12	5.91	5.82	5.86	6.18	6.42	6.00	
		Stride duration (s)	0.444	0.478	0.483	0.483	0.467	0.471	0.477	0.470	0.450	0.440	0.466	
		Stride efficiency (%)	58.16	52.62	53.62	56.43	58.48	54.66	53.02	53.66	59.63	64.35	56.28	
		Stride count	29.50	34.47	34.14	33.28	32.69	33.82	34.34	34.13	32.38	31.17	329.92	

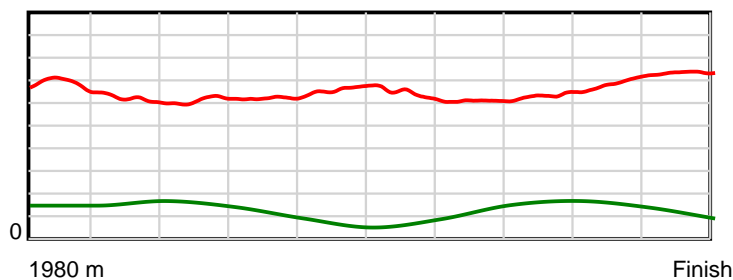
10 m Stride length



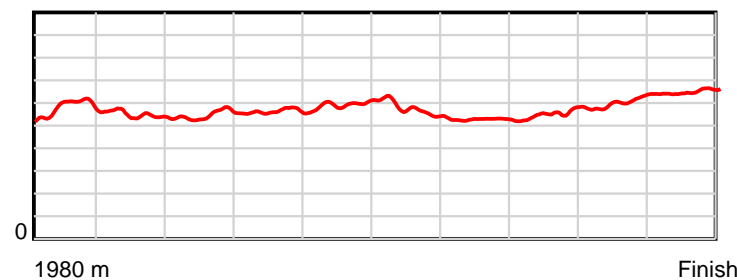
0.6 s Stride duration



20 m/sec Speed



100 % Stride efficiency



Note: Horizontal distance axis grid lines are 200m furlongs.

Disclaimer.

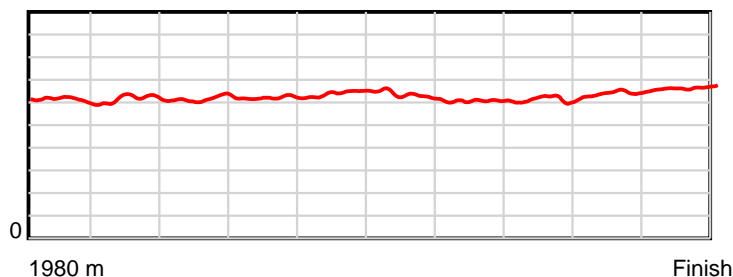
HRNZ and NZMTC and Thoroughbred Ratings Pty Ltd accepts no responsibility for the completeness or accuracy of any of the information contained herein, and makes no representations about its suitability for any particular purpose. Users should make their own judgements about those matters and/or seek independent advice. You assume all risks associated with use of the data provided on this page.

Race Results

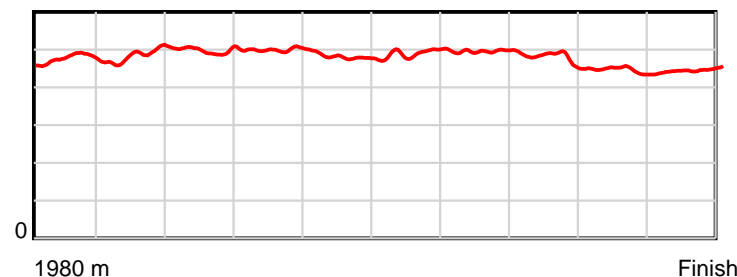
July 10, 2022, Race 3, "HARNESS RACING UNHINGED" ON FACEBOOK MOBILE PACE, Distance 1980m, Addington - Survey 1980m

Result	TAB no.	Horse (Barrier)	1980 to	1800m to	1600m to	1400m to	1200m to	1000m to	800m to	600m to	400m to	200m to	Total or	Margin
5th	9	All Too Well (8)	1800m	1600m	1400m	1200m	1000m	800m	600m	400m	200m	WP	Average	
		Position in running (margin)	-	8(9.5)	8(10.6)	8(11.4)	8(9.7)	8(9.1)	7(7.2)	7(5.9)	6(3.9)	5(1.4)		1.30
		Sectional time (s)	14.05	16.19	16.46	16.09	15.19	15.97	16.35	15.98	14.21	13.50		
		Cumulative time (s)	153.99	139.94	123.75	107.29	91.20	76.01	60.04	43.69	27.71	13.50	2:33.99	
		Speed (m/s)	12.81	12.35	12.15	12.43	13.17	12.52	12.23	12.52	14.07	14.81	12.86	
		Stride length (m)	6.11	5.99	6.05	6.20	6.33	6.16	6.06	5.96	6.25	6.63	6.17	
		Stride duration (s)	0.477	0.485	0.498	0.499	0.481	0.491	0.496	0.476	0.445	0.447	0.480	
		Stride efficiency (%)	58.31	56.10	57.24	60.15	62.60	59.20	57.43	55.46	61.13	68.64	59.47	
		Stride count	29.47	33.38	33.05	32.24	31.60	32.49	32.99	33.57	31.98	30.18	320.95	

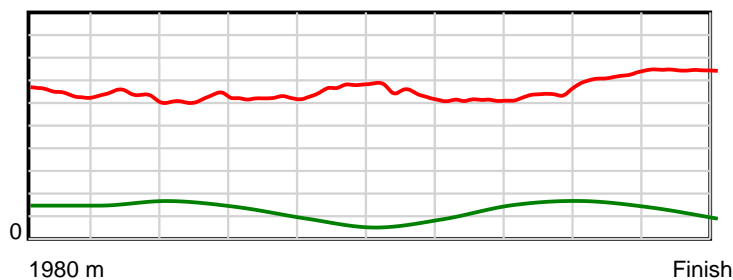
10 m Stride length



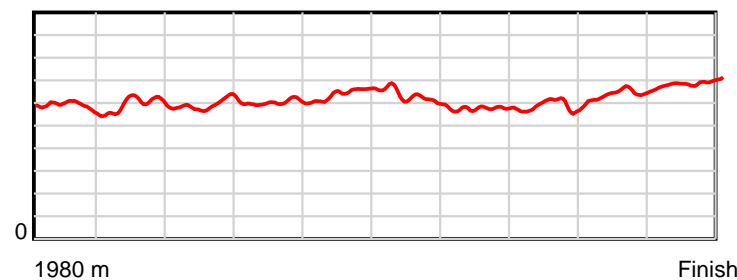
0.6 s Stride duration



20 m/sec Speed



100 % Stride efficiency



Note: Horizontal distance axis grid lines are 200m furlongs.

Disclaimer.

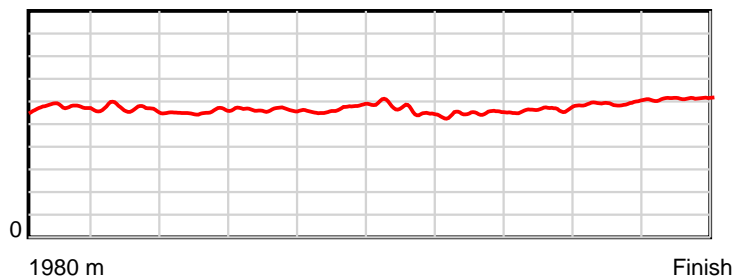
HRNZ and NZMTC and Thoroughbred Ratings Pty Ltd accepts no responsibility for the completeness or accuracy of any of the information contained herein, and makes no representations about its suitability for any particular purpose. Users should make their own judgements about those matters and/or seek independent advice. You assume all risks associated with use of the data provided on this page.

Race Results

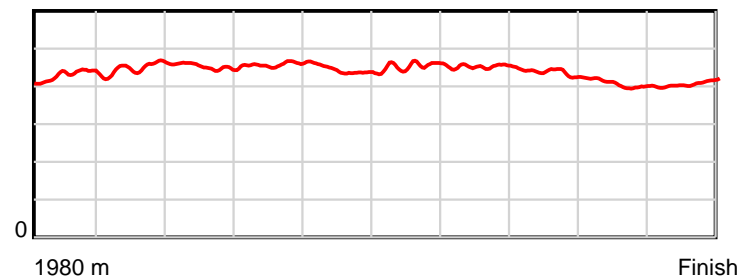
July 10, 2022, Race 3, "HARNESS RACING UNHINGED" ON FACEBOOK MOBILE PACE, Distance 1980m, Addington - Survey 1980m

Result	TAB no.	Horse (Barrier)	1980 to	1800m to	1600m to	1400m to	1200m to	1000m to	800m to	600m to	400m to	200m to	Total or	Margin
6th	4	Searing Light (4)	1800m	1600m	1400m	1200m	1000m	800m	600m	400m	200m	WP	Average	
		Position in running (margin)	-	6(6.1)	5(6.0)	5(6.0)	6(5.6)	7(8.0)	8(7.9)	8(7.8)	8(5.7)	8(2.8)		1.60
		Sectional time (s)	13.66	15.98	16.33	16.31	15.69	16.27	16.57	15.94	14.16	13.13		
		Cumulative time (s)	154.04	140.38	124.40	108.07	91.76	76.07	59.80	43.23	27.29	13.13	2:34.04	
		Speed (m/s)	13.17	12.52	12.25	12.26	12.75	12.29	12.07	12.55	14.12	15.23	12.85	
		Stride length (m)	5.74	5.61	5.54	5.62	5.66	5.58	5.46	5.48	5.73	6.21	5.66	
		Stride duration (s)	0.431	0.448	0.452	0.458	0.444	0.454	0.452	0.437	0.406	0.408	0.440	
		Stride efficiency (%)	51.48	49.15	47.92	49.39	50.07	48.69	46.60	46.98	51.36	60.30	49.99	
		Stride count	31.36	35.66	36.12	35.58	35.33	35.83	36.62	36.47	34.89	32.20	350.06	

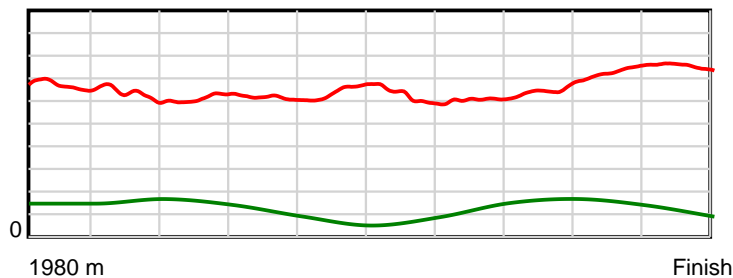
10 m Stride length



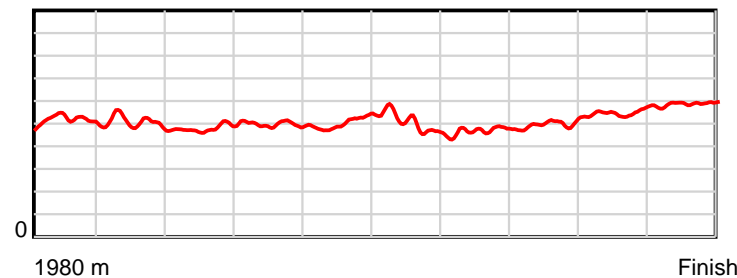
0.6 s Stride duration



20 m/sec Speed



100 % Stride efficiency



Note: Horizontal distance axis grid lines are 200m furlongs.

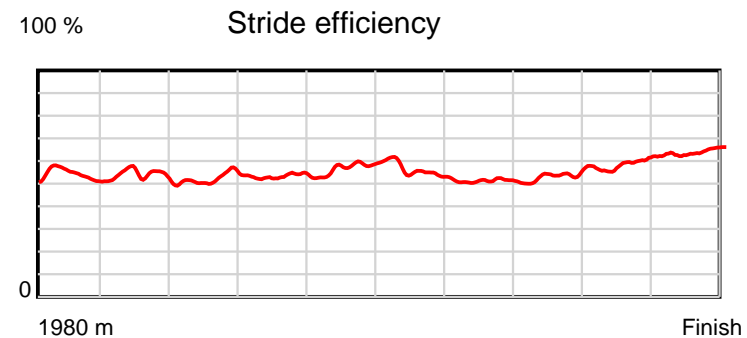
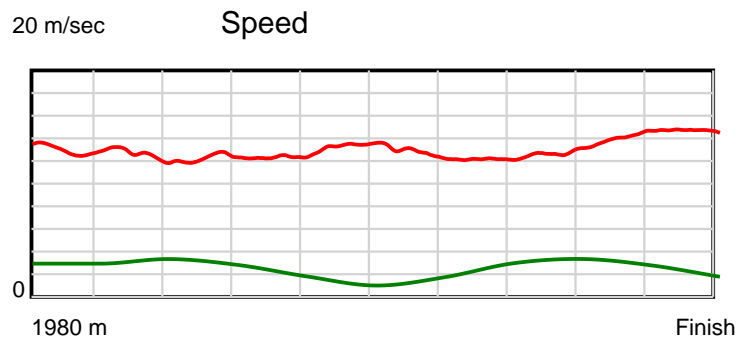
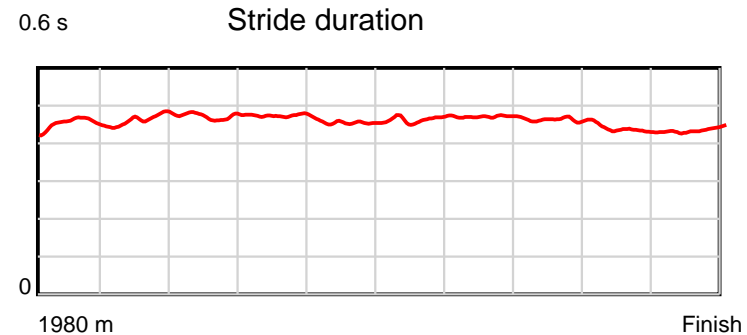
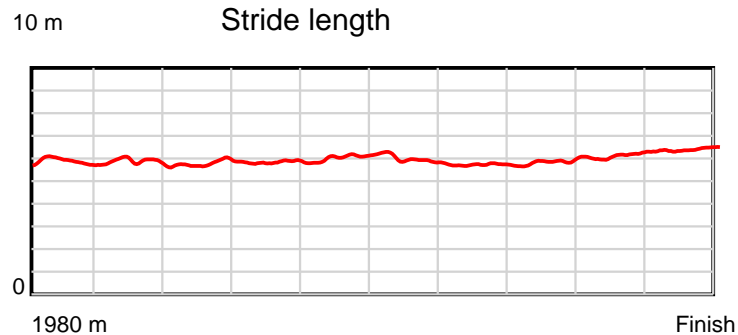
Disclaimer.

HRNZ and NZMTC and Thoroughbred Ratings Pty Ltd accepts no responsibility for the completeness or accuracy of any of the information contained herein, and makes no representations about its suitability for any particular purpose. Users should make their own judgements about those matters and/or seek independent advice. You assume all risks associated with use of the data provided on this page.

Race Results

July 10, 2022, Race 3, "HARNESS RACING UNHINGED" ON FACEBOOK MOBILE PACE, Distance 1980m, Addington - Survey 1980m

Result	TAB no.	Horse (Barrier)	1980 to	1800m to	1600m to	1400m to	1200m to	1000m to	800m to	600m to	400m to	200m to	Total or	Margin
7th	7	Hutasa (6)	1800m	1600m	1400m	1200m	1000m	800m	600m	400m	200m	WP	Average	
		Position in running (margin)	-	7(8.2)	7(8.6)	7(9.0)	7(7.7)	6(6.9)	5(5.4)	5(4.0)	4(2.8)	4(1.3)		1.70
		Sectional time (s)	13.92	16.07	16.40	16.15	15.17	16.03	16.34	16.09	14.39	13.50		
		Cumulative time (s)	154.06	140.14	124.07	107.67	91.52	76.35	60.32	43.98	27.89	13.50	2:34.06	
		Speed (m/s)	12.93	12.45	12.20	12.38	13.18	12.48	12.24	12.43	13.90	14.81	12.85	
		Stride length (m)	5.91	5.77	5.76	5.87	6.00	5.80	5.76	5.75	6.05	6.47	5.91	
		Stride duration (s)	0.457	0.463	0.472	0.474	0.455	0.465	0.471	0.462	0.436	0.437	0.460	
		Stride efficiency (%)	54.60	52.01	51.81	53.80	56.26	52.50	51.81	51.61	57.27	65.36	54.50	
		Stride count	30.45	34.67	34.73	34.09	33.33	34.50	34.73	34.80	33.04	30.93	335.27	



Note: Horizontal distance axis grid lines are 200m furlongs.

Disclaimer.

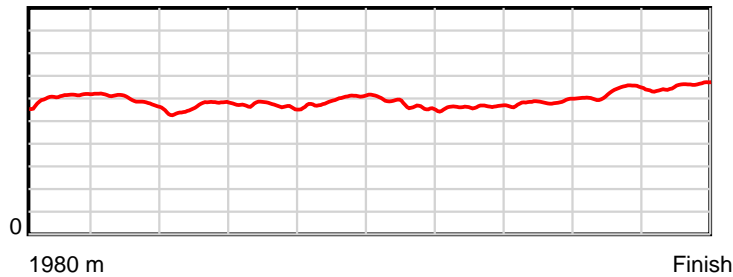
HRNZ and NZMTC and Thoroughbred Ratings Pty Ltd accepts no responsibility for the completeness or accuracy of any of the information contained herein, and makes no representations about its suitability for any particular purpose. Users should make their own judgements about those matters and/or seek independent advice. You assume all risks associated with use of the data provided on this page.

Race Results

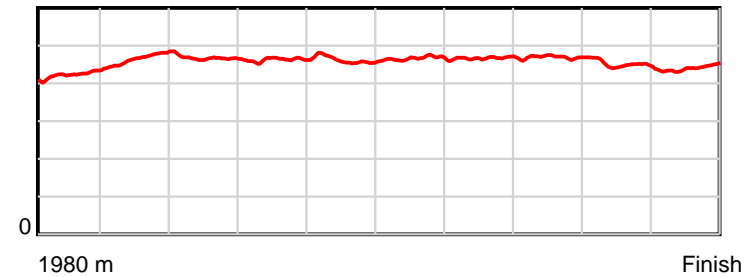
July 10, 2022, Race 3, "HARNESS RACING UNHINGED" ON FACEBOOK MOBILE PACE, Distance 1980m, Addington - Survey 1980m

Result	TAB no.	Horse (Barrier)	1980 to	1800m to	1600m to	1400m to	1200m to	1000m to	800m to	600m to	400m to	200m to	Total or	Margin
8th	8	Pembrook's Pri... (7)	1800m	1600m	1400m	1200m	1000m	800m	600m	400m	200m	WP	Average	
		Position in running (margin)	-	1(0.0)	1(0.0)	2(2.0)	2(2.0)	3(3.4)	4(4.0)	4(3.8)	5(3.4)	6(2.2)		1.80
		Sectional time (s)	12.46	16.01	16.65	16.39	15.52	16.38	16.55	16.24	14.44	13.45		
		Cumulative time (s)	154.09	141.63	125.62	108.97	92.58	77.06	60.68	44.13	27.89	13.45	2:34.09	
		Speed (m/s)	14.44	12.49	12.01	12.20	12.89	12.21	12.08	12.32	13.85	14.87	12.85	
		Stride length (m)	6.09	5.83	5.60	5.64	5.95	5.68	5.65	5.77	6.23	6.56	5.88	
		Stride duration (s)	0.425	0.466	0.466	0.462	0.462	0.465	0.468	0.469	0.450	0.441	0.458	
		Stride efficiency (%)	57.88	53.03	49.04	49.72	55.40	50.35	49.90	52.07	60.71	67.22	54.10	
		Stride count	29.58	34.33	35.70	35.46	33.59	35.24	35.39	34.65	32.09	30.49	336.52	

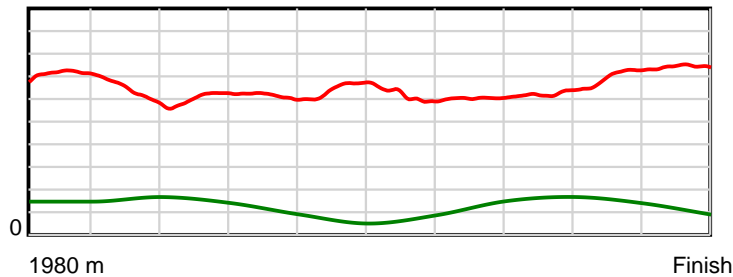
10 m Stride length



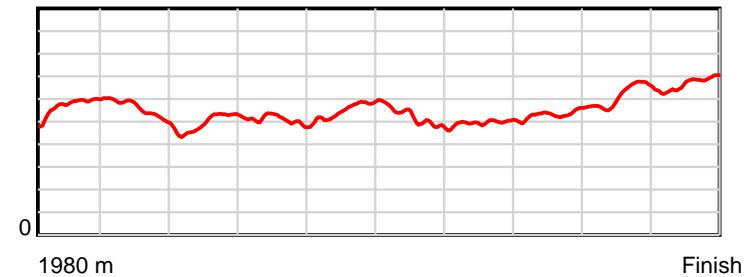
0.6 s Stride duration



20 m/sec Speed



100 % Stride efficiency



Note: Horizontal distance axis grid lines are 200m furlongs.

Disclaimer.

HRNZ and NZMTC and Thoroughbred Ratings Pty Ltd accepts no responsibility for the completeness or accuracy of any of the information contained herein, and makes no representations about its suitability for any particular purpose. Users should make their own judgements about those matters and/or seek independent advice. You assume all risks associated with use of the data provided on this page.



Race Results



July 10, 2022, Race 4, AVON CITY FORD MOBILE PACE, Distance 2600m, Addington - Survey 3200m

Result	TAB no.	Horse (Barrier)	2600 to	2400m to
1st	8	U R The One (8)	2400m	2200m
		Position in running (margin)	-	9(11.5)
		Sectional time (s)	14.87	15.83
		Cumulative time (s)	197.57	182.70
		Speed (m/s)	13.45	12.63
		Stride length (m)	6.01	5.61
		Stride duration (s)	0.444	0.444
		Stride efficiency (%)	56.50	49.19
		Stride count	33.26	35.65

Disclaimer.

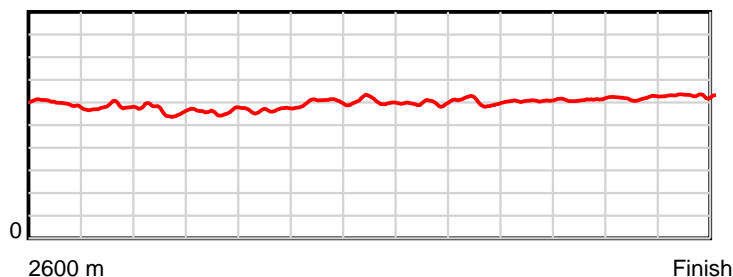
HRNZ and NZMTC and Thoroughbred Ratings Pty Ltd accepts no responsibility for the completeness or accuracy of any of the information contained herein, and makes no representations about its suitability for any particular purpose. Users should make their own judgements about those matters and/or seek independent advice. You assume all risks associated with use of the data provided on this page.

Race Results

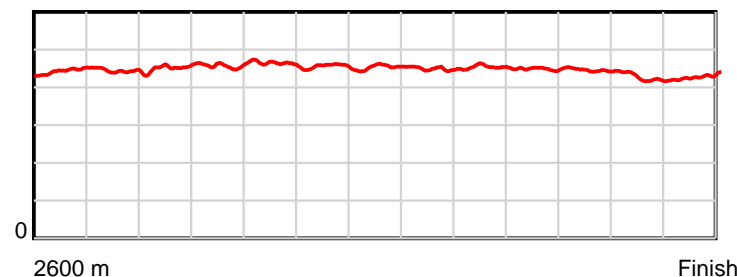
July 10, 2022, Race 4, AVON CITY FORD MOBILE PACE, Distance 2600m, Addington - Survey 3200m

Result	TAB no.	Horse (Barrier)	2200m to	2000m to	1800m to	1600m to	1400m to	1200m to	1000m to	800m to	600m to	400m to	200m to	Total or	Margin
1st	8	U R The One (8)	2000m	1800m	1600m	1400m	1200m	1000m	800m	600m	400m	200m	WP	Average	
		Position in running (margin)	9(17.4)	8(16.9)	8(13.4)	8(15.4)	8(15.2)	8(13.5)	8(10.6)	6(6.4)	5(4.7)	5(4.1)	2(1.7)		0.00
		Sectional time (s)	16.26	16.26	16.46	15.18	14.95	15.12	15.36	14.82	14.78	13.84	13.84		
		Cumulative time (s)	166.87	150.61	134.35	117.89	102.71	87.76	72.64	57.28	42.46	27.68	13.84	3:17.57	
		Speed (m/s)	12.30	12.30	12.15	13.18	13.38	13.23	13.02	13.50	13.53	14.45	14.45	13.16	
		Stride length (m)	5.56	5.62	5.64	6.00	6.07	5.94	5.90	6.06	6.02	6.14	6.20	5.90	
		Stride duration (s)	0.452	0.457	0.464	0.455	0.454	0.449	0.453	0.449	0.445	0.425	0.429	0.448	
		Stride efficiency (%)	48.32	49.41	49.65	56.25	57.49	55.16	54.48	57.39	56.71	58.89	60.13	54.37	
		Stride count	35.97	35.57	35.48	33.33	32.97	33.66	33.87	33.00	33.20	32.58	32.24	440.78	

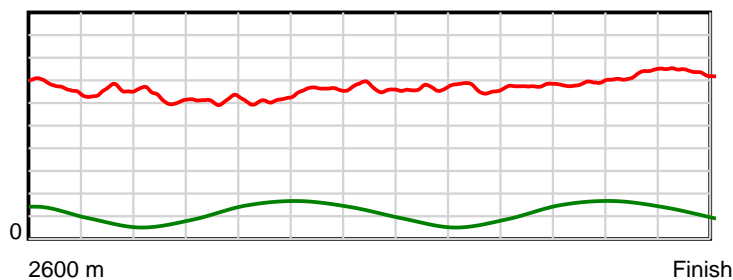
10 m Stride length



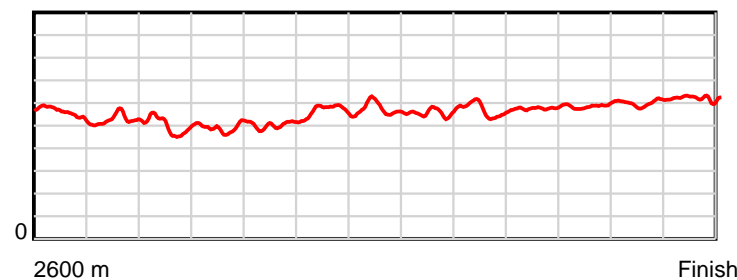
0.6 s Stride duration



20 m/sec Speed



100 % Stride efficiency



Note: Horizontal distance axis grid lines are 200m furlongs.

Disclaimer.

HRNZ and NZMTC and Thoroughbred Ratings Pty Ltd accepts no responsibility for the completeness or accuracy of any of the information contained herein, and makes no representations about its suitability for any particular purpose. Users should make their own judgements about those matters and/or seek independent advice. You assume all risks associated with use of the data provided on this page.



Race Results



July 10, 2022, Race 4, AVON CITY FORD MOBILE PACE, Distance 2600m, Addington - Survey 3200m

Result	TAB no.	Horse (Barrier)	2600 to 2400m	2400m to 2200m
2nd	3	Maximilian (3)		
		Position in running (margin)	-	1(0.0)
		Sectional time (s)	13.09	14.85
		Cumulative time (s)	197.58	184.49
		Speed (m/s)	15.28	13.47
		Stride length (m)	6.61	6.37
		Stride duration (s)	0.432	0.473
		Stride efficiency (%)	68.22	63.47
		Stride count	30.27	31.38

Disclaimer.

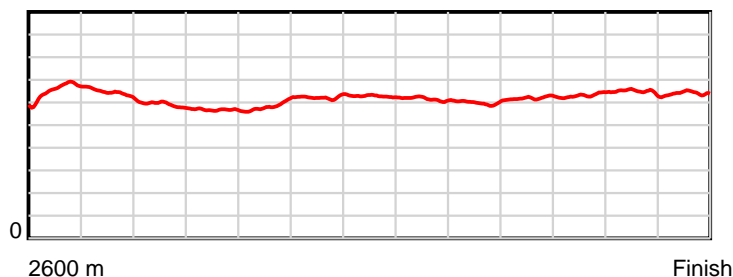
HRNZ and NZMTC and Thoroughbred Ratings Pty Ltd accepts no responsibility for the completeness or accuracy of any of the information contained herein, and makes no representations about its suitability for any particular purpose. Users should make their own judgements about those matters and/or seek independent advice. You assume all risks associated with use of the data provided on this page.

Race Results

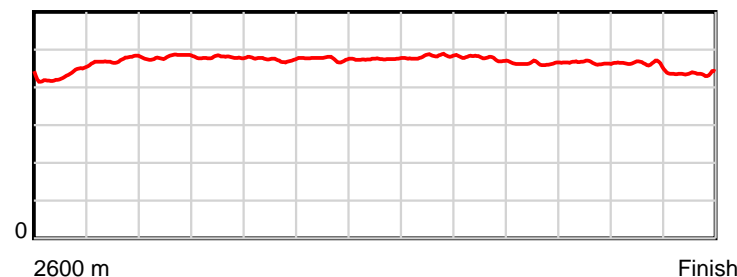
July 10, 2022, Race 4, AVON CITY FORD MOBILE PACE, Distance 2600m, Addington - Survey 3200m

Result	TAB no.	Horse (Barrier)	2200m to	2000m to	1800m to	1600m to	1400m to	1200m to	1000m to	800m to	600m to	400m to	200m to	Total or	Margin
2nd	3	Maximilian (3)	2000m	1800m	1600m	1400m	1200m	1000m	800m	600m	400m	200m	WP	Average	
		Position in running (margin)	1(0.0)	1(0.0)	1(0.0)	2(1.2)	2(2.4)	2(2.0)	2(2.2)	2(1.7)	2(1.5)	3(1.7)			0.00
		Sectional time (s)	16.34	16.85	16.31	15.41	15.18	15.64	16.04	15.02	14.85	14.28	13.72		
		Cumulative time (s)	169.64	153.30	136.45	120.14	104.73	89.55	73.91	57.87	42.85	28.00	13.72	3:17.58	
		Speed (m/s)	12.24	11.87	12.26	12.98	13.18	12.79	12.47	13.32	13.47	14.01	14.58	13.16	
		Stride length (m)	5.89	5.69	5.81	6.18	6.26	6.16	5.95	6.17	6.27	6.46	6.35	6.16	
		Stride duration (s)	0.481	0.479	0.474	0.476	0.475	0.482	0.477	0.463	0.465	0.462	0.436	0.468	
		Stride efficiency (%)	54.16	50.58	52.81	59.59	61.20	59.34	55.29	59.44	61.37	65.30	63.05	59.21	
		Stride count	33.97	35.15	34.40	32.39	31.96	32.46	33.62	32.43	31.91	30.94	31.49	422.37	

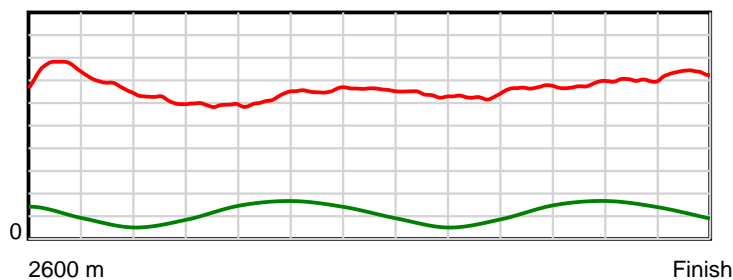
10 m Stride length



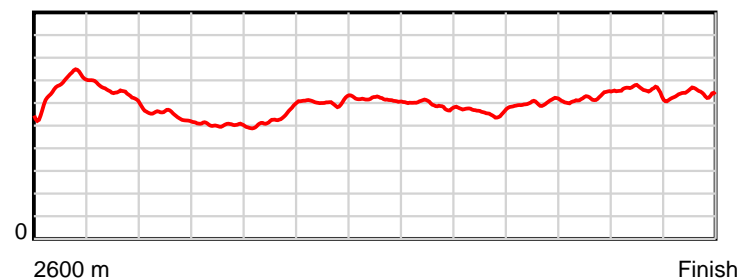
0.6 s Stride duration



20 m/sec Speed



100 % Stride efficiency



Note: Horizontal distance axis grid lines are 200m furlongs.

Disclaimer.

HRNZ and NZMTC and Thoroughbred Ratings Pty Ltd accepts no responsibility for the completeness or accuracy of any of the information contained herein, and makes no representations about its suitability for any particular purpose. Users should make their own judgements about those matters and/or seek independent advice. You assume all risks associated with use of the data provided on this page.



Race Results



July 10, 2022, Race 4, AVON CITY FORD MOBILE PACE, Distance 2600m, Addington - Survey 3200m

Result	TAB no.	Horse (Barrier)	2600 to	2400m to
3rd	5	Alexy (5)	2400m	2200m
		Position in running (margin)	-	5(6.1)
		Sectional time (s)	14.17	14.71
		Cumulative time (s)	197.94	183.77
		Speed (m/s)	14.12	13.60
		Stride length (m)	6.53	6.28
		Stride duration (s)	0.457	0.462
		Stride efficiency (%)	66.55	61.58
		Stride count	30.65	31.86

Disclaimer.

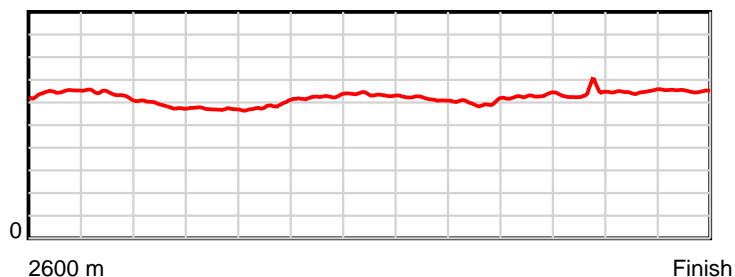
HRNZ and NZMTC and Thoroughbred Ratings Pty Ltd accepts no responsibility for the completeness or accuracy of any of the information contained herein, and makes no representations about its suitability for any particular purpose. Users should make their own judgements about those matters and/or seek independent advice. You assume all risks associated with use of the data provided on this page.

Race Results

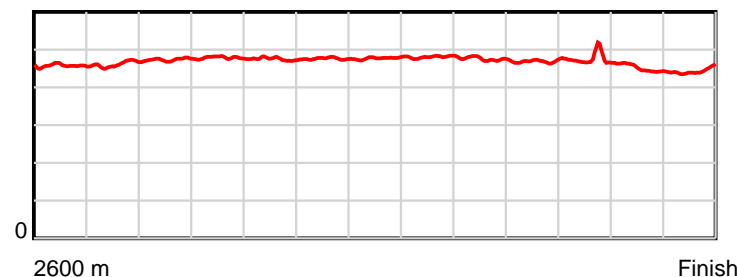
July 10, 2022, Race 4, AVON CITY FORD MOBILE PACE, Distance 2600m, Addington - Survey 3200m

Result	TAB no.	Horse (Barrier)	2200m to	2000m to	1800m to	1600m to	1400m to	1200m to	1000m to	800m to	600m to	400m to	200m to	Total or	Margin
3rd	5	Alexy (5)	2000m	1800m	1600m	1400m	1200m	1000m	800m	600m	400m	200m	WP	Average	
		Position in running (margin)	4(5.2)	3(4.8)	4(4.3)	4(6.0)	4(6.5)	4(6.0)	4(6.0)	5(6.0)	6(5.3)	6(5.7)	5(4.0)		2.10
		Sectional time (s)	16.26	16.77	16.40	15.30	15.15	15.62	16.04	14.99	14.94	13.97	13.62		
		Cumulative time (s)	169.06	152.80	136.03	119.63	104.33	89.18	73.56	57.52	42.53	27.59	13.62	3:17.94	
		Speed (m/s)	12.30	11.93	12.20	13.07	13.20	12.80	12.47	13.34	13.39	14.32	14.68	13.14	
		Stride length (m)	5.83	5.70	5.80	6.22	6.30	6.15	5.93	6.26	6.33	6.45	6.53	6.17	
		Stride duration (s)	0.474	0.478	0.475	0.476	0.478	0.481	0.475	0.469	0.473	0.450	0.445	0.469	
		Stride efficiency (%)	53.09	50.80	52.52	60.49	62.09	59.14	54.95	61.23	62.55	64.94	66.67	59.40	
		Stride count	34.31	35.08	34.50	32.15	31.73	32.51	33.73	31.95	31.61	31.02	30.62	421.72	

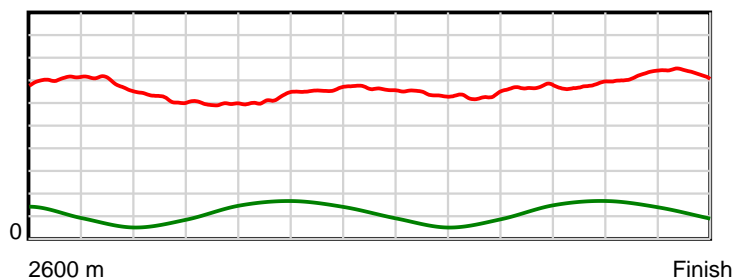
10 m Stride length



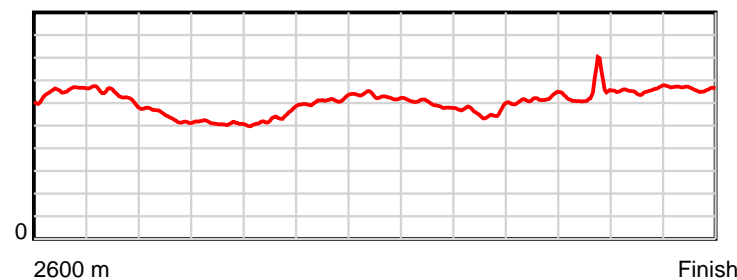
0.6 s Stride duration



20 m/sec Speed



100 % Stride efficiency



Note: Horizontal distance axis grid lines are 200m furlongs.

Disclaimer.

HRNZ and NZMTC and Thoroughbred Ratings Pty Ltd accepts no responsibility for the completeness or accuracy of any of the information contained herein, and makes no representations about its suitability for any particular purpose. Users should make their own judgements about those matters and/or seek independent advice. You assume all risks associated with use of the data provided on this page.



Race Results



July 10, 2022, Race 4, AVON CITY FORD MOBILE PACE, Distance 2600m, Addington - Survey 3200m

Result	TAB no.	Horse (Barrier)	2600 to	2400m to
4th	4	Songbird (4)	2400m	2200m
		Position in running (margin)	-	3(3.4)
		Sectional time (s)	13.63	15.39
		Cumulative time (s)	198.11	184.48
		Speed (m/s)	14.68	13.00
		Stride length (m)	6.21	5.81
		Stride duration (s)	0.422	0.447
		Stride efficiency (%)	60.25	52.80
		Stride count	32.21	34.41

Disclaimer.

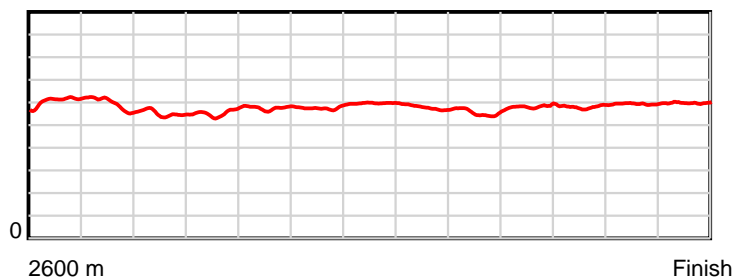
HRNZ and NZMTC and Thoroughbred Ratings Pty Ltd accepts no responsibility for the completeness or accuracy of any of the information contained herein, and makes no representations about its suitability for any particular purpose. Users should make their own judgements about those matters and/or seek independent advice. You assume all risks associated with use of the data provided on this page.

Race Results

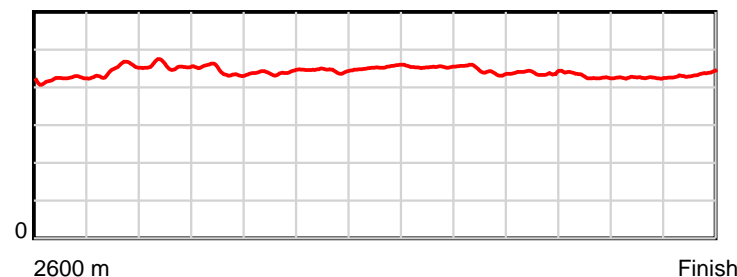
July 10, 2022, Race 4, AVON CITY FORD MOBILE PACE, Distance 2600m, Addington - Survey 3200m

Result	TAB no.	Horse (Barrier)	2200m to	2000m to	1800m to	1600m to	1400m to	1200m to	1000m to	800m to	600m to	400m to	200m to	Total or	Margin
4th	4	Songbird (4)	2000m	1800m	1600m	1400m	1200m	1000m	800m	600m	400m	200m	WP	Average	
		Position in running (margin)	5(6.7)	5(9.3)	3(4.0)	1(0.0)	1(0.0)	1(0.0)	1(0.0)	1(0.0)	1(0.0)	1(0.0)	1(0.0)		3.00
		Sectional time (s)	16.76	15.97	15.45	15.22	15.24	15.61	16.05	15.10	14.89	14.25	14.55		
		Cumulative time (s)	169.09	152.33	136.36	120.91	105.69	90.45	74.84	58.79	43.69	28.80	14.55	3:18.11	
		Speed (m/s)	11.93	12.52	12.94	13.14	13.12	12.81	12.46	13.25	13.43	14.04	13.75	13.12	
		Stride length (m)	5.45	5.56	5.69	5.84	5.95	5.81	5.54	5.79	5.77	5.97	5.98	5.79	
		Stride duration (s)	0.457	0.444	0.440	0.445	0.453	0.454	0.444	0.437	0.429	0.425	0.435	0.441	
		Stride efficiency (%)	46.46	48.23	50.65	53.39	55.34	52.81	47.93	52.36	51.97	55.75	55.79	52.41	
		Stride count	36.68	36.00	35.13	34.22	33.61	34.40	36.11	34.55	34.68	33.48	33.47	448.95	

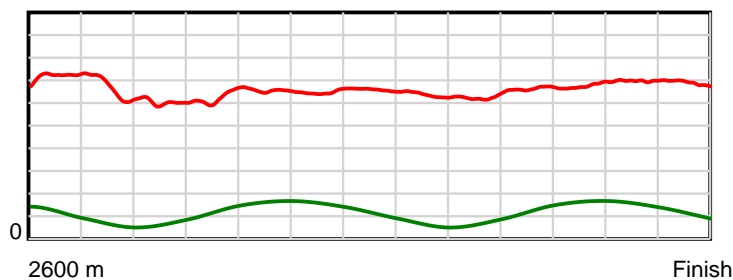
10 m Stride length



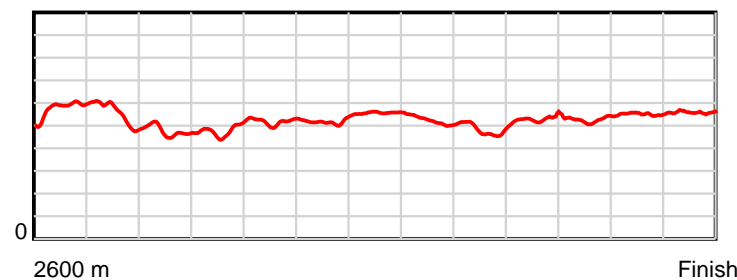
0.6 s Stride duration



20 m/sec Speed



100 % Stride efficiency



Note: Horizontal distance axis grid lines are 200m furlongs.

Disclaimer.

HRNZ and NZMTC and Thoroughbred Ratings Pty Ltd accepts no responsibility for the completeness or accuracy of any of the information contained herein, and makes no representations about its suitability for any particular purpose. Users should make their own judgements about those matters and/or seek independent advice. You assume all risks associated with use of the data provided on this page.



Race Results



July 10, 2022, Race 4, AVON CITY FORD MOBILE PACE, Distance 2600m, Addington - Survey 3200m

Result	TAB no.	Horse (Barrier)	2600 to	2400m to
5th	2	Mongolian Mach... (2)	2400m	2200m
		Position in running (margin)	-	2(1.9)
		Sectional time (s)	13.37	15.31
		Cumulative time (s)	198.35	184.98
		Speed (m/s)	14.96	13.06
		Stride length (m)	6.18	5.79
		Stride duration (s)	0.413	0.443
		Stride efficiency (%)	59.60	52.36
		Stride count	32.38	34.55

Disclaimer.

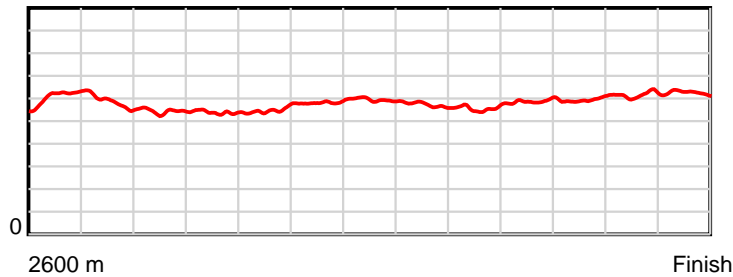
HRNZ and NZMTC and Thoroughbred Ratings Pty Ltd accepts no responsibility for the completeness or accuracy of any of the information contained herein, and makes no representations about its suitability for any particular purpose. Users should make their own judgements about those matters and/or seek independent advice. You assume all risks associated with use of the data provided on this page.

Race Results

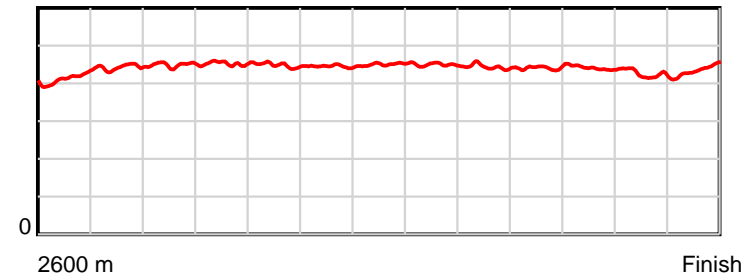
July 10, 2022, Race 4, AVON CITY FORD MOBILE PACE, Distance 2600m, Addington - Survey 3200m

Result	TAB no.	Horse (Barrier)	2200m to	2000m to	1800m to	1600m to	1400m to	1200m to	1000m to	800m to	600m to	400m to	200m to	Total or	Margin
5th	2	Mongolian Mach... (2)	2000m	1800m	1600m	1400m	1200m	1000m	800m	600m	400m	200m	WP	Average	
		Position in running (margin)	3(4.6)	4(6.8)	5(6.2)	5(7.6)	5(8.3)	5(7.9)	6(8.5)	7(7.4)	8(6.8)	8(7.1)	7(4.9)		4.30
		Sectional time (s)	16.70	16.75	16.35	15.33	15.17	15.71	15.87	15.00	14.92	13.89	13.98		
		Cumulative time (s)	169.67	152.97	136.22	119.87	104.54	89.37	73.66	57.79	42.79	27.87	13.98	3:18.35	
		Speed (m/s)	11.98	11.94	12.23	13.05	13.18	12.73	12.60	13.33	13.40	14.40	14.31	13.11	
		Stride length (m)	5.38	5.40	5.49	5.81	5.94	5.72	5.59	5.88	5.91	6.12	6.25	5.79	
		Stride duration (s)	0.449	0.452	0.448	0.445	0.450	0.450	0.444	0.441	0.441	0.425	0.437	0.442	
		Stride efficiency (%)	45.19	45.60	47.05	52.66	55.11	51.20	48.84	54.11	54.52	58.47	61.12	52.41	
		Stride count	37.19	37.02	36.45	34.45	33.68	34.94	35.77	33.99	33.86	32.70	31.98	448.96	

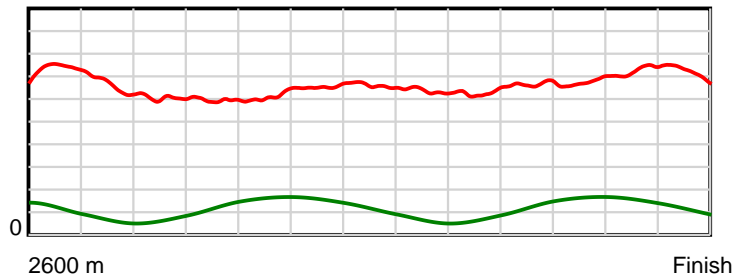
10 m Stride length



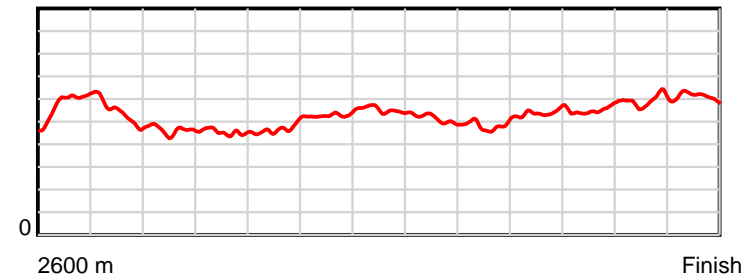
0.6 s Stride duration



20 m/sec Speed



100 % Stride efficiency



Note: Horizontal distance axis grid lines are 200m furlongs.

Disclaimer.

HRNZ and NZMTC and Thoroughbred Ratings Pty Ltd accepts no responsibility for the completeness or accuracy of any of the information contained herein, and makes no representations about its suitability for any particular purpose. Users should make their own judgements about those matters and/or seek independent advice. You assume all risks associated with use of the data provided on this page.



Race Results



July 10, 2022, Race 4, AVON CITY FORD MOBILE PACE, Distance 2600m, Addington - Survey 3200m

Result	TAB no.	Horse (Barrier)	2600 to	2400m to
6th	7	Mark Dunnett (7)	2400m	2200m
		Position in running (margin)	-	8(10.6)
		Sectional time (s)	14.78	15.51
		Cumulative time (s)	198.57	183.79
		Speed (m/s)	13.53	12.89
		Stride length (m)	6.10	5.76
		Stride duration (s)	0.450	0.447
		Stride efficiency (%)	58.15	51.91
		Stride count	32.79	34.70

Disclaimer.

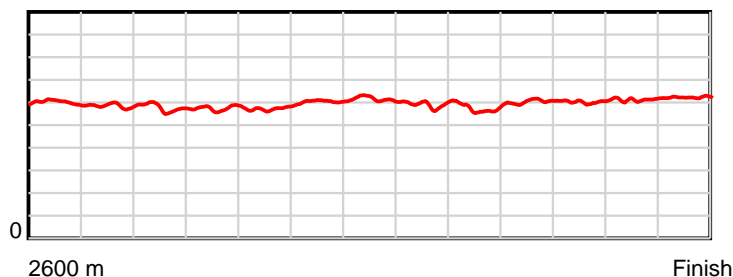
HRNZ and NZMTC and Thoroughbred Ratings Pty Ltd accepts no responsibility for the completeness or accuracy of any of the information contained herein, and makes no representations about its suitability for any particular purpose. Users should make their own judgements about those matters and/or seek independent advice. You assume all risks associated with use of the data provided on this page.

Race Results

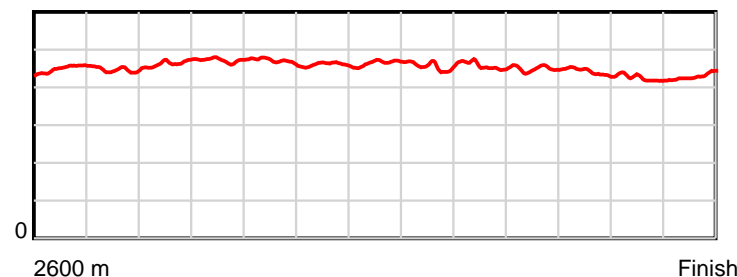
July 10, 2022, Race 4, AVON CITY FORD MOBILE PACE, Distance 2600m, Addington - Survey 3200m

Result	TAB no.	Horse (Barrier)	2200m to	2000m to	1800m to	1600m to	1400m to	1200m to	1000m to	800m to	600m to	400m to	200m to	Total or	Margin
6th	7	Mark Dunnett (7)	2000m	1800m	1600m	1400m	1200m	1000m	800m	600m	400m	200m	WP	Average	
		Position in running (margin)	7(14.6)	7(13.9)	7(11.1)	7(13.4)	7(12.4)	7(11.2)	7(10.0)	9(10.1)	9(8.2)	9(8.8)	8(6.6)		5.50
		Sectional time (s)	16.23	16.38	16.49	15.06	15.03	15.42	16.05	14.79	15.00	13.87	13.96		
		Cumulative time (s)	168.28	152.05	135.67	119.18	104.12	89.09	73.67	57.62	42.83	27.83	13.96	3:18.57	
		Speed (m/s)	12.32	12.21	12.13	13.28	13.31	12.97	12.46	13.52	13.33	14.42	14.33	13.09	
		Stride length (m)	5.72	5.76	5.70	6.12	6.19	5.92	5.69	6.07	5.87	6.12	6.17	5.93	
		Stride duration (s)	0.464	0.472	0.470	0.460	0.465	0.456	0.457	0.449	0.440	0.424	0.431	0.453	
		Stride efficiency (%)	51.11	51.81	50.82	58.45	59.86	54.72	50.59	57.67	53.89	58.51	59.55	54.99	
		Stride count	34.97	34.73	35.07	32.70	32.31	33.80	35.15	32.92	34.06	32.68	32.40	438.28	

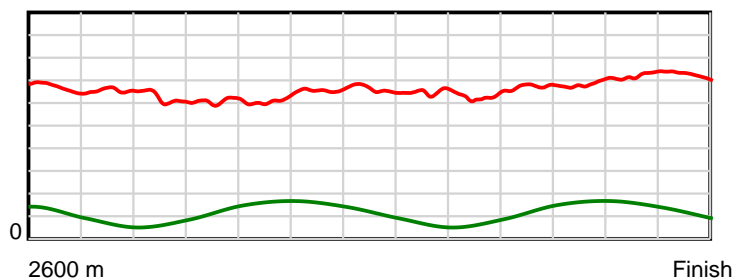
10 m Stride length



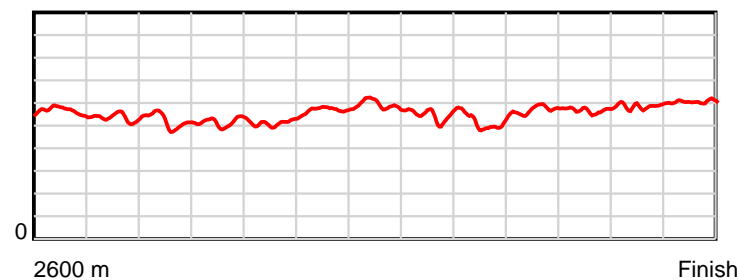
0.6 s Stride duration



20 m/sec Speed



100 % Stride efficiency



Note: Horizontal distance axis grid lines are 200m furlongs.

Disclaimer.

HRNZ and NZMTC and Thoroughbred Ratings Pty Ltd accepts no responsibility for the completeness or accuracy of any of the information contained herein, and makes no representations about its suitability for any particular purpose. Users should make their own judgements about those matters and/or seek independent advice. You assume all risks associated with use of the data provided on this page.



Race Results



July 10, 2022, Race 4, AVON CITY FORD MOBILE PACE, Distance 2600m, Addington - Survey 3200m

Result	TAB no.	Horse (Barrier)	2600 to	2400m to
7th	1	Honour Scroll (1)	2400m	2200m
		Position in running (margin)	-	4(3.5)
		Sectional time (s)	13.69	14.54
		Cumulative time (s)	198.62	184.93
		Speed (m/s)	14.61	13.76
		Stride length (m)	6.56	6.48
		Stride duration (s)	0.447	0.471
		Stride efficiency (%)	67.28	65.66
		Stride count	30.48	30.85

Disclaimer.

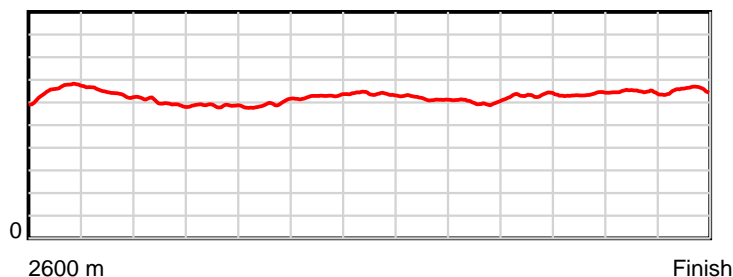
HRNZ and NZMTC and Thoroughbred Ratings Pty Ltd accepts no responsibility for the completeness or accuracy of any of the information contained herein, and makes no representations about its suitability for any particular purpose. Users should make their own judgements about those matters and/or seek independent advice. You assume all risks associated with use of the data provided on this page.

Race Results

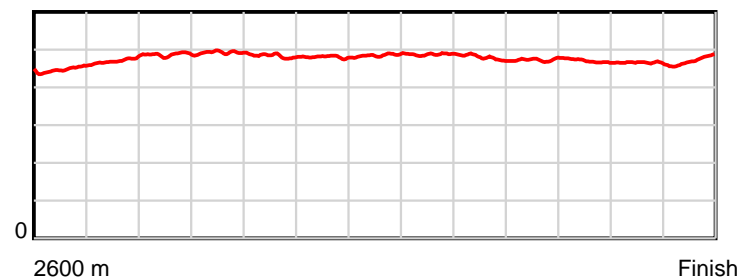
July 10, 2022, Race 4, AVON CITY FORD MOBILE PACE, Distance 2600m, Addington - Survey 3200m

Result	TAB no.	Horse (Barrier)	2200m to	2000m to	1800m to	1600m to	1400m to	1200m to	1000m to	800m to	600m to	400m to	200m to	Total or	Margin
7th	1	Honour Scroll (1)	2000m	1800m	1600m	1400m	1200m	1000m	800m	600m	400m	200m	WP	Average	
		Position in running (margin)	2(1.6)	2(2.1)	2(1.9)	3(4.3)	3(5.0)	3(4.2)	3(4.1)	3(3.7)	4(3.3)	4(3.9)	6(4.2)		5.80
		Sectional time (s)	16.41	16.82	16.51	15.33	15.12	15.59	15.99	15.02	14.99	14.30	14.31		
		Cumulative time (s)	170.39	153.98	137.16	120.65	105.32	90.20	74.61	58.62	43.60	28.61	14.31	3:18.62	
		Speed (m/s)	12.19	11.89	12.11	13.05	13.23	12.83	12.51	13.32	13.34	13.99	13.98	13.09	
		Stride length (m)	5.93	5.85	5.85	6.27	6.42	6.25	5.99	6.30	6.27	6.51	6.60	6.24	
		Stride duration (s)	0.487	0.492	0.483	0.481	0.485	0.487	0.479	0.473	0.470	0.465	0.472	0.477	
		Stride efficiency (%)	55.03	53.57	53.50	61.48	64.34	61.11	56.14	61.96	61.38	66.23	68.05	60.90	
		Stride count	33.70	34.16	34.18	31.88	31.17	31.98	33.37	31.76	31.91	30.72	30.31	416.47	

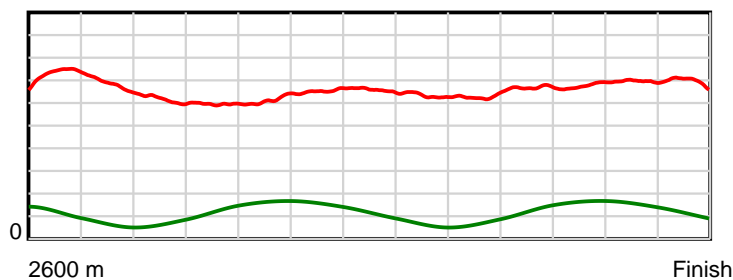
10 m Stride length



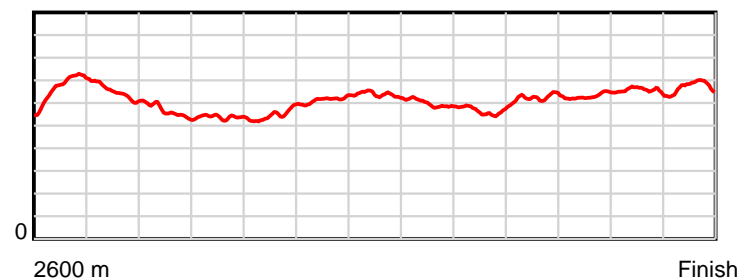
0.6 s Stride duration



20 m/sec Speed



100 % Stride efficiency



Note: Horizontal distance axis grid lines are 200m furlongs.

Disclaimer.

HRNZ and NZMTC and Thoroughbred Ratings Pty Ltd accepts no responsibility for the completeness or accuracy of any of the information contained herein, and makes no representations about its suitability for any particular purpose. Users should make their own judgements about those matters and/or seek independent advice. You assume all risks associated with use of the data provided on this page.



Race Results



July 10, 2022, Race 4, AVON CITY FORD MOBILE PACE, Distance 2600m, Addington - Survey 3200m

Result	TAB no.	Horse (Barrier)	2600 to	2400m to
8th	10	Atomic Travell... (0)	2400m	2200m
		Position in running (margin)	-	7(10.3)
		Sectional time (s)	14.87	15.62
		Cumulative time (s)	198.62	183.75
		Speed (m/s)	13.45	12.80
		Stride length (m)	6.95	6.19
		Stride duration (s)	0.490	0.484
		Stride efficiency (%)	75.59	59.89
		Stride count	28.76	32.31

Disclaimer.

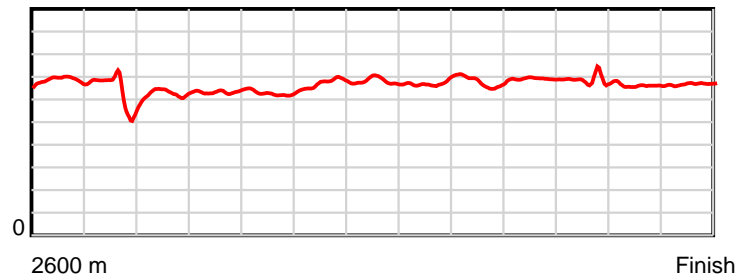
HRNZ and NZMTC and Thoroughbred Ratings Pty Ltd accepts no responsibility for the completeness or accuracy of any of the information contained herein, and makes no representations about its suitability for any particular purpose. Users should make their own judgements about those matters and/or seek independent advice. You assume all risks associated with use of the data provided on this page.

Race Results

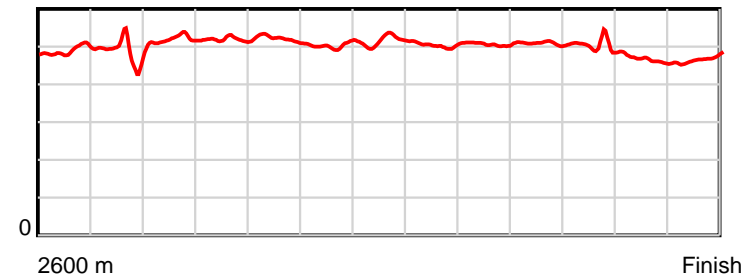
July 10, 2022, Race 4, AVON CITY FORD MOBILE PACE, Distance 2600m, Addington - Survey 3200m

Result	TAB no.	Horse (Barrier)	2200m to	2000m to	1800m to	1600m to	1400m to	1200m to	1000m to	800m to	600m to	400m to	200m to	Total or	Margin
8th	10	Atomic Travell... (0)	2000m	1800m	1600m	1400m	1200m	1000m	800m	600m	400m	200m	WP	Average	
		Position in running (margin)	8(14.9)	9(18.4)	9(15.2)	9(18.7)	9(17.1)	9(15.5)	9(11.9)	8(7.7)	7(5.9)	7(6.7)	9(6.7)		5.80
		Sectional time (s)	16.92	16.31	16.69	14.95	14.97	15.02	15.34	14.81	15.02	14.24	13.86		
		Cumulative time (s)	168.13	151.21	134.90	118.21	103.26	88.29	73.27	57.93	43.12	28.10	13.86	3:18.62	
		Speed (m/s)	11.82	12.26	11.98	13.38	13.36	13.32	13.04	13.50	13.32	14.04	14.43	13.09	
		Stride length (m)	6.14	6.36	6.25	6.72	6.89	6.70	6.60	6.86	6.66	6.52	6.77	6.57	
		Stride duration (s)	0.520	0.519	0.521	0.502	0.515	0.503	0.506	0.508	0.500	0.464	0.469	0.502	
		Stride efficiency (%)	58.94	63.25	60.97	70.56	74.13	70.21	68.09	73.60	69.24	66.33	71.53	67.54	
		Stride count	32.57	31.44	32.02	29.76	29.04	29.84	30.30	29.14	30.05	30.70	29.56	395.49	

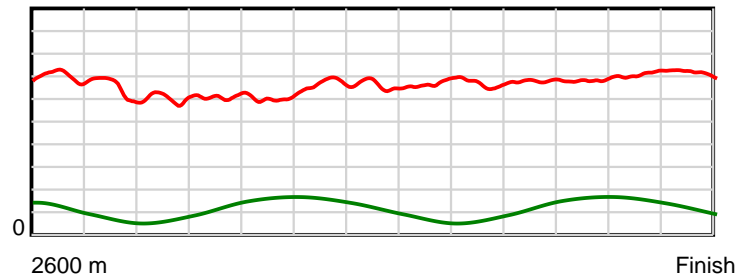
10 m Stride length



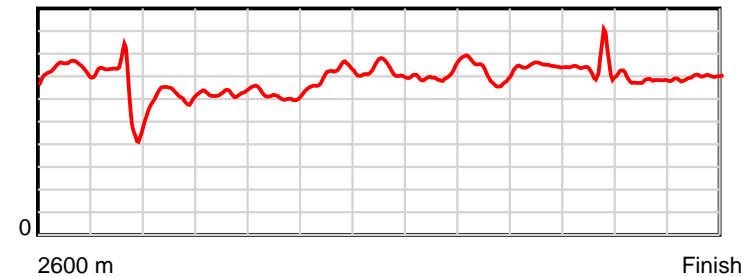
0.6 s Stride duration



20 m/sec Speed



100 % Stride efficiency



Note: Horizontal distance axis grid lines are 200m furlongs.

Disclaimer.

HRNZ and NZMTC and Thoroughbred Ratings Pty Ltd accepts no responsibility for the completeness or accuracy of any of the information contained herein, and makes no representations about its suitability for any particular purpose. Users should make their own judgements about those matters and/or seek independent advice. You assume all risks associated with use of the data provided on this page.



Race Results



July 10, 2022, Race 4, AVON CITY FORD MOBILE PACE, Distance 2600m, Addington - Survey 3200m

Result	TAB no.	Horse (Barrier)	2600 to	2400m to
9th	6	Sheeza Purla (6)	2400m	2200m
		Position in running (margin)	-	6(8.7)
		Sectional time (s)	14.41	15.02
		Cumulative time (s)	199.01	184.60
		Speed (m/s)	13.88	13.32
		Stride length (m)	6.01	5.90
		Stride duration (s)	0.433	0.443
		Stride efficiency (%)	56.53	54.45
		Stride count	33.25	33.88

Disclaimer.

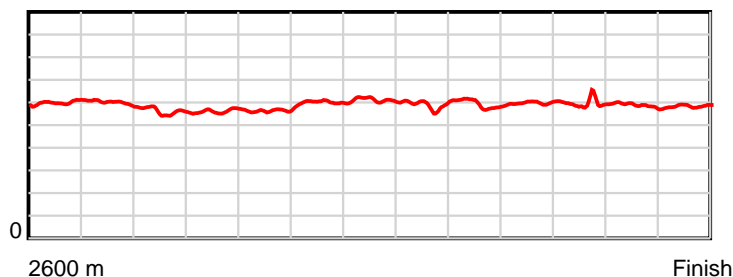
HRNZ and NZMTC and Thoroughbred Ratings Pty Ltd accepts no responsibility for the completeness or accuracy of any of the information contained herein, and makes no representations about its suitability for any particular purpose. Users should make their own judgements about those matters and/or seek independent advice. You assume all risks associated with use of the data provided on this page.

Race Results

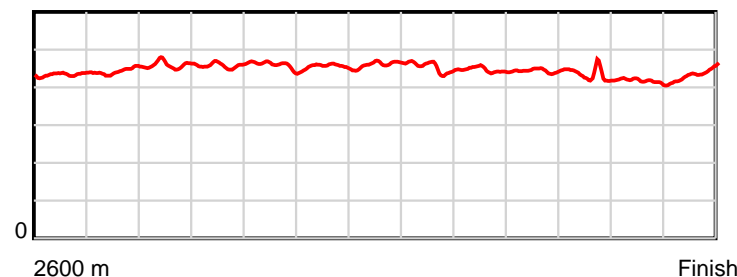
July 10, 2022, Race 4, AVON CITY FORD MOBILE PACE, Distance 2600m, Addington - Survey 3200m

Result	TAB no.	Horse (Barrier)	2200m to	2000m to	1800m to	1600m to	1400m to	1200m to	1000m to	800m to	600m to	400m to	200m to	Total or	Margin
9th	6	Sheeza Purla (6)	2000m	1800m	1600m	1400m	1200m	1000m	800m	600m	400m	200m	WP	Average	
		Position in running (margin)	6(9.6)	6(11.8)	6(8.8)	6(10.9)	6(10.4)	6(9.9)	5(8.2)	4(4.0)	3(2.7)	3(2.4)	4(2.7)		8.00
		Sectional time (s)	16.69	16.35	16.46	15.13	15.16	15.34	15.35	14.89	14.83	14.29	15.09		
		Cumulative time (s)	169.58	152.89	136.54	120.08	104.95	89.79	74.45	59.10	44.21	29.38	15.09	3:19.01	
		Speed (m/s)	11.98	12.23	12.15	13.22	13.19	13.04	13.03	13.43	13.49	14.00	13.25	13.06	
		Stride length (m)	5.51	5.59	5.58	6.02	6.08	5.91	5.81	5.97	5.81	5.83	5.81	5.83	
		Stride duration (s)	0.460	0.458	0.459	0.455	0.461	0.453	0.446	0.444	0.431	0.416	0.439	0.446	
		Stride efficiency (%)	47.41	48.92	48.60	56.64	57.81	54.58	52.68	55.63	52.72	53.12	52.81	53.08	
		Stride count	36.31	35.75	35.86	33.22	32.88	33.84	34.45	33.52	34.43	34.30	34.40	446.09	

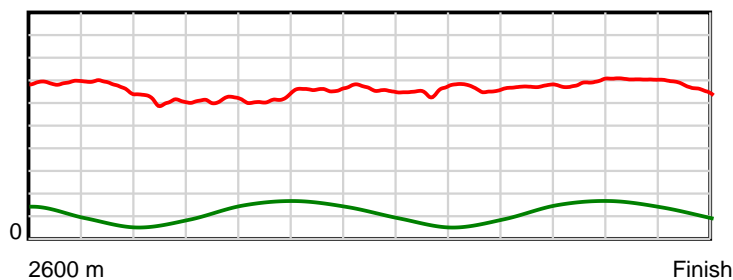
10 m Stride length



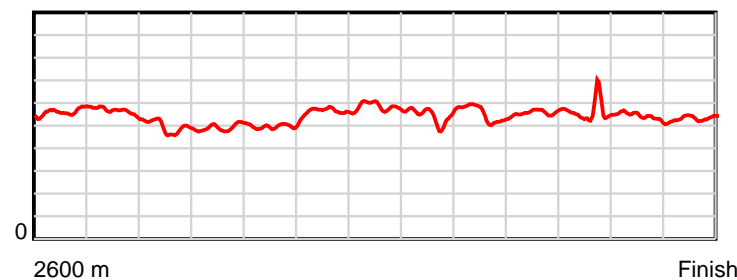
0.6 s Stride duration



20 m/sec Speed



100 % Stride efficiency



Note: Horizontal distance axis grid lines are 200m furlongs.

Disclaimer.

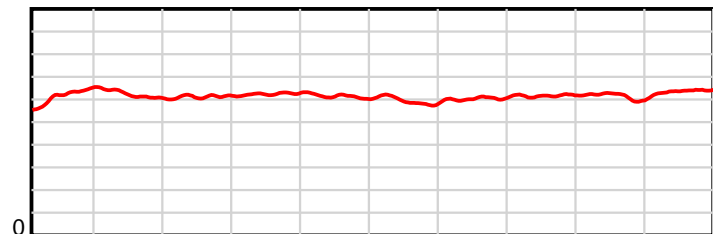
HRNZ and NZMTC and Thoroughbred Ratings Pty Ltd accepts no responsibility for the completeness or accuracy of any of the information contained herein, and makes no representations about its suitability for any particular purpose. Users should make their own judgements about those matters and/or seek independent advice. You assume all risks associated with use of the data provided on this page.

Race Results

July 10, 2022, Race 5, THANK YOU FOR YOUR SERVICE TED GORMAN MOBILE TROT, Distance 1980m, Addington - Survey 1980m

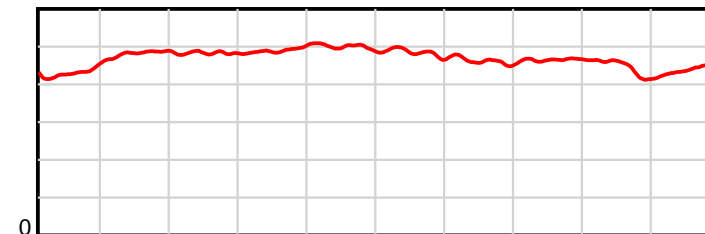
Result	TAB no.	Horse (Barrier)	1980 to	1800m to	1600m to	1400m to	1200m to	1000m to	800m to	600m to	400m to	200m to	Total or	Margin
1st	2	La Reina Del S... (2)	1800m	1600m	1400m	1200m	1000m	800m	600m	400m	200m	WP	Average	
		Position in running (margin)	-	1(0.0)	1(0.0)	1(0.0)	1(0.0)	1(0.0)	1(0.0)	1(0.0)	1(0.0)	1(0.0)		0.00
		Sectional time (s)	12.53	15.67	15.91	15.83	16.38	16.33	15.27	15.27	14.38	13.76		
		Cumulative time (s)	151.33	138.80	123.13	107.22	91.39	75.01	58.68	43.41	28.14	13.76	2:31.33	
		Speed (m/s)	14.36	12.76	12.57	12.63	12.21	12.25	13.10	13.10	13.91	14.53	13.08	
		Stride length (m)	6.20	6.16	6.07	6.20	6.09	5.93	6.05	6.09	6.16	6.46	6.14	
		Stride duration (s)	0.432	0.482	0.482	0.491	0.499	0.484	0.462	0.465	0.443	0.444	0.469	
		Stride efficiency (%)	59.98	59.24	57.49	60.12	57.98	54.94	57.19	58.03	59.27	65.15	58.86	
		Stride count	29.05	32.48	32.97	32.24	32.83	33.73	33.06	32.82	32.47	30.97	322.62	

10 m Stride length



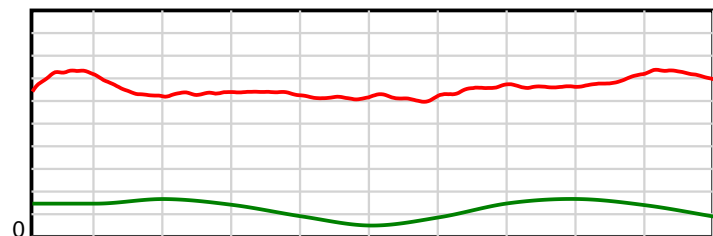
1980 m Finish

0.6 s Stride duration



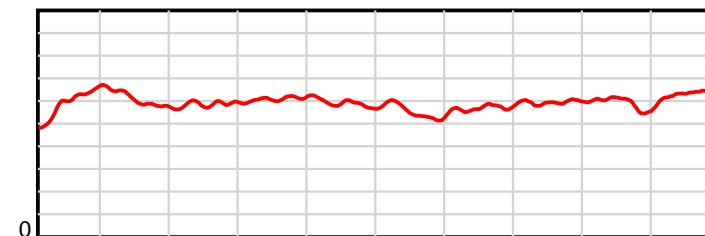
1980 m Finish

20 m/sec Speed



1980 m Finish

100 % Stride efficiency



1980 m Finish

Note: Horizontal distance axis grid lines are 200m furlongs.

Disclaimer.

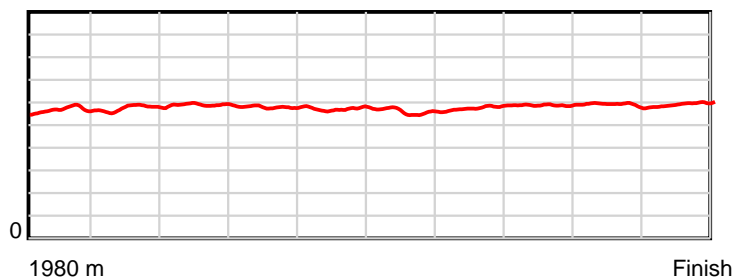
HRNZ and NZMTC and Thoroughbred Ratings Pty Ltd accepts no responsibility for the completeness or accuracy of any of the information contained herein, and makes no representations about its suitability for any particular purpose. Users should make their own judgements about those matters and/or seek independent advice. You assume all risks associated with use of the data provided on this page.

Race Results

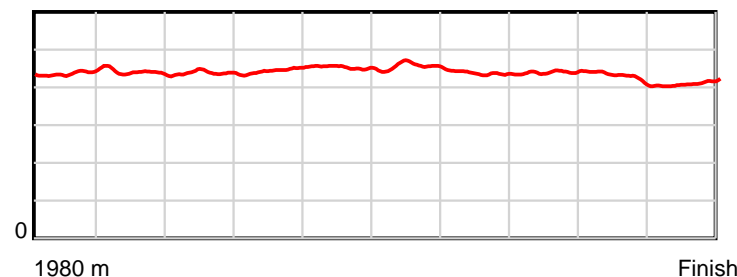
July 10, 2022, Race 5, THANK YOU FOR YOUR SERVICE TED GORMAN MOBILE TROT, Distance 1980m, Addington - Survey 1980m

Result	TAB no.	Horse (Barrier)	1980 to	1800m to	1600m to	1400m to	1200m to	1000m to	800m to	600m to	400m to	200m to	Total or	Margin
2nd	9	Murano (9)	1800m	1600m	1400m	1200m	1000m	800m	600m	400m	200m	WP	Average	
		Position in running (margin)	-	9(8.7)	7(10.2)	6(6.6)	2(4.1)	2(2.4)	2(3.0)	3(2.4)	3(1.9)	2(2.4)		2.20
		Sectional time (s)	13.84	15.92	15.31	15.41	16.10	16.44	15.16	15.19	14.48	13.88		
		Cumulative time (s)	151.73	137.89	121.97	106.66	91.25	75.15	58.71	43.55	28.36	13.88	2:31.73	
		Speed (m/s)	13.00	12.56	13.06	12.98	12.42	12.17	13.19	13.17	13.81	14.41	13.05	
		Stride length (m)	5.68	5.54	5.73	5.78	5.62	5.55	5.77	5.79	5.90	5.92	5.73	
		Stride duration (s)	0.437	0.441	0.438	0.445	0.452	0.456	0.437	0.440	0.427	0.411	0.439	
		Stride efficiency (%)	50.39	47.88	51.30	52.18	49.34	48.10	51.95	52.44	54.43	54.84	51.22	
		Stride count	31.70	36.13	34.91	34.61	35.59	36.05	34.69	34.52	33.89	33.76	345.85	

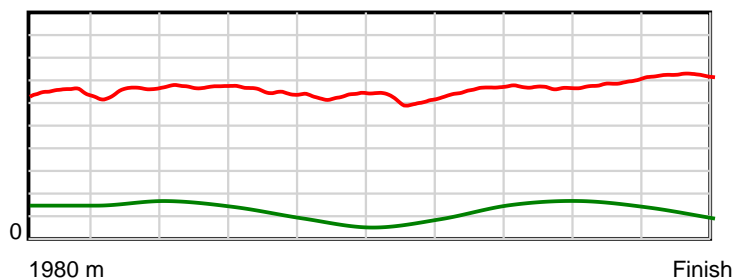
10 m Stride length



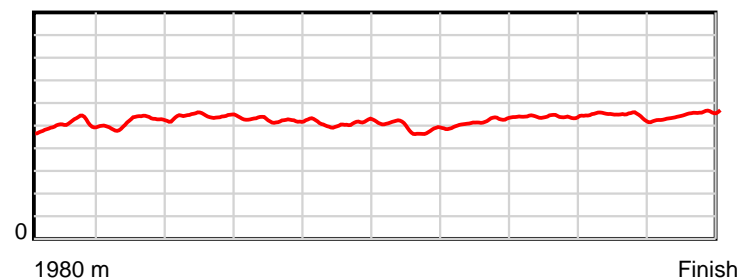
0.6 s Stride duration



20 m/sec Speed



100 % Stride efficiency



Note: Horizontal distance axis grid lines are 200m furlongs.

Disclaimer.

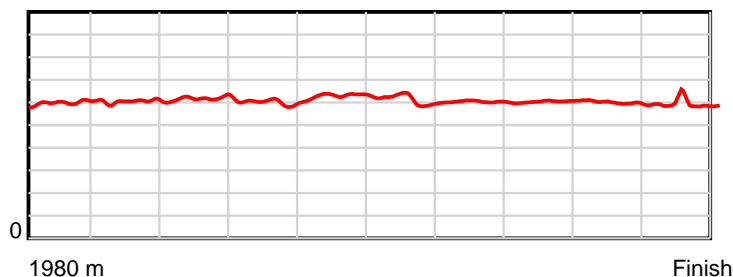
HRNZ and NZMTC and Thoroughbred Ratings Pty Ltd accepts no responsibility for the completeness or accuracy of any of the information contained herein, and makes no representations about its suitability for any particular purpose. Users should make their own judgements about those matters and/or seek independent advice. You assume all risks associated with use of the data provided on this page.

Race Results

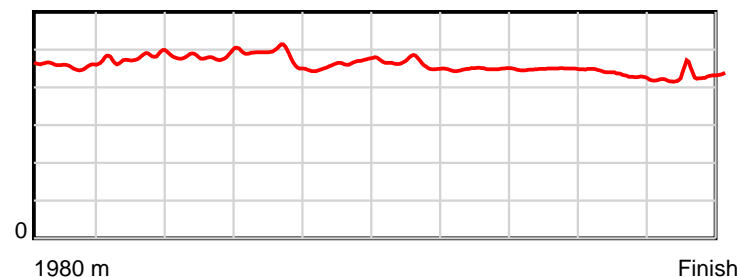
July 10, 2022, Race 5, THANK YOU FOR YOUR SERVICE TED GORMAN MOBILE TROT, Distance 1980m, Addington - Survey 1980m

Result	TAB no.	Horse (Barrier)	1980 to	1800m to	1600m to	1400m to	1200m to	1000m to	800m to	600m to	400m to	200m to	Total or	Margin
3rd	13	Nortie Nortie (13)	1800m	1600m	1400m	1200m	1000m	800m	600m	400m	200m	WP	Average	
		Position in running (margin)	-	10(9.9)	11(14.0)	12(14.3)	12(16.0)	8(8.6)	3(3.5)	2(1.5)	2(1.1)	3(3.1)		6.00
		Sectional time (s)	14.03	16.36	15.96	16.10	15.15	15.48	14.93	15.21	14.73	14.47		
		Cumulative time (s)	152.42	138.39	122.03	106.07	89.97	74.82	59.34	44.41	29.20	14.47	2:32.42	
		Speed (m/s)	12.83	12.22	12.53	12.42	13.20	12.92	13.40	13.15	13.58	13.82	12.99	
		Stride length (m)	5.99	5.87	6.06	6.00	6.12	5.95	6.01	5.90	5.86	5.94	5.97	
		Stride duration (s)	0.457	0.480	0.483	0.483	0.463	0.461	0.448	0.448	0.432	0.430	0.459	
		Stride efficiency (%)	56.07	53.88	57.30	56.24	58.50	55.41	56.37	54.36	53.73	55.09	55.66	
		Stride count	30.05	34.06	33.03	33.34	32.69	33.59	33.30	33.91	34.11	33.68	331.76	

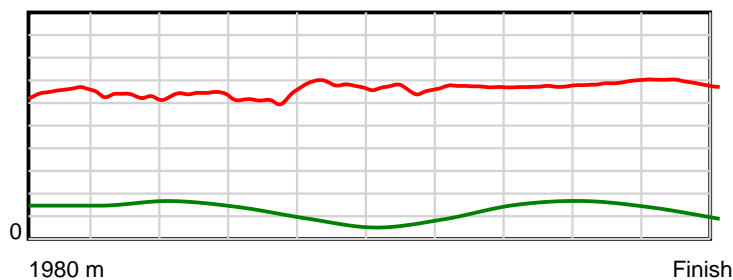
10 m Stride length



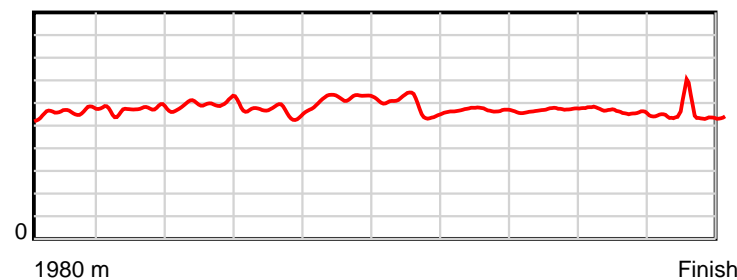
0.6 s Stride duration



20 m/sec Speed



100 % Stride efficiency



Note: Horizontal distance axis grid lines are 200m furlongs.

Disclaimer.

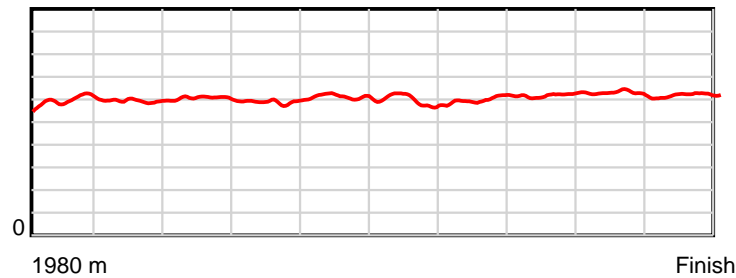
HRNZ and NZMTC and Thoroughbred Ratings Pty Ltd accepts no responsibility for the completeness or accuracy of any of the information contained herein, and makes no representations about its suitability for any particular purpose. Users should make their own judgements about those matters and/or seek independent advice. You assume all risks associated with use of the data provided on this page.

Race Results

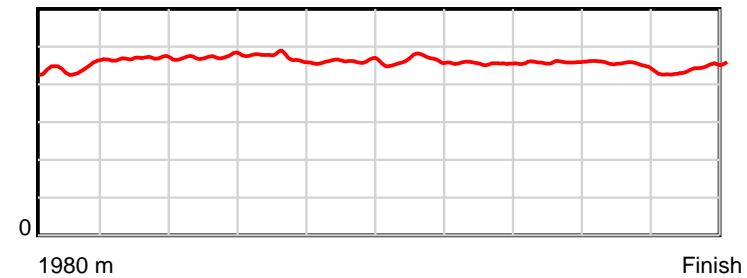
July 10, 2022, Race 5, THANK YOU FOR YOUR SERVICE TED GORMAN MOBILE TROT, Distance 1980m, Addington - Survey 1980m

Result	TAB no.	Horse (Barrier)	1980 to	1800m to	1600m to	1400m to	1200m to	1000m to	800m to	600m to	400m to	200m to	Total or	Margin
4th	11	Love Is Everyw... (11)	1800m	1600m	1400m	1200m	1000m	800m	600m	400m	200m	WP	Average	
		Position in running (margin)	-	5(6.5)	6(9.7)	9(9.9)	8(11.1)	5(6.4)	4(4.8)	5(3.8)	4(3.3)	4(4.5)		6.20
		Sectional time (s)	13.52	16.20	15.93	16.02	15.60	16.06	15.11	15.18	14.59	14.24		
		Cumulative time (s)	152.45	138.93	122.73	106.80	90.78	75.18	59.12	44.01	28.83	14.24	2:32.45	
		Speed (m/s)	13.31	12.35	12.55	12.48	12.82	12.45	13.24	13.18	13.71	14.04	12.99	
		Stride length (m)	6.01	5.78	5.94	5.90	5.91	5.77	6.03	6.05	6.16	6.22	5.97	
		Stride duration (s)	0.444	0.468	0.473	0.473	0.461	0.463	0.456	0.459	0.450	0.443	0.460	
		Stride efficiency (%)	56.48	52.24	55.14	54.36	54.58	52.04	56.83	57.22	59.34	60.54	55.77	
		Stride count	29.94	34.59	33.67	33.91	33.84	34.66	33.17	33.05	32.46	32.13	331.42	

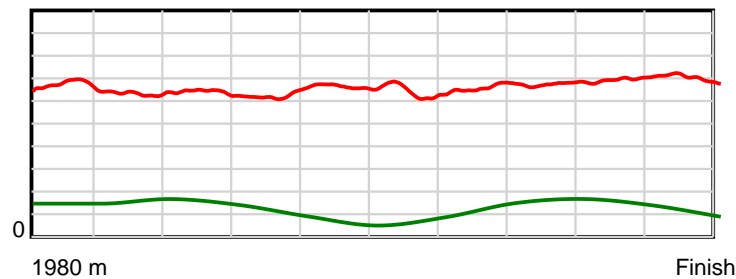
10 m Stride length



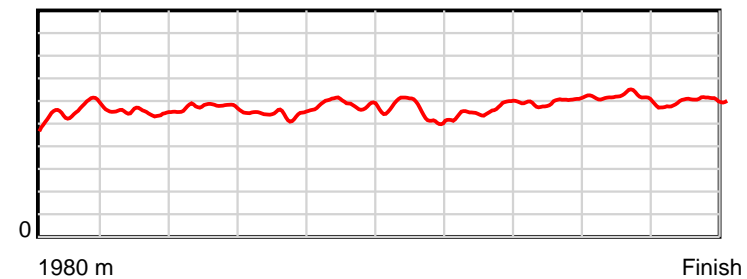
0.6 s Stride duration



20 m/sec Speed



100 % Stride efficiency



Note: Horizontal distance axis grid lines are 200m furlongs.

Disclaimer.

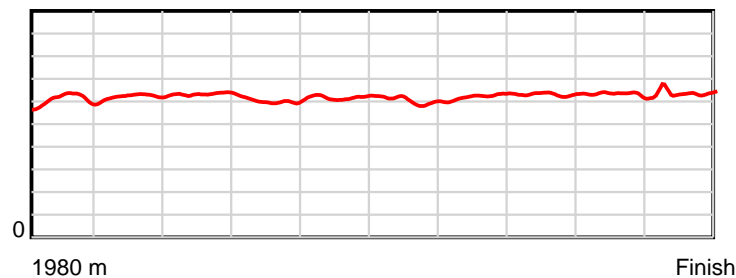
HRNZ and NZMTC and Thoroughbred Ratings Pty Ltd accepts no responsibility for the completeness or accuracy of any of the information contained herein, and makes no representations about its suitability for any particular purpose. Users should make their own judgements about those matters and/or seek independent advice. You assume all risks associated with use of the data provided on this page.

Race Results

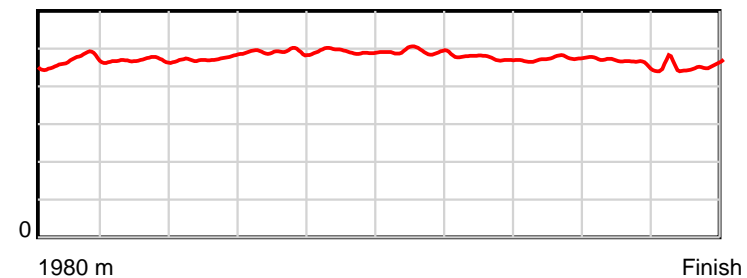
July 10, 2022, Race 5, THANK YOU FOR YOUR SERVICE TED GORMAN MOBILE TROT, Distance 1980m, Addington - Survey 1980m

Result	TAB no.	Horse (Barrier)	1980 to	1800m to	1600m to	1400m to	1200m to	1000m to	800m to	600m to	400m to	200m to	Total or	Margin
5th	7	Kahntdoitalone (7)	1800m	1600m	1400m	1200m	1000m	800m	600m	400m	200m	WP	Average	
		Position in running (margin)	-	7(7.3)	5(7.5)	3(4.2)	4(6.4)	3(4.2)	5(5.0)	6(4.4)	5(3.9)	5(5.3)		6.90
		Sectional time (s)	13.66	15.71	15.35	16.19	16.01	16.47	15.16	15.20	14.60	14.22		
		Cumulative time (s)	152.57	138.91	123.20	107.85	91.66	75.65	59.18	44.02	28.82	14.22	2:32.57	
		Speed (m/s)	13.17	12.73	13.03	12.35	12.49	12.14	13.19	13.16	13.70	14.06	12.98	
		Stride length (m)	6.16	5.97	6.18	6.07	6.15	5.98	6.27	6.24	6.33	6.41	6.17	
		Stride duration (s)	0.468	0.469	0.475	0.492	0.493	0.492	0.475	0.474	0.462	0.456	0.476	
		Stride efficiency (%)	59.22	55.64	59.76	57.59	59.17	55.80	61.34	60.79	62.53	64.18	59.52	
		Stride count	29.24	33.52	32.34	32.94	32.50	33.47	31.92	32.07	31.62	31.21	320.83	

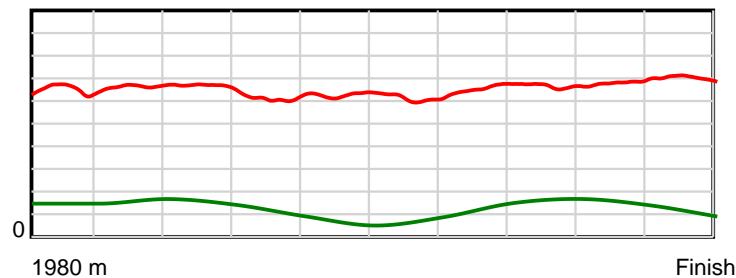
10 m Stride length



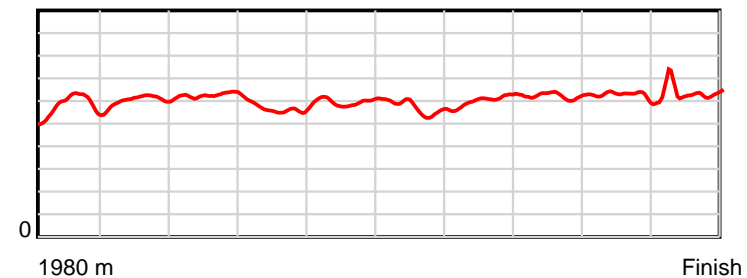
0.6 s Stride duration



20 m/sec Speed



100 % Stride efficiency



Note: Horizontal distance axis grid lines are 200m furlongs.

Disclaimer.

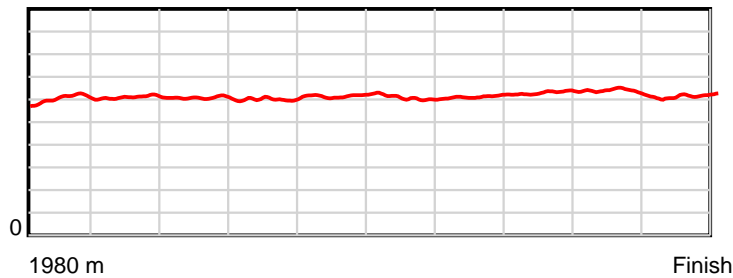
HRNZ and NZMTC and Thoroughbred Ratings Pty Ltd accepts no responsibility for the completeness or accuracy of any of the information contained herein, and makes no representations about its suitability for any particular purpose. Users should make their own judgements about those matters and/or seek independent advice. You assume all risks associated with use of the data provided on this page.

Race Results

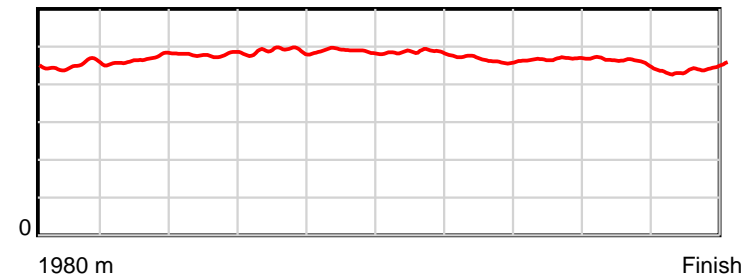
July 10, 2022, Race 5, THANK YOU FOR YOUR SERVICE TED GORMAN MOBILE TROT, Distance 1980m, Addington - Survey 1980m

Result	TAB no.	Horse (Barrier)	1980 to	1800m to	1600m to	1400m to	1200m to	1000m to	800m to	600m to	400m to	200m to	Total or	Margin
6th	4	Palisade (4)	1800m	1600m	1400m	1200m	1000m	800m	600m	400m	200m	WP	Average	
		Position in running (margin)	-	4(5.1)	3(5.9)	4(5.7)	6(8.4)	6(6.8)	6(6.6)	8(5.9)	7(5.5)	6(6.5)		9.20
		Sectional time (s)	13.18	15.81	15.89	16.27	16.12	16.30	15.14	15.21	14.55	14.52		
		Cumulative time (s)	152.99	139.81	124.00	108.11	91.84	75.72	59.42	44.28	29.07	14.52	2:32.99	
		Speed (m/s)	13.65	12.65	12.59	12.29	12.41	12.27	13.21	13.15	13.75	13.77	12.94	
		Stride length (m)	6.08	5.91	6.03	6.00	6.06	5.96	6.14	6.15	6.30	6.07	6.07	
		Stride duration (s)	0.450	0.467	0.479	0.488	0.489	0.486	0.465	0.468	0.458	0.441	0.469	
		Stride efficiency (%)	57.76	54.54	56.83	56.27	57.43	55.46	58.91	59.10	62.05	57.62	57.55	
		Stride count	29.61	33.85	33.16	33.33	32.99	33.57	32.57	32.52	31.74	32.94	326.28	

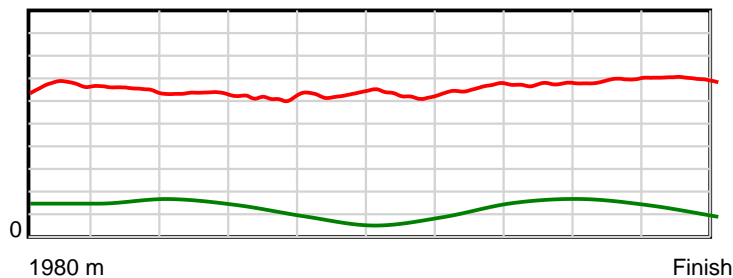
10 m Stride length



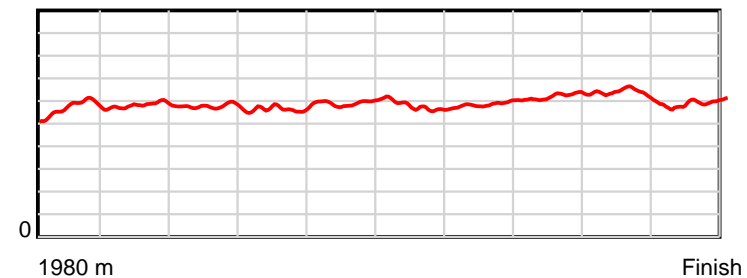
0.6 s Stride duration



20 m/sec Speed



100 % Stride efficiency



Note: Horizontal distance axis grid lines are 200m furlongs.

Disclaimer.

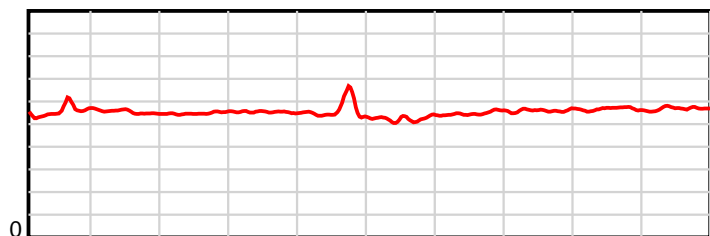
HRNZ and NZMTC and Thoroughbred Ratings Pty Ltd accepts no responsibility for the completeness or accuracy of any of the information contained herein, and makes no representations about its suitability for any particular purpose. Users should make their own judgements about those matters and/or seek independent advice. You assume all risks associated with use of the data provided on this page.

Race Results

July 10, 2022, Race 5, THANK YOU FOR YOUR SERVICE TED GORMAN MOBILE TROT, Distance 1980m, Addington - Survey 1980m

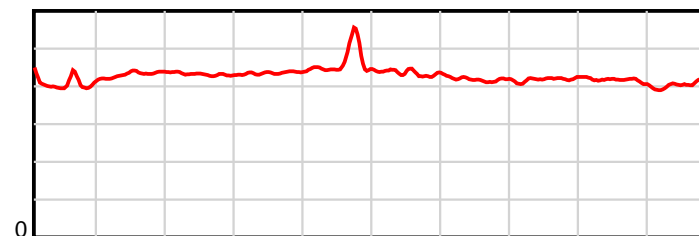
Result	TAB no.	Horse (Barrier)	1980 to	1800m to	1600m to	1400m to	1200m to	1000m to	800m to	600m to	400m to	200m to	Total or	Margin
7th	1	Show The Way (1)	1800m	1600m	1400m	1200m	1000m	800m	600m	400m	200m	WP	Average	
		Position in running (margin)	-	2(4.1)	2(5.3)	2(4.2)	3(4.7)	4(5.7)	8(7.3)	10(7.0)	8(5.6)	7(7.0)		10.00
		Sectional time (s)	13.16	15.87	15.72	15.92	16.55	16.60	15.22	15.04	14.61	14.44		
		Cumulative time (s)	153.13	139.97	124.10	108.38	92.46	75.91	59.31	44.09	29.05	14.44	2:33.13	
		Speed (m/s)	13.67	12.60	12.72	12.56	12.08	12.05	13.14	13.30	13.69	13.85	12.93	
		Stride length (m)	5.55	5.45	5.50	5.47	5.52	5.24	5.50	5.56	5.68	5.69	5.51	
		Stride duration (s)	0.405	0.433	0.432	0.436	0.457	0.435	0.418	0.418	0.415	0.411	0.426	
		Stride efficiency (%)	48.17	46.41	47.26	46.82	47.66	42.85	47.22	48.32	50.49	50.57	47.50	
		Stride count	32.42	36.70	36.37	36.54	36.21	38.19	36.38	35.97	35.19	35.16	359.13	

10 m Stride length



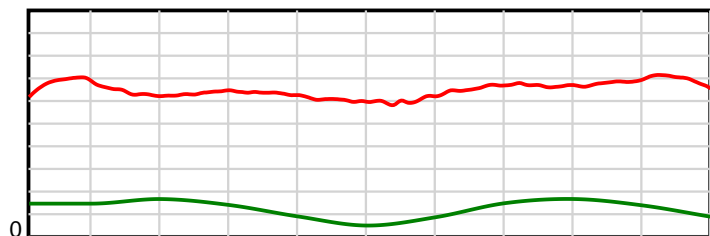
1980 m Finish

0.6 s Stride duration



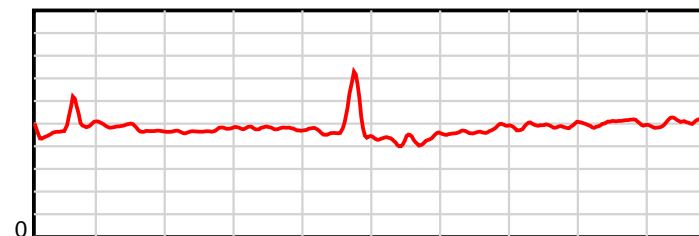
1980 m Finish

20 m/sec Speed



1980 m Finish

100 % Stride efficiency



1980 m Finish

Note: Horizontal distance axis grid lines are 200m furlongs.

Disclaimer.

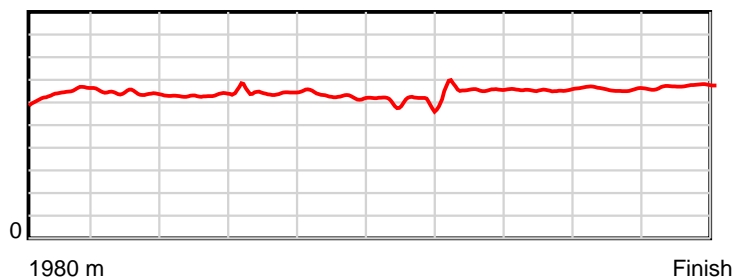
HRNZ and NZMTC and Thoroughbred Ratings Pty Ltd accepts no responsibility for the completeness or accuracy of any of the information contained herein, and makes no representations about its suitability for any particular purpose. Users should make their own judgements about those matters and/or seek independent advice. You assume all risks associated with use of the data provided on this page.

Race Results

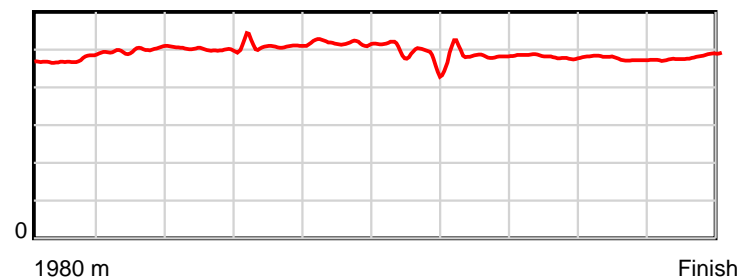
July 10, 2022, Race 5, THANK YOU FOR YOUR SERVICE TED GORMAN MOBILE TROT, Distance 1980m, Addington - Survey 1980m

Result	TAB no.	Horse (Barrier)	1980 to	1800m to	1600m to	1400m to	1200m to	1000m to	800m to	600m to	400m to	200m to	Total or	Margin
8th	10	Night Watch (10)	1800m	1600m	1400m	1200m	1000m	800m	600m	400m	200m	WP	Average	
		Position in running (margin)	-	6(7.0)	4(7.0)	5(6.5)	5(6.6)	7(7.3)	9(7.8)	7(4.7)	6(5.4)	10(9.4)		11.40
		Sectional time (s)	13.46	15.68	15.81	15.86	16.49	16.41	14.76	15.38	15.04	14.50		
		Cumulative time (s)	153.39	139.93	124.25	108.44	92.58	76.09	59.68	44.92	29.54	14.50	2:33.39	
		Speed (m/s)	13.37	12.76	12.65	12.61	12.13	12.19	13.55	13.00	13.30	13.79	12.91	
		Stride length (m)	6.45	6.37	6.33	6.42	6.29	5.95	6.57	6.26	6.33	6.65	6.35	
		Stride duration (s)	0.473	0.499	0.500	0.509	0.518	0.488	0.485	0.481	0.476	0.482	0.492	
		Stride efficiency (%)	64.92	63.38	62.61	64.44	61.75	55.27	67.49	61.18	62.55	69.13	63.10	
		Stride count	27.93	31.40	31.60	31.14	31.82	33.63	30.43	31.96	31.61	30.07	311.59	

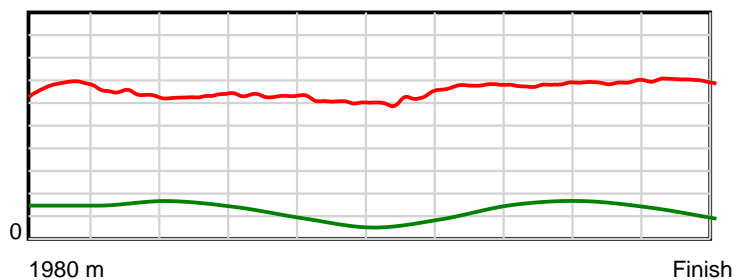
10 m Stride length



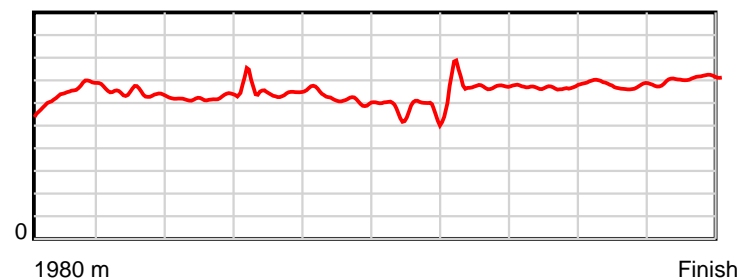
0.6 s Stride duration



20 m/sec Speed



100 % Stride efficiency



Note: Horizontal distance axis grid lines are 200m furlongs.

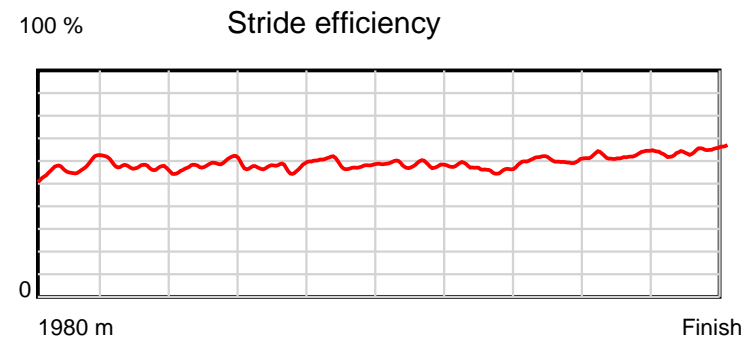
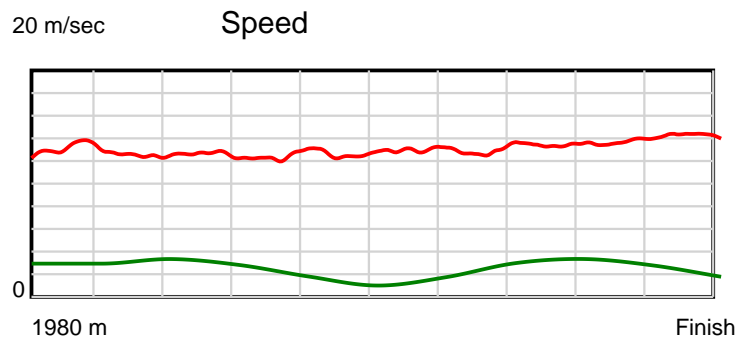
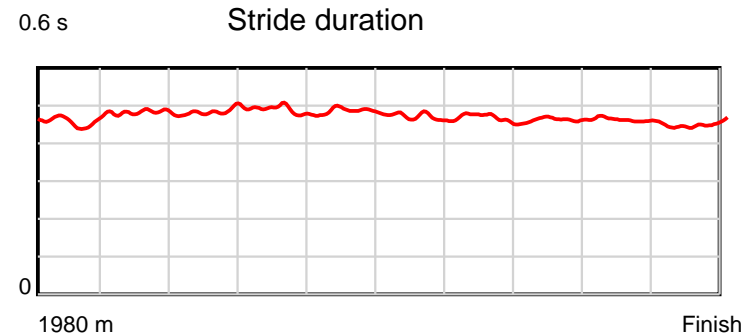
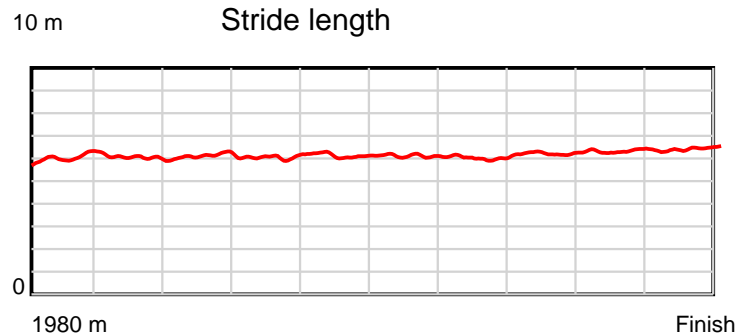
Disclaimer.

HRNZ and NZMTC and Thoroughbred Ratings Pty Ltd accepts no responsibility for the completeness or accuracy of any of the information contained herein, and makes no representations about its suitability for any particular purpose. Users should make their own judgements about those matters and/or seek independent advice. You assume all risks associated with use of the data provided on this page.

Race Results

July 10, 2022, Race 5, THANK YOU FOR YOUR SERVICE TED GORMAN MOBILE TROT, Distance 1980m, Addington - Survey 1980m

Result	TAB no.	Horse (Barrier)	1980 to	1800m to	1600m to	1400m to	1200m to	1000m to	800m to	600m to	400m to	200m to	Total or	Margin
9th	12	Aiguille (12)	1800m	1600m	1400m	1200m	1000m	800m	600m	400m	200m	WP	Average	
		Position in running (margin)	-	8(8.4)	9(12.1)	10(12.2)	11(13.7)	12(11.4)	10(8.2)	13(9.1)	13(9.3)	13(11.1)		11.50
		Sectional time (s)	13.68	16.29	15.92	16.08	16.01	15.79	15.42	15.29	14.69	14.23		
		Cumulative time (s)	153.40	139.72	123.43	107.51	91.43	75.42	59.63	44.21	28.92	14.23	2:33.40	
		Speed (m/s)	13.15	12.28	12.56	12.44	12.49	12.67	12.97	13.08	13.61	14.05	12.91	
		Stride length (m)	6.11	5.93	6.09	6.08	6.07	5.95	6.07	6.06	6.29	6.33	6.09	
		Stride duration (s)	0.458	0.483	0.484	0.489	0.486	0.470	0.468	0.463	0.462	0.450	0.472	
		Stride efficiency (%)	58.31	54.89	57.88	57.84	57.53	55.33	57.54	57.31	61.91	62.62	58.04	
		Stride count	29.47	33.75	32.86	32.87	32.96	33.61	32.96	33.03	31.78	31.59	324.88	



Note: Horizontal distance axis grid lines are 200m furlongs.

Disclaimer.

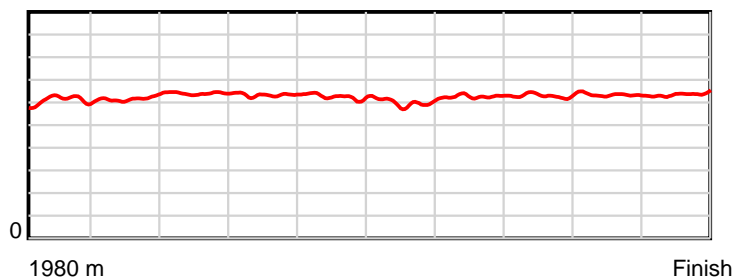
HRNZ and NZMTC and Thoroughbred Ratings Pty Ltd accepts no responsibility for the completeness or accuracy of any of the information contained herein, and makes no representations about its suitability for any particular purpose. Users should make their own judgements about those matters and/or seek independent advice. You assume all risks associated with use of the data provided on this page.

Race Results

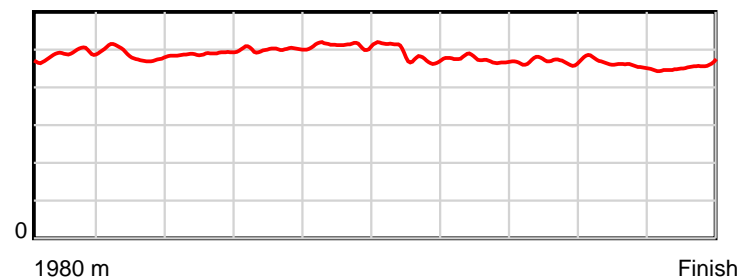
July 10, 2022, Race 5, THANK YOU FOR YOUR SERVICE TED GORMAN MOBILE TROT, Distance 1980m, Addington - Survey 1980m

Result	TAB no.	Horse (Barrier)	1980 to	1800m to	1600m to	1400m to	1200m to	1000m to	800m to	600m to	400m to	200m to	Total or	Margin
10th	6	Pat The Monkey (6)	1800m	1600m	1400m	1200m	1000m	800m	600m	400m	200m	WP	Average	
		Position in running (margin)	-	11(10.5)	10(12.7)	7(8.8)	7(9.0)	9(9.2)	11(9.3)	12(8.8)	12(7.5)	9(9.3)		11.80
		Sectional time (s)	14.10	16.03	15.26	15.85	16.42	16.36	15.18	15.06	14.68	14.52		
		Cumulative time (s)	153.46	139.36	123.33	108.07	92.22	75.80	59.44	44.26	29.20	14.52	2:33.46	
		Speed (m/s)	12.76	12.48	13.11	12.62	12.18	12.22	13.18	13.28	13.62	13.77	12.90	
		Stride length (m)	6.20	6.08	6.41	6.32	6.24	5.96	6.24	6.23	6.30	6.28	6.22	
		Stride duration (s)	0.489	0.487	0.489	0.501	0.512	0.488	0.473	0.469	0.462	0.456	0.482	
		Stride efficiency (%)	60.04	57.68	64.14	62.44	60.91	55.54	60.79	60.71	62.05	61.69	60.53	
		Stride count	29.04	32.92	31.22	31.64	32.04	33.55	32.07	32.09	31.74	31.83	318.14	

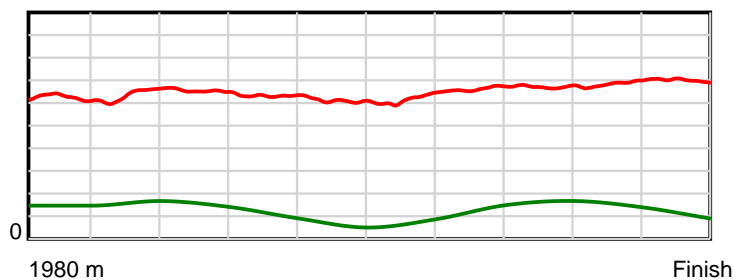
10 m Stride length



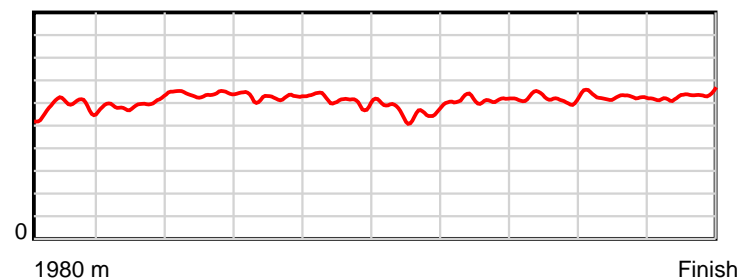
0.6 s Stride duration



20 m/sec Speed



100 % Stride efficiency



Note: Horizontal distance axis grid lines are 200m furlongs.

Disclaimer.

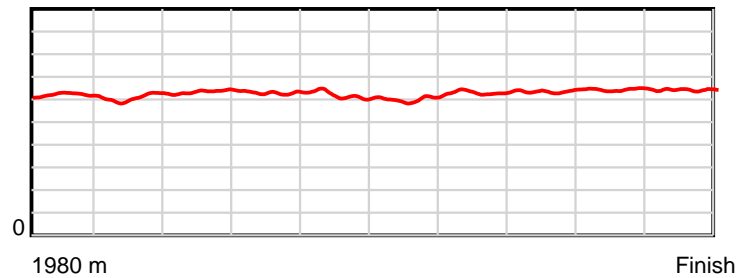
HRNZ and NZMTC and Thoroughbred Ratings Pty Ltd accepts no responsibility for the completeness or accuracy of any of the information contained herein, and makes no representations about its suitability for any particular purpose. Users should make their own judgements about those matters and/or seek independent advice. You assume all risks associated with use of the data provided on this page.

Race Results

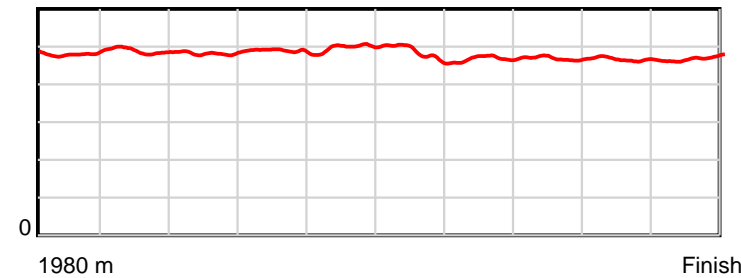
July 10, 2022, Race 5, THANK YOU FOR YOUR SERVICE TED GORMAN MOBILE TROT, Distance 1980m, Addington - Survey 1980m

Result	TAB no.	Horse (Barrier)	1980 to 1800m	1800m to 1600m	1600m to 1400m	1400m to 1200m	1200m to 1000m	1000m to 800m	800m to 600m	600m to 400m	400m to 200m	200m to WP	Total or Average	Margin
11th	14	Gotta Ticket (0)												
		Position in running (margin)	-	12(11.3)	12(17.4)	11(13.9)	10(12.6)	11(11.1)	13(10.4)	11(7.6)	10(7.1)	11(9.9)		12.70
		Sectional time (s)	14.18	16.70	15.31	15.61	16.14	16.21	14.81	15.18	14.86	14.62		
		Cumulative time (s)	153.62	139.44	122.74	107.43	91.82	75.68	59.47	44.66	29.48	14.62	2:33.62	
		Speed (m/s)	12.69	11.98	13.06	12.81	12.39	12.34	13.50	13.18	13.46	13.68	12.89	
		Stride length (m)	6.22	5.85	6.30	6.26	6.17	5.97	6.32	6.18	6.28	6.42	6.19	
		Stride duration (s)	0.479	0.489	0.482	0.489	0.498	0.484	0.468	0.469	0.467	0.469	0.481	
		Stride efficiency (%)	60.48	53.52	61.95	61.32	59.54	55.74	62.44	59.60	61.63	64.45	59.94	
		Stride count	28.93	34.17	31.76	31.93	32.40	33.49	31.64	32.38	31.85	31.14	319.69	

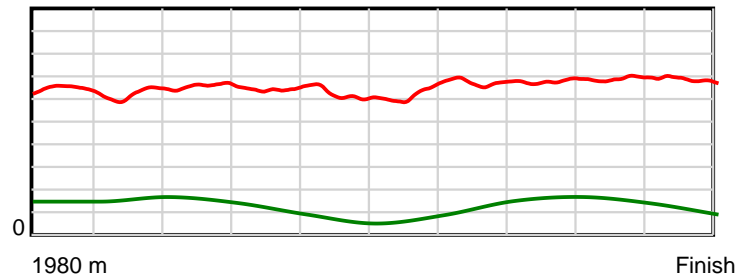
10 m Stride length



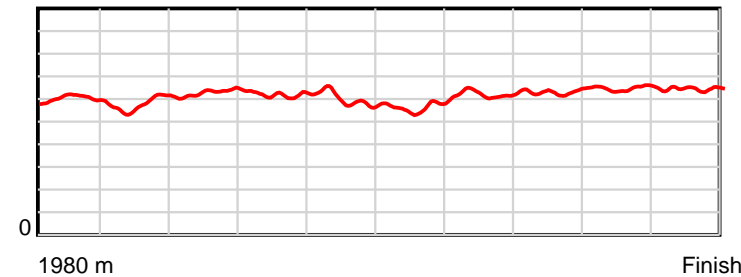
0.6 s Stride duration



20 m/sec Speed



100 % Stride efficiency



Note: Horizontal distance axis grid lines are 200m furlongs.

Disclaimer.

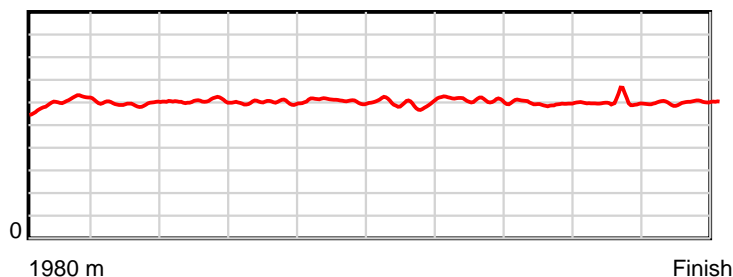
HRNZ and NZMTC and Thoroughbred Ratings Pty Ltd accepts no responsibility for the completeness or accuracy of any of the information contained herein, and makes no representations about its suitability for any particular purpose. Users should make their own judgements about those matters and/or seek independent advice. You assume all risks associated with use of the data provided on this page.

Race Results

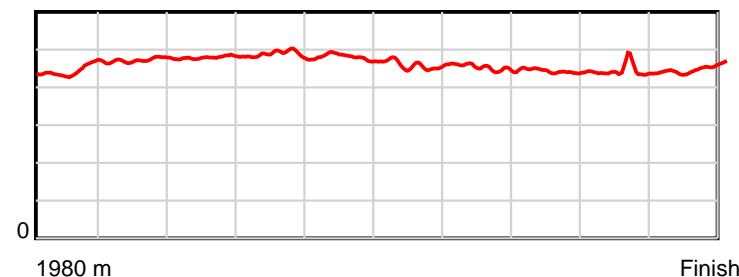
July 10, 2022, Race 5, THANK YOU FOR YOUR SERVICE TED GORMAN MOBILE TROT, Distance 1980m, Addington - Survey 1980m

Result	TAB no.	Horse (Barrier)	1980 to	1800m to	1600m to	1400m to	1200m to	1000m to	800m to	600m to	400m to	200m to	Total or	Margin
12th	3	Gaytana (3)	1800m	1600m	1400m	1200m	1000m	800m	600m	400m	200m	WP	Average	
		Position in running (margin)	-	3(5.0)	8(10.2)	8(9.3)	9(11.8)	10(9.8)	7(6.8)	4(3.8)	9(6.4)	8(8.9)		13.80
		Sectional time (s)	13.17	16.54	15.75	16.25	16.04	15.84	14.76	15.71	14.79	14.97		
		Cumulative time (s)	153.82	140.65	124.11	108.36	92.11	76.07	60.23	45.47	29.76	14.97	2:33.82	
		Speed (m/s)	13.66	12.09	12.70	12.31	12.47	12.63	13.55	12.73	13.52	13.36	12.87	
		Stride length (m)	6.06	5.70	6.09	6.00	5.98	5.79	6.11	5.63	5.95	6.03	5.93	
		Stride duration (s)	0.446	0.472	0.480	0.487	0.480	0.458	0.451	0.442	0.440	0.451	0.461	
		Stride efficiency (%)	57.44	50.86	57.94	56.16	55.90	52.35	58.40	49.48	55.33	56.79	54.92	
		Stride count	29.69	35.06	32.85	33.36	33.44	34.55	32.72	35.54	33.61	33.18	334.00	

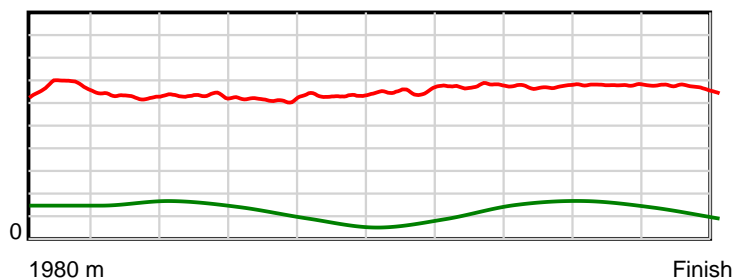
10 m Stride length



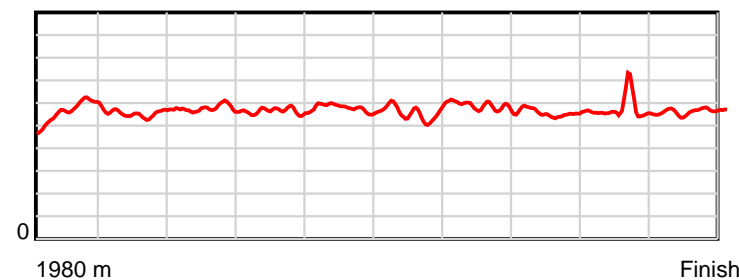
0.6 s Stride duration



20 m/sec Speed



100 % Stride efficiency



Note: Horizontal distance axis grid lines are 200m furlongs.

Disclaimer.

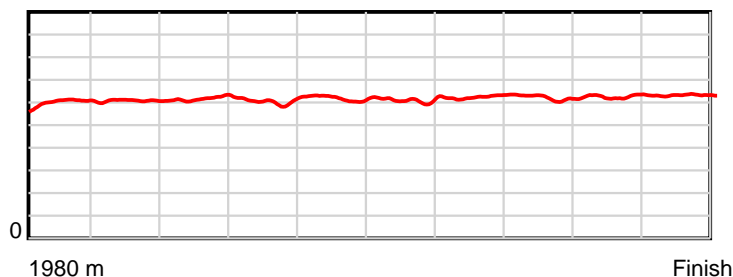
HRNZ and NZMTC and Thoroughbred Ratings Pty Ltd accepts no responsibility for the completeness or accuracy of any of the information contained herein, and makes no representations about its suitability for any particular purpose. Users should make their own judgements about those matters and/or seek independent advice. You assume all risks associated with use of the data provided on this page.

Race Results

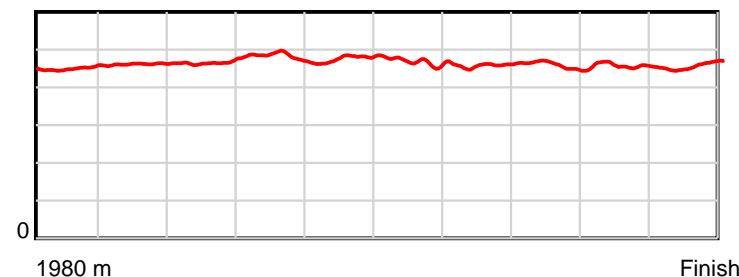
July 10, 2022, Race 5, THANK YOU FOR YOUR SERVICE TED GORMAN MOBILE TROT, Distance 1980m, Addington - Survey 1980m

Result	TAB no.	Horse (Barrier)	1980 to	1800m to	1600m to	1400m to	1200m to	1000m to	800m to	600m to	400m to	200m to	Total or	Margin
13th	5	Miss Yo (5)	1800m	1600m	1400m	1200m	1000m	800m	600m	400m	200m	WP	Average	
		Position in running (margin)	-	13(23.9)	13(22.2)	13(17.1)	13(18.1)	13(13.7)	12(10.3)	9(7.0)	11(7.2)	12(11.0)		14.50
		Sectional time (s)	16.50	15.40	15.05	16.00	15.64	15.77	14.72	15.31	15.01	14.54		
		Cumulative time (s)	153.94	137.44	122.04	106.99	90.99	75.35	59.58	44.86	29.55	14.54	2:33.94	
		Speed (m/s)	10.91	12.99	13.29	12.50	12.79	12.68	13.59	13.06	13.32	13.76	12.86	
		Stride length (m)	6.08	5.99	6.18	6.05	6.08	5.94	6.22	5.98	6.10	6.30	6.09	
		Stride duration (s)	0.450	0.461	0.465	0.484	0.476	0.469	0.458	0.458	0.458	0.458	0.474	
		Stride efficiency (%)	57.76	56.02	59.68	57.16	57.82	55.22	60.46	55.92	58.13	62.03	57.97	
		Stride count	29.61	33.40	32.36	33.07	32.88	33.64	32.15	33.43	32.79	31.74	325.07	

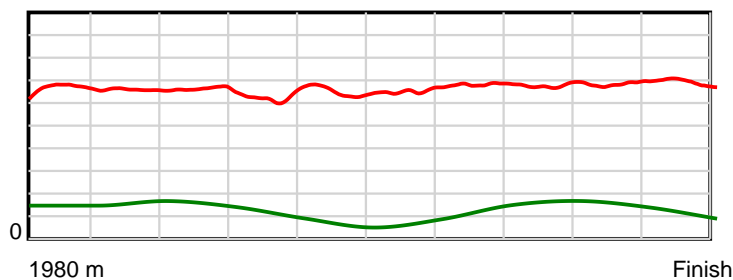
10 m Stride length



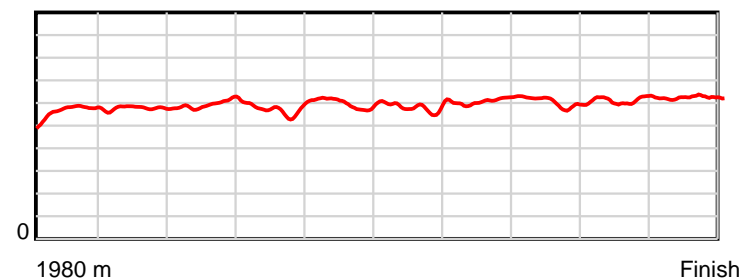
0.6 s Stride duration



20 m/sec Speed



100 % Stride efficiency



Note: Horizontal distance axis grid lines are 200m furlongs.

Disclaimer.

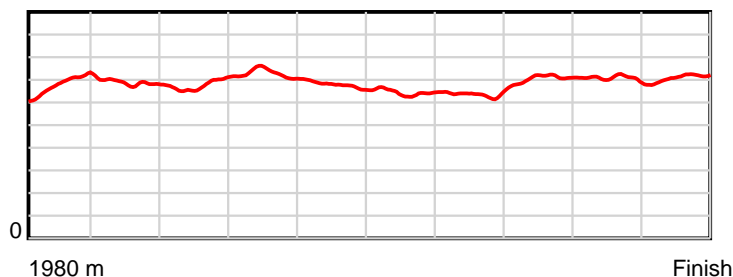
HRNZ and NZMTC and Thoroughbred Ratings Pty Ltd accepts no responsibility for the completeness or accuracy of any of the information contained herein, and makes no representations about its suitability for any particular purpose. Users should make their own judgements about those matters and/or seek independent advice. You assume all risks associated with use of the data provided on this page.

Race Results

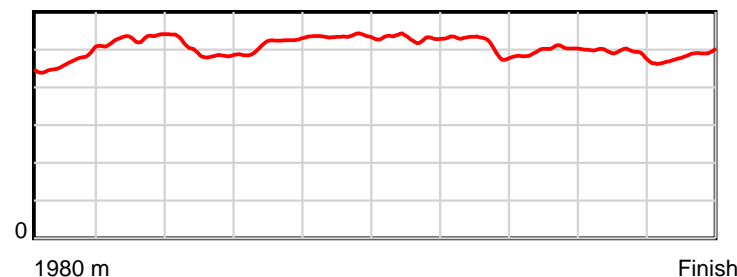
July 10, 2022, Race 6, SPECTATORS BAR (JUNIOR DRIVERS) MOBILE PACE, Distance 1980m, Addington - Survey 1980m

Result	TAB no.	Horse (Barrier)	1980 to	1800m to	1600m to	1400m to	1200m to	1000m to	800m to	600m to	400m to	200m to	Total or	Margin
1st	2	King Arthur (2)	1800m	1600m	1400m	1200m	1000m	800m	600m	400m	200m	WP	Average	
		Position in running (margin)	-	2(0.6)	3(2.2)	3(3.2)	3(1.7)	3(2.0)	3(2.1)	6(3.3)	3(2.7)	3(1.5)		0.00
		Sectional time (s)	12.40	15.69	14.58	14.29	15.89	16.67	16.15	14.20	13.92	13.80		
		Cumulative time (s)	147.59	135.19	119.50	104.92	90.63	74.74	58.07	41.92	27.72	13.80	2:27.59	
		Speed (m/s)	14.51	12.75	13.72	14.00	12.59	12.00	12.38	14.08	14.37	14.49	13.42	
		Stride length (m)	6.87	6.74	6.82	7.21	6.73	6.36	6.37	7.01	7.08	7.01	6.81	
		Stride duration (s)	0.470	0.529	0.497	0.515	0.535	0.530	0.514	0.498	0.493	0.483	0.507	
		Stride efficiency (%)	73.66	71.06	72.58	81.22	70.84	63.22	63.32	76.83	78.29	76.73	72.42	
		Stride count	26.22	29.66	29.35	27.74	29.70	31.44	31.42	28.52	28.26	28.54	290.85	

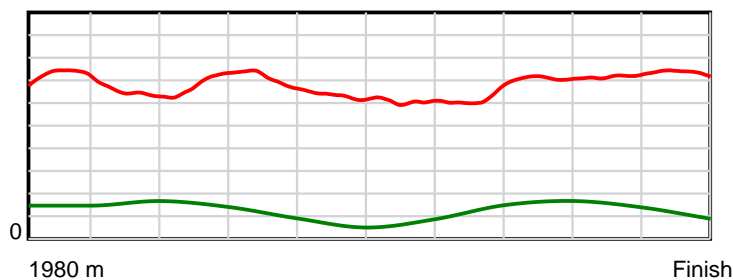
10 m Stride length



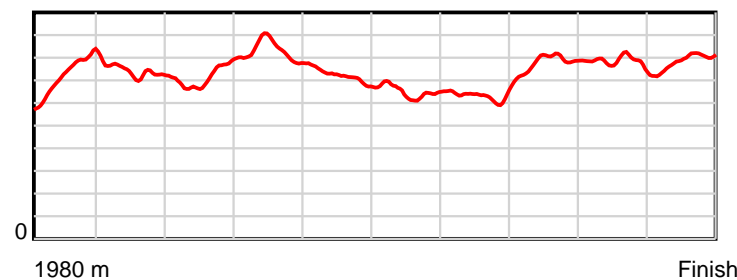
0.6 s Stride duration



20 m/sec Speed



100 % Stride efficiency



Note: Horizontal distance axis grid lines are 200m furlongs.

Disclaimer.

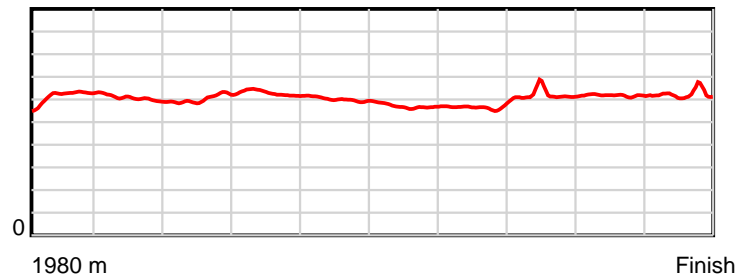
HRNZ and NZMTC and Thoroughbred Ratings Pty Ltd accepts no responsibility for the completeness or accuracy of any of the information contained herein, and makes no representations about its suitability for any particular purpose. Users should make their own judgements about those matters and/or seek independent advice. You assume all risks associated with use of the data provided on this page.

Race Results

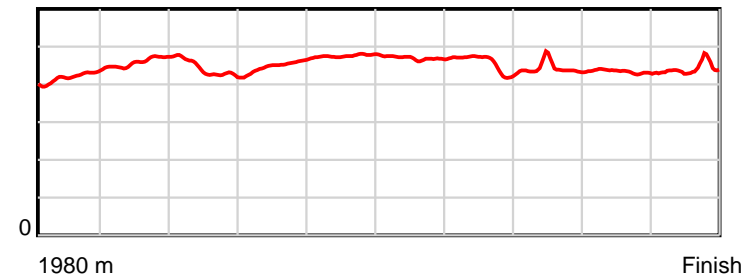
July 10, 2022, Race 6, SPECTATORS BAR (JUNIOR DRIVERS) MOBILE PACE, Distance 1980m, Addington - Survey 1980m

Result	TAB no.	Horse (Barrier)	1980 to	1800m to	1600m to	1400m to	1200m to	1000m to	800m to	600m to	400m to	200m to	Total or	Margin
2nd	3	Sargent Best (3)	1800m	1600m	1400m	1200m	1000m	800m	600m	400m	200m	WP	Average	
		Position in running (margin)	-	1(0.0)	1(0.0)	2(0.7)	2(0.1)	1(0.0)	1(0.0)	2(0.9)	2(0.9)	1(0.0)		1.10
		Sectional time (s)	12.40	15.42	14.53	14.43	15.83	16.65	16.10	14.30	13.97	14.16		
		Cumulative time (s)	147.79	135.39	119.97	105.44	91.01	75.18	58.53	42.43	28.13	14.16	2:27.79	
		Speed (m/s)	14.51	12.97	13.76	13.86	12.63	12.01	12.42	13.99	14.32	14.12	13.40	
		Stride length (m)	6.17	5.96	6.06	6.23	6.01	5.64	5.66	6.16	6.21	6.18	6.02	
		Stride duration (s)	0.421	0.460	0.441	0.450	0.476	0.469	0.456	0.440	0.434	0.438	0.449	
		Stride efficiency (%)	59.39	55.59	57.47	60.70	56.48	49.65	50.06	59.23	60.25	59.76	56.62	
		Stride count	29.20	33.53	32.98	32.09	33.27	35.48	35.34	32.49	32.21	32.34	328.93	

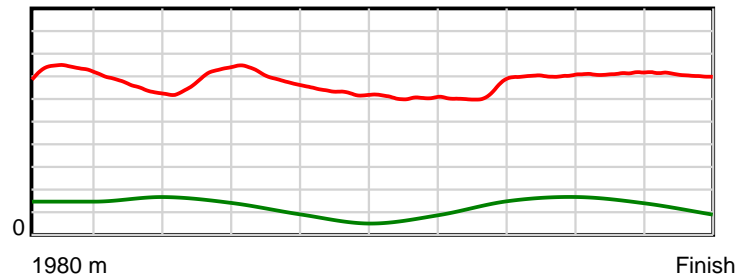
10 m Stride length



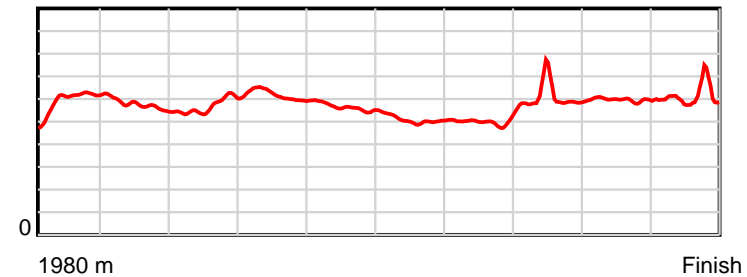
0.6 s Stride duration



20 m/sec Speed



100 % Stride efficiency



Note: Horizontal distance axis grid lines are 200m furlongs.

Disclaimer.

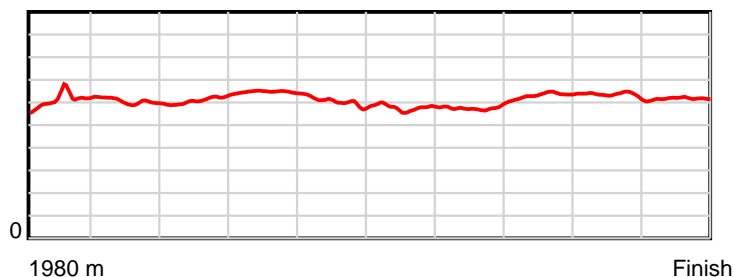
HRNZ and NZMTC and Thoroughbred Ratings Pty Ltd accepts no responsibility for the completeness or accuracy of any of the information contained herein, and makes no representations about its suitability for any particular purpose. Users should make their own judgements about those matters and/or seek independent advice. You assume all risks associated with use of the data provided on this page.

Race Results

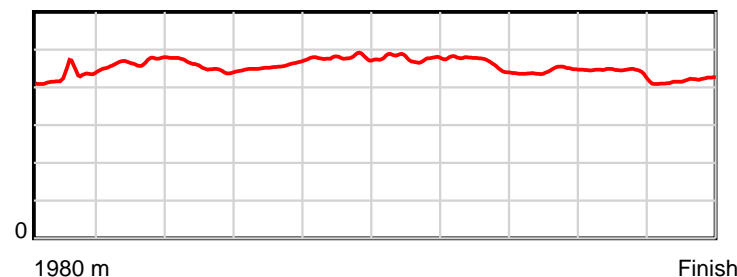
July 10, 2022, Race 6, SPECTATORS BAR (JUNIOR DRIVERS) MOBILE PACE, Distance 1980m, Addington - Survey 1980m

Result	TAB no.	Horse (Barrier)	1980 to	1800m to	1600m to	1400m to	1200m to	1000m to	800m to	600m to	400m to	200m to	Total or	Margin
3rd	1	Tane J J (1)	1800m	1600m	1400m	1200m	1000m	800m	600m	400m	200m	WP	Average	
		Position in running (margin)	-	5(2.8)	5(4.1)	5(6.7)	4(4.3)	5(4.2)	6(3.8)	8(5.1)	7(4.6)	5(3.6)		1.50
		Sectional time (s)	12.85	15.63	14.85	14.14	15.82	16.58	16.18	14.21	13.95	13.64		
		Cumulative time (s)	147.85	135.00	119.37	104.52	90.38	74.56	57.98	41.80	27.59	13.64	2:27.85	
		Speed (m/s)	14.00	12.80	13.47	14.14	12.64	12.06	12.36	14.07	14.34	14.66	13.39	
		Stride length (m)	6.12	5.98	6.13	6.46	6.05	5.76	5.77	6.25	6.33	6.14	6.09	
		Stride duration (s)	0.429	0.467	0.455	0.456	0.479	0.477	0.467	0.444	0.441	0.419	0.455	
		Stride efficiency (%)	58.45	55.79	58.69	65.15	57.27	51.78	51.98	61.00	62.60	58.97	57.95	
		Stride count	29.43	33.47	32.63	30.97	33.04	34.74	34.68	32.01	31.60	32.56	325.13	

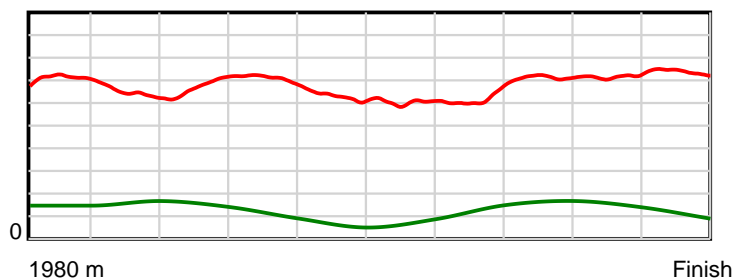
10 m Stride length



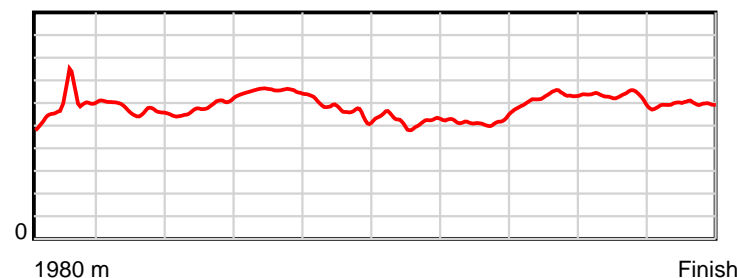
0.6 s Stride duration



20 m/sec Speed



100 % Stride efficiency



Note: Horizontal distance axis grid lines are 200m furlongs.

Disclaimer.

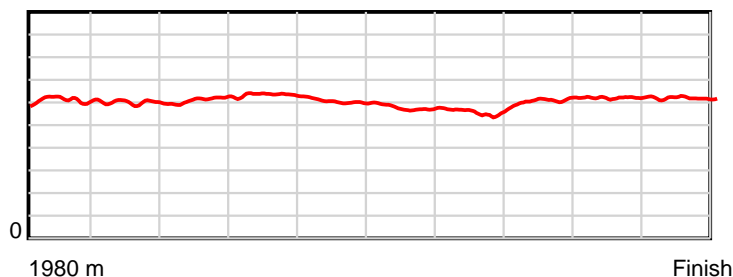
HRNZ and NZMTC and Thoroughbred Ratings Pty Ltd accepts no responsibility for the completeness or accuracy of any of the information contained herein, and makes no representations about its suitability for any particular purpose. Users should make their own judgements about those matters and/or seek independent advice. You assume all risks associated with use of the data provided on this page.

Race Results

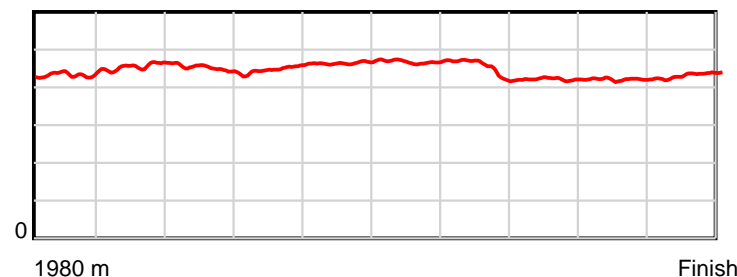
July 10, 2022, Race 6, SPECTATORS BAR (JUNIOR DRIVERS) MOBILE PACE, Distance 1980m, Addington - Survey 1980m

Result	TAB no.	Horse (Barrier)	1980 to	1800m to	1600m to	1400m to	1200m to	1000m to	800m to	600m to	400m to	200m to	Total or	Margin
4th	5	Seapris (5)	1800m	1600m	1400m	1200m	1000m	800m	600m	400m	200m	WP	Average	
		Position in running (margin)	-	6(3.3)	4(4.1)	4(6.6)	5(4.8)	4(2.9)	4(2.2)	5(3.2)	4(2.7)	4(2.1)		2.10
		Sectional time (s)	12.92	15.54	14.84	14.23	15.53	16.53	16.12	14.22	14.01	14.02		
		Cumulative time (s)	147.96	135.04	119.50	104.66	90.43	74.90	58.37	42.25	28.03	14.02	2:27.96	
		Speed (m/s)	13.93	12.87	13.48	14.05	12.88	12.10	12.41	14.06	14.28	14.27	13.38	
		Stride length (m)	6.09	5.86	6.09	6.30	5.99	5.66	5.60	5.92	6.02	6.18	5.96	
		Stride duration (s)	0.434	0.456	0.452	0.448	0.465	0.468	0.451	0.421	0.422	0.434	0.446	
		Stride efficiency (%)	57.99	53.71	57.91	61.94	56.00	50.08	48.92	54.83	56.58	59.73	55.54	
		Stride count	29.55	34.11	32.85	31.77	33.41	35.33	35.75	33.76	33.24	32.35	332.12	

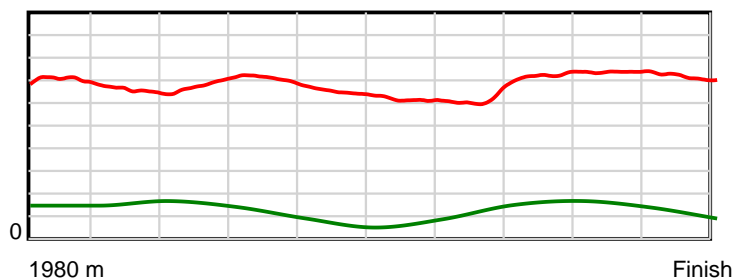
10 m Stride length



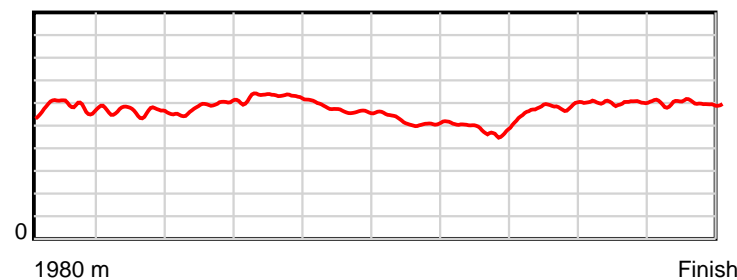
0.6 s Stride duration



20 m/sec Speed



100 % Stride efficiency



Note: Horizontal distance axis grid lines are 200m furlongs.

Disclaimer.

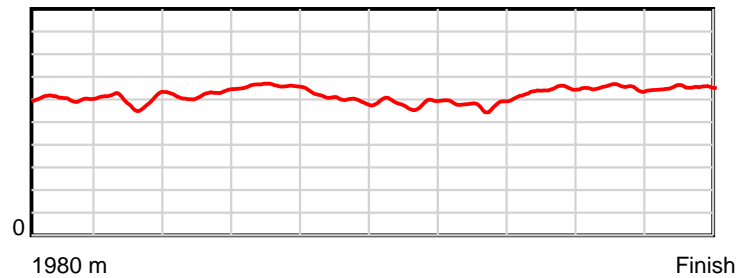
HRNZ and NZMTC and Thoroughbred Ratings Pty Ltd accepts no responsibility for the completeness or accuracy of any of the information contained herein, and makes no representations about its suitability for any particular purpose. Users should make their own judgements about those matters and/or seek independent advice. You assume all risks associated with use of the data provided on this page.

Race Results

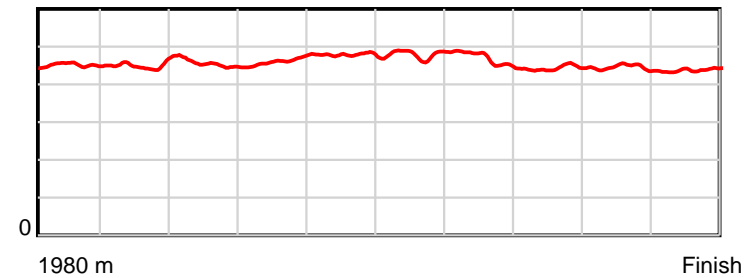
July 10, 2022, Race 6, SPECTATORS BAR (JUNIOR DRIVERS) MOBILE PACE, Distance 1980m, Addington - Survey 1980m

Result	TAB no.	Horse (Barrier)	1980 to	1800m to	1600m to	1400m to	1200m to	1000m to	800m to	600m to	400m to	200m to	Total or	Margin
5th	13	Will He Rock (11)	1800m	1600m	1400m	1200m	1000m	800m	600m	400m	200m	WP	Average	
		Position in running (margin)	-	11(9.6)	10(9.3)	9(11.0)	9(8.1)	9(8.1)	9(7.3)	12(9.1)	12(8.3)	11(7.2)		3.50
		Sectional time (s)	13.95	15.36	14.72	14.04	15.85	16.51	16.26	14.15	13.95	13.42		
		Cumulative time (s)	148.21	134.26	118.90	104.18	90.14	74.29	57.78	41.52	27.37	13.42	2:28.21	
		Speed (m/s)	12.90	13.02	13.59	14.25	12.62	12.11	12.30	14.13	14.34	14.90	13.36	
		Stride length (m)	6.04	5.87	6.18	6.58	6.03	5.81	5.77	6.26	6.37	6.53	6.13	
		Stride duration (s)	0.451	0.451	0.455	0.462	0.478	0.479	0.469	0.443	0.444	0.438	0.459	
		Stride efficiency (%)	57.03	53.83	59.77	67.62	56.88	52.72	52.01	61.15	63.35	66.65	58.77	
		Stride count	29.80	34.07	32.34	30.40	33.15	34.43	34.67	31.97	31.41	30.62	322.86	

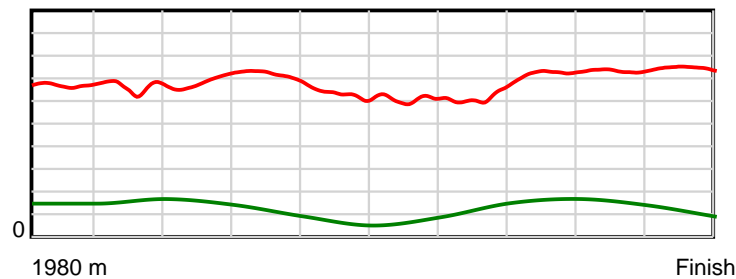
10 m Stride length



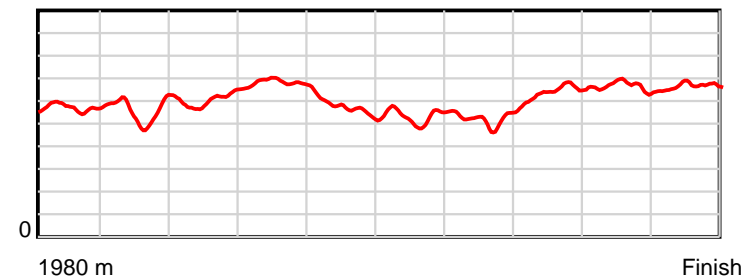
0.6 s Stride duration



20 m/sec Speed



100 % Stride efficiency



Note: Horizontal distance axis grid lines are 200m furlongs.

Disclaimer.

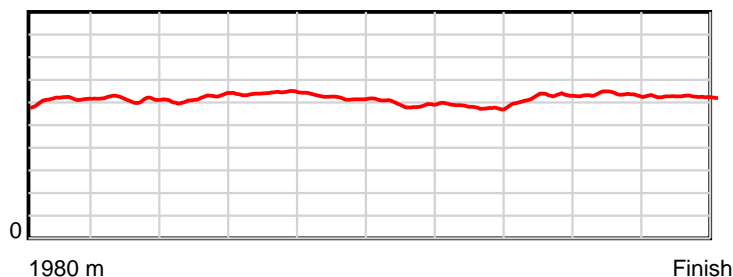
HRNZ and NZMTC and Thoroughbred Ratings Pty Ltd accepts no responsibility for the completeness or accuracy of any of the information contained herein, and makes no representations about its suitability for any particular purpose. Users should make their own judgements about those matters and/or seek independent advice. You assume all risks associated with use of the data provided on this page.

Race Results

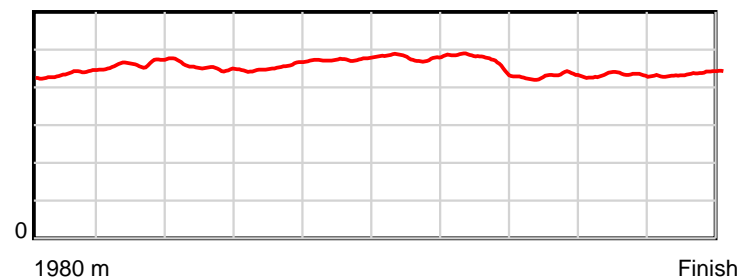
July 10, 2022, Race 6, SPECTATORS BAR (JUNIOR DRIVERS) MOBILE PACE, Distance 1980m, Addington - Survey 1980m

Result	TAB no.	Horse (Barrier)	1980 to	1800m to	1600m to	1400m to	1200m to	1000m to	800m to	600m to	400m to	200m to	Total or	Margin
6th	11	Bettorlini (9)	1800m	1600m	1400m	1200m	1000m	800m	600m	400m	200m	WP	Average	
		Position in running (margin)	-	7(5.5)	7(6.1)	6(8.4)	7(6.6)	6(4.5)	5(3.8)	7(5.1)	8(5.1)	6(4.2)		3.80
		Sectional time (s)	13.10	15.52	14.80	14.24	15.48	16.53	16.17	14.30	13.96	14.17		
		Cumulative time (s)	148.27	135.17	119.65	104.85	90.61	75.13	58.60	42.43	28.13	14.17	2:28.27	
		Speed (m/s)	13.74	12.89	13.51	14.04	12.92	12.10	12.37	13.99	14.33	14.11	13.35	
		Stride length (m)	6.13	5.96	6.13	6.38	6.13	5.80	5.79	6.00	6.21	6.17	6.06	
		Stride duration (s)	0.436	0.462	0.454	0.454	0.474	0.480	0.468	0.429	0.434	0.437	0.454	
		Stride efficiency (%)	58.69	55.43	58.76	63.53	58.63	52.60	52.39	56.25	60.27	59.54	57.46	
		Stride count	29.37	33.58	32.62	31.37	32.65	34.47	34.54	33.33	32.20	32.40	326.53	

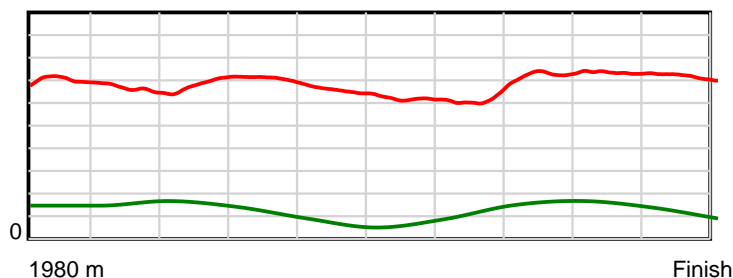
10 m Stride length



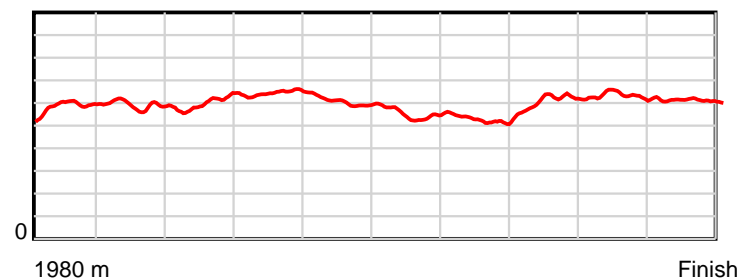
0.6 s Stride duration



20 m/sec Speed



100 % Stride efficiency



Note: Horizontal distance axis grid lines are 200m furlongs.

Disclaimer.

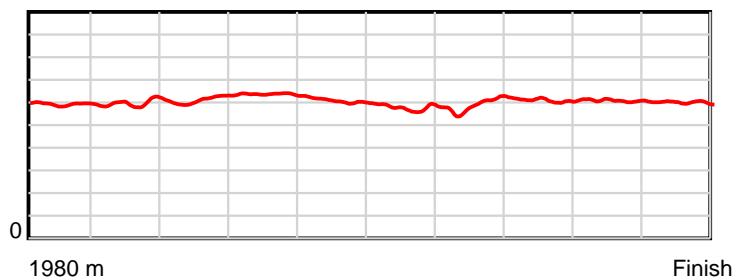
HRNZ and NZMTC and Thoroughbred Ratings Pty Ltd accepts no responsibility for the completeness or accuracy of any of the information contained herein, and makes no representations about its suitability for any particular purpose. Users should make their own judgements about those matters and/or seek independent advice. You assume all risks associated with use of the data provided on this page.

Race Results

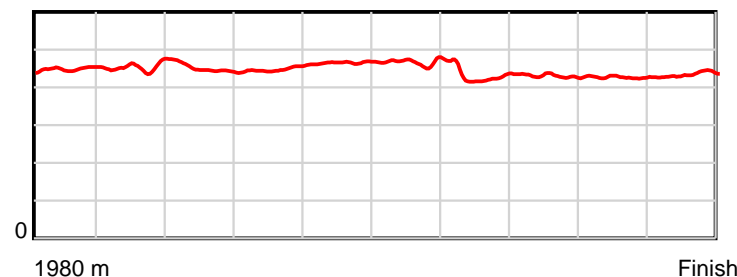
July 10, 2022, Race 6, SPECTATORS BAR (JUNIOR DRIVERS) MOBILE PACE, Distance 1980m, Addington - Survey 1980m

Result	TAB no.	Horse (Barrier)	1980 to	1800m to	1600m to	1400m to	1200m to	1000m to	800m to	600m to	400m to	200m to	Total or	Margin
7th	9	Four Starzz S... (7)	1800m	1600m	1400m	1200m	1000m	800m	600m	400m	200m	WP	Average	
		Position in running (margin)	-	10(8.6)	11(9.8)	10(12.1)	10(9.7)	10(8.8)	10(8.3)	1(0.0)	1(0.0)	2(1.2)		4.30
		Sectional time (s)	14.03	15.61	14.80	14.13	15.69	16.58	14.56	14.30	14.32	14.35		
		Cumulative time (s)	148.37	134.34	118.73	103.93	89.80	74.11	57.53	42.97	28.67	14.35	2:28.37	
		Speed (m/s)	12.83	12.81	13.51	14.15	12.75	12.06	13.74	13.99	13.97	13.94	13.34	
		Stride length (m)	5.94	5.83	6.08	6.34	5.93	5.64	5.91	6.02	5.95	6.06	5.96	
		Stride duration (s)	0.449	0.455	0.450	0.448	0.465	0.467	0.430	0.430	0.426	0.435	0.447	
		Stride efficiency (%)	55.15	53.03	57.78	62.87	54.92	49.69	54.60	56.60	55.31	57.40	55.60	
		Stride count	30.30	34.33	32.89	31.53	33.74	35.47	33.84	33.23	33.62	33.00	331.95	

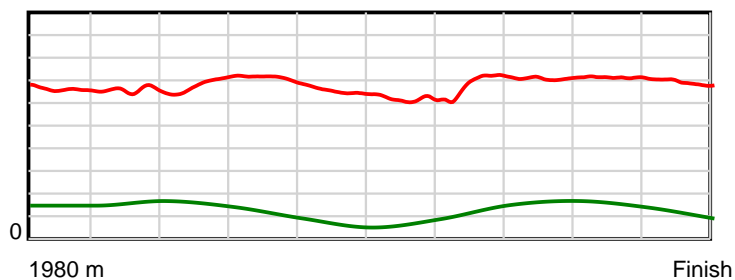
10 m Stride length



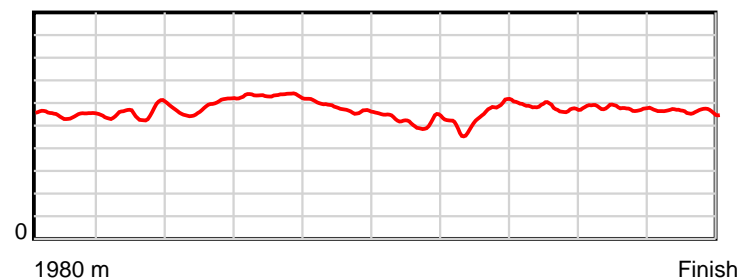
0.6 s Stride duration



20 m/sec Speed



100 % Stride efficiency



Note: Horizontal distance axis grid lines are 200m furlongs.

Disclaimer.

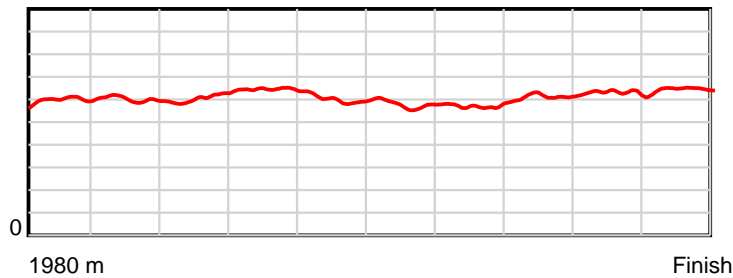
HRNZ and NZMTC and Thoroughbred Ratings Pty Ltd accepts no responsibility for the completeness or accuracy of any of the information contained herein, and makes no representations about its suitability for any particular purpose. Users should make their own judgements about those matters and/or seek independent advice. You assume all risks associated with use of the data provided on this page.

Race Results

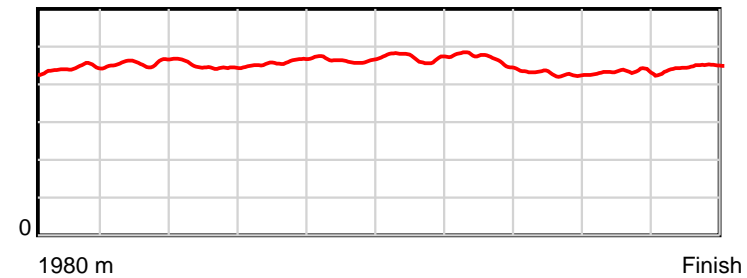
July 10, 2022, Race 6, SPECTATORS BAR (JUNIOR DRIVERS) MOBILE PACE, Distance 1980m, Addington - Survey 1980m

Result	TAB no.	Horse (Barrier)	1980 to	1800m to	1600m to	1400m to	1200m to	1000m to	800m to	600m to	400m to	200m to	Total or	Margin
8th	12	Marshmellow Mi... (10)	1800m	1600m	1400m	1200m	1000m	800m	600m	400m	200m	WP	Average	
		Position in running (margin)	-	9(8.0)	9(7.7)	8(10.3)	8(7.9)	8(6.5)	8(6.3)	11(7.8)	11(6.9)	10(5.6)		4.80
		Sectional time (s)	13.70	15.36	14.85	14.12	15.63	16.60	16.22	14.14	13.90	13.93		
		Cumulative time (s)	148.45	134.75	119.39	104.54	90.42	74.79	58.19	41.97	27.83	13.93	2:28.45	
		Speed (m/s)	13.13	13.02	13.47	14.16	12.80	12.05	12.33	14.14	14.39	14.36	13.34	
		Stride length (m)	6.04	5.95	6.04	6.49	5.94	5.68	5.74	6.05	6.22	6.43	6.05	
		Stride duration (s)	0.443	0.457	0.449	0.458	0.464	0.472	0.466	0.428	0.433	0.448	0.454	
		Stride efficiency (%)	57.04	55.32	57.01	65.86	55.19	50.45	51.53	57.19	60.52	64.61	57.19	
		Stride count	29.79	33.61	33.11	30.81	33.65	35.20	34.83	33.06	32.14	31.10	327.30	

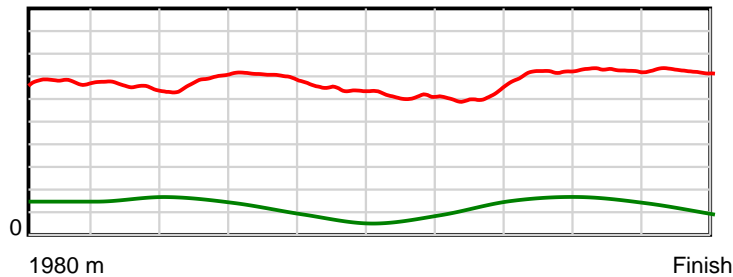
10 m Stride length



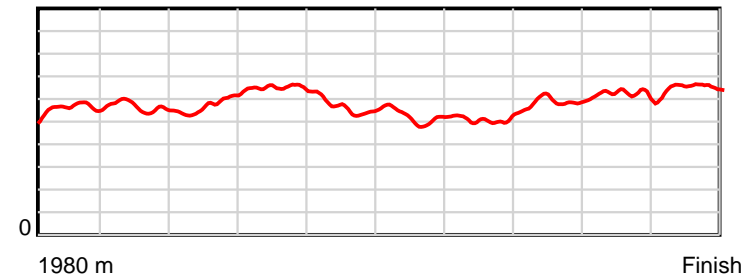
0.6 s Stride duration



20 m/sec Speed



100 % Stride efficiency



Note: Horizontal distance axis grid lines are 200m furlongs.

Disclaimer.

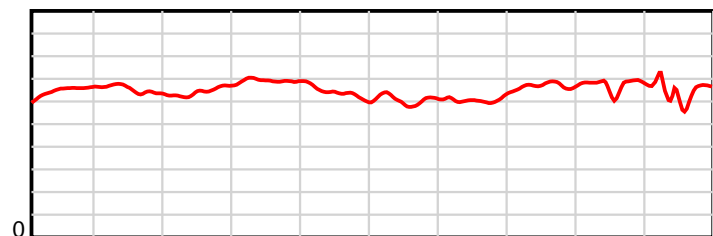
HRNZ and NZMTC and Thoroughbred Ratings Pty Ltd accepts no responsibility for the completeness or accuracy of any of the information contained herein, and makes no representations about its suitability for any particular purpose. Users should make their own judgements about those matters and/or seek independent advice. You assume all risks associated with use of the data provided on this page.

Race Results

July 10, 2022, Race 6, SPECTATORS BAR (JUNIOR DRIVERS) MOBILE PACE, Distance 1980m, Addington - Survey 1980m

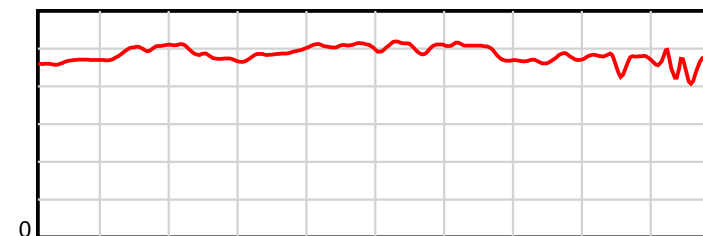
Result	TAB no.	Horse (Barrier)	1980 to	1800m to	1600m to	1400m to	1200m to	1000m to	800m to	600m to	400m to	200m to	Total or	Margin
9th	10	Rock N Diamond... (8)	1800m	1600m	1400m	1200m	1000m	800m	600m	400m	200m	WP	Average	
		Position in running (margin)	-	8(6.4)	6(5.7)	7(8.5)	6(6.0)	7(5.9)	7(5.9)	10(7.1)	9(6.2)	9(5.4)		5.80
		Sectional time (s)	13.48	15.30	14.89	14.12	15.84	16.64	16.16	14.15	13.98	14.07		
		Cumulative time (s)	148.63	135.15	119.85	104.96	90.84	75.00	58.36	42.20	28.05	14.07	2:28.63	
		Speed (m/s)	13.35	13.07	13.43	14.16	12.63	12.02	12.38	14.13	14.31	14.21	13.32	
		Stride length (m)	6.57	6.49	6.49	6.92	6.40	6.08	6.13	6.67	6.71	6.38	6.47	
		Stride duration (s)	0.467	0.497	0.483	0.489	0.507	0.506	0.495	0.472	0.469	0.449	0.486	
		Stride efficiency (%)	67.40	65.87	65.90	74.93	63.93	57.75	58.68	69.59	70.35	63.52	65.49	
		Stride count	27.41	30.80	30.80	28.88	31.27	32.90	32.64	29.97	29.81	31.37	305.85	

10 m Stride length



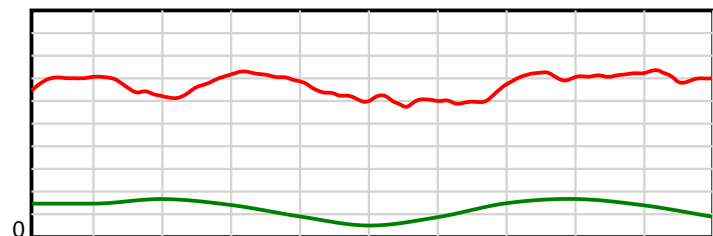
1980 m Finish

0.6 s Stride duration



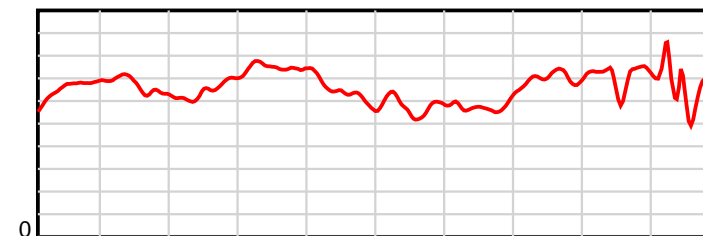
1980 m Finish

20 m/sec Speed



1980 m Finish

100 % Stride efficiency



1980 m Finish

Note: Horizontal distance axis grid lines are 200m furlongs.

Disclaimer.

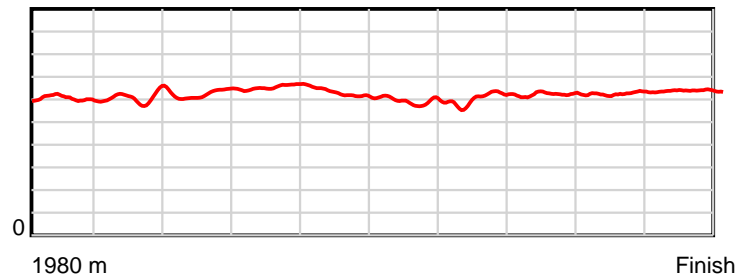
HRNZ and NZMTC and Thoroughbred Ratings Pty Ltd accepts no responsibility for the completeness or accuracy of any of the information contained herein, and makes no representations about its suitability for any particular purpose. Users should make their own judgements about those matters and/or seek independent advice. You assume all risks associated with use of the data provided on this page.

Race Results

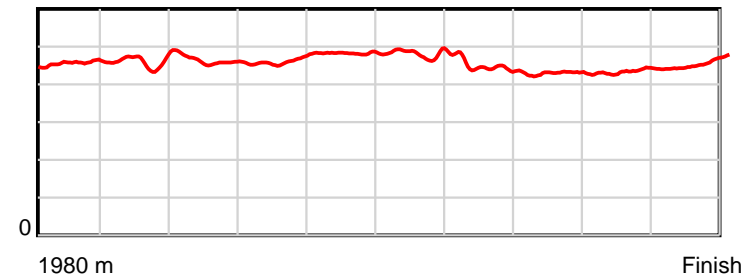
July 10, 2022, Race 6, SPECTATORS BAR (JUNIOR DRIVERS) MOBILE PACE, Distance 1980m, Addington - Survey 1980m

Result	TAB no.	Horse (Barrier)	1980 to	1800m to	1600m to	1400m to	1200m to	1000m to	800m to	600m to	400m to	200m to	Total or	Margin
10th	14	The Cobbler (12)	1800m	1600m	1400m	1200m	1000m	800m	600m	400m	200m	WP	Average	
		Position in running (margin)	-	12(10.4)	12(11.4)	11(14.2)	11(11.5)	11(10.5)	11(9.9)	4(3.0)	6(3.5)	8(5.1)		7.30
		Sectional time (s)	13.95	15.60	14.87	14.10	15.67	16.55	14.81	14.38	14.39	14.58		
		Cumulative time (s)	148.90	134.95	119.35	104.48	90.38	74.71	58.16	43.35	28.97	14.58	2:28.90	
		Speed (m/s)	12.90	12.82	13.45	14.18	12.76	12.08	13.50	13.91	13.90	13.72	13.30	
		Stride length (m)	6.04	5.93	6.23	6.54	6.16	5.82	6.05	5.95	6.06	6.27	6.10	
		Stride duration (s)	0.456	0.462	0.463	0.461	0.482	0.482	0.448	0.428	0.436	0.457	0.459	
		Stride efficiency (%)	56.96	54.92	60.56	66.86	59.26	52.96	57.13	55.27	57.31	61.49	58.10	
		Stride count	29.81	33.74	32.13	30.58	32.48	34.35	33.08	33.63	33.03	31.88	324.71	

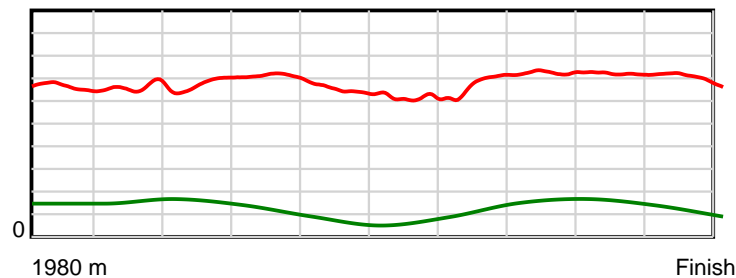
10 m Stride length



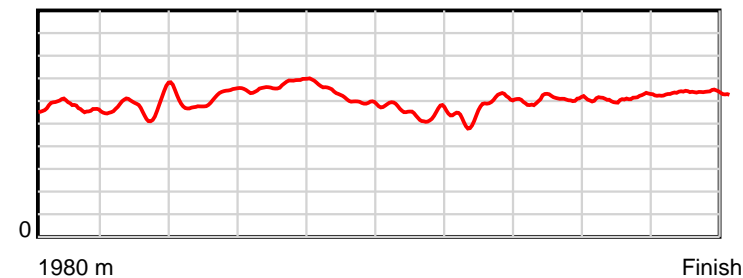
0.6 s Stride duration



20 m/sec Speed



100 % Stride efficiency



Note: Horizontal distance axis grid lines are 200m furlongs.

Disclaimer.

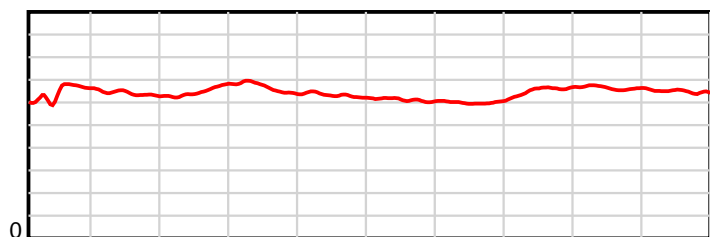
HRNZ and NZMTC and Thoroughbred Ratings Pty Ltd accepts no responsibility for the completeness or accuracy of any of the information contained herein, and makes no representations about its suitability for any particular purpose. Users should make their own judgements about those matters and/or seek independent advice. You assume all risks associated with use of the data provided on this page.

Race Results

July 10, 2022, Race 6, SPECTATORS BAR (JUNIOR DRIVERS) MOBILE PACE, Distance 1980m, Addington - Survey 1980m

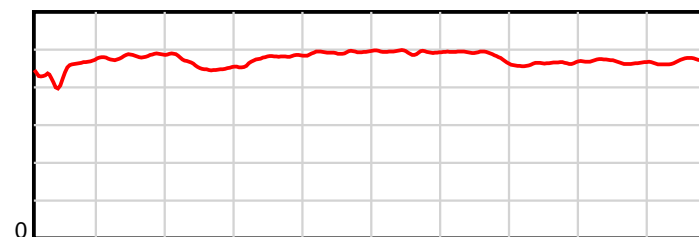
Result	TAB no.	Horse (Barrier)	1980 to	1800m to	1600m to	1400m to	1200m to	1000m to	800m to	600m to	400m to	200m to	Total or	Margin
11th	4	Sonny Vista (4)	1800m	1600m	1400m	1200m	1000m	800m	600m	400m	200m	WP	Average	
		Position in running (margin)	-	3(1.1)	2(1.4)	1(0.0)	1(0.0)	2(0.7)	2(0.2)	3(1.6)	5(3.3)	7(4.6)		8.70
		Sectional time (s)	12.60	15.46	14.19	14.53	15.96	16.57	16.20	14.57	14.34	14.73		
		Cumulative time (s)	149.15	136.55	121.09	106.90	92.37	76.41	59.84	43.64	29.07	14.73	2:29.15	
		Speed (m/s)	14.28	12.94	14.09	13.76	12.53	12.07	12.35	13.73	13.95	13.58	13.27	
		Stride length (m)	6.46	6.24	6.46	6.58	6.19	5.95	5.97	6.37	6.52	6.48	6.31	
		Stride duration (s)	0.446	0.483	0.458	0.478	0.494	0.493	0.484	0.464	0.467	0.477	0.476	
		Stride efficiency (%)	65.25	60.93	65.22	67.71	59.81	55.38	55.78	63.36	66.38	65.55	62.29	
		Stride count	27.86	32.03	30.96	30.38	32.33	33.60	33.47	31.41	30.69	30.88	313.61	

10 m Stride length



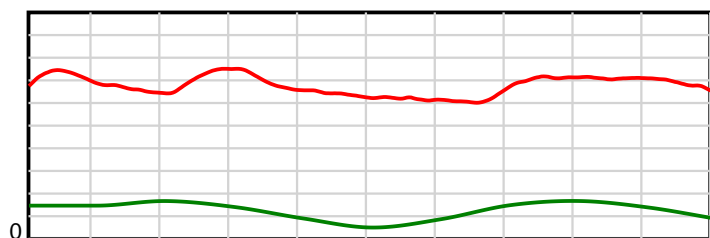
1980 m Finish

0.6 s Stride duration



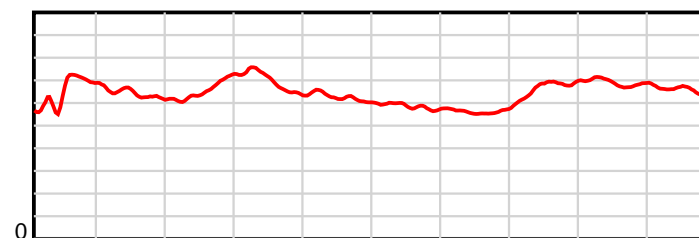
1980 m Finish

20 m/sec Speed



1980 m Finish

100 % Stride efficiency



1980 m Finish

Note: Horizontal distance axis grid lines are 200m furlongs.

Disclaimer.

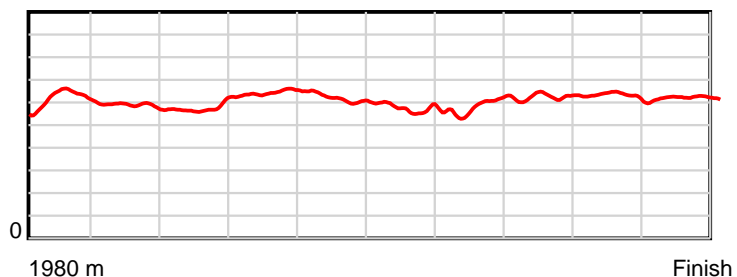
HRNZ and NZMTC and Thoroughbred Ratings Pty Ltd accepts no responsibility for the completeness or accuracy of any of the information contained herein, and makes no representations about its suitability for any particular purpose. Users should make their own judgements about those matters and/or seek independent advice. You assume all risks associated with use of the data provided on this page.

Race Results

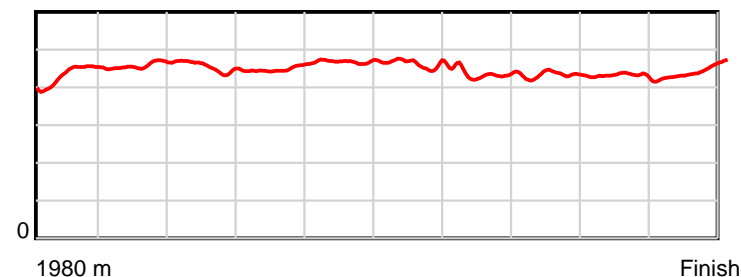
July 10, 2022, Race 6, SPECTATORS BAR (JUNIOR DRIVERS) MOBILE PACE, Distance 1980m, Addington - Survey 1980m

Result	TAB no.	Horse (Barrier)	1980 to	1800m to	1600m to	1400m to	1200m to	1000m to	800m to	600m to	400m to	200m to	Total or	Margin
12th	8	Franco Cornel (6)	1800m	1600m	1400m	1200m	1000m	800m	600m	400m	200m	WP	Average	
		Position in running (margin)	-	4(2.2)	8(6.5)	12(17.6)	12(13.9)	12(12.2)	12(11.6)	9(5.8)	10(6.7)	12(7.8)		9.30
		Sectional time (s)	12.61	16.14	16.27	13.93	15.56	16.55	14.98	14.44	14.31	14.48		
		Cumulative time (s)	149.27	136.66	120.52	104.25	90.32	74.76	58.21	43.23	28.79	14.48	2:29.27	
		Speed (m/s)	14.27	12.39	12.29	14.36	12.85	12.08	13.35	13.85	13.98	13.81	13.26	
		Stride length (m)	6.20	5.67	5.59	6.45	6.01	5.57	5.83	5.98	6.01	6.17	5.93	
		Stride duration (s)	0.436	0.457	0.455	0.449	0.468	0.461	0.437	0.432	0.430	0.447	0.447	
		Stride efficiency (%)	60.00	50.24	48.87	64.95	56.53	48.52	53.08	55.88	56.37	59.46	55.01	
		Stride count	29.05	35.27	35.76	31.02	33.25	35.89	34.31	33.45	33.30	32.42	333.72	

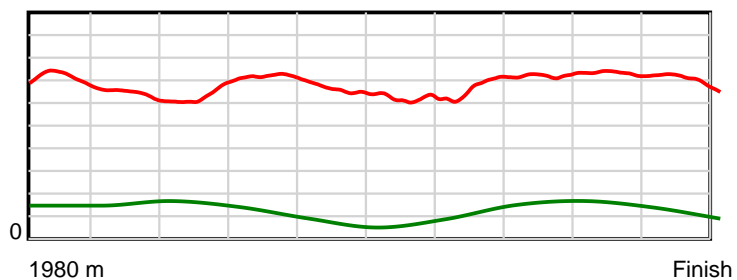
10 m Stride length



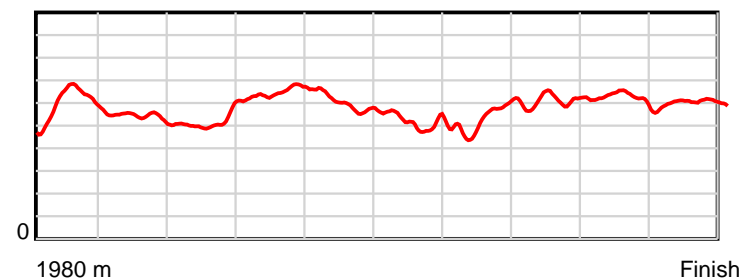
0.6 s Stride duration



20 m/sec Speed



100 % Stride efficiency



Note: Horizontal distance axis grid lines are 200m furlongs.

Disclaimer.

HRNZ and NZMTC and Thoroughbred Ratings Pty Ltd accepts no responsibility for the completeness or accuracy of any of the information contained herein, and makes no representations about its suitability for any particular purpose. Users should make their own judgements about those matters and/or seek independent advice. You assume all risks associated with use of the data provided on this page.



Race Results



July 10, 2022, Race 7, STORER MOTORS HANDICAP PACE, Distance 2600m, Addington - Survey 3200m

Result	TAB no.	Horse (Barrier)	2600 to	2400m to
1st	15	Khal Drogo (8)	2400m	2200m
		Position in running (margin)	-	10(14.6)
		Sectional time (s)	18.71	14.70
		Cumulative time (s)	196.71	178.00
		Speed (m/s)	10.69	13.61
		Stride length (m)	5.71	6.45
		Stride duration (s)	0.472	0.474
		Stride efficiency (%)	50.91	64.92
		Stride count	35.04	31.03

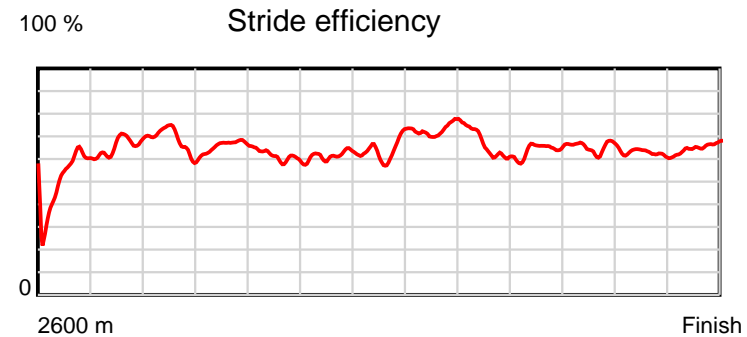
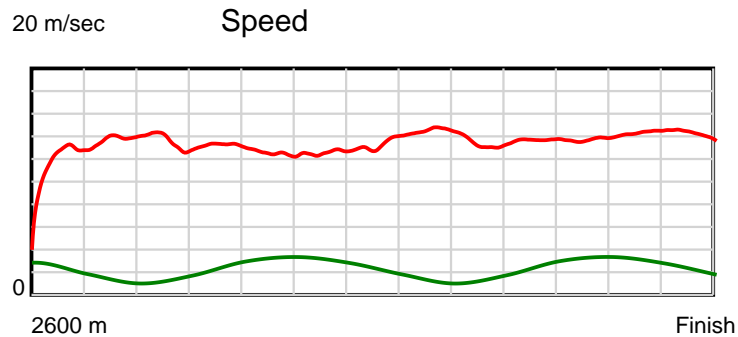
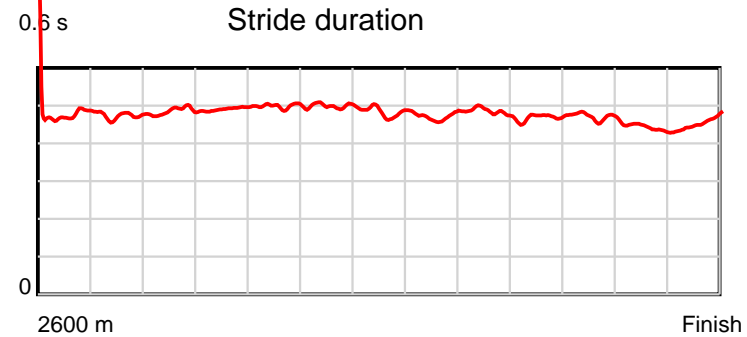
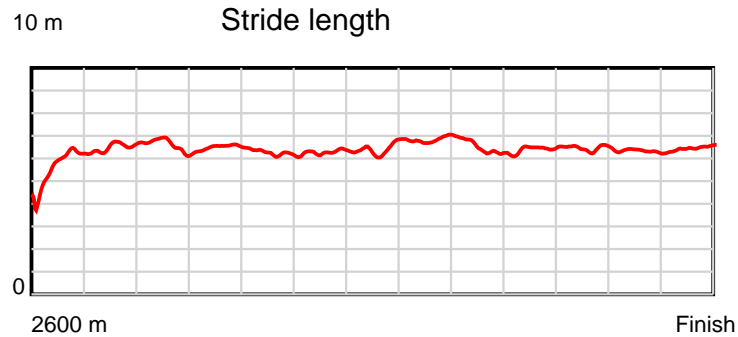
Disclaimer.

HRNZ and NZMTC and Thoroughbred Ratings Pty Ltd accepts no responsibility for the completeness or accuracy of any of the information contained herein, and makes no representations about its suitability for any particular purpose. Users should make their own judgements about those matters and/or seek independent advice. You assume all risks associated with use of the data provided on this page.

Race Results

July 10, 2022, Race 7, STORER MOTORS HANDICAP PACE, Distance 2600m, Addington - Survey 3200m

Result	TAB no.	Horse (Barrier)	2200m to	2000m to	1800m to	1600m to	1400m to	1200m to	1000m to	800m to	600m to	400m to	200m to	Total or	Margin
1st	15	Khal Drogo (8)	2000m	1800m	1600m	1400m	1200m	1000m	800m	600m	400m	200m	WP	Average	
		Position in running (margin)	10(18.8)	10(18.9)	10(15.7)	10(13.4)	10(11.0)	5(4.1)	1(0.0)	1(0.0)	1(0.0)	1(0.0)	1(0.0)		0.00
		Sectional time (s)	15.00	15.14	16.15	15.82	14.89	14.06	15.11	14.66	14.58	13.77	14.12		
		Cumulative time (s)	163.30	148.30	133.16	117.01	101.19	86.30	72.24	57.13	42.47	27.89	14.12	3:16.71	
		Speed (m/s)	13.33	13.21	12.38	12.64	13.43	14.22	13.24	13.64	13.72	14.52	14.16	13.22	
		Stride length (m)	6.47	6.49	6.17	6.32	6.49	6.71	6.39	6.40	6.44	6.40	6.47	6.37	
		Stride duration (s)	0.485	0.491	0.498	0.500	0.483	0.472	0.483	0.469	0.469	0.441	0.457	0.482	
		Stride efficiency (%)	65.44	65.76	59.51	62.38	65.77	70.34	63.82	63.96	64.76	64.04	65.46	63.37	
		Stride count	30.91	30.83	32.41	31.65	30.83	29.81	31.30	31.26	31.07	31.24	30.90	408.28	



Note: Horizontal distance axis grid lines are 200m furlongs.

Disclaimer.

HRNZ and NZMTC and Thoroughbred Ratings Pty Ltd accepts no responsibility for the completeness or accuracy of any of the information contained herein, and makes no representations about its suitability for any particular purpose. Users should make their own judgements about those matters and/or seek independent advice. You assume all risks associated with use of the data provided on this page.



Race Results



July 10, 2022, Race 7, STORER MOTORS HANDICAP PACE, Distance 2600m, Addington - Survey 3200m

Result	TAB no.	Horse (Barrier)	2600 to	2400m to
2nd	3	Katherine (4)	2400m	2200m
		Position in running (margin)	-	2(1.2)
		Sectional time (s)	16.41	13.79
		Cumulative time (s)	197.04	180.63
		Speed (m/s)	12.19	14.50
		Stride length (m)	5.43	6.64
		Stride duration (s)	0.447	0.458
		Stride efficiency (%)	46.06	68.88
		Stride count	36.84	30.12

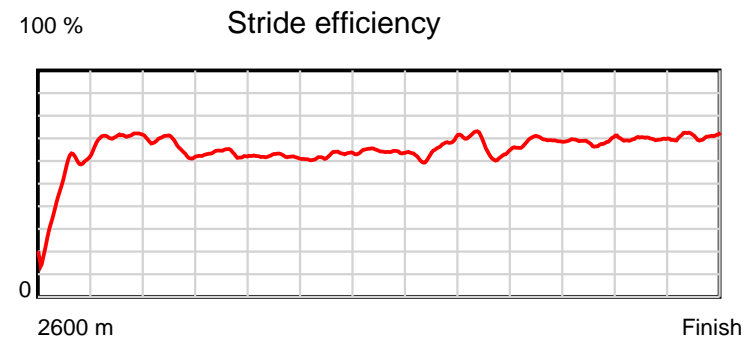
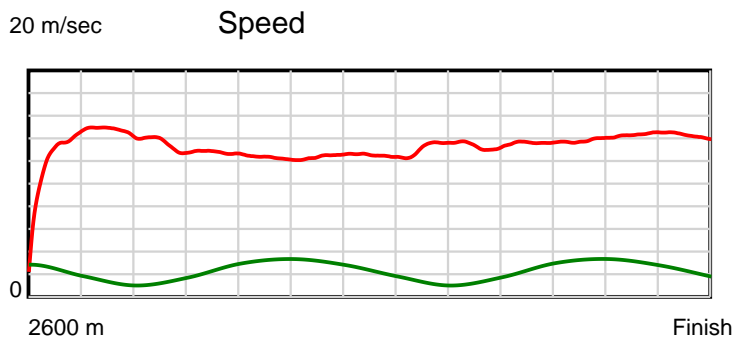
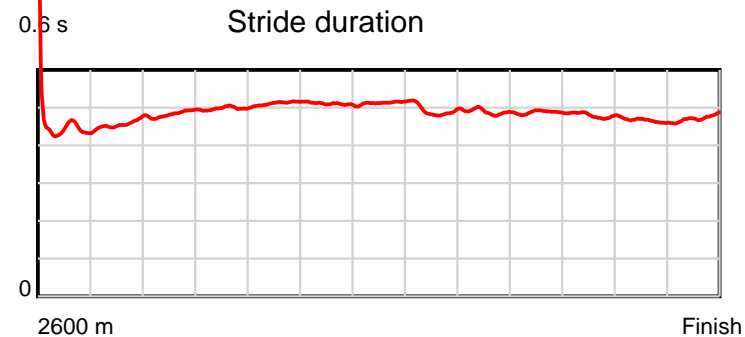
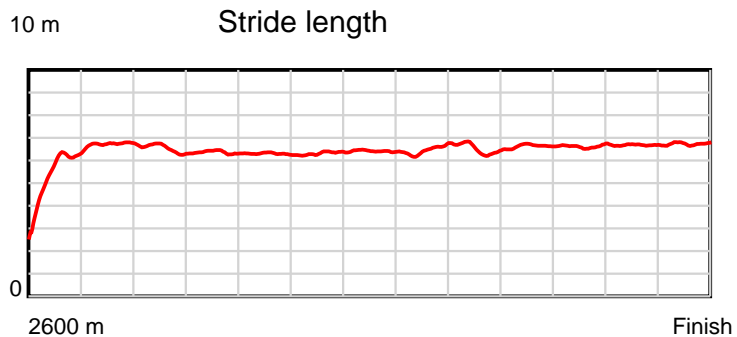
Disclaimer.

HRNZ and NZMTC and Thoroughbred Ratings Pty Ltd accepts no responsibility for the completeness or accuracy of any of the information contained herein, and makes no representations about its suitability for any particular purpose. Users should make their own judgements about those matters and/or seek independent advice. You assume all risks associated with use of the data provided on this page.

Race Results

July 10, 2022, Race 7, STORER MOTORS HANDICAP PACE, Distance 2600m, Addington - Survey 3200m

Result	TAB no.	Horse (Barrier)	2200m to	2000m to	1800m to	1600m to	1400m to	1200m to	1000m to	800m to	600m to	400m to	200m to	Total or	Margin
2nd	3	Katherine (4)	2000m	1800m	1600m	1400m	1200m	1000m	800m	600m	400m	200m	WP	Average	
		Position in running (margin)	1(0.0)	1(0.0)	1(0.0)	1(0.0)	1(0.0)	1(0.0)	2(2.4)	2(1.7)	2(1.7)	2(1.2)	2(3.0)		1.80
		Sectional time (s)	14.98	15.68	16.54	16.22	16.03	15.14	15.00	14.67	14.49	14.07	14.02		
		Cumulative time (s)	166.84	151.86	136.18	119.64	103.42	87.39	72.25	57.25	42.58	28.09	14.02	3:17.04	
		Speed (m/s)	13.35	12.76	12.09	12.33	12.48	13.21	13.33	13.63	13.80	14.21	14.27	13.20	
		Stride length (m)	6.46	6.35	6.19	6.28	6.41	6.50	6.51	6.64	6.61	6.61	6.76	6.40	
		Stride duration (s)	0.484	0.498	0.512	0.509	0.514	0.492	0.488	0.487	0.479	0.465	0.474	0.485	
		Stride efficiency (%)	65.18	63.05	59.94	61.70	64.12	65.97	66.17	68.93	68.35	68.25	71.46	63.94	
		Stride count	30.97	31.49	32.29	31.83	31.22	30.78	30.73	30.11	30.24	30.26	29.57	406.45	



Note: Horizontal distance axis grid lines are 200m furlongs.

Disclaimer.

HRNZ and NZMTC and Thoroughbred Ratings Pty Ltd accepts no responsibility for the completeness or accuracy of any of the information contained herein, and makes no representations about its suitability for any particular purpose. Users should make their own judgements about those matters and/or seek independent advice. You assume all risks associated with use of the data provided on this page.



Race Results



July 10, 2022, Race 7, STORER MOTORS HANDICAP PACE, Distance 2600m, Addington - Survey 3200m

Result	TAB no.	Horse (Barrier)	2600 to	2400m to
3rd	13	Mogul (5)	2400m	2200m
		Position in running (margin)	-	7(10.8)
		Sectional time (s)	18.02	14.61
		Cumulative time (s)	197.18	179.16
		Speed (m/s)	11.10	13.69
		Stride length (m)	5.41	5.89
		Stride duration (s)	0.426	0.430
		Stride efficiency (%)	45.77	54.15
		Stride count	36.95	33.97

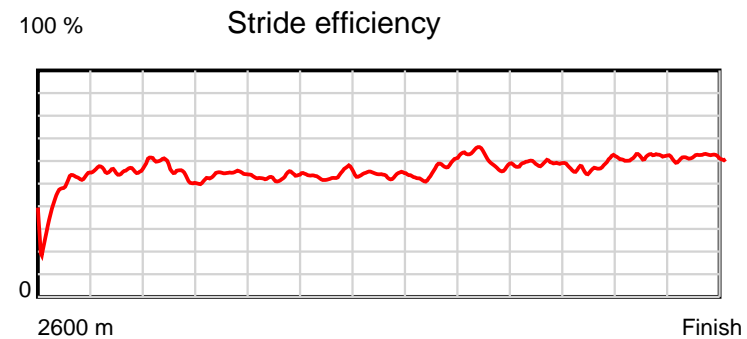
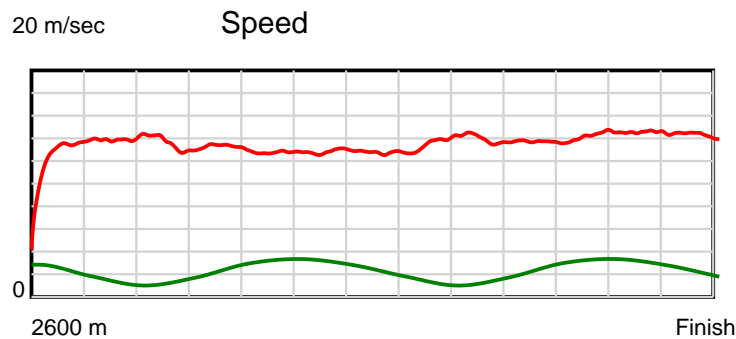
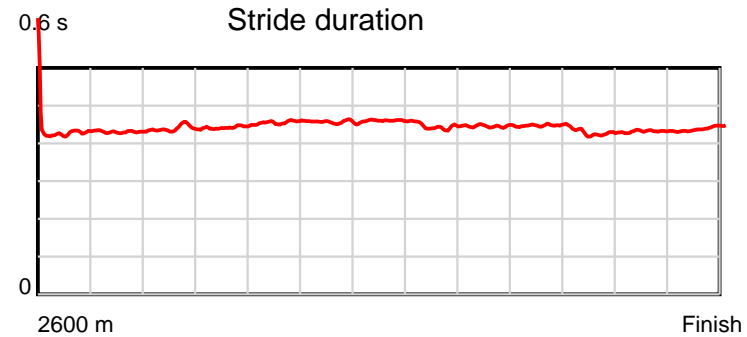
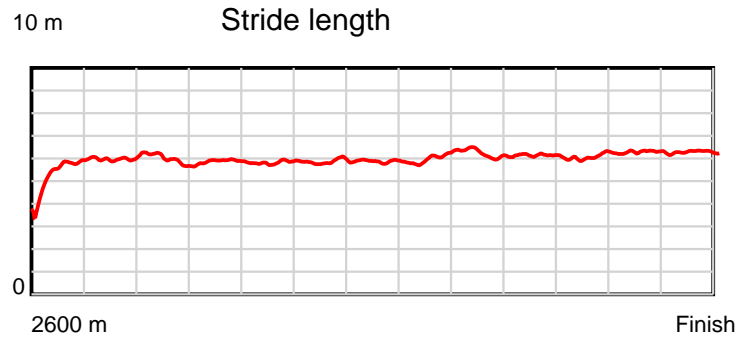
Disclaimer.

HRNZ and NZMTC and Thoroughbred Ratings Pty Ltd accepts no responsibility for the completeness or accuracy of any of the information contained herein, and makes no representations about its suitability for any particular purpose. Users should make their own judgements about those matters and/or seek independent advice. You assume all risks associated with use of the data provided on this page.

Race Results

July 10, 2022, Race 7, STORER MOTORS HANDICAP PACE, Distance 2600m, Addington - Survey 3200m

Result	TAB no.	Horse (Barrier)	2200m to	2000m to	1800m to	1600m to	1400m to	1200m to	1000m to	800m to	600m to	400m to	200m to	Total or	Margin
3rd	13	Mogul (5)	2000m	1800m	1600m	1400m	1200m	1000m	800m	600m	400m	200m	WP	Average	
		Position in running (margin)	7(14.4)	7(14.7)	6(10.9)	7(8.9)	7(8.2)	7(5.8)	6(6.6)	4(3.4)	4(3.1)	4(2.2)	4(4.8)		2.60
		Sectional time (s)	15.03	15.04	16.20	16.11	15.62	14.89	14.58	14.61	14.43	14.21	13.83		
		Cumulative time (s)	164.55	149.52	134.48	118.28	102.17	86.55	71.66	57.08	42.47	28.04	13.83	3:17.18	
		Speed (m/s)	13.31	13.30	12.35	12.41	12.80	13.43	13.72	13.69	13.86	14.07	14.46	13.19	
		Stride length (m)	5.85	5.88	5.62	5.67	5.89	5.97	6.11	6.12	5.93	6.07	6.36	5.90	
		Stride duration (s)	0.439	0.442	0.455	0.456	0.460	0.445	0.445	0.447	0.428	0.432	0.440	0.447	
		Stride efficiency (%)	53.43	54.05	49.41	50.19	54.20	55.78	58.30	58.57	54.92	57.64	63.28	54.33	
		Stride count	34.20	34.01	35.57	35.29	33.96	33.48	32.74	32.67	33.74	32.93	31.43	440.94	



Note: Horizontal distance axis grid lines are 200m furlongs.

Disclaimer.

HRNZ and NZMTC and Thoroughbred Ratings Pty Ltd accepts no responsibility for the completeness or accuracy of any of the information contained herein, and makes no representations about its suitability for any particular purpose. Users should make their own judgements about those matters and/or seek independent advice. You assume all risks associated with use of the data provided on this page.



Race Results



July 10, 2022, Race 7, STORER MOTORS HANDICAP PACE, Distance 2600m, Addington - Survey 3200m

Result	TAB no.	Horse (Barrier)	2600 to	2400m to
4th	5	Bettor Believe... (9)	2400m	2200m
		Position in running (margin)	-	3(2.4)
		Sectional time (s)	16.39	14.17
		Cumulative time (s)	197.21	180.82
		Speed (m/s)	12.20	14.11
		Stride length (m)	5.45	6.04
		Stride duration (s)	0.425	0.428
		Stride efficiency (%)	46.38	56.93
		Stride count	36.71	33.14

Disclaimer.

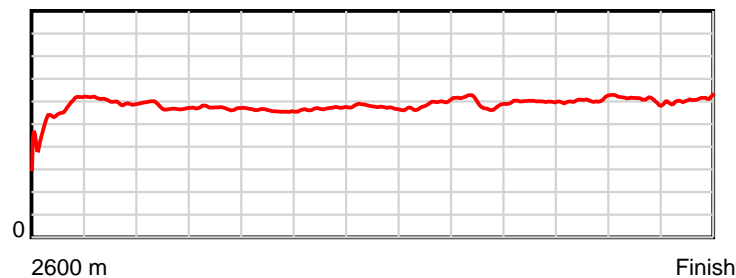
HRNZ and NZMTC and Thoroughbred Ratings Pty Ltd accepts no responsibility for the completeness or accuracy of any of the information contained herein, and makes no representations about its suitability for any particular purpose. Users should make their own judgements about those matters and/or seek independent advice. You assume all risks associated with use of the data provided on this page.

Race Results

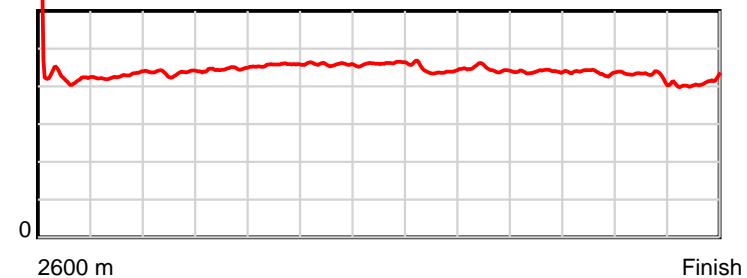
July 10, 2022, Race 7, STORER MOTORS HANDICAP PACE, Distance 2600m, Addington - Survey 3200m

Result	TAB no.	Horse (Barrier)	2200m to	2000m to	1800m to	1600m to	1400m to	1200m to	1000m to	800m to	600m to	400m to	200m to	Total or	Margin
4th	5	Bettor Believe... (9)	2000m	1800m	1600m	1400m	1200m	1000m	800m	600m	400m	200m	WP	Average	
		Position in running (margin)	3(3.5)	3(4.3)	3(3.7)	3(4.0)	3(4.2)	4(4.0)	5(5.6)	6(5.1)	7(5.1)	8(5.4)	9(8.1)		2.80
		Sectional time (s)	15.12	15.58	16.58	16.24	16.02	15.01	15.03	14.66	14.63	14.22	13.56		
		Cumulative time (s)	166.65	151.53	135.95	119.37	103.13	87.11	72.10	57.07	42.41	27.78	13.56	3:17.21	
		Speed (m/s)	13.23	12.84	12.06	12.32	12.48	13.32	13.31	13.64	13.67	14.06	14.75	13.18	
		Stride length (m)	5.77	5.72	5.50	5.65	5.75	5.92	5.94	6.00	5.97	6.03	6.06	5.82	
		Stride duration (s)	0.436	0.446	0.456	0.459	0.461	0.444	0.446	0.440	0.437	0.429	0.411	0.442	
		Stride efficiency (%)	52.01	51.13	47.35	49.89	51.70	54.70	55.06	56.22	55.77	56.77	57.36	52.99	
		Stride count	34.67	34.96	36.33	35.40	34.77	33.80	33.69	33.34	33.48	33.18	33.01	446.48	

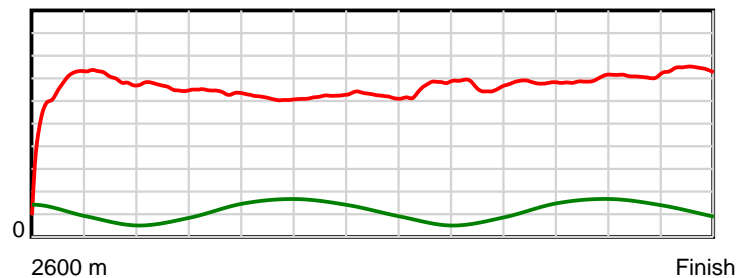
10 m Stride length



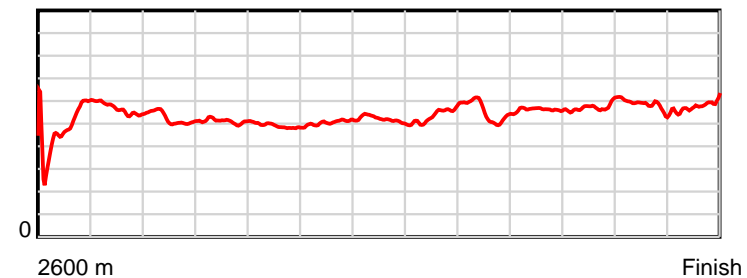
0.6 s Stride duration



20 m/sec Speed



100 % Stride efficiency



Note: Horizontal distance axis grid lines are 200m furlongs.

Disclaimer.

HRNZ and NZMTC and Thoroughbred Ratings Pty Ltd accepts no responsibility for the completeness or accuracy of any of the information contained herein, and makes no representations about its suitability for any particular purpose. Users should make their own judgements about those matters and/or seek independent advice. You assume all risks associated with use of the data provided on this page.



Race Results



July 10, 2022, Race 7, STORER MOTORS HANDICAP PACE, Distance 2600m, Addington - Survey 3200m

Result	TAB no.	Horse (Barrier)	2600 to	2400m to
5th	10	Missmollygoodg... (14)	2400m	2200m
		Position in running (margin)	-	6(8.6)
		Sectional time (s)	17.44	14.56
		Cumulative time (s)	197.34	179.90
		Speed (m/s)	11.47	13.74
		Stride length (m)	5.17	5.91
		Stride duration (s)	0.440	0.430
		Stride efficiency (%)	41.80	54.55
		Stride count	38.67	33.85

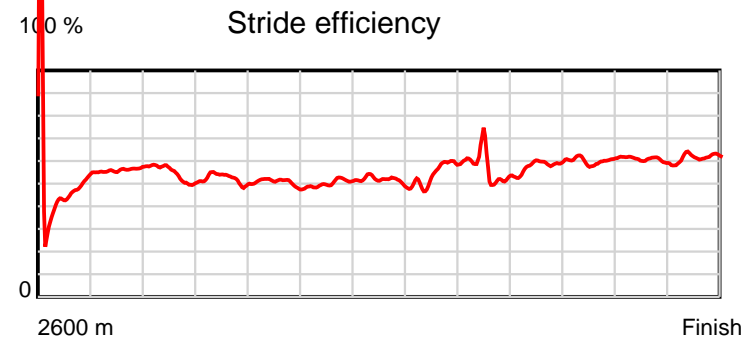
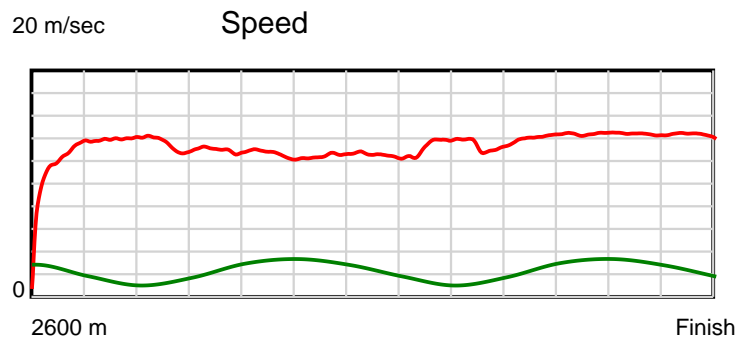
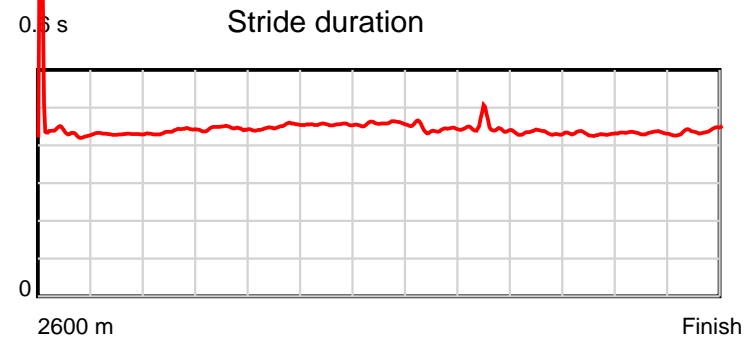
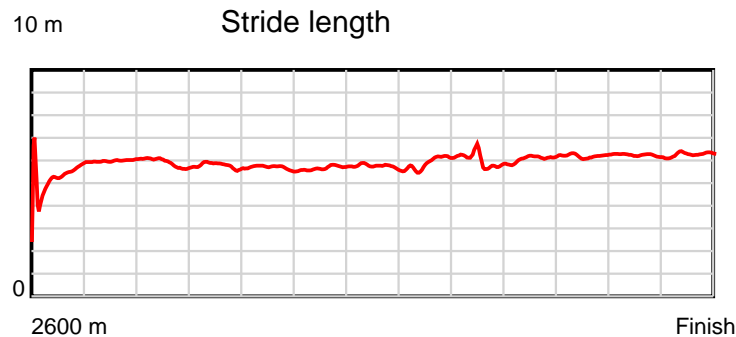
Disclaimer.

HRNZ and NZMTC and Thoroughbred Ratings Pty Ltd accepts no responsibility for the completeness or accuracy of any of the information contained herein, and makes no representations about its suitability for any particular purpose. Users should make their own judgements about those matters and/or seek independent advice. You assume all risks associated with use of the data provided on this page.

Race Results

July 10, 2022, Race 7, STORER MOTORS HANDICAP PACE, Distance 2600m, Addington - Survey 3200m

Result	TAB no.	Horse (Barrier)	2200m to	2000m to	1800m to	1600m to	1400m to	1200m to	1000m to	800m to	600m to	400m to	200m to	Total or	Margin
5th	10	Missmollygoodg... (14)	2000m	1800m	1600m	1400m	1200m	1000m	800m	600m	400m	200m	WP	Average	
		Position in running (margin)	6(12.0)	6(12.4)	7(11.2)	6(7.4)	6(7.3)	8(7.3)	9(9.9)	11(9.6)	9(6.9)	5(3.3)	5(5.3)		3.50
		Sectional time (s)	15.06	15.47	15.90	16.20	16.03	15.19	15.06	14.21	13.98	14.10	14.14		
		Cumulative time (s)	165.34	150.28	134.81	118.91	102.71	86.68	71.49	56.43	42.22	28.24	14.14	3:17.34	
		Speed (m/s)	13.28	12.93	12.58	12.35	12.48	13.17	13.28	14.07	14.31	14.18	14.14	13.18	
		Stride length (m)	5.81	5.75	5.65	5.63	5.71	5.86	5.93	6.09	6.16	6.13	6.23	5.83	
		Stride duration (s)	0.438	0.445	0.449	0.456	0.458	0.445	0.446	0.433	0.430	0.432	0.440	0.443	
		Stride efficiency (%)	52.76	51.70	49.92	49.45	50.94	53.58	54.87	58.00	59.25	58.80	60.57	53.20	
		Stride count	34.42	34.77	35.39	35.55	35.03	34.15	33.75	32.83	32.48	32.60	32.12	445.61	



Note: Horizontal distance axis grid lines are 200m furlongs.

Disclaimer.

HRNZ and NZMTC and Thoroughbred Ratings Pty Ltd accepts no responsibility for the completeness or accuracy of any of the information contained herein, and makes no representations about its suitability for any particular purpose. Users should make their own judgements about those matters and/or seek independent advice. You assume all risks associated with use of the data provided on this page.



Race Results



July 10, 2022, Race 7, STORER MOTORS HANDICAP PACE, Distance 2600m, Addington - Survey 3200m

Result	TAB no.	Horse (Barrier)	2600 to	2400m to
6th	14	Hazer (7)	2400m	2200m
		Position in running (margin)	-	9(13.6)
		Sectional time (s)	18.41	14.50
		Cumulative time (s)	197.62	179.21
		Speed (m/s)	10.86	13.79
		Stride length (m)	5.46	6.26
		Stride duration (s)	0.454	0.454
		Stride efficiency (%)	46.59	61.17
		Stride count	36.63	31.97

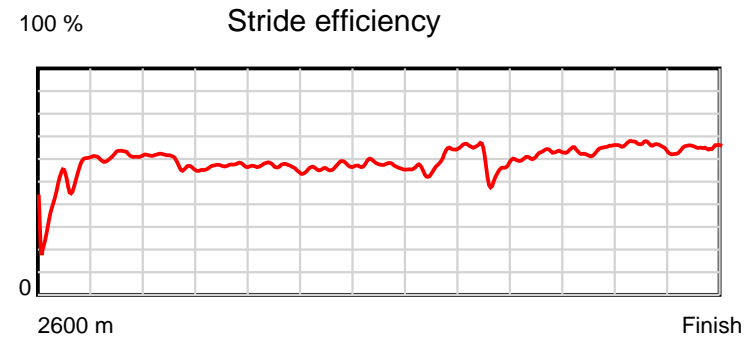
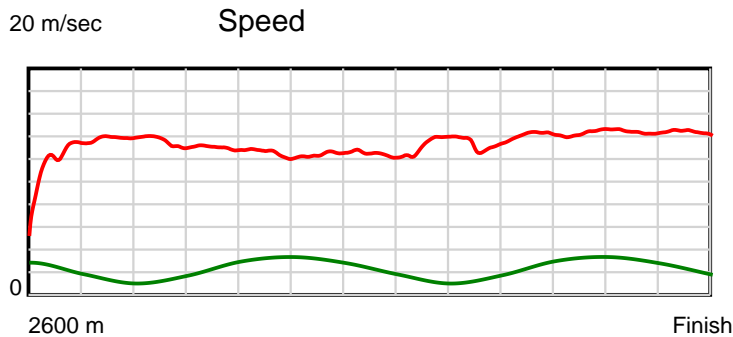
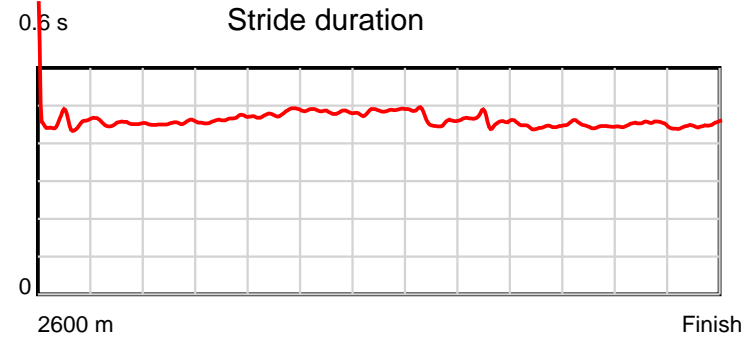
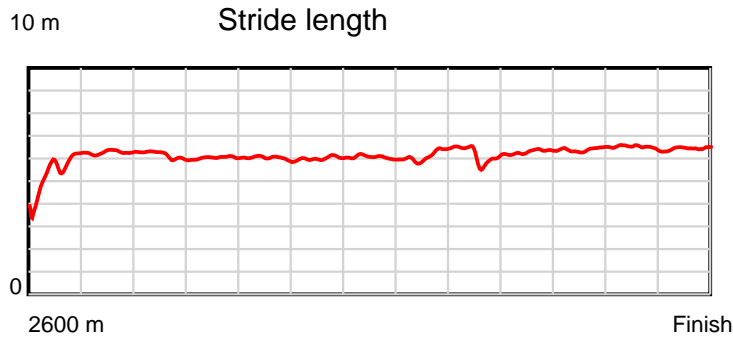
Disclaimer.

HRNZ and NZMTC and Thoroughbred Ratings Pty Ltd accepts no responsibility for the completeness or accuracy of any of the information contained herein, and makes no representations about its suitability for any particular purpose. Users should make their own judgements about those matters and/or seek independent advice. You assume all risks associated with use of the data provided on this page.

Race Results

July 10, 2022, Race 7, STORER MOTORS HANDICAP PACE, Distance 2600m, Addington - Survey 3200m

Result	TAB no.	Horse (Barrier)	2200m to	2000m to	1800m to	1600m to	1400m to	1200m to	1000m to	800m to	600m to	400m to	200m to	Total or	Margin
6th	14	Hazer (7)	2000m	1800m	1600m	1400m	1200m	1000m	800m	600m	400m	200m	WP	Average	
		Position in running (margin)	9(16.6)	8(15.3)	8(13.0)	8(9.6)	9(9.5)	10(8.9)	11(11.5)	13(11.4)	10(7.8)	9(5.5)	7(7.5)		5.00
		Sectional time (s)	14.76	15.30	15.97	16.20	15.94	15.17	15.10	14.06	14.20	14.10	13.91		
		Cumulative time (s)	164.71	149.95	134.65	118.68	102.48	86.54	71.37	56.27	42.21	28.01	13.91	3:17.62	
		Speed (m/s)	13.55	13.07	12.52	12.35	12.55	13.18	13.25	14.22	14.08	14.18	14.38	13.16	
		Stride length (m)	6.14	6.06	6.01	5.98	6.10	6.12	6.12	6.33	6.31	6.39	6.45	6.12	
		Stride duration (s)	0.453	0.463	0.480	0.484	0.486	0.464	0.462	0.445	0.448	0.451	0.449	0.465	
		Stride efficiency (%)	59.00	57.31	56.50	55.90	58.20	58.57	58.58	62.54	62.19	63.89	65.00	58.60	
		Stride count	32.55	33.02	33.26	33.44	32.77	32.67	32.67	31.61	31.70	31.28	31.01	424.58	



Note: Horizontal distance axis grid lines are 200m furlongs.

Disclaimer.

HRNZ and NZMTC and Thoroughbred Ratings Pty Ltd accepts no responsibility for the completeness or accuracy of any of the information contained herein, and makes no representations about its suitability for any particular purpose. Users should make their own judgements about those matters and/or seek independent advice. You assume all risks associated with use of the data provided on this page.



Race Results



July 10, 2022, Race 7, STORER MOTORS HANDICAP PACE, Distance 2600m, Addington - Survey 3200m

Result	TAB no.	Horse (Barrier)	2600 to	2400m to
7th	2	Olive Cook (2)	2400m	2200m
		Position in running (margin)	-	4(6.7)
		Sectional time (s)	17.38	14.36
		Cumulative time (s)	197.68	180.30
		Speed (m/s)	11.51	13.93
		Stride length (m)	5.69	6.35
		Stride duration (s)	0.471	0.456
		Stride efficiency (%)	50.56	62.95
		Stride count	35.16	31.51

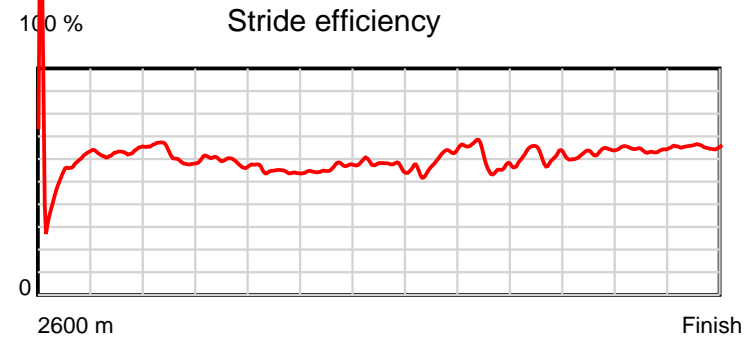
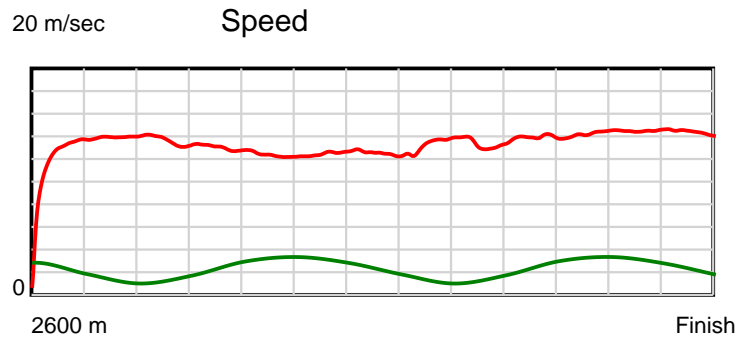
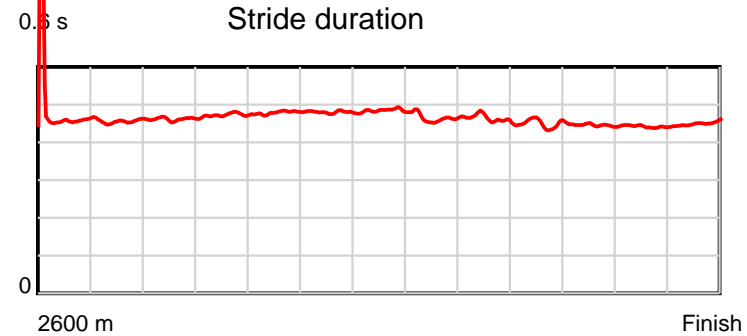
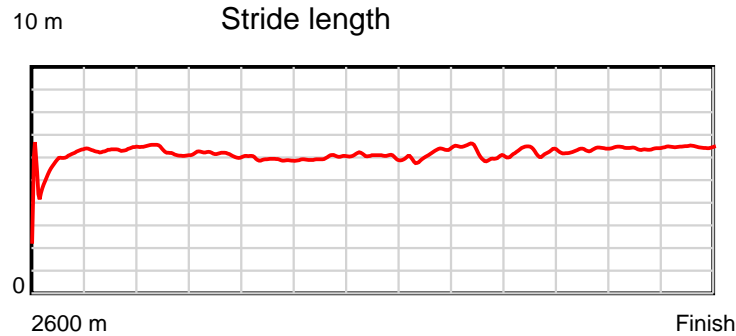
Disclaimer.

HRNZ and NZMTC and Thoroughbred Ratings Pty Ltd accepts no responsibility for the completeness or accuracy of any of the information contained herein, and makes no representations about its suitability for any particular purpose. Users should make their own judgements about those matters and/or seek independent advice. You assume all risks associated with use of the data provided on this page.

Race Results

July 10, 2022, Race 7, STORER MOTORS HANDICAP PACE, Distance 2600m, Addington - Survey 3200m

Result	TAB no.	Horse (Barrier)	2200m to	2000m to	1800m to	1600m to	1400m to	1200m to	1000m to	800m to	600m to	400m to	200m to	Total or	Margin
7th	2	Olive Cook (2)	2000m	1800m	1600m	1400m	1200m	1000m	800m	600m	400m	200m	WP	Average	
		Position in running (margin)	4(8.8)	4(8.4)	4(6.9)	4(6.0)	4(5.3)	6(5.2)	7(7.5)	8(7.7)	8(5.9)	10(5.6)	8(7.8)		5.40
		Sectional time (s)	14.91	15.42	16.39	16.09	16.03	15.13	15.14	14.37	14.52	14.13	13.81		
		Cumulative time (s)	165.94	151.03	135.61	119.22	103.13	87.10	71.97	56.83	42.46	27.94	13.81	3:17.68	
		Speed (m/s)	13.41	12.97	12.20	12.43	12.48	13.22	13.21	13.92	13.77	14.15	14.48	13.15	
		Stride length (m)	6.19	6.13	5.84	5.97	6.04	6.15	6.12	6.26	6.13	6.26	6.54	6.12	
		Stride duration (s)	0.462	0.473	0.479	0.480	0.484	0.465	0.463	0.450	0.445	0.442	0.452	0.465	
		Stride efficiency (%)	59.86	58.78	53.26	55.64	57.09	59.03	58.53	61.26	58.79	61.17	66.88	58.54	
		Stride count	32.32	32.61	34.26	33.52	33.09	32.54	32.68	31.94	32.61	31.97	30.57	424.78	



Note: Horizontal distance axis grid lines are 200m furlongs.

Disclaimer.

HRNZ and NZMTC and Thoroughbred Ratings Pty Ltd accepts no responsibility for the completeness or accuracy of any of the information contained herein, and makes no representations about its suitability for any particular purpose. Users should make their own judgements about those matters and/or seek independent advice. You assume all risks associated with use of the data provided on this page.



Race Results



July 10, 2022, Race 7, STORER MOTORS HANDICAP PACE, Distance 2600m, Addington - Survey 3200m

Result	TAB no.	Horse (Barrier)	2600 to	2400m to
8th	12	Kowhai Shadow (3)	2400m	2200m
		Position in running (margin)	-	5(8.6)
		Sectional time (s)	17.59	14.42
		Cumulative time (s)	197.73	180.14
		Speed (m/s)	11.37	13.87
		Stride length (m)	5.36	6.05
		Stride duration (s)	0.429	0.436
		Stride efficiency (%)	44.93	57.21
		Stride count	37.30	33.05

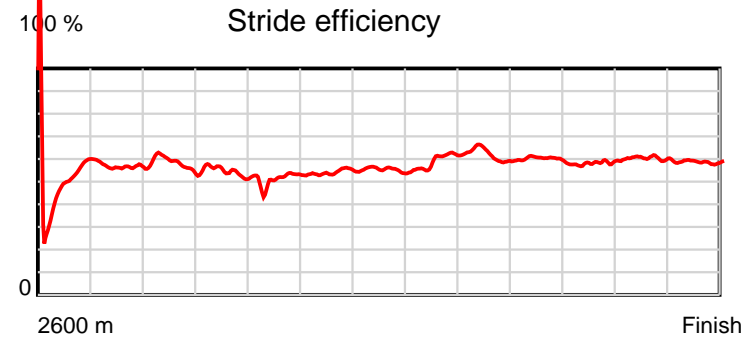
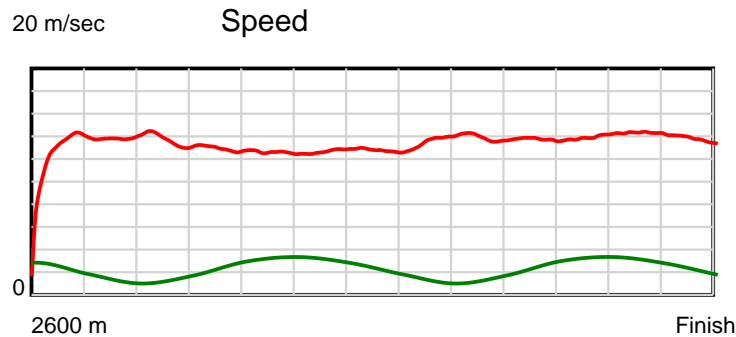
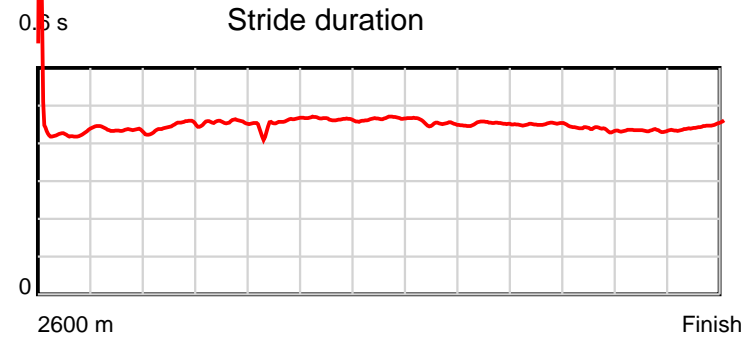
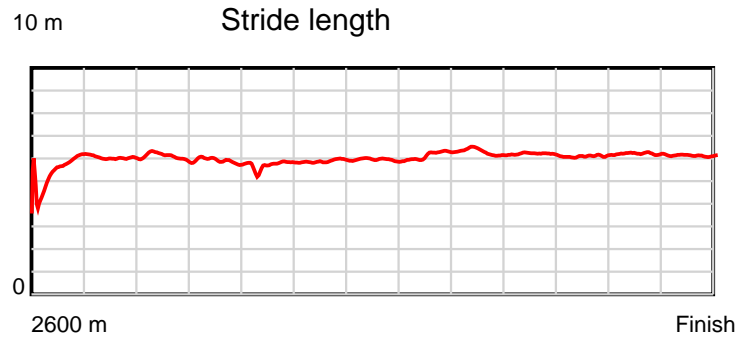
Disclaimer.

HRNZ and NZMTC and Thoroughbred Ratings Pty Ltd accepts no responsibility for the completeness or accuracy of any of the information contained herein, and makes no representations about its suitability for any particular purpose. Users should make their own judgements about those matters and/or seek independent advice. You assume all risks associated with use of the data provided on this page.

Race Results

July 10, 2022, Race 7, STORER MOTORS HANDICAP PACE, Distance 2600m, Addington - Survey 3200m

Result	TAB no.	Horse (Barrier)	2200m to	2000m to	1800m to	1600m to	1400m to	1200m to	1000m to	800m to	600m to	400m to	200m to	Total or	Margin
8th	12	Kowhai Shadow (3)	2000m	1800m	1600m	1400m	1200m	1000m	800m	600m	400m	200m	WP	Average	
		Position in running (margin)	5(11.1)	5(11.0)	5(9.7)	5(7.2)	5(5.5)	3(3.4)	4(5.0)	3(2.2)	3(1.8)	3(1.6)	3(3.9)		5.70
		Sectional time (s)	14.96	15.45	16.13	15.94	15.68	15.01	14.65	14.60	14.54	14.15	14.61		
		Cumulative time (s)	165.72	150.76	135.31	119.18	103.24	87.56	72.55	57.90	43.30	28.76	14.61	3:17.73	
		Speed (m/s)	13.37	12.94	12.40	12.55	12.76	13.32	13.65	13.70	13.76	14.13	13.69	13.15	
		Stride length (m)	5.94	5.90	5.60	5.83	5.93	6.06	6.18	6.18	6.02	6.13	6.11	5.94	
		Stride duration (s)	0.445	0.456	0.452	0.465	0.465	0.454	0.453	0.451	0.438	0.434	0.446	0.452	
		Stride efficiency (%)	55.22	54.43	49.00	53.09	55.03	57.30	59.66	59.65	56.68	58.81	58.26	55.08	
		Stride count	33.64	33.89	35.72	34.31	33.70	33.03	32.37	32.37	33.21	32.60	32.75	437.94	



Note: Horizontal distance axis grid lines are 200m furlongs.

Disclaimer.

HRNZ and NZMTC and Thoroughbred Ratings Pty Ltd accepts no responsibility for the completeness or accuracy of any of the information contained herein, and makes no representations about its suitability for any particular purpose. Users should make their own judgements about those matters and/or seek independent advice. You assume all risks associated with use of the data provided on this page.



Race Results



July 10, 2022, Race 7, STORER MOTORS HANDICAP PACE, Distance 2600m, Addington - Survey 3200m

Result	TAB no.	Horse (Barrier)	2600 to	2400m to
9th	8	Harrison (12)	2400m	2200m
		Position in running (margin)	-	13(18.7)
		Sectional time (s)	18.90	15.47
		Cumulative time (s)	197.91	179.01
		Speed (m/s)	10.58	12.93
		Stride length (m)	5.35	6.46
		Stride duration (s)	0.485	0.500
		Stride efficiency (%)	44.74	65.15
		Stride count	37.38	30.97

Disclaimer.

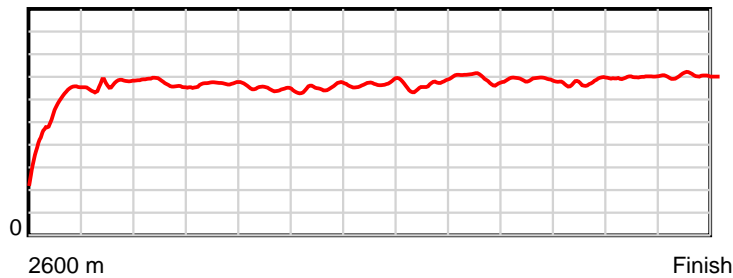
HRNZ and NZMTC and Thoroughbred Ratings Pty Ltd accepts no responsibility for the completeness or accuracy of any of the information contained herein, and makes no representations about its suitability for any particular purpose. Users should make their own judgements about those matters and/or seek independent advice. You assume all risks associated with use of the data provided on this page.

Race Results

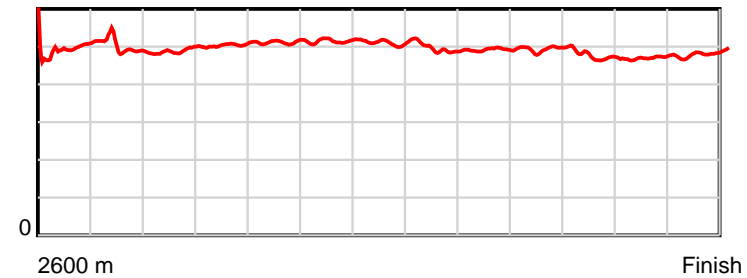
July 10, 2022, Race 7, STORER MOTORS HANDICAP PACE, Distance 2600m, Addington - Survey 3200m

Result	TAB no.	Horse (Barrier)	2200m to	2000m to	1800m to	1600m to	1400m to	1200m to	1000m to	800m to	600m to	400m to	200m to	Total or	Margin
9th	8	Harrison (12)	2000m	1800m	1600m	1400m	1200m	1000m	800m	600m	400m	200m	WP	Average	
		Position in running (margin)	13(27.6)	13(24.8)	13(20.9)	14(19.3)	14(18.9)	14(13.6)	14(15.2)	12(11.2)	13(9.9)	14(9.7)	13(11.1)		6.60
		Sectional time (s)	14.52	15.03	16.27	16.15	15.14	15.02	14.44	14.45	14.55	14.00	13.97		
		Cumulative time (s)	163.54	149.02	133.99	117.72	101.57	86.43	71.41	56.97	42.52	27.97	13.97	3:17.91	
		Speed (m/s)	13.77	13.31	12.29	12.38	13.21	13.32	13.85	13.84	13.75	14.29	14.32	13.14	
		Stride length (m)	6.73	6.70	6.29	6.37	6.75	6.60	6.82	6.85	6.51	6.72	6.92	6.52	
		Stride duration (s)	0.489	0.503	0.512	0.514	0.511	0.496	0.492	0.495	0.474	0.470	0.483	0.496	
		Stride efficiency (%)	70.80	70.12	61.84	63.41	71.11	68.01	72.63	73.27	66.20	70.48	74.87	66.34	
		Stride count	29.71	29.86	31.79	31.40	29.65	30.32	29.34	29.21	30.73	29.78	28.89	399.03	

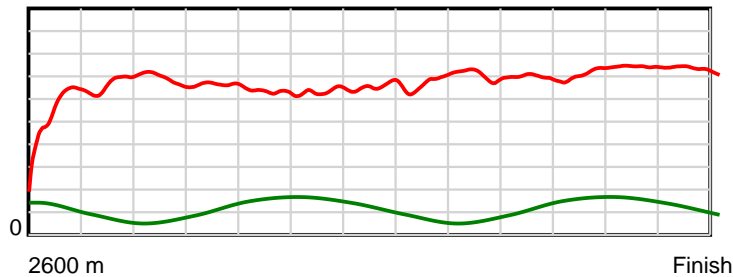
10 m Stride length



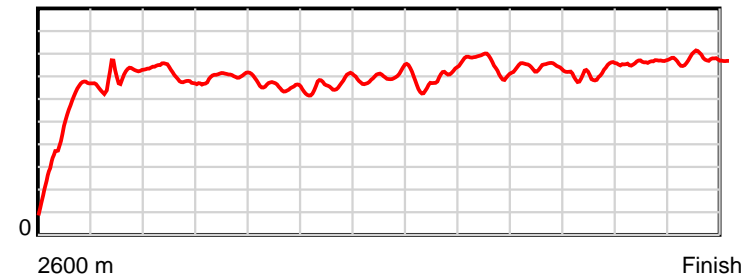
0.6 s Stride duration



20 m/sec Speed



100 % Stride efficiency



Note: Horizontal distance axis grid lines are 200m furlongs.

Disclaimer.

HRNZ and NZMTC and Thoroughbred Ratings Pty Ltd accepts no responsibility for the completeness or accuracy of any of the information contained herein, and makes no representations about its suitability for any particular purpose. Users should make their own judgements about those matters and/or seek independent advice. You assume all risks associated with use of the data provided on this page.



Race Results



July 10, 2022, Race 7, STORER MOTORS HANDICAP PACE, Distance 2600m, Addington - Survey 3200m

Result	TAB no.	Horse (Barrier)	2600 to	2400m to
10th	4	Frank Burns (6)	2400m	2200m
		Position in running (margin)	-	14(20.8)
		Sectional time (s)	19.50	15.31
		Cumulative time (s)	198.05	178.55
		Speed (m/s)	10.26	13.06
		Stride length (m)	4.59	6.05
		Stride duration (s)	0.434	0.463
		Stride efficiency (%)	32.97	57.14
		Stride count	43.54	33.07

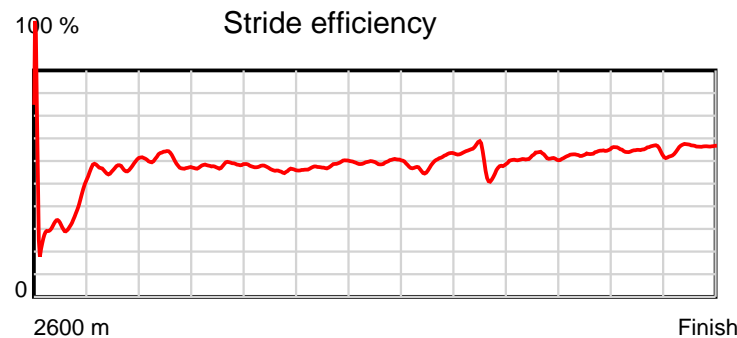
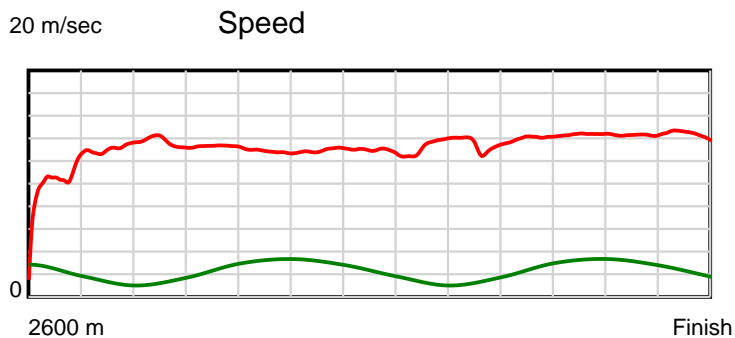
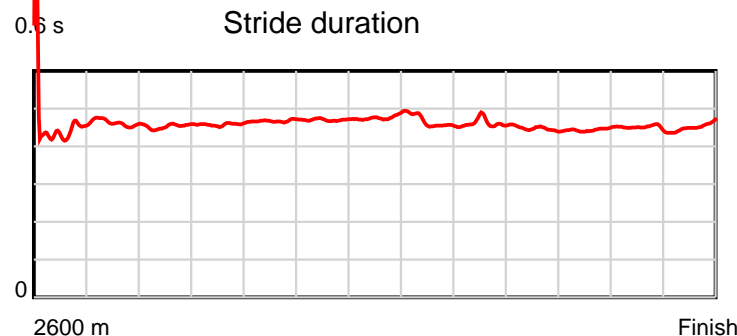
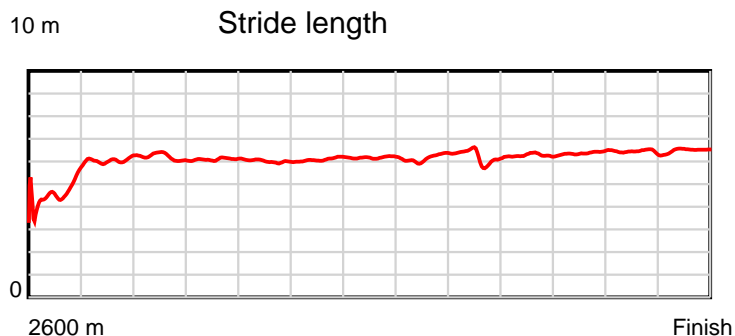
Disclaimer.

HRNZ and NZMTC and Thoroughbred Ratings Pty Ltd accepts no responsibility for the completeness or accuracy of any of the information contained herein, and makes no representations about its suitability for any particular purpose. Users should make their own judgements about those matters and/or seek independent advice. You assume all risks associated with use of the data provided on this page.

Race Results

July 10, 2022, Race 7, STORER MOTORS HANDICAP PACE, Distance 2600m, Addington - Survey 3200m

Result	TAB no.	Horse (Barrier)	2200m to	2000m to	1800m to	1600m to	1400m to	1200m to	1000m to	800m to	600m to	400m to	200m to	Total or	Margin
10th	4	Frank Burns (6)	2000m	1800m	1600m	1400m	1200m	1000m	800m	600m	400m	200m	WP	Average	
		Position in running (margin)	14(28.7)	14(27.4)	14(23.4)	13(18.5)	12(14.8)	12(11.4)	13(13.8)	14(13.0)	14(10.9)	11(7.8)	11(10.0)		7.40
		Sectional time (s)	14.77	15.02	15.71	15.59	15.48	15.15	14.98	14.31	14.07	14.13	14.03		
		Cumulative time (s)	163.24	148.47	133.45	117.74	102.15	86.67	71.52	56.54	42.23	28.16	14.03	3:18.05	
		Speed (m/s)	13.54	13.32	12.73	12.83	12.92	13.20	13.35	13.98	14.21	14.15	14.26	13.13	
		Stride length (m)	6.13	6.10	5.95	6.03	6.16	6.15	6.16	6.24	6.31	6.37	6.45	6.01	
		Stride duration (s)	0.453	0.458	0.467	0.470	0.477	0.466	0.462	0.447	0.444	0.450	0.453	0.458	
		Stride efficiency (%)	58.78	58.08	55.28	56.91	59.29	59.08	59.38	60.92	62.28	63.36	65.10	56.51	
		Stride count	32.61	32.81	33.63	33.14	32.47	32.53	32.45	32.03	31.68	31.41	30.99	432.36	



Note: Horizontal distance axis grid lines are 200m furlongs.

Disclaimer.

HRNZ and NZMTC and Thoroughbred Ratings Pty Ltd accepts no responsibility for the completeness or accuracy of any of the information contained herein, and makes no representations about its suitability for any particular purpose. Users should make their own judgements about those matters and/or seek independent advice. You assume all risks associated with use of the data provided on this page.



Race Results



July 10, 2022, Race 7, STORER MOTORS HANDICAP PACE, Distance 2600m, Addington - Survey 3200m

Result	TAB no.	Horse (Barrier)	2600 to	2400m to
11th	1	Nikol Franco (1)	2400m	2200m
		Position in running (margin)	-	1(0.0)
		Sectional time (s)	16.07	14.06
		Cumulative time (s)	198.30	182.23
		Speed (m/s)	12.44	14.22
		Stride length (m)	5.44	6.45
		Stride duration (s)	0.430	0.454
		Stride efficiency (%)	46.19	65.05
		Stride count	36.79	31.00

Disclaimer.

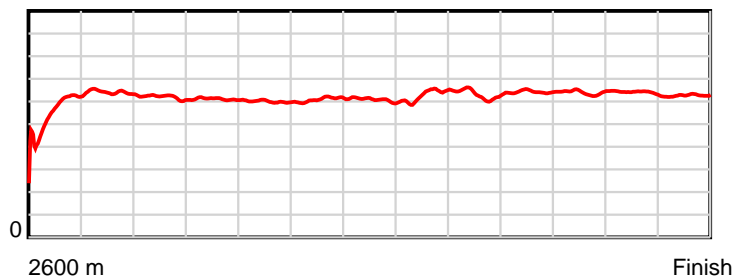
HRNZ and NZMTC and Thoroughbred Ratings Pty Ltd accepts no responsibility for the completeness or accuracy of any of the information contained herein, and makes no representations about its suitability for any particular purpose. Users should make their own judgements about those matters and/or seek independent advice. You assume all risks associated with use of the data provided on this page.

Race Results

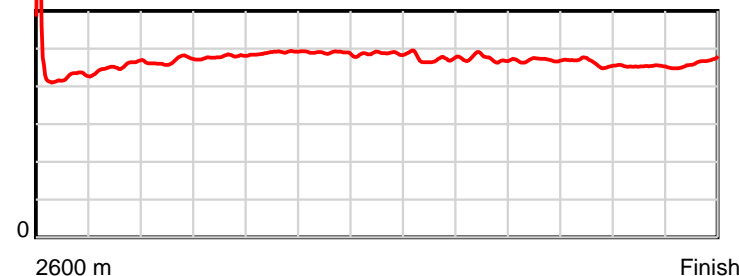
July 10, 2022, Race 7, STORER MOTORS HANDICAP PACE, Distance 2600m, Addington - Survey 3200m

Result	TAB no.	Horse (Barrier)	2200m to	2000m to	1800m to	1600m to	1400m to	1200m to	1000m to	800m to	600m to	400m to	200m to	Total or	Margin
11th	1	Nikol Franco (1)	2000m	1800m	1600m	1400m	1200m	1000m	800m	600m	400m	200m	WP	Average	
		Position in running (margin)	2(0.4)	2(1.9)	2(2.1)	2(1.9)	2(1.8)	2(1.6)	3(4.1)	5(3.6)	5(3.7)	6(3.6)	6(6.4)		8.80
		Sectional time (s)	15.24	15.70	16.51	16.19	16.01	15.16	15.03	14.68	14.56	14.24	14.85		
		Cumulative time (s)	168.17	152.93	137.23	120.72	104.53	88.52	73.36	58.33	43.65	29.09	14.85	3:18.30	
		Speed (m/s)	13.12	12.74	12.11	12.35	12.49	13.19	13.31	13.62	13.74	14.04	13.47	13.11	
		Stride length (m)	6.13	6.10	5.93	6.04	6.08	6.26	6.30	6.40	6.35	6.37	6.24	6.15	
		Stride duration (s)	0.467	0.479	0.490	0.489	0.487	0.474	0.473	0.470	0.462	0.453	0.463	0.469	
		Stride efficiency (%)	58.71	58.06	55.04	57.03	57.80	61.18	61.95	63.91	63.00	63.36	60.84	59.07	
		Stride count	32.63	32.81	33.70	33.11	32.88	31.96	31.76	31.27	31.50	31.41	32.05	422.87	

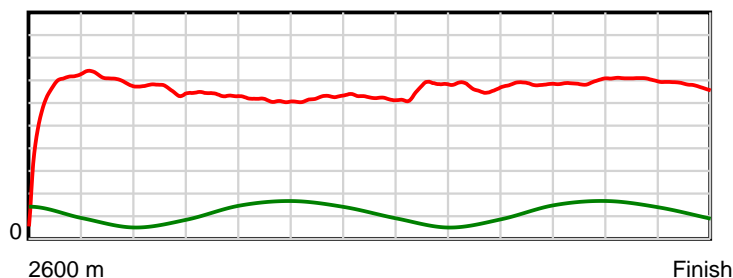
10 m Stride length



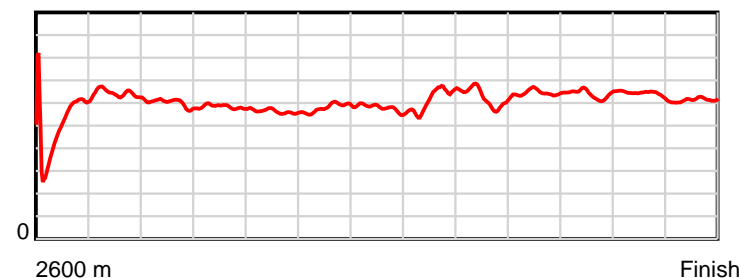
0.5 s Stride duration



20 m/sec Speed



100 % Stride efficiency



Note: Horizontal distance axis grid lines are 200m furlongs.

Disclaimer.

HRNZ and NZMTC and Thoroughbred Ratings Pty Ltd accepts no responsibility for the completeness or accuracy of any of the information contained herein, and makes no representations about its suitability for any particular purpose. Users should make their own judgements about those matters and/or seek independent advice. You assume all risks associated with use of the data provided on this page.



Race Results



July 10, 2022, Race 7, STORER MOTORS HANDICAP PACE, Distance 2600m, Addington - Survey 3200m

Result	TAB no.	Horse (Barrier)	2600 to	2400m to
12th	9	Rake (13)	2400m	2200m
		Position in running (margin)	-	12(17.4)
		Sectional time (s)	18.94	15.14
		Cumulative time (s)	198.38	179.44
		Speed (m/s)	10.56	13.21
		Stride length (m)	5.11	5.67
		Stride duration (s)	0.465	0.429
		Stride efficiency (%)	40.83	50.28
		Stride count	39.13	35.26

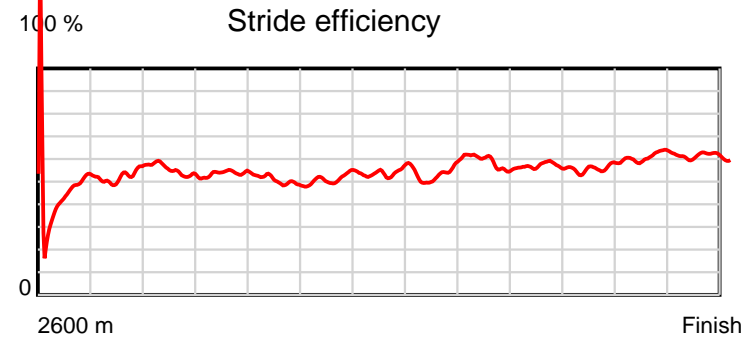
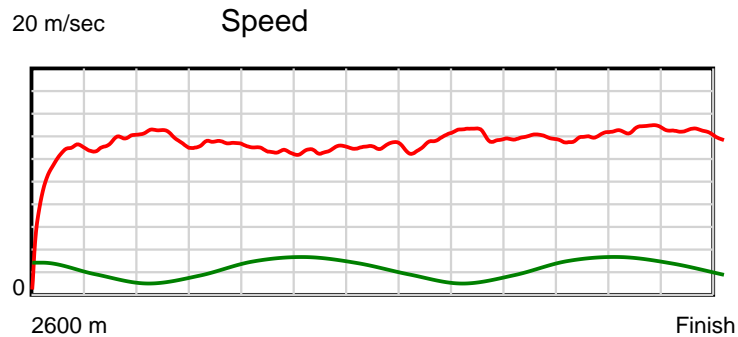
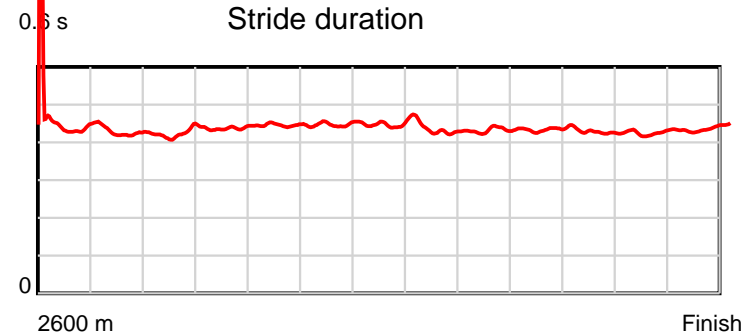
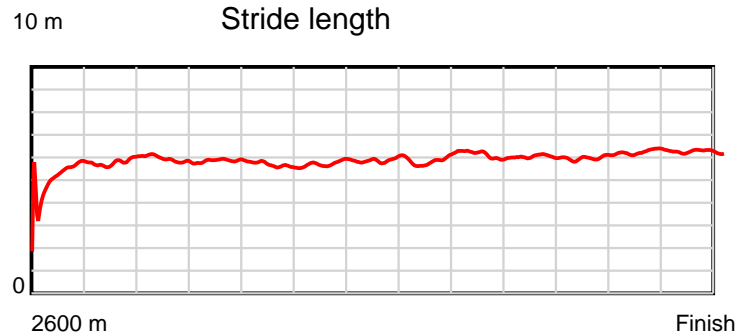
Disclaimer.

HRNZ and NZMTC and Thoroughbred Ratings Pty Ltd accepts no responsibility for the completeness or accuracy of any of the information contained herein, and makes no representations about its suitability for any particular purpose. Users should make their own judgements about those matters and/or seek independent advice. You assume all risks associated with use of the data provided on this page.

Race Results

July 10, 2022, Race 7, STORER MOTORS HANDICAP PACE, Distance 2600m, Addington - Survey 3200m

Result	TAB no.	Horse (Barrier)	2200m to	2000m to	1800m to	1600m to	1400m to	1200m to	1000m to	800m to	600m to	400m to	200m to	Total or	Margin
12th	9	Rake (13)	2000m	1800m	1600m	1400m	1200m	1000m	800m	600m	400m	200m	WP	Average	
		Position in running (margin)	12(24.3)	12(22.5)	12(18.5)	12(16.6)	13(16.3)	13(12.1)	12(13.1)	10(9.3)	12(8.1)	15(10.5)	14(12.5)		9.30
		Sectional time (s)	14.68	15.01	16.22	16.17	15.33	14.92	14.47	14.47	14.97	14.11	13.95		
		Cumulative time (s)	164.30	149.62	134.61	118.39	102.22	86.89	71.97	57.50	43.03	28.06	13.95	3:18.38	
		Speed (m/s)	13.62	13.32	12.33	12.37	13.05	13.40	13.82	13.82	13.36	14.17	14.34	13.11	
		Stride length (m)	5.78	5.83	5.50	5.54	5.86	5.82	5.98	6.01	5.71	6.05	6.28	5.76	
		Stride duration (s)	0.424	0.438	0.446	0.448	0.449	0.434	0.433	0.435	0.427	0.427	0.438	0.440	
		Stride efficiency (%)	52.23	53.14	47.22	47.98	53.58	52.85	55.91	56.41	50.91	57.15	61.62	51.93	
		Stride count	34.60	34.30	36.38	36.09	34.16	34.39	33.44	33.29	35.04	33.07	31.85	451.00	



Note: Horizontal distance axis grid lines are 200m furlongs.

Disclaimer.

HRNZ and NZMTC and Thoroughbred Ratings Pty Ltd accepts no responsibility for the completeness or accuracy of any of the information contained herein, and makes no representations about its suitability for any particular purpose. Users should make their own judgements about those matters and/or seek independent advice. You assume all risks associated with use of the data provided on this page.



Race Results



July 10, 2022, Race 7, STORER MOTORS HANDICAP PACE, Distance 2600m, Addington - Survey 3200m

Result	TAB no.	Horse (Barrier)	2600 to	2400m to
13th	16	Celebrating (0)	2400m	2200m
		Position in running (margin)	-	15(21.2)
		Sectional time (s)	19.47	15.51
		Cumulative time (s)	198.47	179.00
		Speed (m/s)	10.27	12.89
		Stride length (m)	5.32	5.67
		Stride duration (s)	0.452	0.440
		Stride efficiency (%)	44.28	50.24
		Stride count	37.57	35.27

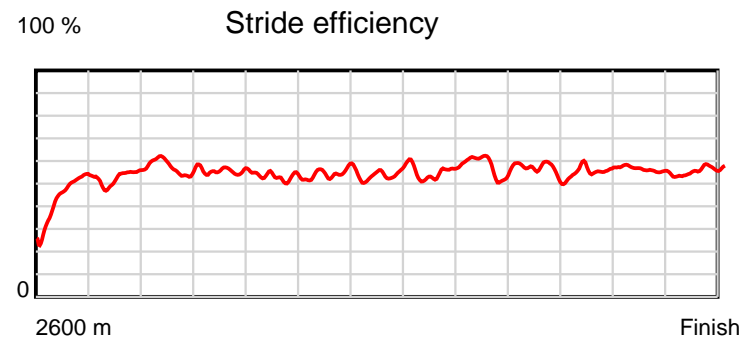
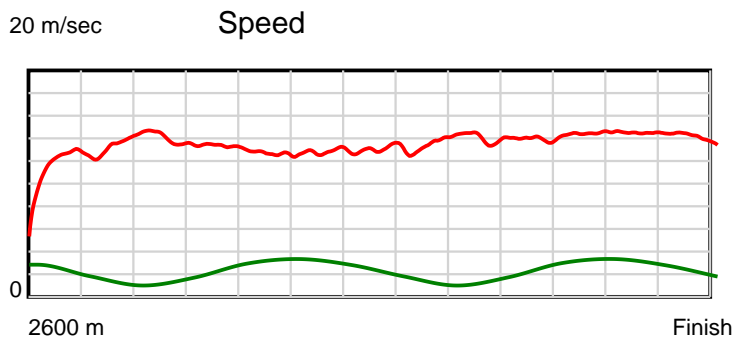
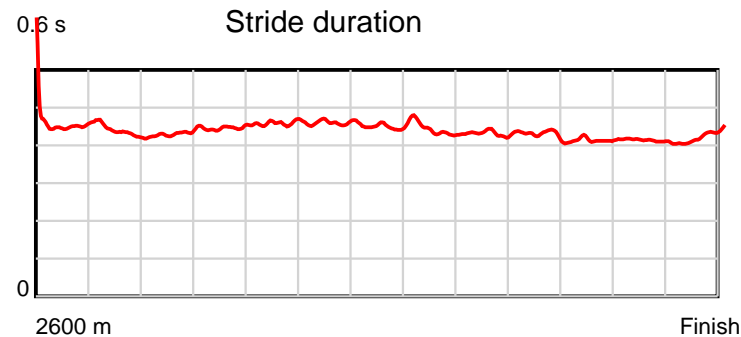
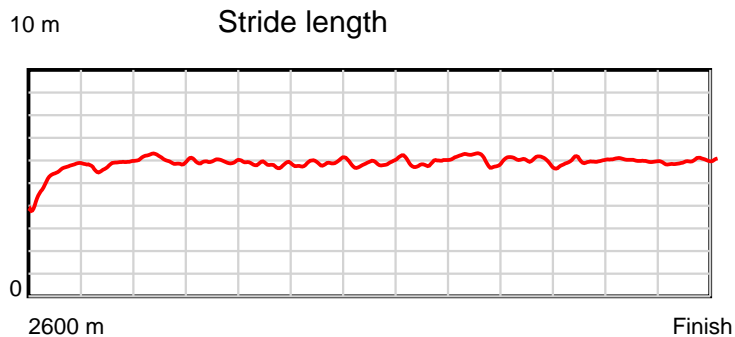
Disclaimer.

HRNZ and NZMTC and Thoroughbred Ratings Pty Ltd accepts no responsibility for the completeness or accuracy of any of the information contained herein, and makes no representations about its suitability for any particular purpose. Users should make their own judgements about those matters and/or seek independent advice. You assume all risks associated with use of the data provided on this page.

Race Results

July 10, 2022, Race 7, STORER MOTORS HANDICAP PACE, Distance 2600m, Addington - Survey 3200m

Result	TAB no.	Horse (Barrier)	2200m to	2000m to	1800m to	1600m to	1400m to	1200m to	1000m to	800m to	600m to	400m to	200m to	Total or	Margin
13th	16	Celebrating (0)	2000m	1800m	1600m	1400m	1200m	1000m	800m	600m	400m	200m	WP	Average	
		Position in running (margin)	15(30.3)	15(27.6)	15(23.7)	15(21.1)	15(19.7)	15(14.8)	15(17.2)	15(14.1)	15(11.8)	12(8.4)	12(10.3)		9.80
		Sectional time (s)	14.54	15.02	16.11	15.98	15.22	15.15	14.59	14.28	14.02	14.08	14.50		
		Cumulative time (s)	163.49	148.95	133.93	117.82	101.84	86.62	71.47	56.88	42.60	28.58	14.50	3:18.47	
		Speed (m/s)	13.76	13.32	12.41	12.52	13.14	13.20	13.71	14.01	14.27	14.20	13.79	13.10	
		Stride length (m)	5.92	5.94	5.71	5.76	5.93	5.82	5.93	5.98	5.91	5.86	5.89	5.81	
		Stride duration (s)	0.431	0.446	0.460	0.460	0.451	0.441	0.433	0.427	0.414	0.412	0.427	0.444	
		Stride efficiency (%)	54.85	55.14	50.90	51.85	54.90	52.95	54.90	55.83	54.61	53.59	54.30	52.81	
		Stride count	33.76	33.67	35.04	34.72	33.74	34.36	33.74	33.46	33.83	34.15	33.93	447.24	



Note: Horizontal distance axis grid lines are 200m furlongs.

Disclaimer.

HRNZ and NZMTC and Thoroughbred Ratings Pty Ltd accepts no responsibility for the completeness or accuracy of any of the information contained herein, and makes no representations about its suitability for any particular purpose. Users should make their own judgements about those matters and/or seek independent advice. You assume all risks associated with use of the data provided on this page.



Race Results



July 10, 2022, Race 7, STORER MOTORS HANDICAP PACE, Distance 2600m, Addington - Survey 3200m

Result	TAB no.	Horse (Barrier)	2600 to	2400m to
14th	7	Shards Fury (11)	2400m	2200m
		Position in running (margin)	-	11(17.0)
		Sectional time (s)	18.91	14.87
		Cumulative time (s)	198.97	180.06
		Speed (m/s)	10.58	13.45
		Stride length (m)	5.05	5.92
		Stride duration (s)	0.450	0.440
		Stride efficiency (%)	39.88	54.68
		Stride count	39.59	33.81

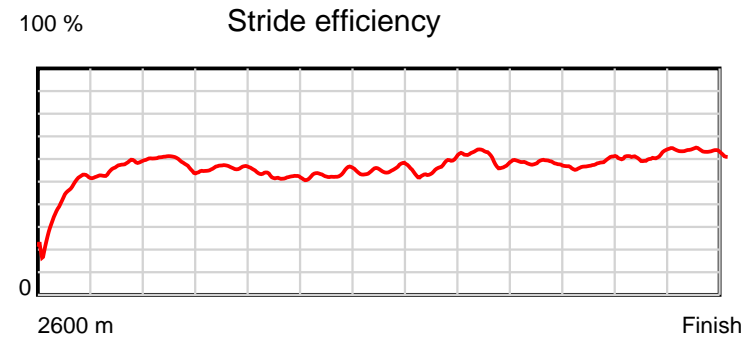
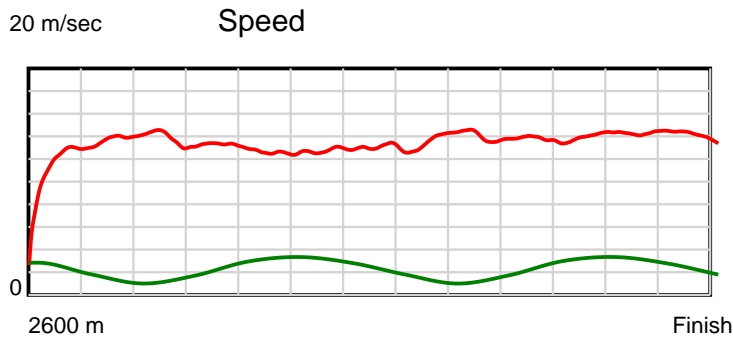
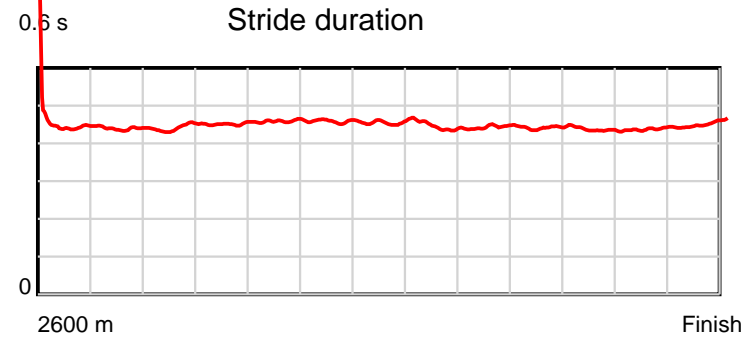
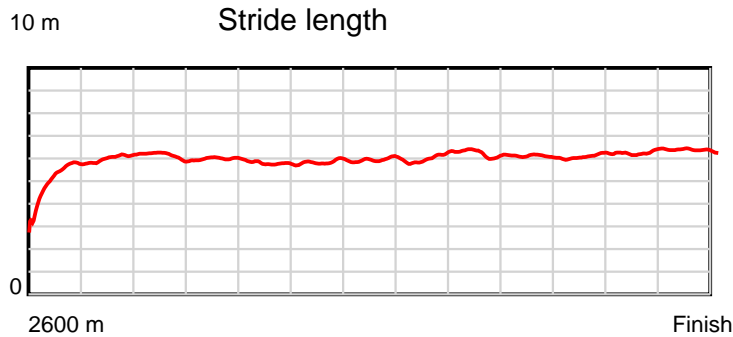
Disclaimer.

HRNZ and NZMTC and Thoroughbred Ratings Pty Ltd accepts no responsibility for the completeness or accuracy of any of the information contained herein, and makes no representations about its suitability for any particular purpose. Users should make their own judgements about those matters and/or seek independent advice. You assume all risks associated with use of the data provided on this page.

Race Results

July 10, 2022, Race 7, STORER MOTORS HANDICAP PACE, Distance 2600m, Addington - Survey 3200m

Result	TAB no.	Horse (Barrier)	2200m to	2000m to	1800m to	1600m to	1400m to	1200m to	1000m to	800m to	600m to	400m to	200m to	Total or	Margin
14th	7	Shards Fury (11)	2000m	1800m	1600m	1400m	1200m	1000m	800m	600m	400m	200m	WP	Average	
		Position in running (margin)	11(22.2)	11(21.3)	11(17.6)	11(15.4)	11(13.4)	11(9.3)	10(11.0)	9(8.6)	11(7.9)	13(9.2)	15(12.9)		12.60
		Sectional time (s)	14.83	15.06	16.17	15.88	15.35	15.03	14.71	14.56	14.80	14.38	14.42		
		Cumulative time (s)	165.19	150.36	135.30	119.13	103.25	87.90	72.87	58.16	43.60	28.80	14.42	3:18.97	
		Speed (m/s)	13.49	13.28	12.37	12.59	13.03	13.31	13.60	13.74	13.51	13.91	13.87	13.07	
		Stride length (m)	5.96	5.99	5.68	5.78	5.94	5.93	6.03	6.07	5.89	6.10	6.30	5.88	
		Stride duration (s)	0.442	0.451	0.459	0.459	0.456	0.445	0.444	0.442	0.436	0.438	0.454	0.450	
		Stride efficiency (%)	55.56	56.11	50.36	52.17	55.08	54.92	56.89	57.61	54.29	58.09	61.98	54.03	
		Stride count	33.54	33.38	35.23	34.61	33.69	33.74	33.15	32.94	33.93	32.80	31.76	442.17	



Note: Horizontal distance axis grid lines are 200m furlongs.

Disclaimer.

HRNZ and NZMTC and Thoroughbred Ratings Pty Ltd accepts no responsibility for the completeness or accuracy of any of the information contained herein, and makes no representations about its suitability for any particular purpose. Users should make their own judgements about those matters and/or seek independent advice. You assume all risks associated with use of the data provided on this page.



Race Results



July 10, 2022, Race 7, STORER MOTORS HANDICAP PACE, Distance 2600m, Addington - Survey 3200m

Result	TAB no.	Horse (Barrier)	2600 to	2400m to
15th	6	The Black Shad... (10)	2400m	2200m
		Position in running (margin)	-	8(13.2)
		Sectional time (s)	18.27	14.53
		Cumulative time (s)	199.40	181.13
		Speed (m/s)	10.95	13.76
		Stride length (m)	5.82	6.68
		Stride duration (s)	0.503	0.485
		Stride efficiency (%)	52.99	69.68
		Stride count	34.35	29.95

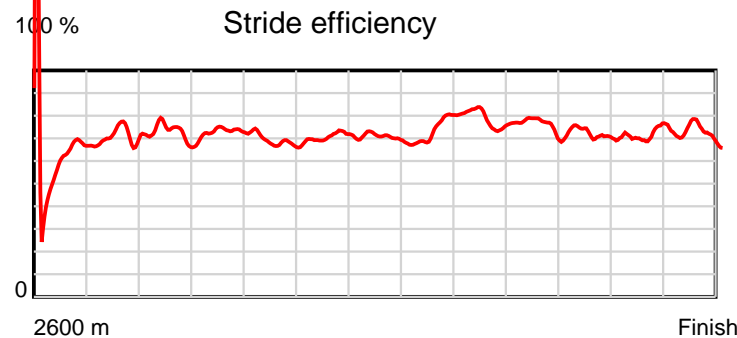
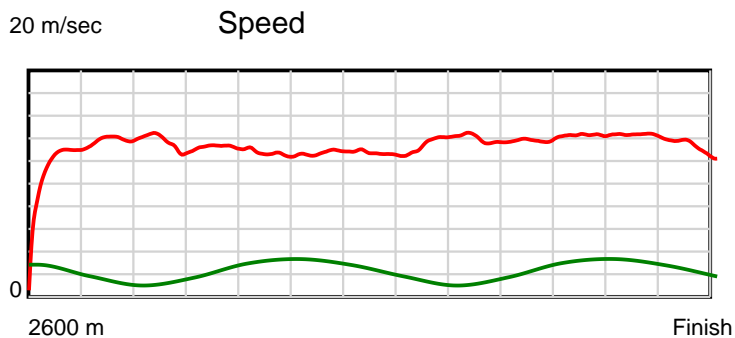
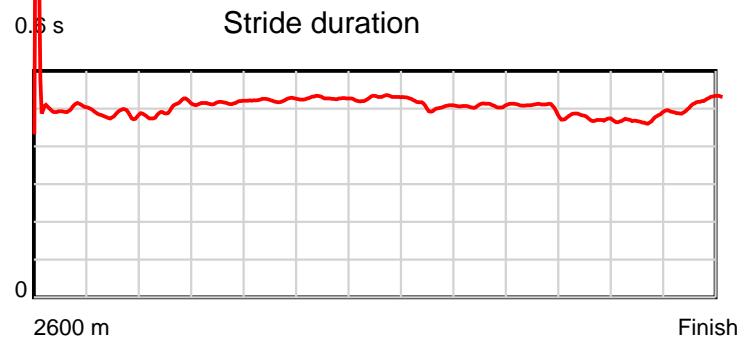
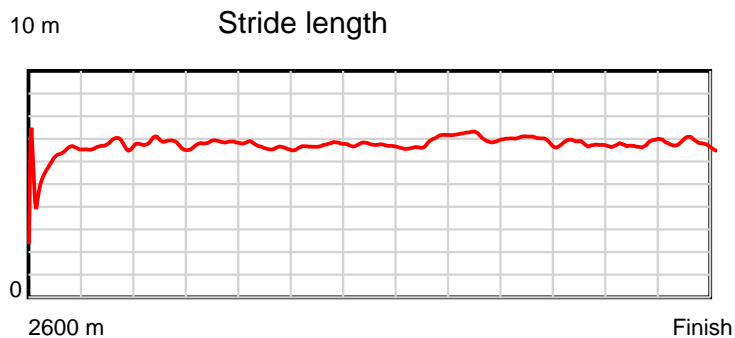
Disclaimer.

HRNZ and NZMTC and Thoroughbred Ratings Pty Ltd accepts no responsibility for the completeness or accuracy of any of the information contained herein, and makes no representations about its suitability for any particular purpose. Users should make their own judgements about those matters and/or seek independent advice. You assume all risks associated with use of the data provided on this page.

Race Results

July 10, 2022, Race 7, STORER MOTORS HANDICAP PACE, Distance 2600m, Addington - Survey 3200m

Result	TAB no.	Horse (Barrier)	2200m to	2000m to	1800m to	1600m to	1400m to	1200m to	1000m to	800m to	600m to	400m to	200m to	Total or	Margin
15th	6	The Black Shad... (10)	2000m	1800m	1600m	1400m	1200m	1000m	800m	600m	400m	200m	WP	Average	
		Position in running (margin)	8(16.4)	9(17.2)	9(13.3)	9(10.6)	8(9.4)	9(7.4)	8(8.4)	7(5.4)	6(4.4)	7(4.5)	10(9.9)		14.90
		Sectional time (s)	15.11	15.03	16.09	16.01	15.69	14.92	14.62	14.49	14.59	14.68	15.37		
		Cumulative time (s)	166.60	151.49	136.46	120.37	104.36	88.67	73.75	59.13	44.64	30.05	15.37	3:19.40	
		Speed (m/s)	13.24	13.31	12.43	12.49	12.75	13.40	13.68	13.80	13.71	13.62	13.01	13.04	
		Stride length (m)	6.60	6.87	6.50	6.59	6.74	6.81	6.95	6.92	6.48	6.48	6.74	6.62	
		Stride duration (s)	0.499	0.516	0.523	0.528	0.529	0.508	0.508	0.501	0.473	0.476	0.518	0.508	
		Stride efficiency (%)	68.17	73.71	66.11	67.86	71.07	72.38	75.49	74.77	65.70	65.65	71.04	68.43	
		Stride count	30.28	29.12	30.75	30.35	29.66	29.39	28.78	28.91	30.84	30.86	29.66	392.90	



Note: Horizontal distance axis grid lines are 200m furlongs.

Disclaimer.

HRNZ and NZMTC and Thoroughbred Ratings Pty Ltd accepts no responsibility for the completeness or accuracy of any of the information contained herein, and makes no representations about its suitability for any particular purpose. Users should make their own judgements about those matters and/or seek independent advice. You assume all risks associated with use of the data provided on this page.



Race Results



July 10, 2022, Race 8, FIRST DIRECT TAXIS MOBILE PACE, Distance 2600m, Addington - Survey 3200m

Result	TAB no.	Horse (Barrier)	2600 to	2400m to
1st	5	Victor Bravo (5)	2400m	2200m
		Position in running (margin)	-	5(5.0)
		Sectional time (s)	14.28	14.81
		Cumulative time (s)	193.92	179.64
		Speed (m/s)	14.00	13.50
		Stride length (m)	5.83	5.65
		Stride duration (s)	0.411	0.419
		Stride efficiency (%)	53.20	49.97
		Stride count	34.28	35.37

Disclaimer.

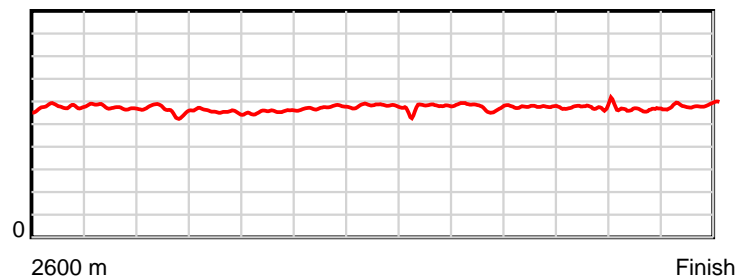
HRNZ and NZMTC and Thoroughbred Ratings Pty Ltd accepts no responsibility for the completeness or accuracy of any of the information contained herein, and makes no representations about its suitability for any particular purpose. Users should make their own judgements about those matters and/or seek independent advice. You assume all risks associated with use of the data provided on this page.

Race Results

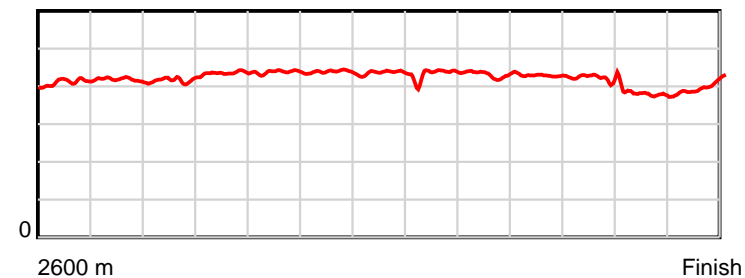
July 10, 2022, Race 8, FIRST DIRECT TAXIS MOBILE PACE, Distance 2600m, Addington - Survey 3200m

Result	TAB no.	Horse (Barrier)	2200m to	2000m to	1800m to	1600m to	1400m to	1200m to	1000m to	800m to	600m to	400m to	200m to	Total or	Margin
1st	5	Victor Bravo (5)	2000m	1800m	1600m	1400m	1200m	1000m	800m	600m	400m	200m	WP	Average	
		Position in running (margin)	5(6.4)	5(5.7)	4(3.9)	4(3.5)	4(3.0)	4(2.7)	4(3.3)	4(3.3)	4(2.8)	4(2.7)	1(0.0)		0.00
		Sectional time (s)	14.91	15.60	15.79	15.44	14.90	15.41	15.30	14.94	14.90	13.84	13.80		
		Cumulative time (s)	164.83	149.92	134.32	118.53	103.09	88.19	72.78	57.48	42.54	27.64	13.80	3:13.92	
		Speed (m/s)	13.41	12.82	12.67	12.95	13.42	12.98	13.07	13.39	13.42	14.45	14.49	13.41	
		Stride length (m)	5.58	5.59	5.55	5.68	5.85	5.61	5.64	5.73	5.61	5.48	5.83	5.66	
		Stride duration (s)	0.416	0.436	0.438	0.438	0.436	0.432	0.432	0.428	0.418	0.379	0.402	0.422	
		Stride efficiency (%)	48.67	48.84	48.14	50.40	53.55	49.15	49.73	51.29	49.26	46.87	53.03	50.10	
		Stride count	35.84	35.77	36.04	35.22	34.17	35.66	35.45	34.91	35.62	36.52	34.33	459.18	

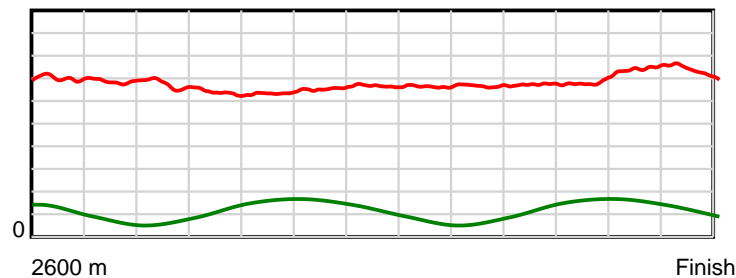
10 m Stride length



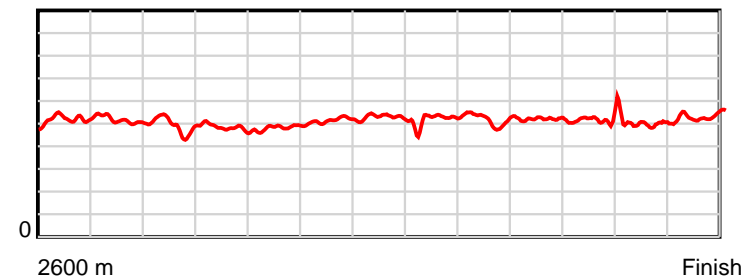
0.6 s Stride duration



20 m/sec Speed



100 % Stride efficiency



Note: Horizontal distance axis grid lines are 200m furlongs.

Disclaimer.

HRNZ and NZMTC and Thoroughbred Ratings Pty Ltd accepts no responsibility for the completeness or accuracy of any of the information contained herein, and makes no representations about its suitability for any particular purpose. Users should make their own judgements about those matters and/or seek independent advice. You assume all risks associated with use of the data provided on this page.



Race Results



July 10, 2022, Race 8, FIRST DIRECT TAXIS MOBILE PACE, Distance 2600m, Addington - Survey 3200m

Result	TAB no.	Horse (Barrier)	2600 to	2400m to
2nd	6	Sophia Bromac (6)	2400m	2200m
		Position in running (margin)	-	6(5.9)
		Sectional time (s)	14.58	14.99
		Cumulative time (s)	194.39	179.81
		Speed (m/s)	13.72	13.34
		Stride length (m)	6.38	6.12
		Stride duration (s)	0.453	0.459
		Stride efficiency (%)	63.58	58.52
		Stride count	31.36	32.68

Disclaimer.

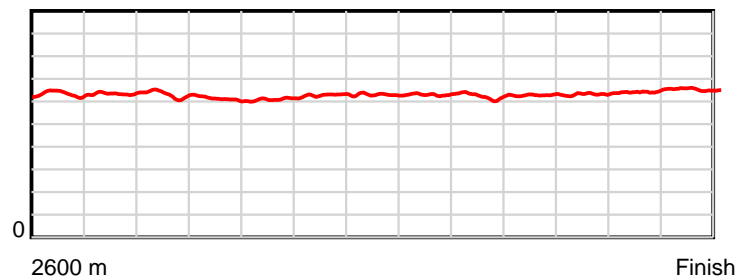
HRNZ and NZMTC and Thoroughbred Ratings Pty Ltd accepts no responsibility for the completeness or accuracy of any of the information contained herein, and makes no representations about its suitability for any particular purpose. Users should make their own judgements about those matters and/or seek independent advice. You assume all risks associated with use of the data provided on this page.

Race Results

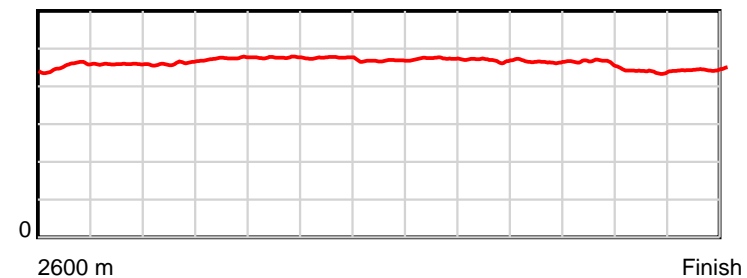
July 10, 2022, Race 8, FIRST DIRECT TAXIS MOBILE PACE, Distance 2600m, Addington - Survey 3200m

Result	TAB no.	Horse (Barrier)	2200m to	2000m to	1800m to	1600m to	1400m to	1200m to	1000m to	800m to	600m to	400m to	200m to	Total or	Margin
2nd	6	Sophia Bromac (6)	2000m	1800m	1600m	1400m	1200m	1000m	800m	600m	400m	200m	WP	Average	
		Position in running (margin)	7(8.4)	6(7.7)	6(5.7)	6(6.2)	7(5.3)	6(5.0)	6(5.2)	6(5.6)	6(5.0)	7(5.3)	5(3.5)		2.60
		Sectional time (s)	14.91	15.56	15.93	15.38	14.90	15.33	15.36	14.92	14.98	13.98	13.57		
		Cumulative time (s)	164.82	149.91	134.35	118.42	103.04	88.14	72.81	57.45	42.53	27.55	13.57	3:14.39	
		Speed (m/s)	13.41	12.85	12.55	13.00	13.42	13.05	13.02	13.40	13.35	14.31	14.74	13.38	
		Stride length (m)	6.18	6.10	5.98	6.18	6.28	6.18	6.11	6.23	6.16	6.29	6.55	6.21	
		Stride duration (s)	0.461	0.474	0.476	0.475	0.468	0.474	0.470	0.465	0.462	0.439	0.445	0.464	
		Stride efficiency (%)	59.75	58.06	55.87	59.74	61.65	59.64	58.40	60.70	59.36	61.79	67.14	60.23	
		Stride count	32.34	32.81	33.45	32.35	31.84	32.37	32.72	32.09	32.45	31.81	30.51	418.78	

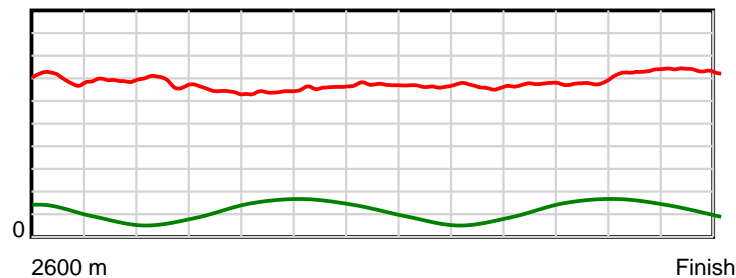
10 m Stride length



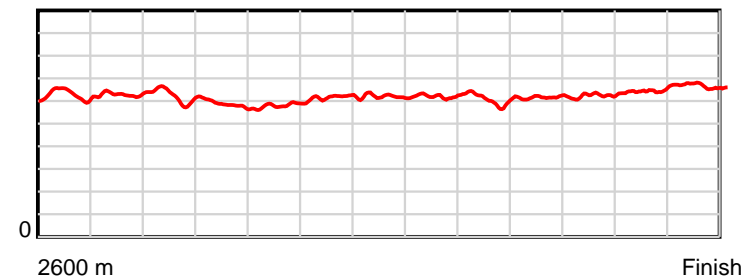
0.6 s Stride duration



20 m/sec Speed



100 % Stride efficiency



Note: Horizontal distance axis grid lines are 200m furlongs.

Disclaimer.

HRNZ and NZMTC and Thoroughbred Ratings Pty Ltd accepts no responsibility for the completeness or accuracy of any of the information contained herein, and makes no representations about its suitability for any particular purpose. Users should make their own judgements about those matters and/or seek independent advice. You assume all risks associated with use of the data provided on this page.



Race Results



July 10, 2022, Race 8, FIRST DIRECT TAXIS MOBILE PACE, Distance 2600m, Addington - Survey 3200m

Result	TAB no.	Horse (Barrier)	2600 to	2400m to
3rd	1	The Hornet (1)	2400m	2200m
		Position in running (margin)	-	2(0.1)
		Sectional time (s)	13.63	14.72
		Cumulative time (s)	194.46	180.83
		Speed (m/s)	14.67	13.59
		Stride length (m)	6.68	6.43
		Stride duration (s)	0.448	0.473
		Stride efficiency (%)	69.67	64.67
		Stride count	29.95	31.09

Disclaimer.

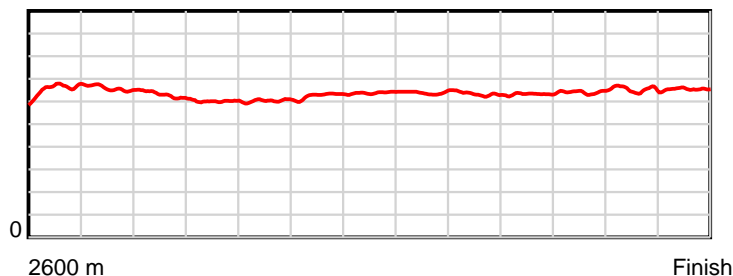
HRNZ and NZMTC and Thoroughbred Ratings Pty Ltd accepts no responsibility for the completeness or accuracy of any of the information contained herein, and makes no representations about its suitability for any particular purpose. Users should make their own judgements about those matters and/or seek independent advice. You assume all risks associated with use of the data provided on this page.

Race Results

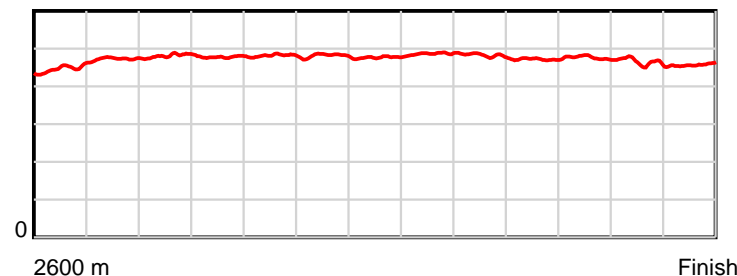
July 10, 2022, Race 8, FIRST DIRECT TAXIS MOBILE PACE, Distance 2600m, Addington - Survey 3200m

Result	TAB no.	Horse (Barrier)	2200m to	2000m to	1800m to	1600m to	1400m to	1200m to	1000m to	800m to	600m to	400m to	200m to	Total or	Margin
3rd	1	The Hornet (1)	2000m	1800m	1600m	1400m	1200m	1000m	800m	600m	400m	200m	WP	Average	
		Position in running (margin)	2(0.9)	3(3.3)	3(3.2)	3(2.7)	3(1.8)	3(1.8)	3(2.2)	3(3.0)	3(2.6)	2(1.5)	3(1.7)		3.00
		Sectional time (s)	15.41	15.89	15.76	15.38	14.94	15.38	15.43	14.95	14.74	14.31	13.92		
		Cumulative time (s)	166.11	150.70	134.81	119.05	103.67	88.73	73.35	57.92	42.97	28.23	13.92	3:14.46	
		Speed (m/s)	12.98	12.59	12.69	13.00	13.39	13.00	12.96	13.38	13.57	13.98	14.37	13.37	
		Stride length (m)	6.25	6.01	6.11	6.25	6.38	6.33	6.25	6.31	6.46	6.49	6.57	6.34	
		Stride duration (s)	0.481	0.478	0.482	0.481	0.477	0.487	0.482	0.472	0.476	0.464	0.457	0.474	
		Stride efficiency (%)	60.97	56.51	58.36	61.11	63.63	62.55	61.04	62.19	65.13	65.81	67.50	62.87	
		Stride count	32.02	33.26	32.73	31.98	31.34	31.61	32.00	31.70	30.98	30.82	30.43	409.91	

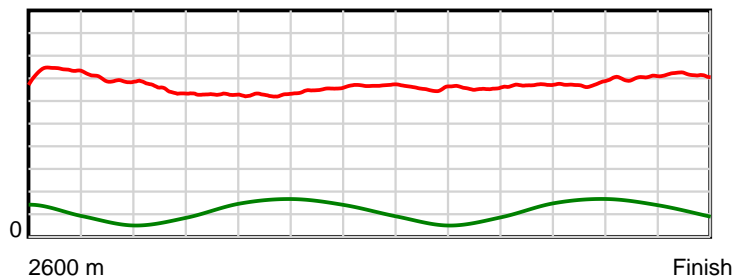
10 m Stride length



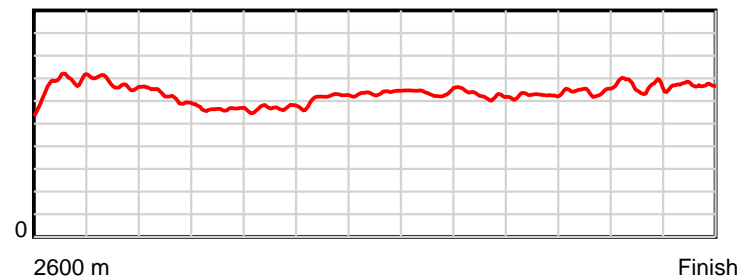
0.6 s Stride duration



20 m/sec Speed



100 % Stride efficiency



Note: Horizontal distance axis grid lines are 200m furlongs.

Disclaimer.

HRNZ and NZMTC and Thoroughbred Ratings Pty Ltd accepts no responsibility for the completeness or accuracy of any of the information contained herein, and makes no representations about its suitability for any particular purpose. Users should make their own judgements about those matters and/or seek independent advice. You assume all risks associated with use of the data provided on this page.



Race Results



July 10, 2022, Race 8, FIRST DIRECT TAXIS MOBILE PACE, Distance 2600m, Addington - Survey 3200m

Result	TAB no.	Horse (Barrier)	2600 to	2400m to
4th	3	Luminite (3)	2400m	2200m
		Position in running (margin)	-	1(0.0)
		Sectional time (s)	13.51	14.58
		Cumulative time (s)	194.51	181.00
		Speed (m/s)	14.80	13.72
		Stride length (m)	6.10	5.82
		Stride duration (s)	0.407	0.425
		Stride efficiency (%)	58.10	53.02
		Stride count	32.80	34.33

Disclaimer.

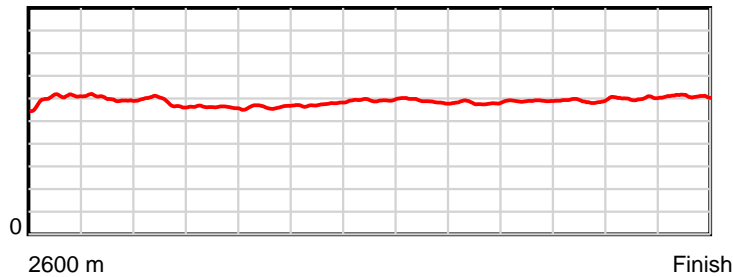
HRNZ and NZMTC and Thoroughbred Ratings Pty Ltd accepts no responsibility for the completeness or accuracy of any of the information contained herein, and makes no representations about its suitability for any particular purpose. Users should make their own judgements about those matters and/or seek independent advice. You assume all risks associated with use of the data provided on this page.

Race Results

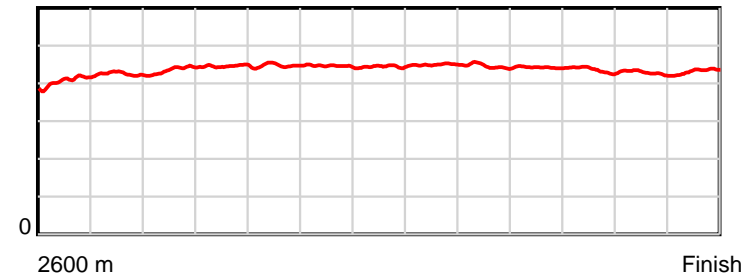
July 10, 2022, Race 8, FIRST DIRECT TAXIS MOBILE PACE, Distance 2600m, Addington - Survey 3200m

Result	TAB no.	Horse (Barrier)	2200m to	2000m to	1800m to	1600m to	1400m to	1200m to	1000m to	800m to	600m to	400m to	200m to	Total or	Margin
4th	3	Luminite (3)	2000m	1800m	1600m	1400m	1200m	1000m	800m	600m	400m	200m	WP	Average	
		Position in running (margin)	1(0.0)	1(0.0)	1(0.0)	1(0.0)	1(0.0)	1(0.0)	1(0.0)	1(0.0)	1(0.0)	1(0.0)	2(0.5)		3.20
		Sectional time (s)	15.02	15.90	15.84	15.53	14.94	15.31	15.30	15.02	14.93	14.36	14.27		
		Cumulative time (s)	166.42	151.40	135.50	119.66	104.13	89.19	73.88	58.58	43.56	28.63	14.27	3:14.51	
		Speed (m/s)	13.32	12.58	12.63	12.88	13.39	13.06	13.07	13.32	13.40	13.93	14.02	13.37	
		Stride length (m)	5.81	5.60	5.65	5.74	5.95	5.88	5.82	5.89	5.84	5.95	6.08	5.85	
		Stride duration (s)	0.436	0.445	0.447	0.446	0.444	0.450	0.445	0.442	0.435	0.428	0.433	0.438	
		Stride efficiency (%)	52.73	49.07	49.80	51.56	55.32	53.97	52.92	54.23	53.21	55.41	57.71	53.53	
		Stride count	34.43	35.69	35.43	34.82	33.61	34.03	34.37	33.95	34.27	33.59	32.91	444.23	

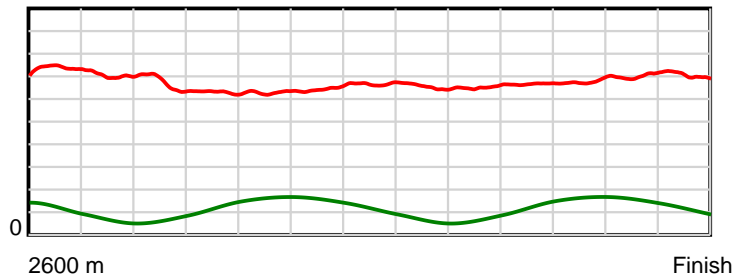
10 m Stride length



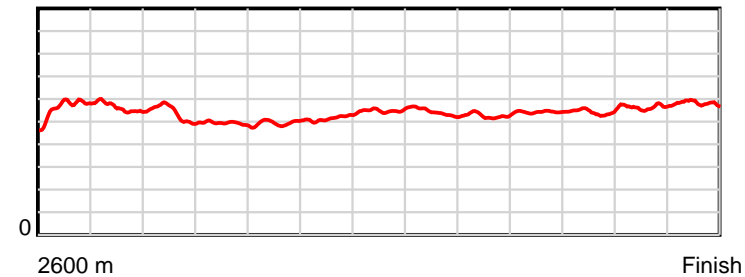
0.6 s Stride duration



20 m/sec Speed



100 % Stride efficiency



Note: Horizontal distance axis grid lines are 200m furlongs.

Disclaimer.

HRNZ and NZMTC and Thoroughbred Ratings Pty Ltd accepts no responsibility for the completeness or accuracy of any of the information contained herein, and makes no representations about its suitability for any particular purpose. Users should make their own judgements about those matters and/or seek independent advice. You assume all risks associated with use of the data provided on this page.



Race Results



July 10, 2022, Race 8, FIRST DIRECT TAXIS MOBILE PACE, Distance 2600m, Addington - Survey 3200m

Result	TAB no.	Horse (Barrier)	2600 to	2400m to
5th	2	Motor Mouth (2)	2400m	2200m
		Position in running (margin)	-	4(3.1)
		Sectional time (s)	13.84	14.56
		Cumulative time (s)	194.87	181.03
		Speed (m/s)	14.45	13.74
		Stride length (m)	6.58	6.50
		Stride duration (s)	0.455	0.474
		Stride efficiency (%)	67.68	66.11
		Stride count	30.39	30.75

Disclaimer.

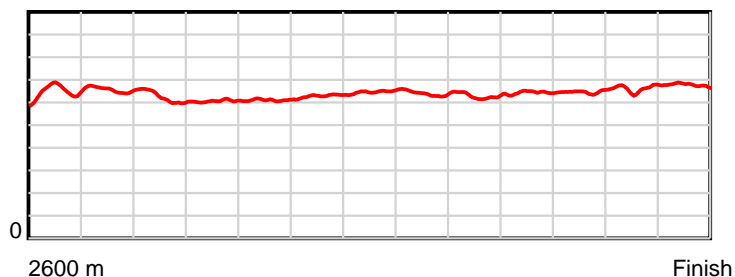
HRNZ and NZMTC and Thoroughbred Ratings Pty Ltd accepts no responsibility for the completeness or accuracy of any of the information contained herein, and makes no representations about its suitability for any particular purpose. Users should make their own judgements about those matters and/or seek independent advice. You assume all risks associated with use of the data provided on this page.

Race Results

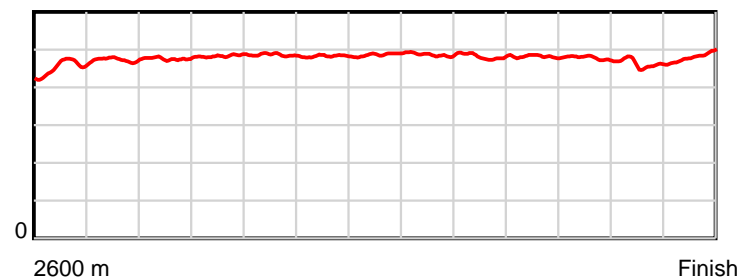
July 10, 2022, Race 8, FIRST DIRECT TAXIS MOBILE PACE, Distance 2600m, Addington - Survey 3200m

Result	TAB no.	Horse (Barrier)	2200m to	2000m to	1800m to	1600m to	1400m to	1200m to	1000m to	800m to	600m to	400m to	200m to	Total or	Margin
5th	2	Motor Mouth (2)	2000m	1800m	1600m	1400m	1200m	1000m	800m	600m	400m	200m	WP	Average	
		Position in running (margin)	4(3.0)	4(4.7)	5(4.6)	5(4.8)	5(4.2)	5(4.0)	5(3.8)	5(4.1)	5(4.0)	5(3.6)	4(2.1)		5.30
		Sectional time (s)	15.31	15.89	15.86	15.43	14.92	15.27	15.35	15.01	14.86	14.02	14.55		
		Cumulative time (s)	166.47	151.16	135.27	119.41	103.98	89.06	73.79	58.44	43.43	28.57	14.55	3:14.87	
		Speed (m/s)	13.06	12.59	12.61	12.96	13.40	13.10	13.03	13.32	13.46	14.27	13.75	13.34	
		Stride length (m)	6.22	6.08	6.13	6.25	6.53	6.37	6.28	6.41	6.43	6.60	6.64	6.38	
		Stride duration (s)	0.476	0.483	0.486	0.482	0.487	0.486	0.482	0.481	0.478	0.463	0.483	0.478	
		Stride efficiency (%)	60.43	57.76	58.71	61.00	66.56	63.44	61.70	64.11	64.66	68.09	68.94	63.64	
		Stride count	32.16	32.90	32.63	32.01	30.64	31.39	31.83	31.23	31.09	30.30	30.11	407.43	

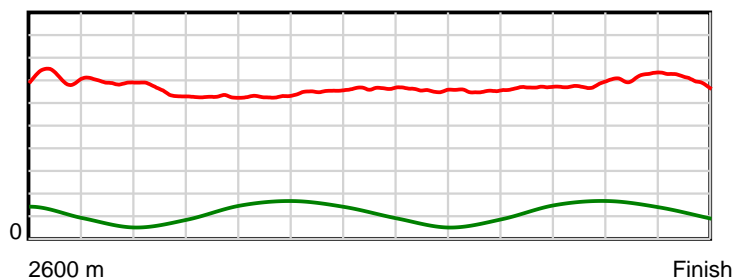
10 m Stride length



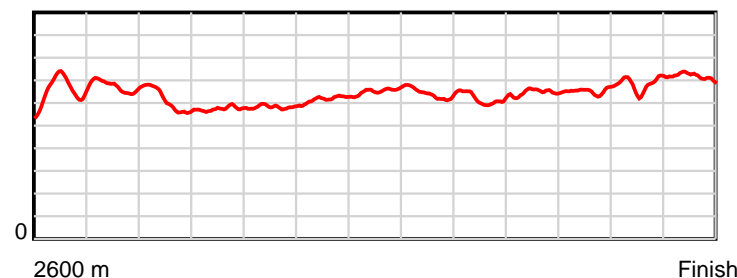
0.6 s Stride duration



20 m/sec Speed



100 % Stride efficiency



Note: Horizontal distance axis grid lines are 200m furlongs.

Disclaimer.

HRNZ and NZMTC and Thoroughbred Ratings Pty Ltd accepts no responsibility for the completeness or accuracy of any of the information contained herein, and makes no representations about its suitability for any particular purpose. Users should make their own judgements about those matters and/or seek independent advice. You assume all risks associated with use of the data provided on this page.



Race Results



July 10, 2022, Race 8, FIRST DIRECT TAXIS MOBILE PACE, Distance 2600m, Addington - Survey 3200m

Result	TAB no.	Horse (Barrier)	2600 to	2400m to
6th	8	Sportscam (8)	2400m	2200m
		Position in running (margin)	-	8(9.4)
		Sectional time (s)	14.95	15.24
		Cumulative time (s)	194.92	179.97
		Speed (m/s)	13.38	13.12
		Stride length (m)	6.48	6.83
		Stride duration (s)	0.479	0.521
		Stride efficiency (%)	65.58	72.89
		Stride count	30.87	29.28

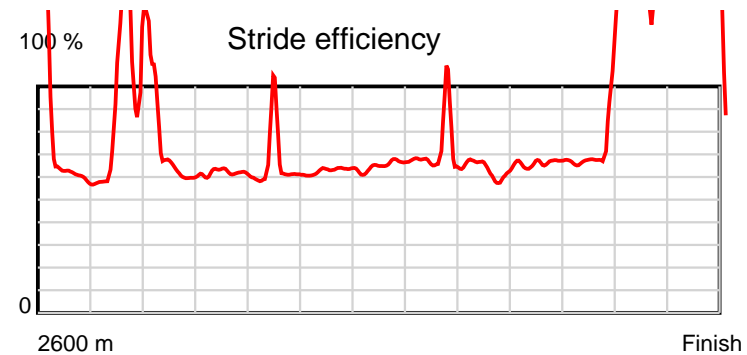
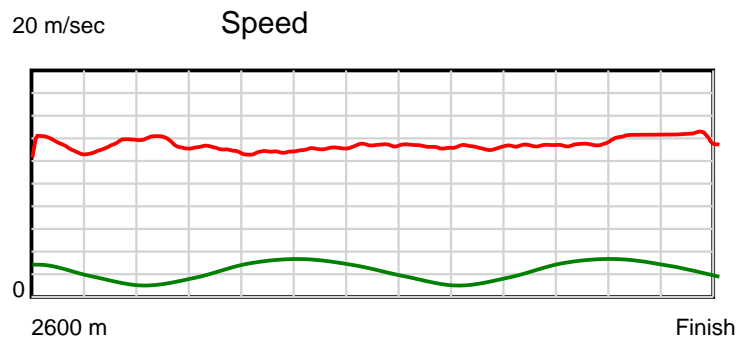
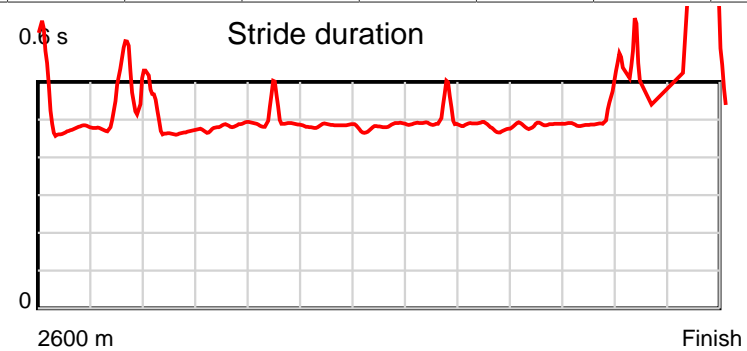
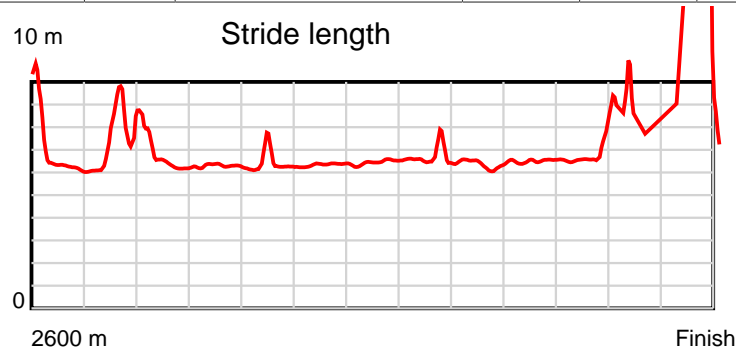
Disclaimer.

HRNZ and NZMTC and Thoroughbred Ratings Pty Ltd accepts no responsibility for the completeness or accuracy of any of the information contained herein, and makes no representations about its suitability for any particular purpose. Users should make their own judgements about those matters and/or seek independent advice. You assume all risks associated with use of the data provided on this page.

Race Results

July 10, 2022, Race 8, FIRST DIRECT TAXIS MOBILE PACE, Distance 2600m, Addington - Survey 3200m

Result	TAB no.	Horse (Barrier)	2200m to	2000m to	1800m to	1600m to	1400m to	1200m to	1000m to	800m to	600m to	400m to	200m to	Total or	Margin
6th	8	Sportscam (8)	2000m	1800m	1600m	1400m	1200m	1000m	800m	600m	400m	200m	WP	Average	
		Position in running (margin)	8(13.4)	8(11.7)	8(8.2)	8(7.4)	8(7.4)	8(7.3)	8(7.4)	8(6.8)	7(6.4)	8(6.4)	7(3.9)		5.50
		Sectional time (s)	14.74	15.32	15.71	15.53	14.91	15.33	15.20	14.94	14.93	13.87	14.25		
		Cumulative time (s)	164.73	149.99	134.67	118.96	103.43	88.52	73.19	57.99	43.05	28.12	14.25	3:14.92	
		Speed (m/s)	13.57	13.05	12.73	12.88	13.41	13.05	13.16	13.39	13.40	14.42	14.04	13.34	
		Stride length (m)	6.40	6.30	6.30	6.24	6.45	6.47	6.34	6.51	6.82	10.41	15.52	6.98	
		Stride duration (s)	0.472	0.483	0.495	0.484	0.481	0.496	0.482	0.487	0.509	0.722	1.105	0.523	
		Stride efficiency (%)	63.96	62.02	62.07	60.81	65.06	65.51	62.84	66.26	72.62	169.24	376.38	76.11	
		Stride count	31.26	31.75	31.73	32.06	31.00	30.89	31.54	30.71	29.34	19.22	12.89	372.54	



Note: Horizontal distance axis grid lines are 200m furlongs.

Disclaimer.

HRNZ and NZMTC and Thoroughbred Ratings Pty Ltd accepts no responsibility for the completeness or accuracy of any of the information contained herein, and makes no representations about its suitability for any particular purpose. Users should make their own judgements about those matters and/or seek independent advice. You assume all risks associated with use of the data provided on this page.



Race Results



July 10, 2022, Race 8, FIRST DIRECT TAXIS MOBILE PACE, Distance 2600m, Addington - Survey 3200m

Result	TAB no.	Horse (Barrier)	2600 to	2400m to
7th	7	Sky Vale (7)	2400m	2200m
		Position in running (margin)	-	7(7.1)
		Sectional time (s)	14.69	14.65
		Cumulative time (s)	195.32	180.63
		Speed (m/s)	13.61	13.65
		Stride length (m)	6.27	6.14
		Stride duration (s)	0.459	0.450
		Stride efficiency (%)	61.40	58.83
		Stride count	31.91	32.60

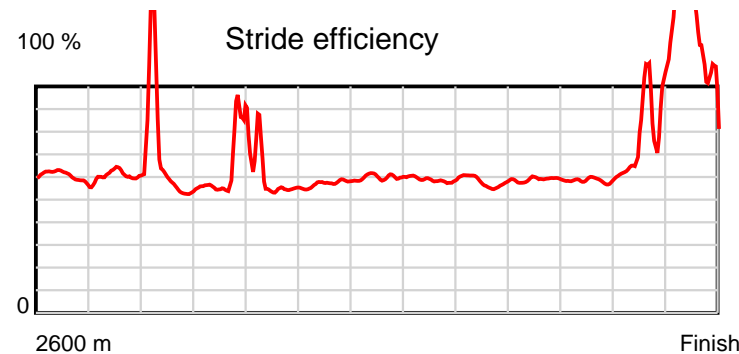
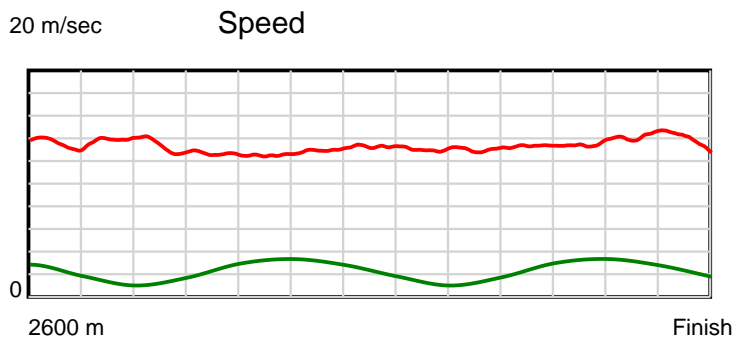
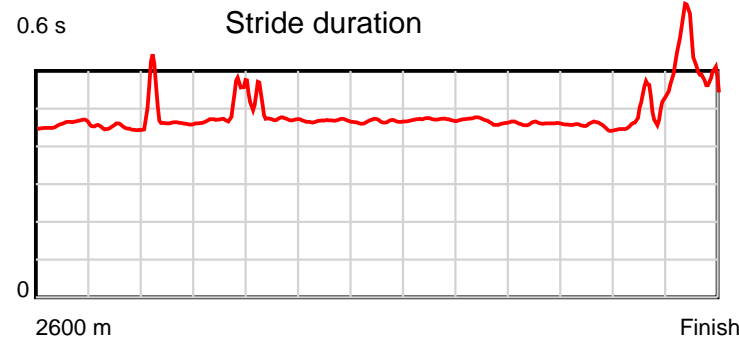
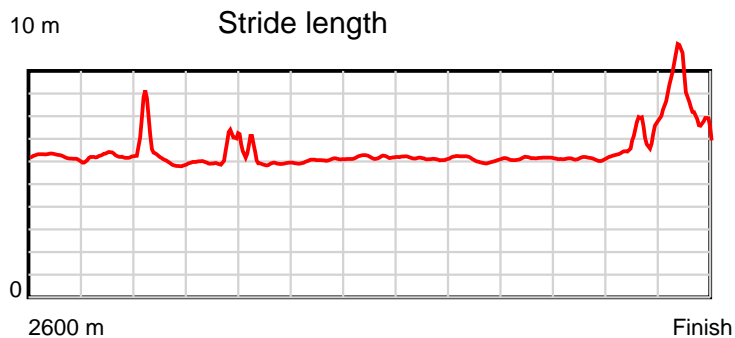
Disclaimer.

HRNZ and NZMTC and Thoroughbred Ratings Pty Ltd accepts no responsibility for the completeness or accuracy of any of the information contained herein, and makes no representations about its suitability for any particular purpose. Users should make their own judgements about those matters and/or seek independent advice. You assume all risks associated with use of the data provided on this page.

Race Results

July 10, 2022, Race 8, FIRST DIRECT TAXIS MOBILE PACE, Distance 2600m, Addington - Survey 3200m

Result	TAB no.	Horse (Barrier)	2200m to	2000m to	1800m to	1600m to	1400m to	1200m to	1000m to	800m to	600m to	400m to	200m to	Total or	Margin
7th	7	Sky Vale (7)	2000m	1800m	1600m	1400m	1200m	1000m	800m	600m	400m	200m	WP	Average	
		Position in running (margin)	6(7.6)	7(8.3)	7(7.6)	7(7.0)	6(5.2)	7(5.7)	7(6.0)	7(6.5)	8(6.5)	6(5.3)	6(3.6)		7.70
		Sectional time (s)	15.14	15.78	15.75	15.23	15.02	15.37	15.38	15.02	14.72	14.00	14.57		
		Cumulative time (s)	165.98	150.84	135.06	119.31	104.08	89.06	73.69	58.31	43.29	28.57	14.57	3:15.32	
		Speed (m/s)	13.21	12.67	12.70	13.13	13.32	13.01	13.00	13.32	13.59	14.29	13.73	13.31	
		Stride length (m)	6.34	6.12	6.07	6.14	6.20	6.13	6.08	6.13	6.18	6.70	7.66	6.30	
		Stride duration (s)	0.480	0.483	0.478	0.467	0.466	0.471	0.467	0.460	0.455	0.469	0.558	0.473	
		Stride efficiency (%)	62.80	58.56	57.59	58.84	60.12	58.79	57.71	58.70	59.62	70.19	91.58	61.93	
		Stride count	31.55	32.67	32.95	32.59	32.24	32.61	32.91	32.63	32.38	29.84	26.13	413.01	



Note: Horizontal distance axis grid lines are 200m furlongs.

Disclaimer.

HRNZ and NZMTC and Thoroughbred Ratings Pty Ltd accepts no responsibility for the completeness or accuracy of any of the information contained herein, and makes no representations about its suitability for any particular purpose. Users should make their own judgements about those matters and/or seek independent advice. You assume all risks associated with use of the data provided on this page.



Race Results



July 10, 2022, Race 8, FIRST DIRECT TAXIS MOBILE PACE, Distance 2600m, Addington - Survey 3200m

Result	TAB no.	Horse (Barrier)	2600 to	2400m to
8th	4	Sonic Reign (4)	2400m	2200m
		Position in running (margin)	-	3(2.0)
		Sectional time (s)	13.89	14.60
		Cumulative time (s)	195.85	181.96
		Speed (m/s)	14.40	13.70
		Stride length (m)	6.46	6.17
		Stride duration (s)	0.441	0.451
		Stride efficiency (%)	65.12	59.51
		Stride count	30.98	32.41

Disclaimer.

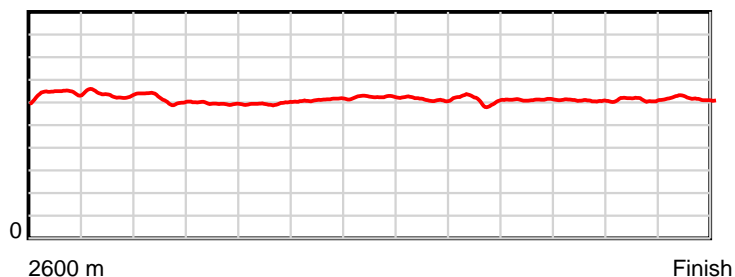
HRNZ and NZMTC and Thoroughbred Ratings Pty Ltd accepts no responsibility for the completeness or accuracy of any of the information contained herein, and makes no representations about its suitability for any particular purpose. Users should make their own judgements about those matters and/or seek independent advice. You assume all risks associated with use of the data provided on this page.

Race Results

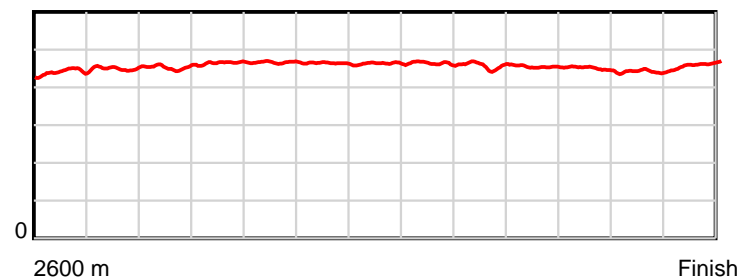
July 10, 2022, Race 8, FIRST DIRECT TAXIS MOBILE PACE, Distance 2600m, Addington - Survey 3200m

Result	TAB no.	Horse (Barrier)	2200m to	2000m to	1800m to	1600m to	1400m to	1200m to	1000m to	800m to	600m to	400m to	200m to	Total or	Margin
8th	4	Sonic Reign (4)	2000m	1800m	1600m	1400m	1200m	1000m	800m	600m	400m	200m	WP	Average	
		Position in running (margin)	3(2.1)	2(2.2)	2(1.3)	2(1.8)	2(1.1)	2(0.9)	2(1.4)	2(1.5)	2(0.9)	3(1.5)	8(4.1)		10.70
		Sectional time (s)	15.04	15.75	15.93	15.42	14.90	15.39	15.32	14.92	15.03	14.70	14.96		
		Cumulative time (s)	167.36	152.32	136.57	120.64	105.22	90.32	74.93	59.61	44.69	29.66	14.96	3:15.85	
		Speed (m/s)	13.30	12.70	12.55	12.97	13.42	13.00	13.05	13.40	13.31	13.61	13.37	13.28	
		Stride length (m)	6.03	5.90	5.85	6.02	6.22	6.02	5.97	6.09	5.98	6.02	6.17	6.06	
		Stride duration (s)	0.453	0.464	0.466	0.464	0.463	0.464	0.458	0.454	0.449	0.442	0.462	0.457	
		Stride efficiency (%)	56.76	54.35	53.52	56.55	60.38	56.68	55.75	57.94	55.84	56.60	59.54	57.47	
		Stride count	33.19	33.91	34.18	33.25	32.17	33.21	33.48	32.85	33.46	33.23	32.40	428.72	

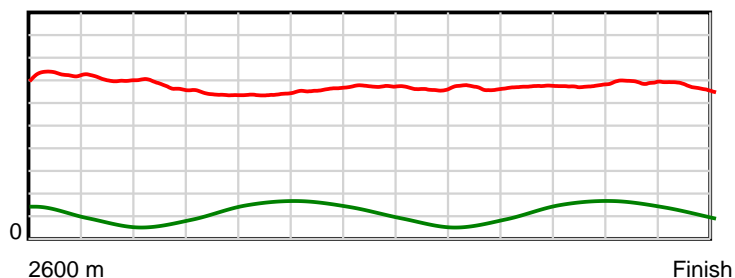
10 m Stride length



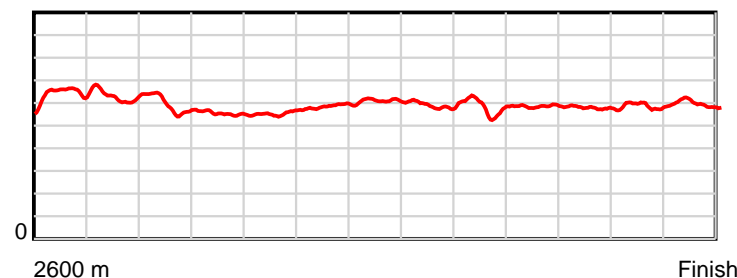
0.6 s Stride duration



20 m/sec Speed



100 % Stride efficiency



Note: Horizontal distance axis grid lines are 200m furlongs.

Disclaimer.

HRNZ and NZMTC and Thoroughbred Ratings Pty Ltd accepts no responsibility for the completeness or accuracy of any of the information contained herein, and makes no representations about its suitability for any particular purpose. Users should make their own judgements about those matters and/or seek independent advice. You assume all risks associated with use of the data provided on this page.