



Race Results

NZ Metropolitan Trotting Club Inc, HRNZ, August 26, 2022

Compilation date: September 6, 2022, 2:04:45 PM (NZST)

Copyright © 2022 HRNZ and NZMTC. All rights reserved.

Trademarks.

StrideMASTER is a registered trademark of Thoroughbred Ratings Pty Ltd.

Disclaimer.

HRNZ and NZMTC and Thoroughbred Ratings Pty Ltd accepts no responsibility for the completeness or accuracy of any of the information contained herein, and makes no representations about its suitability for any particular purpose. Users should make their own judgements about those matters and/or seek independent advice. You assume all risks associated with use of the data provided on this page.



Race Results



August 26, 2022, Race 1, IRT. YOUR HORSE. OUR PASSION. MOBILE PACE, Distance 2600m, Addington - Survey 3200m

Result	TAB no.	Horse (Barrier)	2600 to	2400m to
1st	3	Get Back (3)	2400m	2200m
		Position in running (margin)	-	4(3.7)
		Sectional time (s)	15.30	15.28
		Cumulative time (s)	197.19	181.89
		Speed (m/s)	13.08	13.09
		Stride length (m)	6.66	6.22
		Stride duration (s)	0.452	0.475
		Stride efficiency (%)	69.36	60.54
		Stride count	30.02	32.13

Disclaimer.

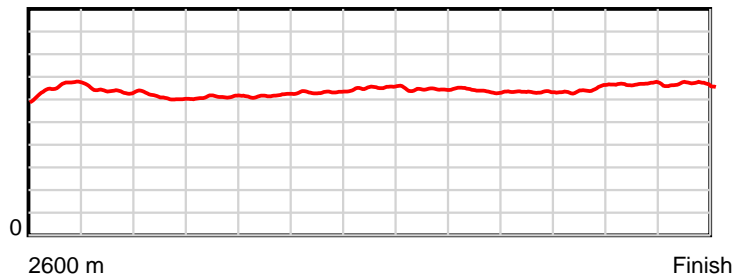
HRNZ and NZMTC and Thoroughbred Ratings Pty Ltd accepts no responsibility for the completeness or accuracy of any of the information contained herein, and makes no representations about its suitability for any particular purpose. Users should make their own judgements about those matters and/or seek independent advice. You assume all risks associated with use of the data provided on this page.

Race Results

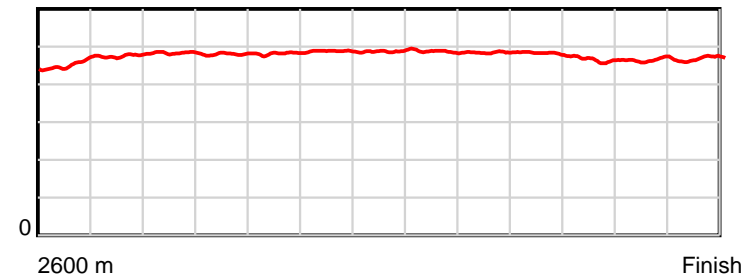
August 26, 2022, Race 1, IRT. YOUR HORSE. OUR PASSION. MOBILE PACE, Distance 2600m, Addington - Survey 3200m

Result	TAB no.	Horse (Barrier)	2200m to	2000m to	1800m to	1600m to	1400m to	1200m to	1000m to	800m to	600m to	400m to	200m to	Total or	Margin
1st	3	Get Back (3)	2000m	1800m	1600m	1400m	1200m	1000m	800m	600m	400m	200m	WP	Average	
		Position in running (margin)	4(6.7)	3(4.4)	3(3.0)	3(2.1)	3(2.3)	2(1.8)	2(2.1)	2(1.4)	2(0.6)	1(0.0)	1(0.0)		0.00
		Sectional time (s)	16.01	15.69	15.82	15.45	14.94	15.46	15.44	15.19	14.62	14.08	13.91		
		Cumulative time (s)	166.61	150.60	134.91	119.09	103.64	88.70	73.24	57.80	42.61	27.99	13.91	3:17.19	
		Speed (m/s)	12.49	12.75	12.64	12.94	13.39	12.94	12.95	13.17	13.68	14.20	14.38	13.19	
		Stride length (m)	6.04	6.12	6.09	6.32	6.53	6.30	6.28	6.34	6.36	6.60	6.73	6.35	
		Stride duration (s)	0.483	0.480	0.482	0.488	0.488	0.487	0.484	0.482	0.465	0.465	0.468	0.481	
		Stride efficiency (%)	56.97	58.52	57.89	62.37	66.61	62.01	61.53	62.85	63.21	68.15	70.68	62.92	
		Stride count	33.12	32.68	32.86	31.66	30.63	31.75	31.87	31.54	31.45	30.28	29.74	409.73	

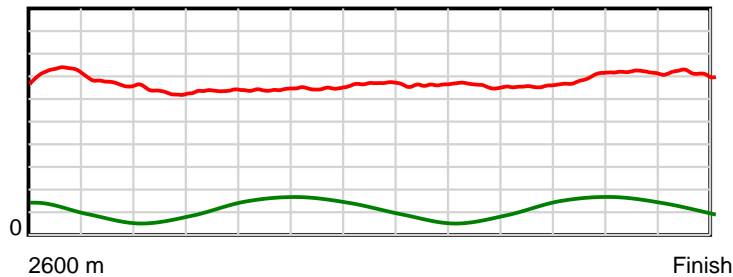
10 m Stride length



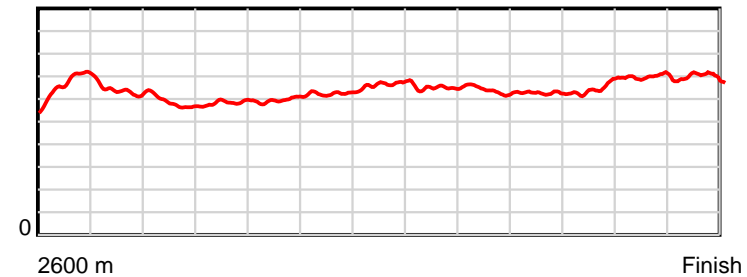
0.6 s Stride duration



20 m/sec Speed



100 % Stride efficiency



Note: Horizontal distance axis grid lines are 200m furlongs.

Disclaimer.

HRNZ and NZMTC and Thoroughbred Ratings Pty Ltd accepts no responsibility for the completeness or accuracy of any of the information contained herein, and makes no representations about its suitability for any particular purpose. Users should make their own judgements about those matters and/or seek independent advice. You assume all risks associated with use of the data provided on this page.



Race Results



August 26, 2022, Race 1, IRT. YOUR HORSE. OUR PASSION. MOBILE PACE, Distance 2600m, Addington - Survey 3200m

Result	TAB no.	Horse (Barrier)	2600 to	2400m to
2nd	7	Move It On Ove... (6)	2400m	2200m
		Position in running (margin)	-	8(8.1)
		Sectional time (s)	15.91	15.53
		Cumulative time (s)	197.19	181.28
		Speed (m/s)	12.57	12.88
		Stride length (m)	6.72	6.20
		Stride duration (s)	0.469	0.481
		Stride efficiency (%)	70.50	59.99
		Stride count	29.78	32.28

Disclaimer.

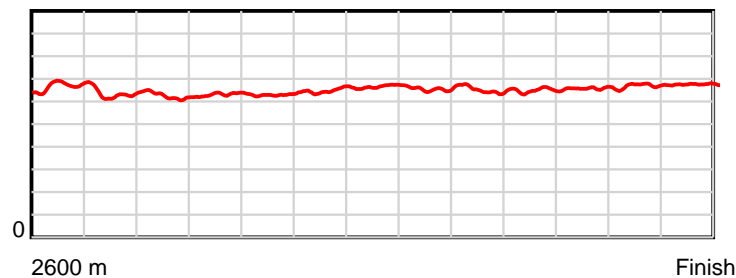
HRNZ and NZMTC and Thoroughbred Ratings Pty Ltd accepts no responsibility for the completeness or accuracy of any of the information contained herein, and makes no representations about its suitability for any particular purpose. Users should make their own judgements about those matters and/or seek independent advice. You assume all risks associated with use of the data provided on this page.

Race Results

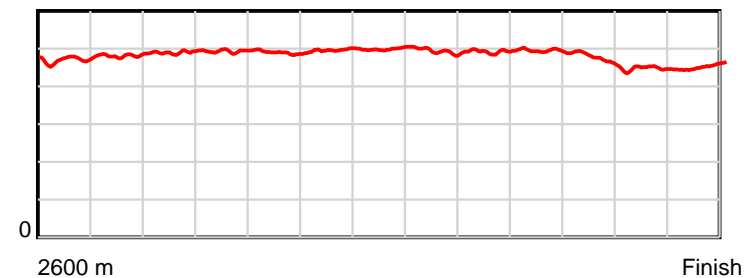
August 26, 2022, Race 1, IRT. YOUR HORSE. OUR PASSION. MOBILE PACE, Distance 2600m, Addington - Survey 3200m

Result	TAB no.	Horse (Barrier)	2200m to	2000m to	1800m to	1600m to	1400m to	1200m to	1000m to	800m to	600m to	400m to	200m to	Total or	Margin
2nd	7	Move It On Ove... (6)	2000m	1800m	1600m	1400m	1200m	1000m	800m	600m	400m	200m	WP	Average	
		Position in running (margin)	8(12.5)	8(10.4)	8(8.3)	8(7.2)	8(8.0)	8(7.8)	8(7.2)	8(6.9)	8(6.2)	7(5.4)	7(3.5)		0.40
		Sectional time (s)	16.04	15.57	15.80	15.54	15.00	15.31	15.50	15.22	14.59	13.76	13.42		
		Cumulative time (s)	165.75	149.71	134.14	118.34	102.80	87.80	72.49	56.99	41.77	27.18	13.42	3:17.19	
		Speed (m/s)	12.47	12.85	12.66	12.87	13.33	13.06	12.90	13.14	13.71	14.53	14.90	13.19	
		Stride length (m)	6.11	6.33	6.20	6.39	6.65	6.44	6.35	6.50	6.47	6.51	6.76	6.43	
		Stride duration (s)	0.490	0.493	0.489	0.497	0.499	0.493	0.492	0.494	0.472	0.448	0.454	0.487	
		Stride efficiency (%)	58.28	62.69	59.98	63.86	69.10	64.80	62.99	65.94	65.34	66.21	71.48	64.52	
		Stride count	32.75	31.58	32.28	31.29	30.08	31.06	31.50	30.79	30.93	30.73	29.57	404.62	

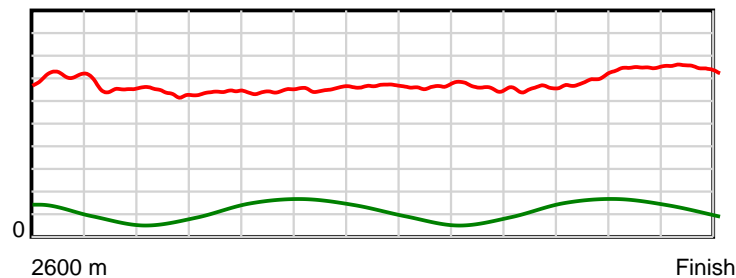
10 m Stride length



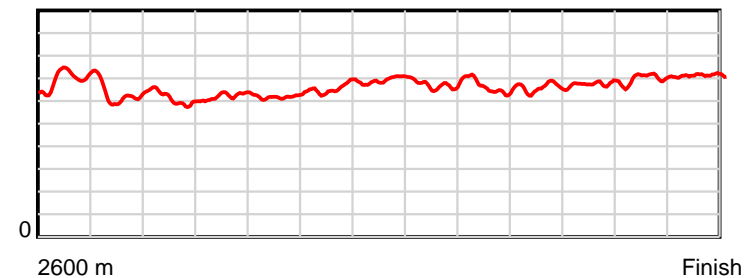
0.6 s Stride duration



20 m/sec Speed



100 % Stride efficiency



Note: Horizontal distance axis grid lines are 200m furlongs.

Disclaimer.

HRNZ and NZMTC and Thoroughbred Ratings Pty Ltd accepts no responsibility for the completeness or accuracy of any of the information contained herein, and makes no representations about its suitability for any particular purpose. Users should make their own judgements about those matters and/or seek independent advice. You assume all risks associated with use of the data provided on this page.



Race Results



August 26, 2022, Race 1, IRT. YOUR HORSE. OUR PASSION. MOBILE PACE, Distance 2600m, Addington - Survey 3200m

Result	TAB no.	Horse (Barrier)	2600 to	2400m to
3rd	6	Ruby's A Delig... (5)	2400m	2200m
		Position in running (margin)	-	7(5.8)
		Sectional time (s)	15.57	15.16
		Cumulative time (s)	197.19	181.62
		Speed (m/s)	12.85	13.19
		Stride length (m)	6.19	5.98
		Stride duration (s)	0.430	0.453
		Stride efficiency (%)	59.88	55.93
		Stride count	32.31	33.43

Disclaimer.

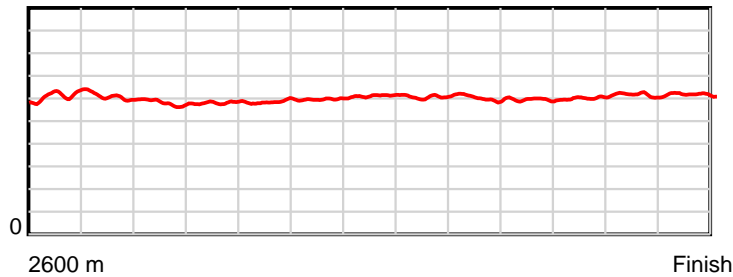
HRNZ and NZMTC and Thoroughbred Ratings Pty Ltd accepts no responsibility for the completeness or accuracy of any of the information contained herein, and makes no representations about its suitability for any particular purpose. Users should make their own judgements about those matters and/or seek independent advice. You assume all risks associated with use of the data provided on this page.

Race Results

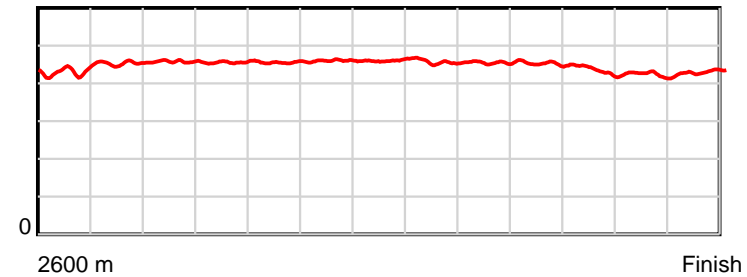
August 26, 2022, Race 1, IRT. YOUR HORSE. OUR PASSION. MOBILE PACE, Distance 2600m, Addington - Survey 3200m

Result	TAB no.	Horse (Barrier)	2200m to	2000m to	1800m to	1600m to	1400m to	1200m to	1000m to	800m to	600m to	400m to	200m to	Total or	Margin
3rd	6	Ruby's A Delig... (5)	2000m	1800m	1600m	1400m	1200m	1000m	800m	600m	400m	200m	WP	Average	
		Position in running (margin)	6(8.1)	5(6.4)	5(4.7)	5(3.6)	4(4.2)	4(3.8)	5(4.1)	4(3.7)	4(2.7)	4(1.8)	2(1.0)		0.40
		Sectional time (s)	16.12	15.64	15.80	15.51	14.97	15.46	15.48	15.17	14.56	13.95	13.80		
		Cumulative time (s)	166.46	150.34	134.70	118.90	103.39	88.42	72.96	57.48	42.31	27.75	13.80	3:17.19	
		Speed (m/s)	12.41	12.79	12.66	12.89	13.36	12.94	12.92	13.18	13.74	14.34	14.49	13.19	
		Stride length (m)	5.68	5.83	5.77	5.93	6.15	5.91	5.88	5.95	5.96	6.07	6.25	5.96	
		Stride duration (s)	0.458	0.455	0.456	0.460	0.460	0.456	0.455	0.451	0.434	0.423	0.431	0.452	
		Stride efficiency (%)	50.41	53.05	51.98	54.93	59.08	54.52	54.09	55.29	55.49	57.59	61.03	55.52	
		Stride count	35.21	34.33	34.68	33.73	32.53	33.86	33.99	33.62	33.56	32.94	32.00	436.19	

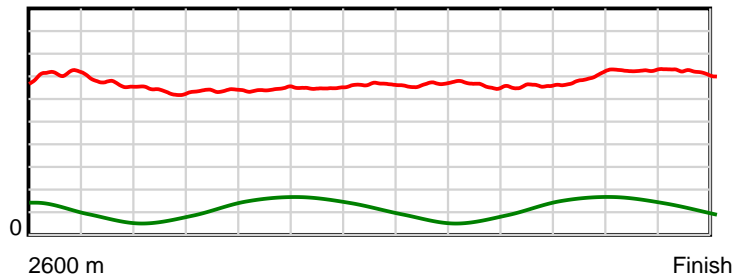
10 m Stride length



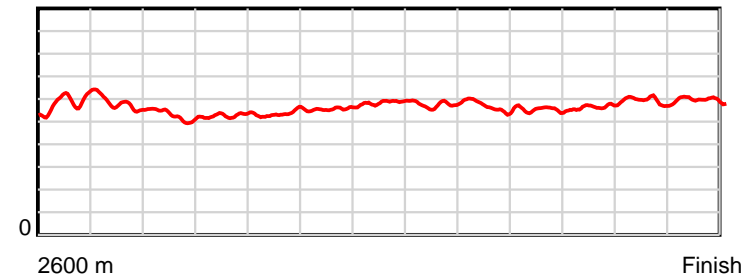
0.6 s Stride duration



20 m/sec Speed



100 % Stride efficiency



Note: Horizontal distance axis grid lines are 200m furlongs.

Disclaimer.

HRNZ and NZMTC and Thoroughbred Ratings Pty Ltd accepts no responsibility for the completeness or accuracy of any of the information contained herein, and makes no representations about its suitability for any particular purpose. Users should make their own judgements about those matters and/or seek independent advice. You assume all risks associated with use of the data provided on this page.



Race Results



August 26, 2022, Race 1, IRT. YOUR HORSE. OUR PASSION. MOBILE PACE, Distance 2600m, Addington - Survey 3200m

Result	TAB no.	Horse (Barrier)	2600 to	2400m to
4th	9	Millwood Melod... (7)	2400m	2200m
		Position in running (margin)	-	6(5.4)
		Sectional time (s)	15.48	15.66
		Cumulative time (s)	197.19	181.71
		Speed (m/s)	12.92	12.77
		Stride length (m)	5.88	5.52
		Stride duration (s)	0.408	0.432
		Stride efficiency (%)	54.00	47.60
		Stride count	34.02	36.24

Disclaimer.

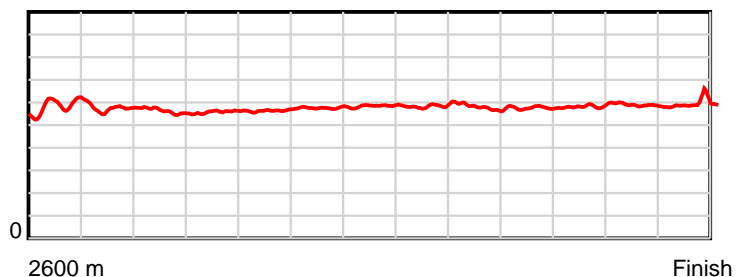
HRNZ and NZMTC and Thoroughbred Ratings Pty Ltd accepts no responsibility for the completeness or accuracy of any of the information contained herein, and makes no representations about its suitability for any particular purpose. Users should make their own judgements about those matters and/or seek independent advice. You assume all risks associated with use of the data provided on this page.

Race Results

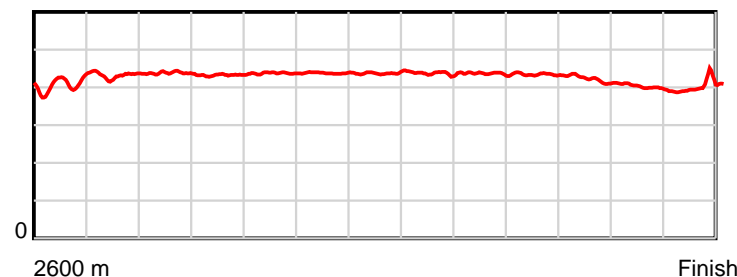
August 26, 2022, Race 1, IRT. YOUR HORSE. OUR PASSION. MOBILE PACE, Distance 2600m, Addington - Survey 3200m

Result	TAB no.	Horse (Barrier)	2200m to	2000m to	1800m to	1600m to	1400m to	1200m to	1000m to	800m to	600m to	400m to	200m to	Total or	Margin
4th	9	Millwood Melod... (7)	2000m	1800m	1600m	1400m	1200m	1000m	800m	600m	400m	200m	WP	Average	
		Position in running (margin)	7(10.7)	7(8.5)	7(6.8)	7(6.4)	7(6.3)	7(5.8)	6(5.4)	6(5.4)	6(4.5)	6(4.7)	6(2.9)		0.40
		Sectional time (s)	16.03	15.64	15.93	15.38	14.95	15.33	15.57	15.17	14.75	13.78	13.52		
		Cumulative time (s)	166.05	150.02	134.38	118.45	103.07	88.12	72.79	57.22	42.05	27.30	13.52	3:17.19	
		Speed (m/s)	12.48	12.79	12.55	13.00	13.38	13.05	12.85	13.18	13.56	14.51	14.79	13.19	
		Stride length (m)	5.46	5.53	5.49	5.69	5.86	5.70	5.61	5.71	5.69	5.79	5.96	5.68	
		Stride duration (s)	0.438	0.432	0.437	0.438	0.438	0.437	0.437	0.434	0.419	0.399	0.403	0.431	
		Stride efficiency (%)	46.60	47.75	47.16	50.64	53.62	50.74	49.18	51.02	50.52	52.42	55.46	50.41	
		Stride count	36.63	36.18	36.41	35.13	34.14	35.10	35.65	35.00	35.18	34.53	33.57	457.78	

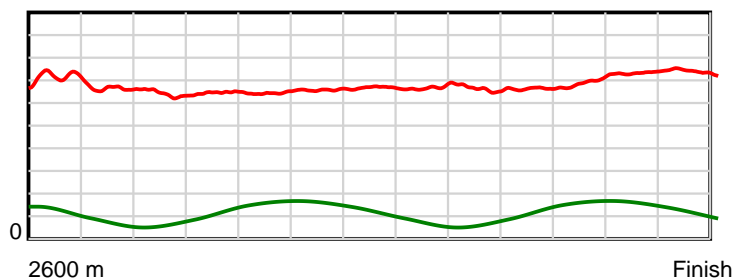
10 m Stride length



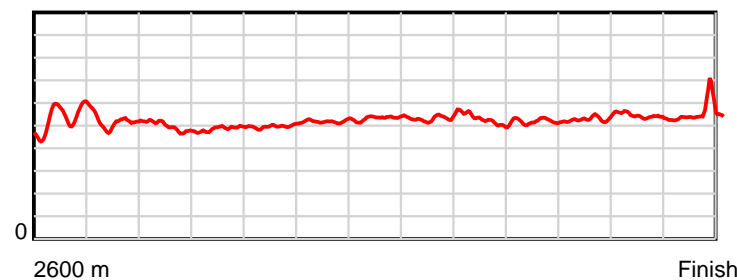
0.6 s Stride duration



20 m/sec Speed



100 % Stride efficiency



Note: Horizontal distance axis grid lines are 200m furlongs.

Disclaimer.

HRNZ and NZMTC and Thoroughbred Ratings Pty Ltd accepts no responsibility for the completeness or accuracy of any of the information contained herein, and makes no representations about its suitability for any particular purpose. Users should make their own judgements about those matters and/or seek independent advice. You assume all risks associated with use of the data provided on this page.



Race Results



August 26, 2022, Race 1, IRT. YOUR HORSE. OUR PASSION. MOBILE PACE, Distance 2600m, Addington - Survey 3200m

Result	TAB no.	Horse (Barrier)	2600 to	2400m to
5th	10	Cab Calloway (8)	2400m	2200m
		Position in running (margin)	-	3(2.3)
		Sectional time (s)	14.91	15.16
		Cumulative time (s)	197.29	182.38
		Speed (m/s)	13.42	13.19
		Stride length (m)	6.72	6.32
		Stride duration (s)	0.437	0.479
		Stride efficiency (%)	70.58	62.48
		Stride count	29.76	31.63

Disclaimer.

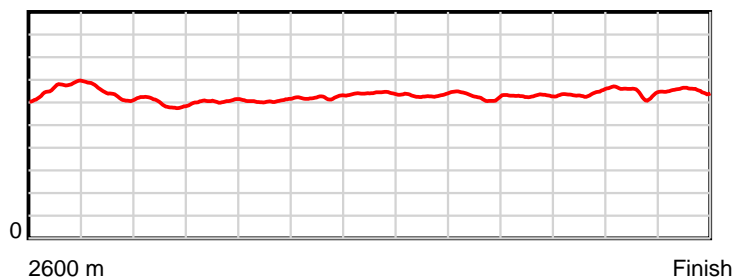
HRNZ and NZMTC and Thoroughbred Ratings Pty Ltd accepts no responsibility for the completeness or accuracy of any of the information contained herein, and makes no representations about its suitability for any particular purpose. Users should make their own judgements about those matters and/or seek independent advice. You assume all risks associated with use of the data provided on this page.

Race Results

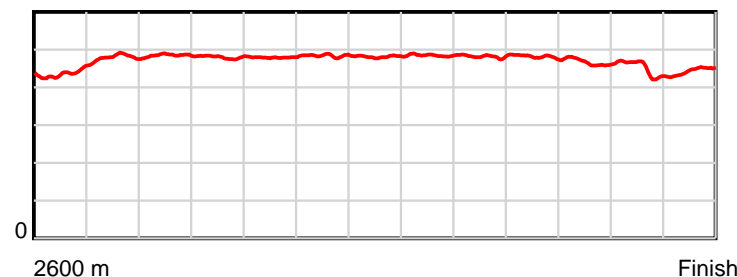
August 26, 2022, Race 1, IRT. YOUR HORSE. OUR PASSION. MOBILE PACE, Distance 2600m, Addington - Survey 3200m

Result	TAB no.	Horse (Barrier)	2200m to	2000m to	1800m to	1600m to	1400m to	1200m to	1000m to	800m to	600m to	400m to	200m to	Total or	Margin
5th	10	Cab Calloway (8)	2000m	1800m	1600m	1400m	1200m	1000m	800m	600m	400m	200m	WP	Average	
		Position in running (margin)	3(4.6)	4(4.6)	4(4.3)	4(3.4)	5(4.2)	5(4.2)	4(4.1)	5(3.9)	5(4.0)	5(3.6)	5(2.8)		0.60
		Sectional time (s)	16.41	15.87	15.82	15.55	15.02	15.39	15.52	15.35	14.65	13.94	13.70		
		Cumulative time (s)	167.22	150.81	134.94	119.12	103.57	88.55	73.16	57.64	42.29	27.64	13.70	3:17.29	
		Speed (m/s)	12.19	12.60	12.64	12.86	13.32	13.00	12.89	13.03	13.65	14.35	14.60	13.18	
		Stride length (m)	5.91	6.05	6.06	6.22	6.41	6.30	6.21	6.27	6.36	6.46	6.49	6.28	
		Stride duration (s)	0.485	0.480	0.479	0.484	0.481	0.485	0.482	0.481	0.466	0.450	0.444	0.477	
		Stride efficiency (%)	54.52	57.22	57.35	60.46	64.14	62.05	60.29	61.37	63.30	65.14	65.73	61.70	
		Stride count	33.86	33.05	33.01	32.15	31.22	31.74	32.20	31.91	31.42	30.98	30.84	413.77	

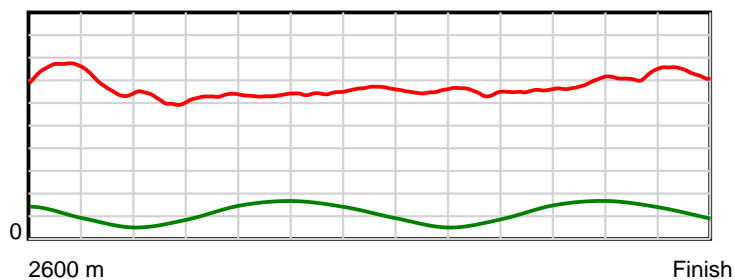
10 m Stride length



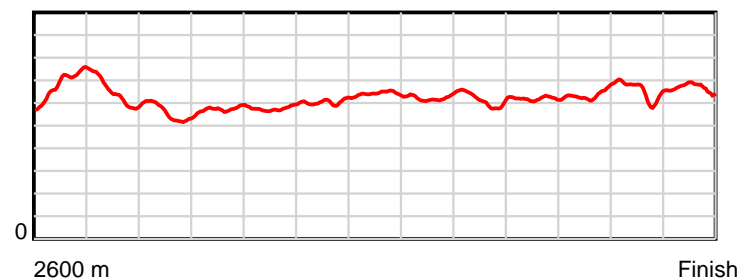
0.6 s Stride duration



20 m/sec Speed



100 % Stride efficiency



Note: Horizontal distance axis grid lines are 200m furlongs.

Disclaimer.

HRNZ and NZMTC and Thoroughbred Ratings Pty Ltd accepts no responsibility for the completeness or accuracy of any of the information contained herein, and makes no representations about its suitability for any particular purpose. Users should make their own judgements about those matters and/or seek independent advice. You assume all risks associated with use of the data provided on this page.



Race Results



August 26, 2022, Race 1, IRT. YOUR HORSE. OUR PASSION. MOBILE PACE, Distance 2600m, Addington - Survey 3200m

Result	TAB no.	Horse (Barrier)	2600 to	2400m to
6th	1	Betterthandiva (1)	2400m	2200m
		Position in running (margin)	-	2(0.1)
		Sectional time (s)	14.65	15.14
		Cumulative time (s)	197.59	182.94
		Speed (m/s)	13.66	13.21
		Stride length (m)	6.46	6.05
		Stride duration (s)	0.418	0.458
		Stride efficiency (%)	65.15	57.11
		Stride count	30.97	33.08

Disclaimer.

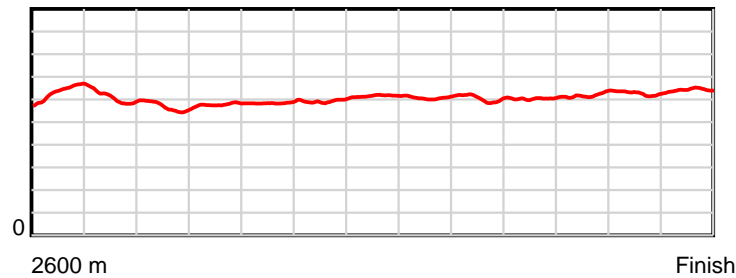
HRNZ and NZMTC and Thoroughbred Ratings Pty Ltd accepts no responsibility for the completeness or accuracy of any of the information contained herein, and makes no representations about its suitability for any particular purpose. Users should make their own judgements about those matters and/or seek independent advice. You assume all risks associated with use of the data provided on this page.

Race Results

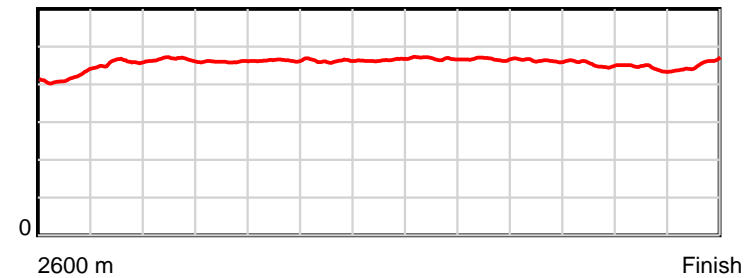
August 26, 2022, Race 1, IRT. YOUR HORSE. OUR PASSION. MOBILE PACE, Distance 2600m, Addington - Survey 3200m

Result	TAB no.	Horse (Barrier)	2200m to	2000m to	1800m to	1600m to	1400m to	1200m to	1000m to	800m to	600m to	400m to	200m to	Total or	Margin
6th	1	Betterthandiva (1)	2000m	1800m	1600m	1400m	1200m	1000m	800m	600m	400m	200m	WP	Average	
		Position in running (margin)	2(2.2)	2(2.2)	2(2.2)	2(1.2)	2(1.9)	3(2.3)	3(2.2)	3(2.1)	3(1.7)	3(1.6)	4(2.3)		2.70
		Sectional time (s)	16.40	15.92	15.81	15.53	15.10	15.39	15.53	15.27	14.69	14.20	13.96		
		Cumulative time (s)	167.80	151.40	135.48	119.67	104.14	89.04	73.65	58.12	42.85	28.16	13.96	3:17.59	
		Speed (m/s)	12.20	12.56	12.65	12.88	13.25	13.00	12.88	13.10	13.61	14.08	14.33	13.16	
		Stride length (m)	5.68	5.78	5.86	5.95	6.15	6.09	6.01	6.06	6.17	6.25	6.49	6.07	
		Stride duration (s)	0.466	0.460	0.463	0.462	0.464	0.469	0.467	0.463	0.454	0.444	0.453	0.461	
		Stride efficiency (%)	50.48	52.21	53.66	55.39	59.08	57.98	56.45	57.38	59.56	61.00	65.78	57.55	
		Stride count	35.19	34.60	34.13	33.59	32.53	32.83	33.28	33.00	32.40	32.01	30.82	428.43	

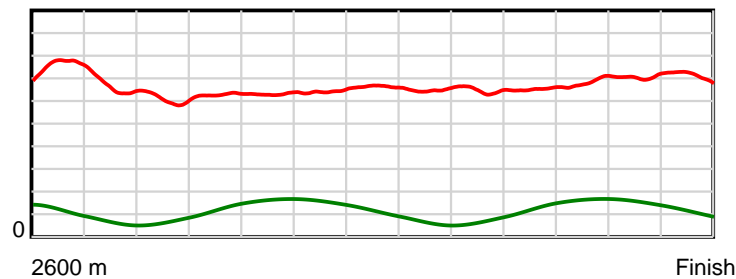
10 m Stride length



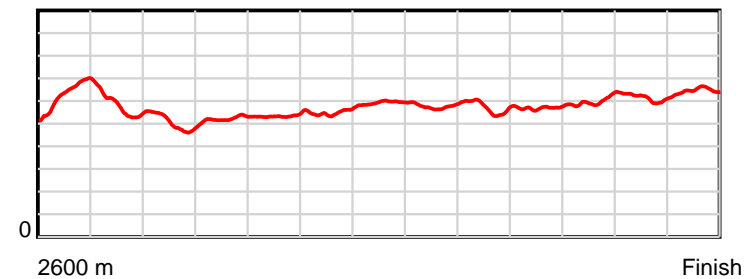
0.6 s Stride duration



20 m/sec Speed



100 % Stride efficiency



Note: Horizontal distance axis grid lines are 200m furlongs.

Disclaimer.

HRNZ and NZMTC and Thoroughbred Ratings Pty Ltd accepts no responsibility for the completeness or accuracy of any of the information contained herein, and makes no representations about its suitability for any particular purpose. Users should make their own judgements about those matters and/or seek independent advice. You assume all risks associated with use of the data provided on this page.



Race Results



August 26, 2022, Race 1, IRT. YOUR HORSE. OUR PASSION. MOBILE PACE, Distance 2600m, Addington - Survey 3200m

Result	TAB no.	Horse (Barrier)	2600 to	2400m to
7th	4	Bondi Lustre (4)	2400m	2200m
		Position in running (margin)	-	1(0.0)
		Sectional time (s)	14.55	14.78
		Cumulative time (s)	198.19	183.64
		Speed (m/s)	13.75	13.53
		Stride length (m)	6.69	6.43
		Stride duration (s)	0.435	0.475
		Stride efficiency (%)	70.04	64.57
		Stride count	29.87	31.11

Disclaimer.

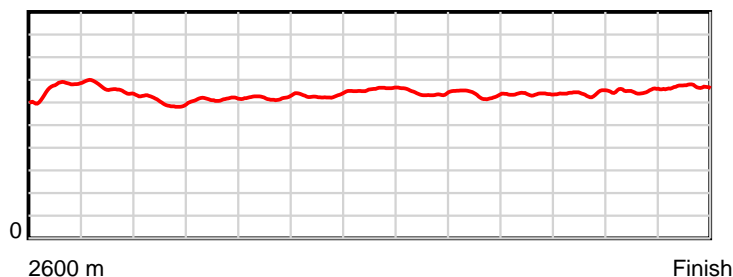
HRNZ and NZMTC and Thoroughbred Ratings Pty Ltd accepts no responsibility for the completeness or accuracy of any of the information contained herein, and makes no representations about its suitability for any particular purpose. Users should make their own judgements about those matters and/or seek independent advice. You assume all risks associated with use of the data provided on this page.

Race Results

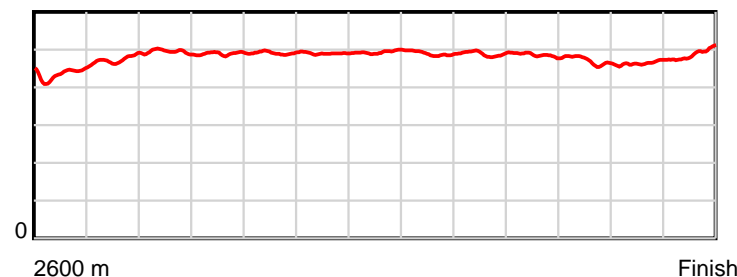
August 26, 2022, Race 1, IRT. YOUR HORSE. OUR PASSION. MOBILE PACE, Distance 2600m, Addington - Survey 3200m

Result	TAB no.	Horse (Barrier)	2200m to	2000m to	1800m to	1600m to	1400m to	1200m to	1000m to	800m to	600m to	400m to	200m to	Total or	Margin
7th	4	Bondi Lustre (4)	2000m	1800m	1600m	1400m	1200m	1000m	800m	600m	400m	200m	WP	Average	
		Position in running (margin)	1(0.0)	1(0.0)	1(0.0)	1(0.0)	1(0.0)	1(0.0)	1(0.0)	1(0.0)	1(0.0)	2(0.7)	3(1.2)		5.70
		Sectional time (s)	16.40	15.92	15.98	15.41	15.03	15.40	15.56	15.34	14.83	14.16	14.83		
		Cumulative time (s)	168.86	152.46	136.54	120.56	105.15	90.12	74.72	59.16	43.82	28.99	14.83	3:18.19	
		Speed (m/s)	12.20	12.56	12.52	12.98	13.31	12.99	12.85	13.04	13.49	14.12	13.49	13.12	
		Stride length (m)	6.03	6.15	6.15	6.36	6.57	6.35	6.29	6.33	6.34	6.56	6.63	6.37	
		Stride duration (s)	0.494	0.489	0.492	0.490	0.494	0.489	0.489	0.485	0.470	0.465	0.491	0.486	
		Stride efficiency (%)	56.81	59.08	59.13	63.16	67.47	63.08	61.80	62.59	62.78	67.33	68.62	63.41	
		Stride count	33.17	32.53	32.51	31.46	30.44	31.48	31.80	31.60	31.55	30.47	30.18	408.17	

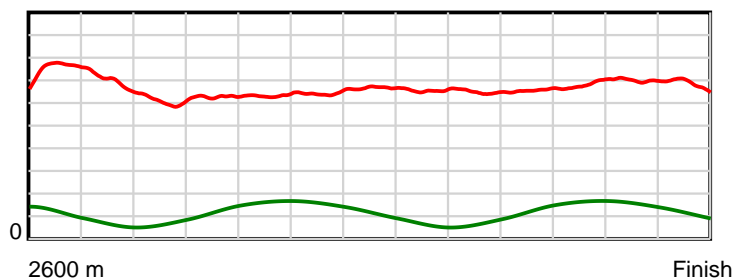
10 m Stride length



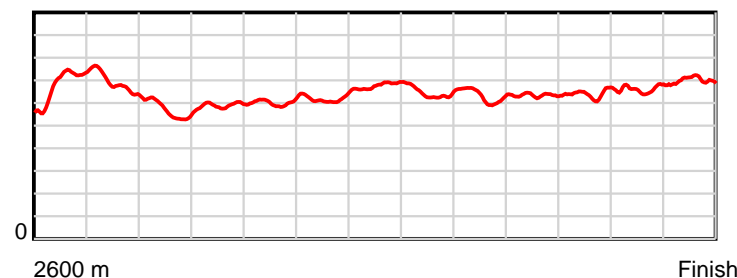
0.6 s Stride duration



20 m/sec Speed



100 % Stride efficiency



Note: Horizontal distance axis grid lines are 200m furlongs.

Disclaimer.

HRNZ and NZMTC and Thoroughbred Ratings Pty Ltd accepts no responsibility for the completeness or accuracy of any of the information contained herein, and makes no representations about its suitability for any particular purpose. Users should make their own judgements about those matters and/or seek independent advice. You assume all risks associated with use of the data provided on this page.



Race Results



August 26, 2022, Race 1, IRT. YOUR HORSE. OUR PASSION. MOBILE PACE, Distance 2600m, Addington - Survey 3200m

Result	TAB no.	Horse (Barrier)	2600 to	2400m to
8th	2	Ultimate Bird (2)	2400m	2200m
		Position in running (margin)	-	5(5.0)
		Sectional time (s)	15.49	15.24
		Cumulative time (s)	198.39	182.90
		Speed (m/s)	12.92	13.12
		Stride length (m)	6.09	5.84
		Stride duration (s)	0.419	0.445
		Stride efficiency (%)	57.97	53.23
		Stride count	32.84	34.27

Disclaimer.

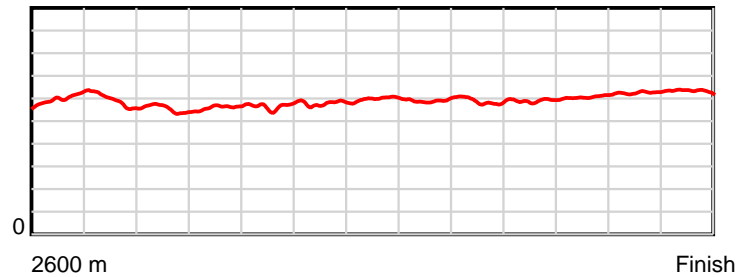
HRNZ and NZMTC and Thoroughbred Ratings Pty Ltd accepts no responsibility for the completeness or accuracy of any of the information contained herein, and makes no representations about its suitability for any particular purpose. Users should make their own judgements about those matters and/or seek independent advice. You assume all risks associated with use of the data provided on this page.

Race Results

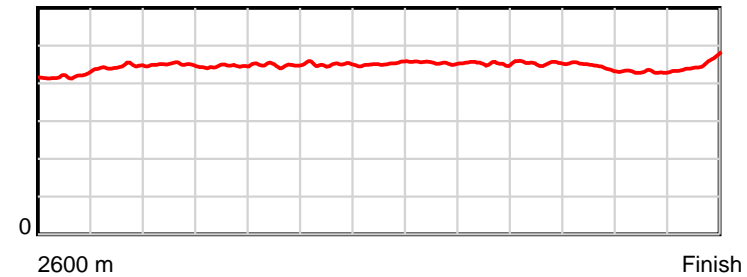
August 26, 2022, Race 1, IRT. YOUR HORSE. OUR PASSION. MOBILE PACE, Distance 2600m, Addington - Survey 3200m

Result	TAB no.	Horse (Barrier)	2200m to	2000m to	1800m to	1600m to	1400m to	1200m to	1000m to	800m to	600m to	400m to	200m to	Total or	Margin
8th	2	Ultimate Bird (2)	2000m	1800m	1600m	1400m	1200m	1000m	800m	600m	400m	200m	WP	Average	
		Position in running (margin)	5(7.7)	6(7.0)	6(6.0)	6(5.3)	6(5.6)	6(5.5)	7(6.0)	7(5.9)	7(5.8)	8(5.8)	8(4.5)		6.80
		Sectional time (s)	16.28	15.76	15.88	15.45	15.02	15.48	15.53	15.33	14.72	13.85	14.36		
		Cumulative time (s)	167.66	151.38	135.62	119.74	104.29	89.27	73.79	58.26	42.93	28.21	14.36	3:18.39	
		Speed (m/s)	12.29	12.69	12.59	12.94	13.32	12.92	12.88	13.05	13.59	14.44	13.93	13.11	
		Stride length (m)	5.53	5.65	5.65	5.84	6.01	5.87	5.83	5.91	6.05	6.21	6.31	5.90	
		Stride duration (s)	0.450	0.445	0.448	0.451	0.451	0.454	0.453	0.453	0.445	0.430	0.453	0.450	
		Stride efficiency (%)	47.75	49.93	49.85	53.23	56.44	53.80	53.13	54.62	57.18	60.31	62.29	54.37	
		Stride count	36.18	35.38	35.41	34.27	33.28	34.09	34.30	33.83	33.06	32.19	31.68	440.78	

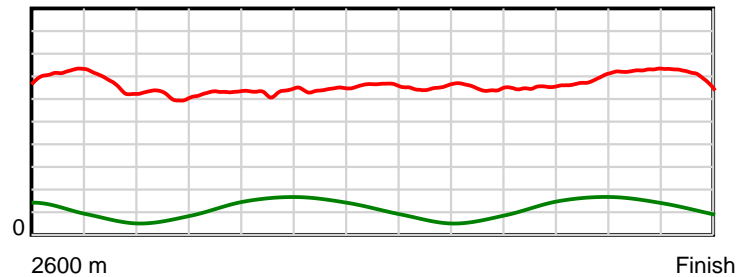
10 m Stride length



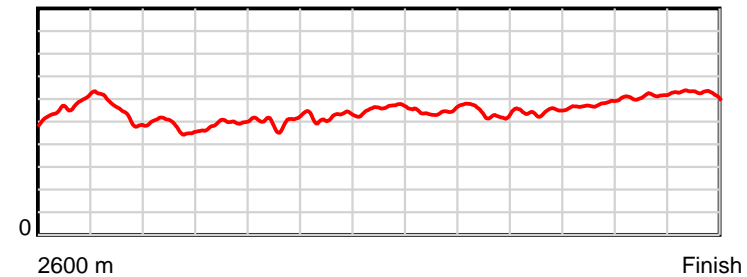
0.6 s Stride duration



20 m/sec Speed



100 % Stride efficiency



Note: Horizontal distance axis grid lines are 200m furlongs.

Disclaimer.

HRNZ and NZMTC and Thoroughbred Ratings Pty Ltd accepts no responsibility for the completeness or accuracy of any of the information contained herein, and makes no representations about its suitability for any particular purpose. Users should make their own judgements about those matters and/or seek independent advice. You assume all risks associated with use of the data provided on this page.