



## Race Results

NZ Metropolitan Trotting Club Inc, HRNZ, August 26, 2022

Compilation date: September 5, 2022, 2:43:19 PM (NZST)

Copyright © 2022 HRNZ and NZMTC. All rights reserved.

### Trademarks.

StrideMASTER is a registered trademark of Thoroughbred Ratings Pty Ltd.

### Disclaimer.

HRNZ and NZMTC and Thoroughbred Ratings Pty Ltd accepts no responsibility for the completeness or accuracy of any of the information contained herein, and makes no representations about its suitability for any particular purpose. Users should make their own judgements about those matters and/or seek independent advice. You assume all risks associated with use of the data provided on this page.



# Race Results



August 26, 2022, Race 6, ALLIED SECURITY MAURICE HOLMES VASE (STAND PACE), Distance 2600m, Addington - Survey 3200m

Result	TAB no.	Horse (Barrier)	2600 to	2400m to
1st	5	<b>Heza Sport (6)</b>	<b>2400m</b>	<b>2200m</b>
		Position in running (margin)	-	9(8.3)
		Sectional time (s)	16.31	13.95
		Cumulative time (s)	190.37	174.06
		Speed (m/s)	12.26	14.34
		Stride length (m)	5.48	6.66
		Stride duration (s)	0.439	0.464
		Stride efficiency (%)	46.97	69.25
		Stride count	36.48	30.04

#### Disclaimer.

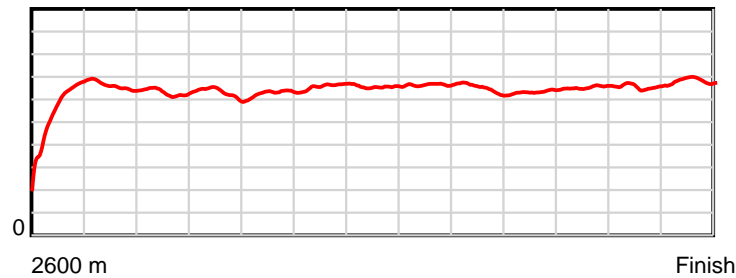
HRNZ and NZMTC and Thoroughbred Ratings Pty Ltd accepts no responsibility for the completeness or accuracy of any of the information contained herein, and makes no representations about its suitability for any particular purpose. Users should make their own judgements about those matters and/or seek independent advice. You assume all risks associated with use of the data provided on this page.

# Race Results

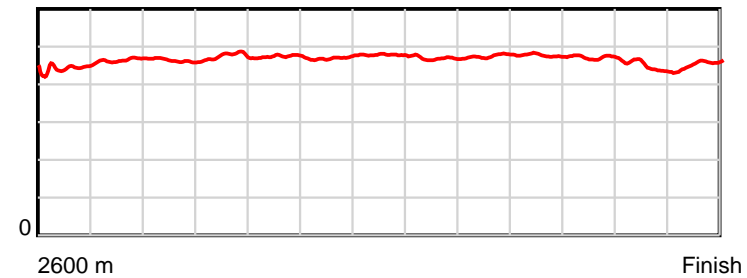
August 26, 2022, Race 6, ALLIED SECURITY MAURICE HOLMES VASE (STAND PACE), Distance 2600m, Addington - Survey 3200m

Result	TAB no.	Horse (Barrier)	2200m to	2000m to	1800m to	1600m to	1400m to	1200m to	1000m to	800m to	600m to	400m to	200m to	Total or	Margin
1st	5	Heza Sport (6)	2000m	1800m	1600m	1400m	1200m	1000m	800m	600m	400m	200m	WP	Average	
		Position in running (margin)	7(10.8)	7(8.6)	9(8.5)	8(7.7)	7(7.0)	7(4.4)	6(5.1)	6(5.0)	5(3.9)	5(3.6)	3(0.9)		0.00
		Sectional time (s)	14.69	15.01	15.31	14.28	14.53	14.31	15.01	14.94	14.62	14.01	13.40		
		Cumulative time (s)	160.11	145.42	130.41	115.10	100.82	86.29	71.98	56.97	42.03	27.41	13.40	3:10.37	
		Speed (m/s)	13.61	13.32	13.06	14.01	13.76	13.98	13.32	13.39	13.68	14.28	14.93	13.66	
		Stride length (m)	6.31	6.33	6.19	6.57	6.58	6.56	6.33	6.38	6.44	6.36	6.81	6.37	
		Stride duration (s)	0.463	0.475	0.474	0.469	0.478	0.469	0.475	0.477	0.471	0.446	0.456	0.466	
		Stride efficiency (%)	62.16	62.53	59.83	67.45	67.63	67.21	62.66	63.65	64.90	63.29	72.44	63.38	
		Stride count	31.71	31.62	32.32	30.44	30.40	30.50	31.58	31.34	31.03	31.43	29.37	408.26	

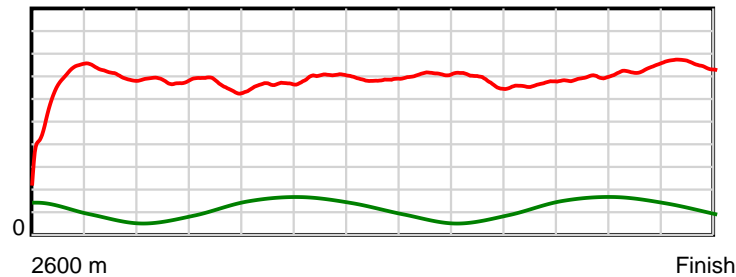
10 m Stride length



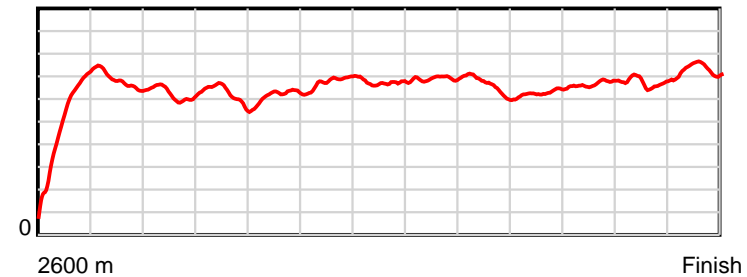
0.6 s Stride duration



20 m/sec Speed



100 % Stride efficiency



Note: Horizontal distance axis grid lines are 200m furlongs.

## Disclaimer.

HRNZ and NZMTC and Thoroughbred Ratings Pty Ltd accepts no responsibility for the completeness or accuracy of any of the information contained herein, and makes no representations about its suitability for any particular purpose. Users should make their own judgements about those matters and/or seek independent advice. You assume all risks associated with use of the data provided on this page.



# Race Results



August 26, 2022, Race 6, ALLIED SECURITY MAURICE HOLMES VASE (STAND PACE), Distance 2600m, Addington - Survey 3200m

Result	TAB no.	Horse (Barrier)	2600 to	2400m to
2nd	10	<b>The Falcon (0)</b>	<b>2400m</b>	<b>2200m</b>
		Position in running (margin)	-	10(8.7)
		Sectional time (s)	16.49	14.70
		Cumulative time (s)	190.40	173.91
		Speed (m/s)	12.13	13.61
		Stride length (m)	6.00	6.48
		Stride duration (s)	0.448	0.476
		Stride efficiency (%)	56.22	65.54
		Stride count	33.34	30.88

#### Disclaimer.

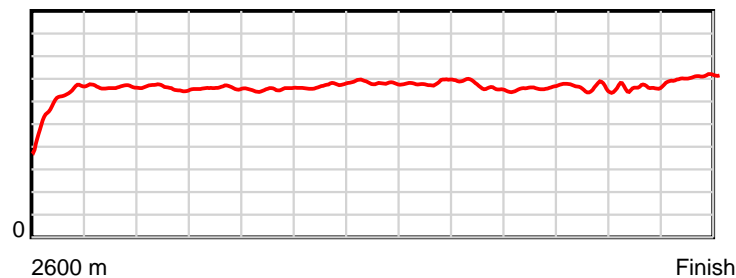
HRNZ and NZMTC and Thoroughbred Ratings Pty Ltd accepts no responsibility for the completeness or accuracy of any of the information contained herein, and makes no representations about its suitability for any particular purpose. Users should make their own judgements about those matters and/or seek independent advice. You assume all risks associated with use of the data provided on this page.

# Race Results

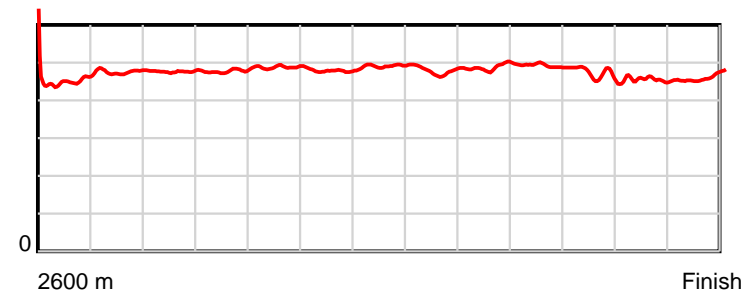
August 26, 2022, Race 6, ALLIED SECURITY MAURICE HOLMES VASE (STAND PACE), Distance 2600m, Addington - Survey 3200m

Result	TAB no.	Horse (Barrier)	2200m to	2000m to	1800m to	1600m to	1400m to	1200m to	1000m to	800m to	600m to	400m to	200m to	Total or	Margin
2nd	10	<b>The Falcon (0)</b>	<b>2000m</b>	<b>1800m</b>	<b>1600m</b>	<b>1400m</b>	<b>1200m</b>	<b>1000m</b>	<b>800m</b>	<b>600m</b>	<b>400m</b>	<b>200m</b>	<b>WP</b>	<b>Average</b>	
		Position in running (margin)	10(15.8)	10(15.2)	10(11.8)	10(10.1)	9(9.2)	9(6.3)	8(6.9)	8(6.9)	7(5.6)	7(5.2)	6(2.3)		0.20
		Sectional time (s)	14.95	14.47	15.16	14.24	14.49	14.30	15.02	14.89	14.61	13.99	13.09		
		Cumulative time (s)	159.21	144.26	129.79	114.63	100.39	85.90	71.60	56.58	41.69	27.08	13.09	3:10.40	
		Speed (m/s)	13.38	13.82	13.19	14.04	13.80	13.99	13.32	13.43	13.69	14.30	15.28	13.66	
		Stride length (m)	6.37	6.60	6.44	6.72	6.79	6.70	6.51	6.60	6.41	6.51	7.08	6.54	
		Stride duration (s)	0.476	0.478	0.488	0.478	0.492	0.479	0.489	0.491	0.468	0.455	0.464	0.479	
		Stride efficiency (%)	63.41	68.09	64.78	70.50	72.03	70.07	66.20	68.05	64.23	66.16	78.40	66.92	
		Stride count	31.40	30.30	31.06	29.78	29.46	29.87	30.73	30.31	31.20	30.74	28.24	397.31	

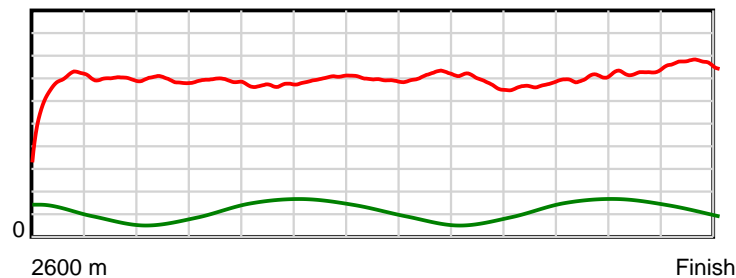
10 m Stride length



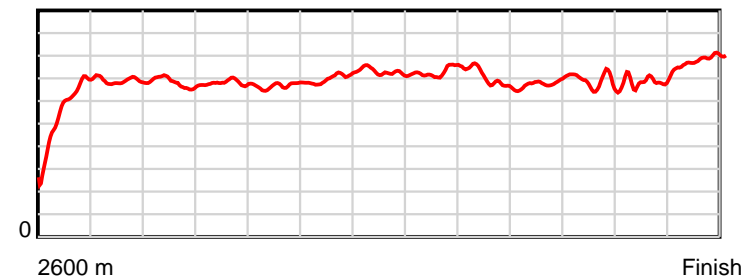
0.6 s Stride duration



20 m/sec Speed



100 % Stride efficiency



Note: Horizontal distance axis grid lines are 200m furlongs.

## Disclaimer.

HRNZ and NZMTC and Thoroughbred Ratings Pty Ltd accepts no responsibility for the completeness or accuracy of any of the information contained herein, and makes no representations about its suitability for any particular purpose. Users should make their own judgements about those matters and/or seek independent advice. You assume all risks associated with use of the data provided on this page.



# Race Results



August 26, 2022, Race 6, ALLIED SECURITY MAURICE HOLMES VASE (STAND PACE), Distance 2600m, Addington - Survey 3200m

Result	TAB no.	Horse (Barrier)	2600 to	2400m to
3rd	11	<b>Laver (1)</b>	<b>2400m</b>	<b>2200m</b>
		Position in running (margin)	-	11(11.0)
		Sectional time (s)	16.79	14.60
		Cumulative time (s)	190.53	173.74
		Speed (m/s)	11.91	13.70
		Stride length (m)	5.28	5.73
		Stride duration (s)	0.405	0.418
		Stride efficiency (%)	43.55	51.29
		Stride count	37.88	34.91

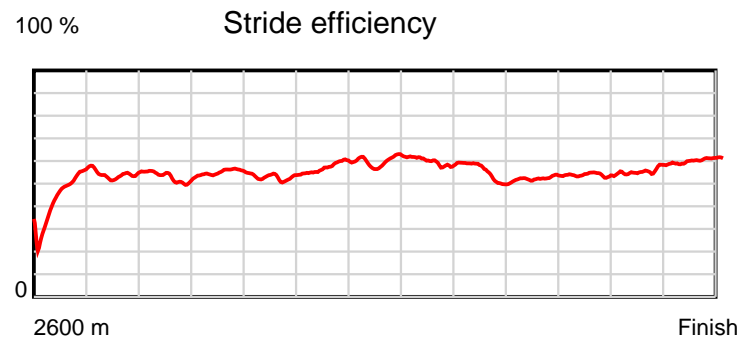
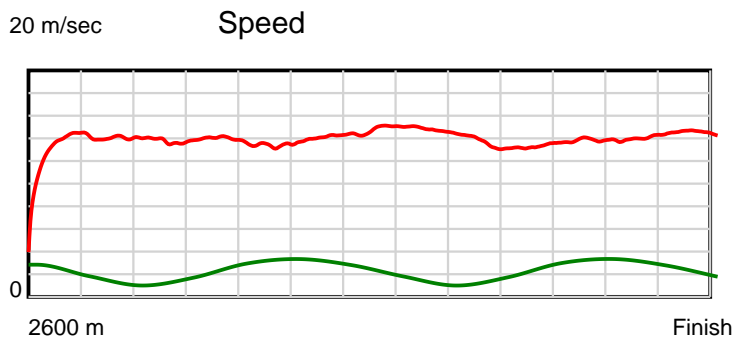
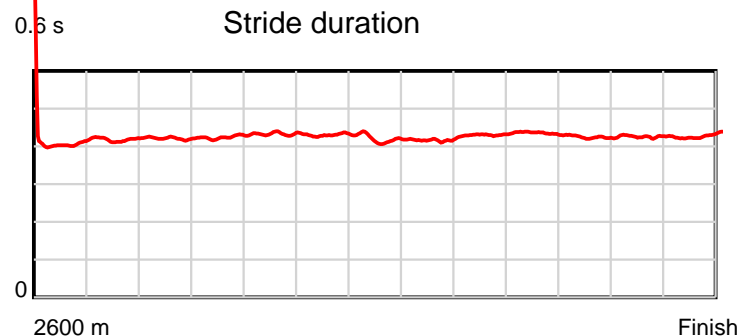
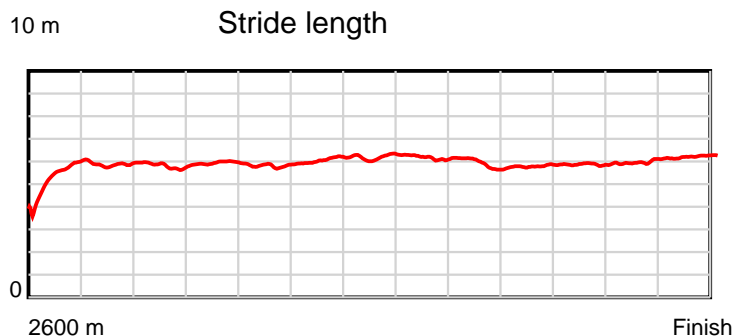
#### Disclaimer.

HRNZ and NZMTC and Thoroughbred Ratings Pty Ltd accepts no responsibility for the completeness or accuracy of any of the information contained herein, and makes no representations about its suitability for any particular purpose. Users should make their own judgements about those matters and/or seek independent advice. You assume all risks associated with use of the data provided on this page.

# Race Results

August 26, 2022, Race 6, ALLIED SECURITY MAURICE HOLMES VASE (STAND PACE), Distance 2600m, Addington - Survey 3200m

Result	TAB no.	Horse (Barrier)	2200m to	2000m to	1800m to	1600m to	1400m to	1200m to	1000m to	800m to	600m to	400m to	200m to	Total or	Margin
3rd	11	Laver (1)	2000m	1800m	1600m	1400m	1200m	1000m	800m	600m	400m	200m	WP	Average	
		Position in running (margin)	11(17.4)	11(17.6)	11(13.4)	11(12.5)	11(11.5)	5(3.1)	2(1.2)	2(1.1)	2(0.4)	1(0.0)	1(0.0)		0.90
		Sectional time (s)	15.08	14.34	15.29	14.23	13.56	13.88	15.00	15.00	14.59	14.47	13.70		
		Cumulative time (s)	159.14	144.06	129.72	114.43	100.20	86.64	72.76	57.76	42.76	28.17	13.70	3:10.53	
		Speed (m/s)	13.26	13.95	13.08	14.05	14.75	14.41	13.33	13.33	13.71	13.82	14.60	13.65	
		Stride length (m)	5.59	5.92	5.67	6.04	6.19	6.01	5.75	5.80	5.82	5.88	6.25	5.83	
		Stride duration (s)	0.421	0.424	0.433	0.430	0.420	0.417	0.431	0.435	0.424	0.425	0.428	0.427	
		Stride efficiency (%)	48.80	54.74	50.21	57.04	59.95	56.48	51.58	52.53	52.85	54.07	60.98	53.10	
		Stride count	35.79	33.79	35.28	33.10	32.29	33.27	34.81	34.50	34.39	34.00	32.02	446.03	



Note: Horizontal distance axis grid lines are 200m furlongs.

#### Disclaimer.

HRNZ and NZMTC and Thoroughbred Ratings Pty Ltd accepts no responsibility for the completeness or accuracy of any of the information contained herein, and makes no representations about its suitability for any particular purpose. Users should make their own judgements about those matters and/or seek independent advice. You assume all risks associated with use of the data provided on this page.



# Race Results



August 26, 2022, Race 6, ALLIED SECURITY MAURICE HOLMES VASE (STAND PACE), Distance 2600m, Addington - Survey 3200m

Result	TAB no.	Horse (Barrier)	2600 to	2400m to
4th	6	Smiffy's Terro... (7)	2400m	2200m
		Position in running (margin)	-	6(4.5)
		Sectional time (s)	15.68	14.27
		Cumulative time (s)	191.03	175.35
		Speed (m/s)	12.75	14.02
		Stride length (m)	5.97	6.50
		Stride duration (s)	0.457	0.464
		Stride efficiency (%)	55.62	66.11
		Stride count	33.52	30.75

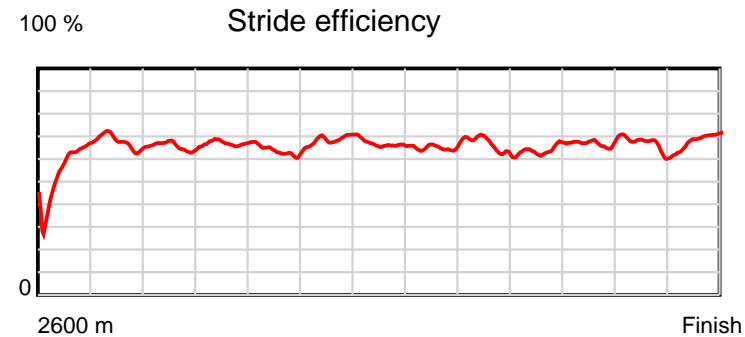
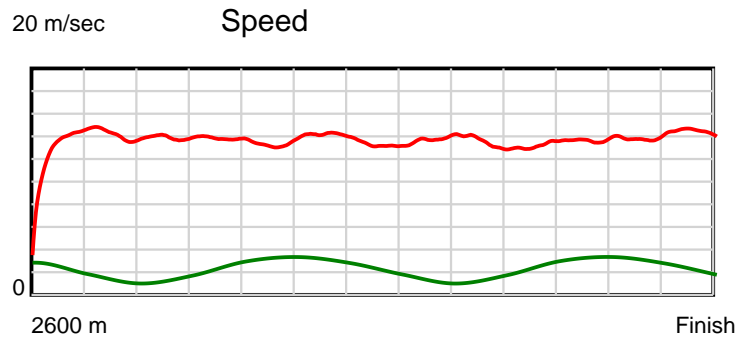
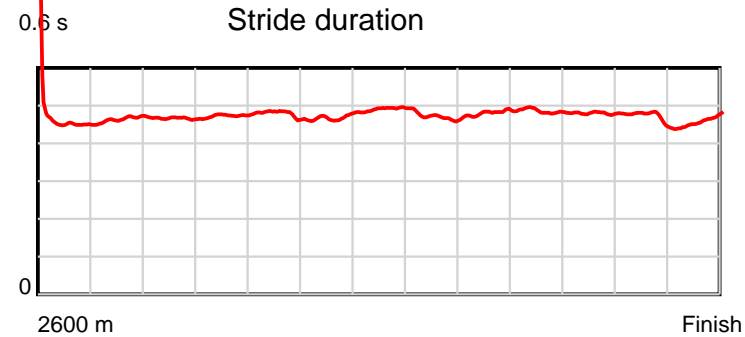
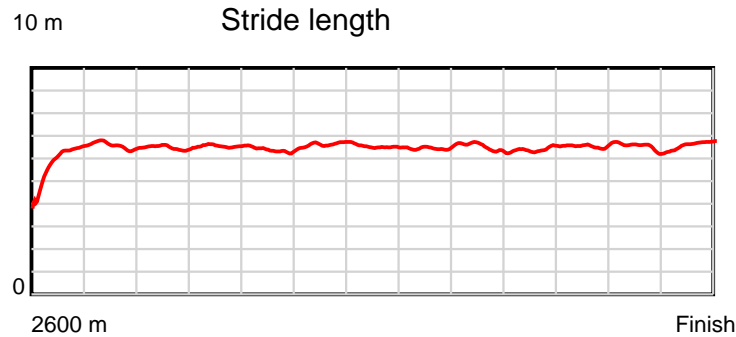
#### Disclaimer.

HRNZ and NZMTC and Thoroughbred Ratings Pty Ltd accepts no responsibility for the completeness or accuracy of any of the information contained herein, and makes no representations about its suitability for any particular purpose. Users should make their own judgements about those matters and/or seek independent advice. You assume all risks associated with use of the data provided on this page.

# Race Results

August 26, 2022, Race 6, ALLIED SECURITY MAURICE HOLMES VASE (STAND PACE), Distance 2600m, Addington - Survey 3200m

Result	TAB no.	Horse (Barrier)	2200m to	2000m to	1800m to	1600m to	1400m to	1200m to	1000m to	800m to	600m to	400m to	200m to	Total or	Margin
4th	6	<b>Smiffy's Terro... (7)</b>	<b>2000m</b>	<b>1800m</b>	<b>1600m</b>	<b>1400m</b>	<b>1200m</b>	<b>1000m</b>	<b>800m</b>	<b>600m</b>	<b>400m</b>	<b>200m</b>	<b>WP</b>	<b>Average</b>	
		Position in running (margin)	6(8.9)	6(6.0)	4(2.1)	2(1.0)	1(0.0)	1(0.0)	3(1.5)	3(2.2)	4(2.0)	4(2.2)	5(2.0)		3.80
		Sectional time (s)	14.56	14.38	15.27	14.23	14.97	14.44	15.15	15.09	14.70	14.44	13.85		
		Cumulative time (s)	161.08	146.52	132.14	116.87	102.64	87.67	73.23	58.08	42.99	28.29	13.85	3:11.03	
		Speed (m/s)	13.74	13.91	13.10	14.05	13.36	13.85	13.20	13.25	13.61	13.85	14.44	13.61	
		Stride length (m)	6.41	6.57	6.26	6.59	6.56	6.51	6.36	6.44	6.53	6.50	6.64	6.45	
		Stride duration (s)	0.466	0.473	0.478	0.469	0.491	0.470	0.481	0.486	0.480	0.469	0.460	0.474	
		Stride efficiency (%)	64.18	67.52	61.29	67.90	67.29	66.30	63.15	64.77	66.57	66.04	68.98	64.91	
		Stride count	31.21	30.43	31.94	30.34	30.48	30.71	31.46	31.06	30.64	30.77	30.10	403.41	



Note: Horizontal distance axis grid lines are 200m furlongs.

#### Disclaimer.

HRNZ and NZMTC and Thoroughbred Ratings Pty Ltd accepts no responsibility for the completeness or accuracy of any of the information contained herein, and makes no representations about its suitability for any particular purpose. Users should make their own judgements about those matters and/or seek independent advice. You assume all risks associated with use of the data provided on this page.



# Race Results



August 26, 2022, Race 6, ALLIED SECURITY MAURICE HOLMES VASE (STAND PACE), Distance 2600m, Addington - Survey 3200m

Result	TAB no.	Horse (Barrier)	2600 to	2400m to
5th	1	<b>Steel The Show (2)</b>	<b>2400m</b>	<b>2200m</b>
		Position in running (margin)	-	3(1.2)
		Sectional time (s)	15.14	14.40
		Cumulative time (s)	191.17	176.03
		Speed (m/s)	13.21	13.89
		Stride length (m)	5.38	5.98
		Stride duration (s)	0.404	0.431
		Stride efficiency (%)	45.26	55.85
		Stride count	37.16	33.46

#### Disclaimer.

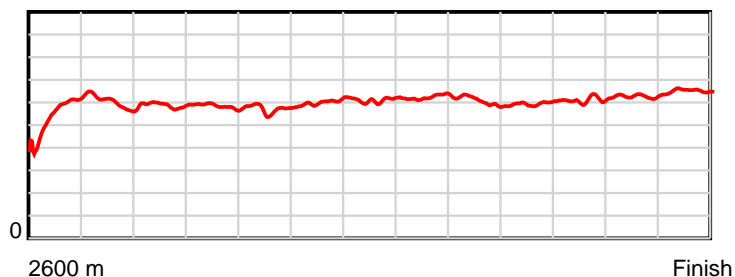
HRNZ and NZMTC and Thoroughbred Ratings Pty Ltd accepts no responsibility for the completeness or accuracy of any of the information contained herein, and makes no representations about its suitability for any particular purpose. Users should make their own judgements about those matters and/or seek independent advice. You assume all risks associated with use of the data provided on this page.

# Race Results

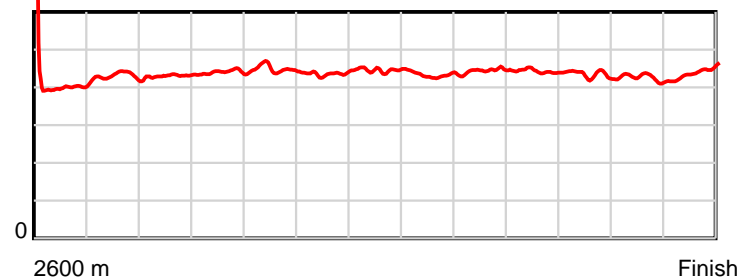
August 26, 2022, Race 6, ALLIED SECURITY MAURICE HOLMES VASE (STAND PACE), Distance 2600m, Addington - Survey 3200m

Result	TAB no.	Horse (Barrier)	2200m to	2000m to	1800m to	1600m to	1400m to	1200m to	1000m to	800m to	600m to	400m to	200m to	Total or	Margin
5th	1	<b>Steel The Show (2)</b>	<b>2000m</b>	<b>1800m</b>	<b>1600m</b>	<b>1400m</b>	<b>1200m</b>	<b>1000m</b>	<b>800m</b>	<b>600m</b>	<b>400m</b>	<b>200m</b>	<b>WP</b>	<b>Average</b>	
		Position in running (margin)	5(6.4)	5(4.9)	7(6.0)	9(8.7)	10(9.6)	11(8.1)	9(8.2)	10(8.1)	9(7.0)	9(6.4)	7(4.2)		4.60
		Sectional time (s)	14.81	15.22	15.90	14.54	14.70	14.21	15.01	14.94	14.55	14.10	13.65		
		Cumulative time (s)	161.63	146.82	131.60	115.70	101.16	86.46	72.25	57.24	42.30	27.75	13.65	3:11.17	
		Speed (m/s)	13.50	13.14	12.58	13.76	13.61	14.07	13.32	13.39	13.75	14.18	14.65	13.60	
		Stride length (m)	5.81	5.78	5.65	6.00	6.07	6.10	5.91	5.92	5.96	6.04	6.49	5.92	
		Stride duration (s)	0.430	0.440	0.449	0.436	0.446	0.433	0.444	0.442	0.433	0.426	0.443	0.435	
		Stride efficiency (%)	52.77	52.26	49.84	56.19	57.51	58.09	54.65	54.81	55.42	56.94	65.74	54.74	
		Stride count	34.42	34.58	35.41	33.35	32.97	32.80	33.82	33.77	33.59	33.13	30.83	439.29	

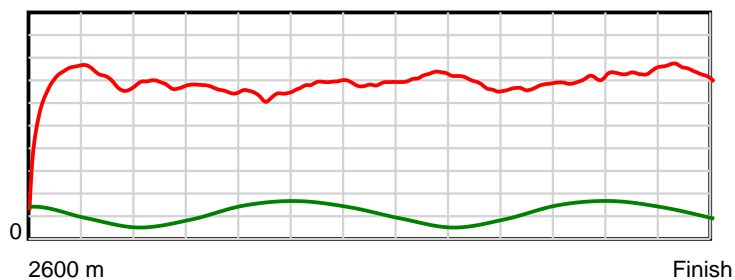
10 m Stride length



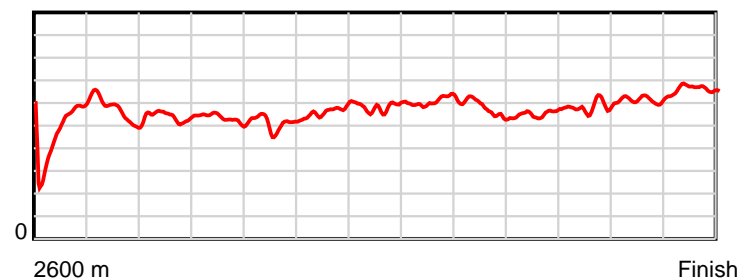
0.6 s Stride duration



20 m/sec Speed



100 % Stride efficiency



Note: Horizontal distance axis grid lines are 200m furlongs.

## Disclaimer.

HRNZ and NZMTC and Thoroughbred Ratings Pty Ltd accepts no responsibility for the completeness or accuracy of any of the information contained herein, and makes no representations about its suitability for any particular purpose. Users should make their own judgements about those matters and/or seek independent advice. You assume all risks associated with use of the data provided on this page.



# Race Results



August 26, 2022, Race 6, ALLIED SECURITY MAURICE HOLMES VASE (STAND PACE), Distance 2600m, Addington - Survey 3200m

Result	TAB no.	Horse (Barrier)	2600 to	2400m to
6th	9	<b>Johnny Mac (10)</b>	<b>2400m</b>	<b>2200m</b>
		Position in running (margin)	-	8(7.8)
		Sectional time (s)	16.33	14.38
		Cumulative time (s)	191.28	174.95
		Speed (m/s)	12.25	13.91
		Stride length (m)	5.33	5.86
		Stride duration (s)	0.418	0.421
		Stride efficiency (%)	44.32	53.67
		Stride count	37.55	34.13

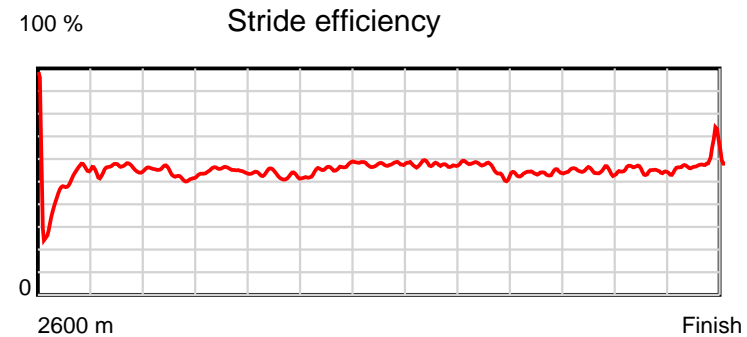
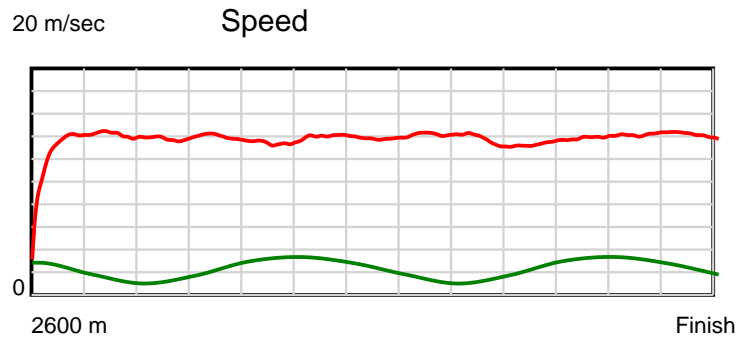
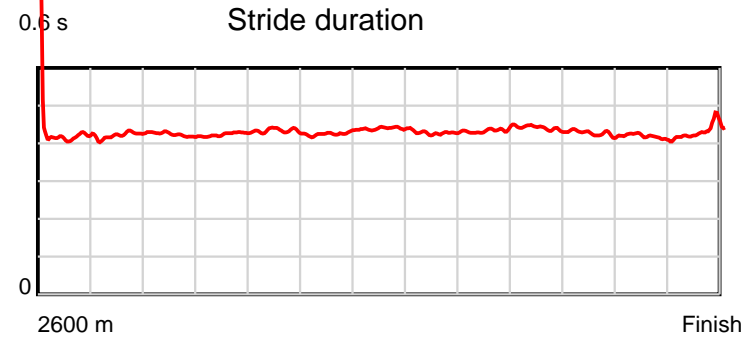
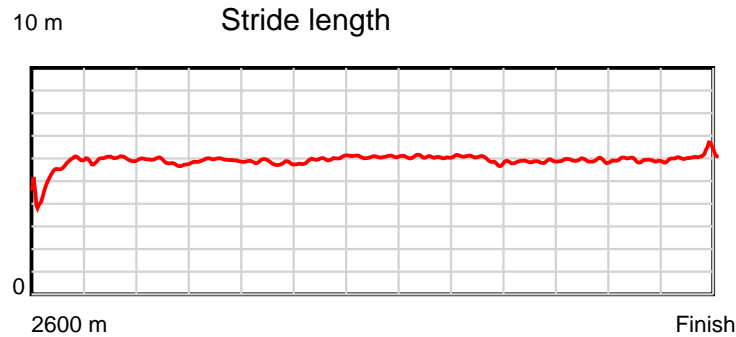
#### Disclaimer.

HRNZ and NZMTC and Thoroughbred Ratings Pty Ltd accepts no responsibility for the completeness or accuracy of any of the information contained herein, and makes no representations about its suitability for any particular purpose. Users should make their own judgements about those matters and/or seek independent advice. You assume all risks associated with use of the data provided on this page.

# Race Results

August 26, 2022, Race 6, ALLIED SECURITY MAURICE HOLMES VASE (STAND PACE), Distance 2600m, Addington - Survey 3200m

Result	TAB no.	Horse (Barrier)	2200m to	2000m to	1800m to	1600m to	1400m to	1200m to	1000m to	800m to	600m to	400m to	200m to	Total or	Margin
6th	9	<b>Johnny Mac (10)</b>	<b>2000m</b>	<b>1800m</b>	<b>1600m</b>	<b>1400m</b>	<b>1200m</b>	<b>1000m</b>	<b>800m</b>	<b>600m</b>	<b>400m</b>	<b>200m</b>	<b>WP</b>	<b>Average</b>	
		Position in running (margin)	9(12.9)	9(11.4)	8(6.9)	6(5.5)	6(5.7)	4(2.5)	4(3.0)	4(2.8)	3(1.7)	3(2.2)	4(1.5)		5.20
		Sectional time (s)	14.80	14.29	15.22	14.41	14.44	14.28	14.98	14.94	14.74	14.35	14.12		
		Cumulative time (s)	160.57	145.77	131.48	116.26	101.85	87.41	73.13	58.15	43.21	28.47	14.12	3:11.28	
		Speed (m/s)	13.51	14.00	13.14	13.88	13.85	14.01	13.35	13.39	13.57	13.94	14.16	13.59	
		Stride length (m)	5.73	5.93	5.70	5.91	6.09	5.99	5.81	5.88	5.77	5.83	6.11	5.83	
		Stride duration (s)	0.424	0.424	0.434	0.426	0.440	0.428	0.435	0.439	0.425	0.418	0.432	0.429	
		Stride efficiency (%)	51.23	55.02	50.75	54.58	57.91	56.08	52.72	54.05	52.03	53.07	58.42	53.20	
		Stride count	34.93	33.71	35.10	33.84	32.85	33.38	34.43	34.01	34.66	34.32	32.71	445.62	



Note: Horizontal distance axis grid lines are 200m furlongs.

#### Disclaimer.

HRNZ and NZMTC and Thoroughbred Ratings Pty Ltd accepts no responsibility for the completeness or accuracy of any of the information contained herein, and makes no representations about its suitability for any particular purpose. Users should make their own judgements about those matters and/or seek independent advice. You assume all risks associated with use of the data provided on this page.



# Race Results



August 26, 2022, Race 6, ALLIED SECURITY MAURICE HOLMES VASE (STAND PACE), Distance 2600m, Addington - Survey 3200m

Result	TAB no.	Horse (Barrier)	2600 to	2400m to
7th	3	<b>Heisenberg (4)</b>	<b>2400m</b>	<b>2200m</b>
		Position in running (margin)	-	7(6.9)
		Sectional time (s)	16.12	14.26
		Cumulative time (s)	191.46	175.34
		Speed (m/s)	12.41	14.03
		Stride length (m)	5.18	5.84
		Stride duration (s)	0.406	0.417
		Stride efficiency (%)	41.93	53.33
		Stride count	38.61	34.24

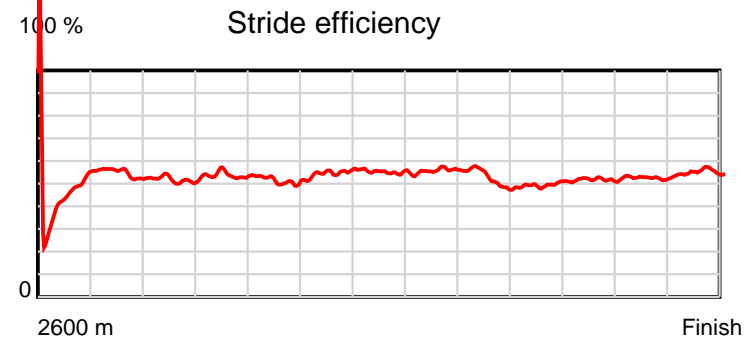
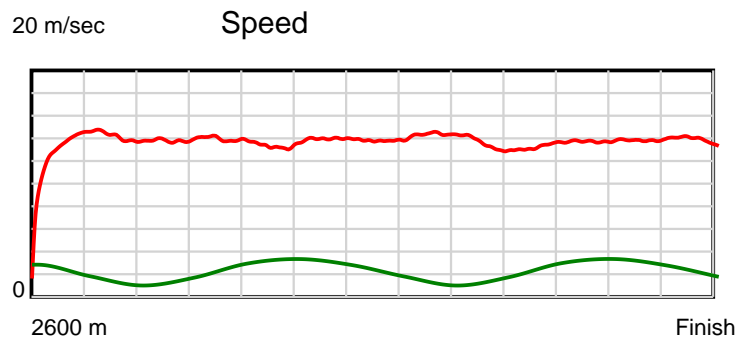
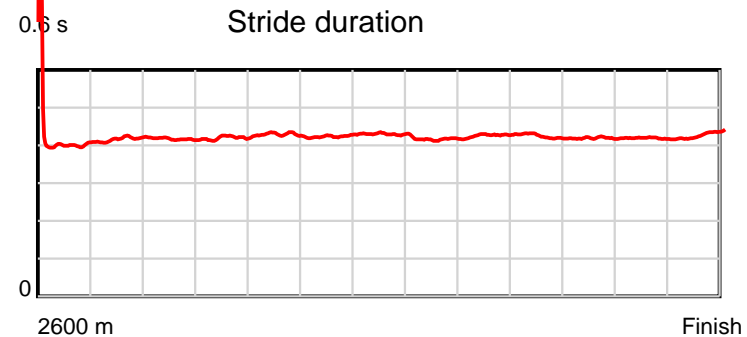
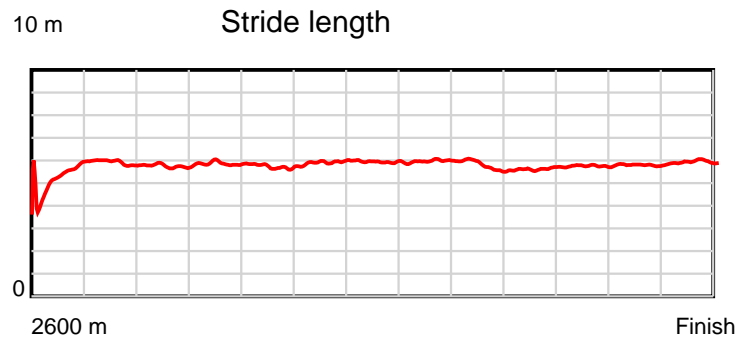
#### Disclaimer.

HRNZ and NZMTC and Thoroughbred Ratings Pty Ltd accepts no responsibility for the completeness or accuracy of any of the information contained herein, and makes no representations about its suitability for any particular purpose. Users should make their own judgements about those matters and/or seek independent advice. You assume all risks associated with use of the data provided on this page.

# Race Results

August 26, 2022, Race 6, ALLIED SECURITY MAURICE HOLMES VASE (STAND PACE), Distance 2600m, Addington - Survey 3200m

Result	TAB no.	Horse (Barrier)	2200m to	2000m to	1800m to	1600m to	1400m to	1200m to	1000m to	800m to	600m to	400m to	200m to	Total or	Margin
7th	3	<b>Heisenberg (4)</b>	<b>2000m</b>	<b>1800m</b>	<b>1600m</b>	<b>1400m</b>	<b>1200m</b>	<b>1000m</b>	<b>800m</b>	<b>600m</b>	<b>400m</b>	<b>200m</b>	<b>WP</b>	<b>Average</b>	
		Position in running (margin)	8(11.2)	8(9.0)	6(4.9)	5(3.7)	4(3.9)	2(1.1)	1(0.0)	1(0.0)	2(0.3)	2(0.2)		6.20	
		Sectional time (s)	14.69	14.34	15.25	14.43	14.49	14.01	15.02	15.12	14.71	14.46	14.56		
		Cumulative time (s)	161.08	146.39	132.05	116.80	102.37	87.88	73.87	58.85	43.73	29.02	14.56	3:11.46	
		Speed (m/s)	13.61	13.95	13.11	13.86	13.80	14.28	13.32	13.23	13.60	13.83	13.74	13.58	
		Stride length (m)	5.68	5.86	5.62	5.88	5.93	5.94	5.68	5.61	5.70	5.79	5.88	5.73	
		Stride duration (s)	0.417	0.420	0.429	0.424	0.430	0.416	0.427	0.424	0.419	0.419	0.428	0.422	
		Stride efficiency (%)	50.35	53.64	49.36	53.97	54.97	55.13	50.46	49.13	50.70	52.44	54.09	51.32	
		Stride count	35.23	34.14	35.59	34.03	33.72	33.67	35.19	35.67	35.11	34.52	33.99	453.71	



Note: Horizontal distance axis grid lines are 200m furlongs.

#### Disclaimer.

HRNZ and NZMTC and Thoroughbred Ratings Pty Ltd accepts no responsibility for the completeness or accuracy of any of the information contained herein, and makes no representations about its suitability for any particular purpose. Users should make their own judgements about those matters and/or seek independent advice. You assume all risks associated with use of the data provided on this page.



# Race Results



August 26, 2022, Race 6, ALLIED SECURITY MAURICE HOLMES VASE (STAND PACE), Distance 2600m, Addington - Survey 3200m

Result	TAB no.	Horse (Barrier)	2600 to	2400m to
8th	2	<b>Classie Brigad... (3)</b>	<b>2400m</b>	<b>2200m</b>
		Position in running (margin)	-	4(2.4)
		Sectional time (s)	15.33	13.79
		Cumulative time (s)	191.56	176.23
		Speed (m/s)	13.05	14.50
		Stride length (m)	5.56	6.24
		Stride duration (s)	0.422	0.430
		Stride efficiency (%)	48.27	60.88
		Stride count	35.98	32.04

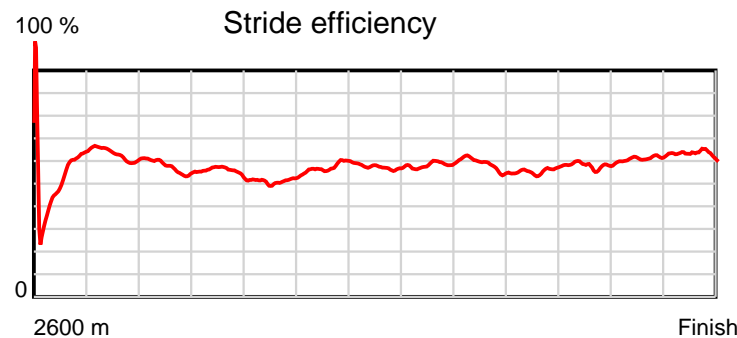
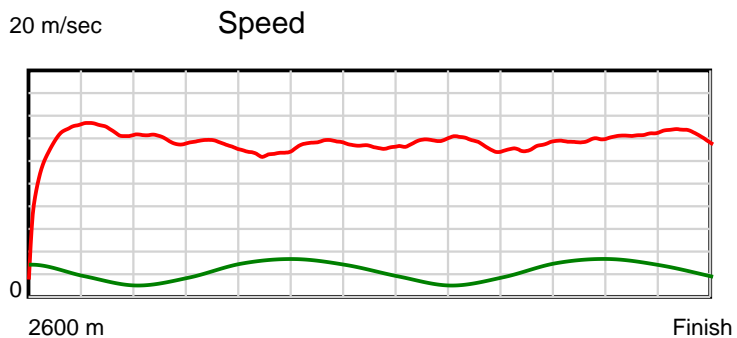
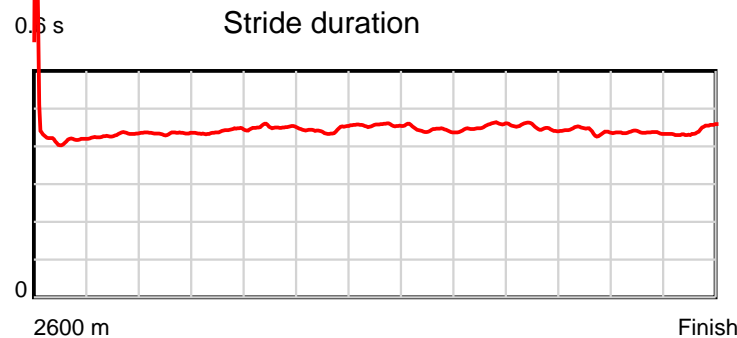
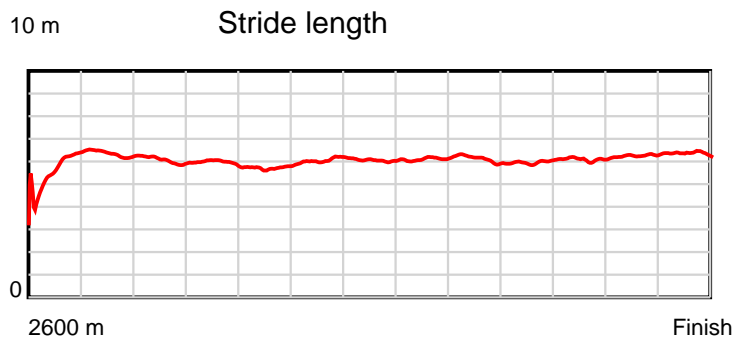
#### Disclaimer.

HRNZ and NZMTC and Thoroughbred Ratings Pty Ltd accepts no responsibility for the completeness or accuracy of any of the information contained herein, and makes no representations about its suitability for any particular purpose. Users should make their own judgements about those matters and/or seek independent advice. You assume all risks associated with use of the data provided on this page.

# Race Results

August 26, 2022, Race 6, ALLIED SECURITY MAURICE HOLMES VASE (STAND PACE), Distance 2600m, Addington - Survey 3200m

Result	TAB no.	Horse (Barrier)	2200m to	2000m to	1800m to	1600m to	1400m to	1200m to	1000m to	800m to	600m to	400m to	200m to	Total or	Margin
8th	2	<b>Classie Brigad... (3)</b>	<b>2000m</b>	<b>1800m</b>	<b>1600m</b>	<b>1400m</b>	<b>1200m</b>	<b>1000m</b>	<b>800m</b>	<b>600m</b>	<b>400m</b>	<b>200m</b>	<b>WP</b>	<b>Average</b>	
		Position in running (margin)	3(4.0)	2(1.3)	1(0.0)	3(2.4)	3(3.4)	6(4.2)	7(5.8)	7(5.8)	8(5.6)	8(5.8)	8(4.3)		6.80
		Sectional time (s)	14.60	14.82	15.85	14.56	15.10	14.45	15.03	15.09	14.69	14.22	14.03		
		Cumulative time (s)	162.44	147.84	133.02	117.17	102.61	87.51	73.06	58.03	42.94	28.25	14.03	3:11.56	
		Speed (m/s)	13.70	13.50	12.62	13.74	13.25	13.84	13.31	13.25	13.61	14.06	14.26	13.57	
		Stride length (m)	5.95	5.93	5.70	6.09	6.04	6.15	6.03	5.97	6.00	6.14	6.31	6.00	
		Stride duration (s)	0.435	0.440	0.451	0.443	0.456	0.444	0.453	0.450	0.441	0.436	0.443	0.442	
		Stride efficiency (%)	55.39	55.01	50.72	57.93	56.98	59.04	56.85	55.65	56.28	58.91	62.30	56.30	
		Stride count	33.59	33.71	35.11	32.85	33.12	32.54	33.16	33.51	33.33	32.57	31.67	433.18	



Note: Horizontal distance axis grid lines are 200m furlongs.

#### Disclaimer.

HRNZ and NZMTC and Thoroughbred Ratings Pty Ltd accepts no responsibility for the completeness or accuracy of any of the information contained herein, and makes no representations about its suitability for any particular purpose. Users should make their own judgements about those matters and/or seek independent advice. You assume all risks associated with use of the data provided on this page.



# Race Results



August 26, 2022, Race 6, ALLIED SECURITY MAURICE HOLMES VASE (STAND PACE), Distance 2600m, Addington - Survey 3200m

Result	TAB no.	Horse (Barrier)	2600 to	2400m to
9th	8	<b>Mikey Maguire (9)</b>	<b>2400m</b>	<b>2200m</b>
		Position in running (margin)	-	5(2.8)
		Sectional time (s)	15.39	14.12
		Cumulative time (s)	191.91	176.52
		Speed (m/s)	13.00	14.16
		Stride length (m)	5.80	6.27
		Stride duration (s)	0.440	0.443
		Stride efficiency (%)	52.64	61.40
		Stride count	34.46	31.91

#### Disclaimer.

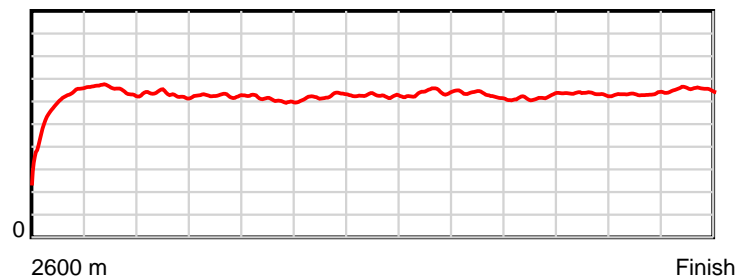
HRNZ and NZMTC and Thoroughbred Ratings Pty Ltd accepts no responsibility for the completeness or accuracy of any of the information contained herein, and makes no representations about its suitability for any particular purpose. Users should make their own judgements about those matters and/or seek independent advice. You assume all risks associated with use of the data provided on this page.

# Race Results

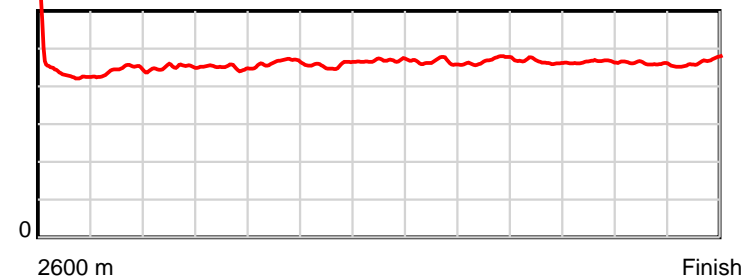
August 26, 2022, Race 6, ALLIED SECURITY MAURICE HOLMES VASE (STAND PACE), Distance 2600m, Addington - Survey 3200m

Result	TAB no.	Horse (Barrier)	2200m to	2000m to	1800m to	1600m to	1400m to	1200m to	1000m to	800m to	600m to	400m to	200m to	Total or	Margin
9th	8	<b>Mikey Maguire (9)</b>	<b>2000m</b>	<b>1800m</b>	<b>1600m</b>	<b>1400m</b>	<b>1200m</b>	<b>1000m</b>	<b>800m</b>	<b>600m</b>	<b>400m</b>	<b>200m</b>	<b>WP</b>	<b>Average</b>	
		Position in running (margin)	4(6.3)	4(3.6)	2(0.1)	1(0.0)	2(1.3)	3(1.8)	5(4.6)	5(4.3)	6(4.3)	6(4.6)	9(4.5)		8.80
		Sectional time (s)	14.60	14.45	15.43	14.60	15.06	14.65	14.97	15.12	14.72	14.45	14.35		
		Cumulative time (s)	162.40	147.80	133.35	117.92	103.32	88.26	73.61	58.64	43.52	28.80	14.35	3:11.91	
		Speed (m/s)	13.70	13.84	12.96	13.70	13.28	13.65	13.36	13.23	13.59	13.84	13.94	13.55	
		Stride length (m)	6.18	6.23	6.01	6.25	6.22	6.34	6.27	6.15	6.32	6.37	6.50	6.22	
		Stride duration (s)	0.451	0.450	0.464	0.457	0.468	0.465	0.469	0.465	0.465	0.460	0.466	0.459	
		Stride efficiency (%)	59.71	60.58	56.48	61.09	60.44	62.84	61.36	59.14	62.32	63.43	65.92	60.44	
		Stride count	32.35	32.12	33.27	31.99	32.16	31.54	31.92	32.51	31.67	31.39	30.79	418.08	

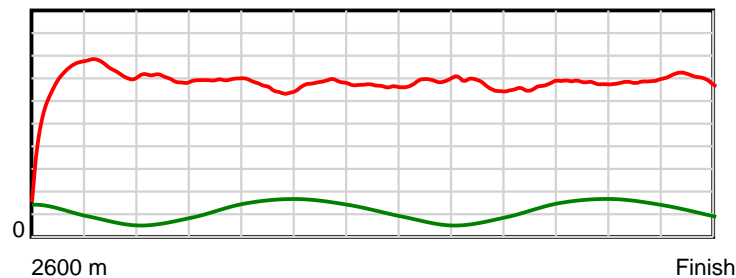
10 m Stride length



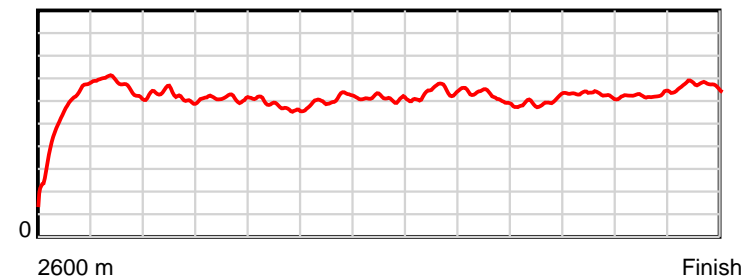
0.6 s Stride duration



20 m/sec Speed



100 % Stride efficiency



Note: Horizontal distance axis grid lines are 200m furlongs.

## Disclaimer.

HRNZ and NZMTC and Thoroughbred Ratings Pty Ltd accepts no responsibility for the completeness or accuracy of any of the information contained herein, and makes no representations about its suitability for any particular purpose. Users should make their own judgements about those matters and/or seek independent advice. You assume all risks associated with use of the data provided on this page.



# Race Results



August 26, 2022, Race 6, ALLIED SECURITY MAURICE HOLMES VASE (STAND PACE), Distance 2600m, Addington - Survey 3200m

Result	TAB no.	Horse (Barrier)	2600 to	2400m to
10th	7	<b>Terry (8)</b>	<b>2400m</b>	<b>2200m</b>
		Position in running (margin)	-	2(0.0)
		Sectional time (s)	15.05	13.53
		Cumulative time (s)	193.71	178.66
		Speed (m/s)	13.29	14.78
		Stride length (m)	5.56	6.32
		Stride duration (s)	0.404	0.428
		Stride efficiency (%)	48.35	62.42
		Stride count	35.95	31.64

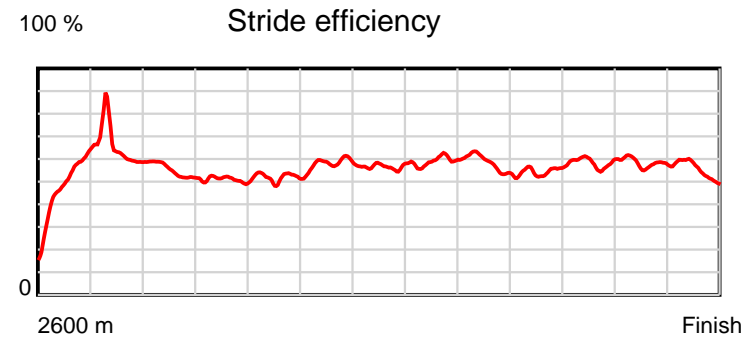
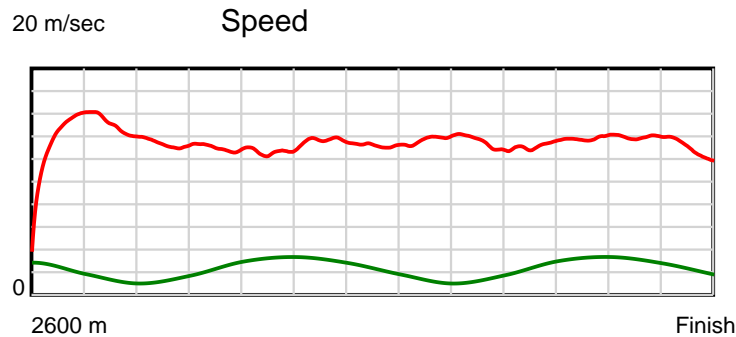
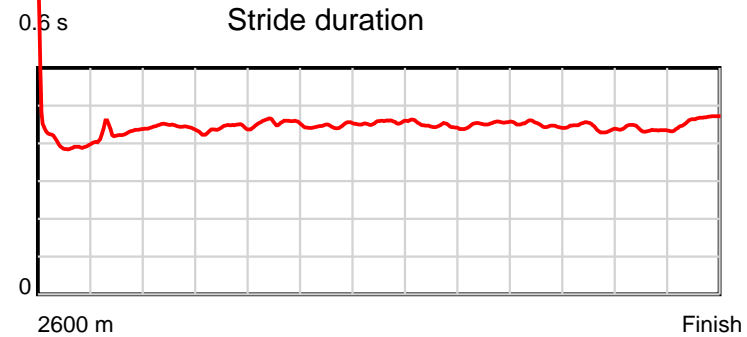
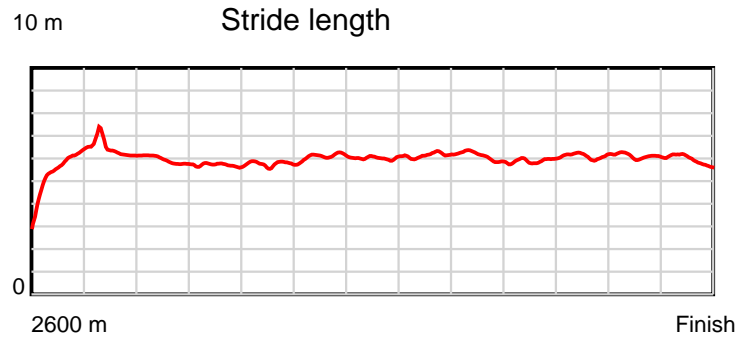
#### Disclaimer.

HRNZ and NZMTC and Thoroughbred Ratings Pty Ltd accepts no responsibility for the completeness or accuracy of any of the information contained herein, and makes no representations about its suitability for any particular purpose. Users should make their own judgements about those matters and/or seek independent advice. You assume all risks associated with use of the data provided on this page.

# Race Results

August 26, 2022, Race 6, ALLIED SECURITY MAURICE HOLMES VASE (STAND PACE), Distance 2600m, Addington - Survey 3200m

Result	TAB no.	Horse (Barrier)	2200m to	2000m to	1800m to	1600m to	1400m to	1200m to	1000m to	800m to	600m to	400m to	200m to	Total or	Margin
10th	7	Terry (8)	2000m	1800m	1600m	1400m	1200m	1000m	800m	600m	400m	200m	WP	Average	
		Position in running (margin)	1(0.0)	1(0.0)	3(1.7)	4(3.6)	5(5.2)	8(5.8)	10(8.3)	9(7.5)	10(7.6)	10(6.7)	10(6.6)		19.10
		Sectional time (s)	15.05	15.31	15.76	14.66	15.08	14.61	14.87	15.14	14.51	14.45	15.69		
		Cumulative time (s)	165.13	150.08	134.77	119.01	104.35	89.27	74.66	59.79	44.65	30.14	15.69	3:13.71	
		Speed (m/s)	13.29	13.06	12.69	13.64	13.26	13.69	13.45	13.21	13.78	13.84	12.75	13.42	
		Stride length (m)	5.91	5.74	5.78	6.09	6.04	6.13	6.09	5.92	6.09	6.05	5.90	5.97	
		Stride duration (s)	0.445	0.440	0.456	0.447	0.456	0.448	0.453	0.448	0.442	0.437	0.463	0.445	
		Stride efficiency (%)	54.52	51.57	52.26	58.04	57.08	58.70	57.93	54.81	58.03	57.27	54.49	55.64	
		Stride count	33.86	34.81	34.58	32.82	33.09	32.63	32.85	33.77	32.82	33.04	33.87	435.73	



Note: Horizontal distance axis grid lines are 200m furlongs.

#### Disclaimer.

HRNZ and NZMTC and Thoroughbred Ratings Pty Ltd accepts no responsibility for the completeness or accuracy of any of the information contained herein, and makes no representations about its suitability for any particular purpose. Users should make their own judgements about those matters and/or seek independent advice. You assume all risks associated with use of the data provided on this page.



# Race Results



August 26, 2022, Race 6, ALLIED SECURITY MAURICE HOLMES VASE (STAND PACE), Distance 2600m, Addington - Survey 3200m

Result	TAB no.	Horse (Barrier)	2600 to	2400m to
11th	4	Corravally Sta... (5)	2400m	2200m
		Position in running (margin)	-	1(0.0)
		Sectional time (s)	15.11	14.05
		Cumulative time (s)	194.37	179.26
		Speed (m/s)	13.24	14.23
		Stride length (m)	5.31	5.76
		Stride duration (s)	0.397	0.405
		Stride efficiency (%)	44.01	51.87
		Stride count	37.68	34.71

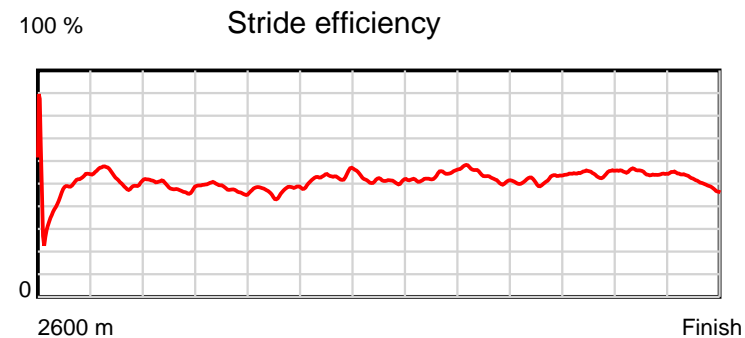
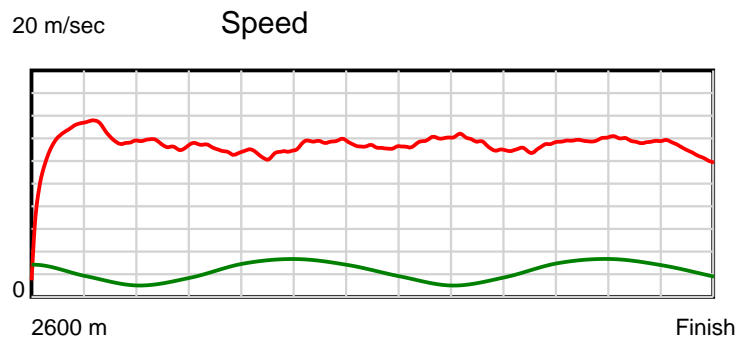
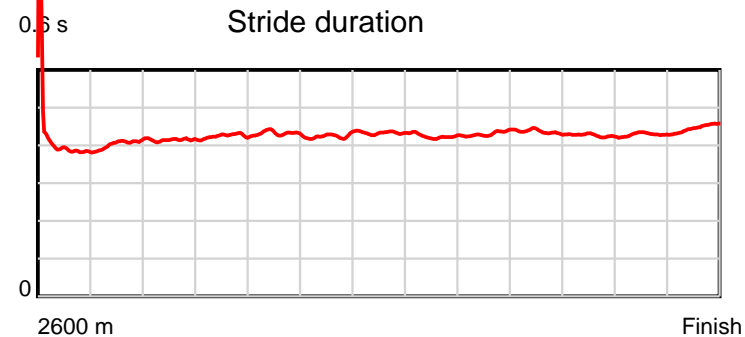
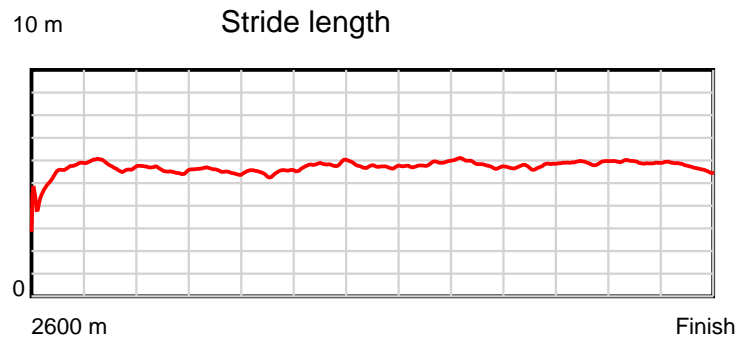
#### Disclaimer.

HRNZ and NZMTC and Thoroughbred Ratings Pty Ltd accepts no responsibility for the completeness or accuracy of any of the information contained herein, and makes no representations about its suitability for any particular purpose. Users should make their own judgements about those matters and/or seek independent advice. You assume all risks associated with use of the data provided on this page.

# Race Results

August 26, 2022, Race 6, ALLIED SECURITY MAURICE HOLMES VASE (STAND PACE), Distance 2600m, Addington - Survey 3200m

Result	TAB no.	Horse (Barrier)	2200m to	2000m to	1800m to	1600m to	1400m to	1200m to	1000m to	800m to	600m to	400m to	200m to	Total or	Margin
11th	4	Corravally Sta... (5)	2000m	1800m	1600m	1400m	1200m	1000m	800m	600m	400m	200m	WP	Average	
		Position in running (margin)	2(3.1)	3(2.6)	5(4.1)	7(6.5)	8(7.1)	10(7.6)	11(9.9)	11(9.7)	11(9.9)	11(9.5)	11(9.7)		22.90
		Sectional time (s)	14.98	15.28	15.84	14.49	15.06	14.56	15.00	15.15	14.59	14.50	15.76		
		Cumulative time (s)	165.21	150.23	134.95	119.11	104.62	89.56	75.00	60.00	44.85	30.26	15.76	3:14.37	
		Speed (m/s)	13.35	13.09	12.63	13.80	13.28	13.74	13.33	13.20	13.71	13.79	12.69	13.38	
		Stride length (m)	5.53	5.56	5.45	5.87	5.75	5.83	5.76	5.75	5.84	5.92	5.69	5.69	
		Stride duration (s)	0.414	0.425	0.432	0.425	0.433	0.424	0.432	0.436	0.426	0.429	0.448	0.425	
		Stride efficiency (%)	47.83	48.27	46.46	53.80	51.63	53.06	51.77	51.68	53.26	54.71	50.57	50.55	
		Stride count	36.15	35.99	36.68	34.08	34.79	34.32	34.75	34.78	34.26	33.80	35.16	457.15	



Note: Horizontal distance axis grid lines are 200m furlongs.

#### Disclaimer.

HRNZ and NZMTC and Thoroughbred Ratings Pty Ltd accepts no responsibility for the completeness or accuracy of any of the information contained herein, and makes no representations about its suitability for any particular purpose. Users should make their own judgements about those matters and/or seek independent advice. You assume all risks associated with use of the data provided on this page.