



## Race Results

NZ Metropolitan Trotting Club Inc, HRNZ, September 09, 2022

Compilation date: September 9, 2022, 9:12:29 PM (NZST)

Copyright © 2022 HRNZ and NZMTC. All rights reserved.

### Trademarks.

StrideMASTER is a registered trademark of Thoroughbred Ratings Pty Ltd.

### Disclaimer.

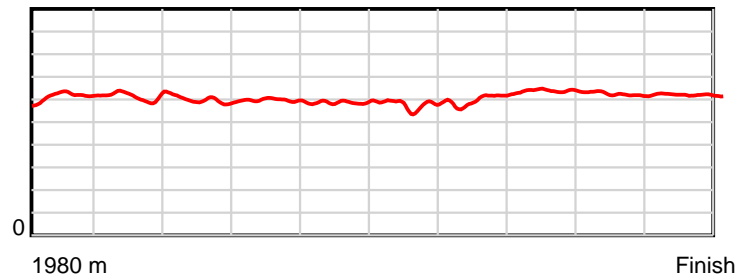
HRNZ and NZMTC and Thoroughbred Ratings Pty Ltd accepts no responsibility for the completeness or accuracy of any of the information contained herein, and makes no representations about its suitability for any particular purpose. Users should make their own judgements about those matters and/or seek independent advice. You assume all risks associated with use of the data provided on this page.

# Race Results

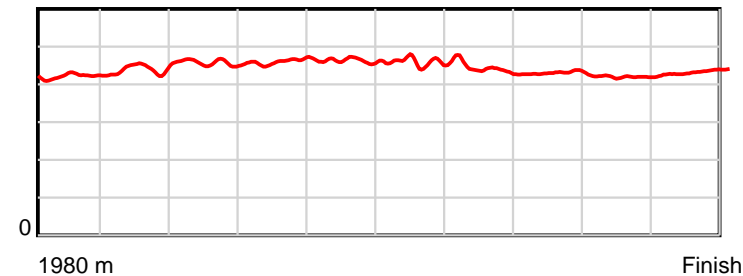
September 09, 2022, Race 10, PAUL RENWICK JOINERY MARES MOBILE PACE, Distance 1980m, Addington - Survey 1980m

Result	TAB no.	Horse (Barrier)	1980 to	1800m to	1600m to	1400m to	1200m to	1000m to	800m to	600m to	400m to	200m to	Total or	Margin
1st	13	Show Me Heaven (12)	1800m	1600m	1400m	1200m	1000m	800m	600m	400m	200m	WP	Average	
		Position in running (margin)	-	12(5.8)	9(6.6)	11(7.4)	11(9.9)	11(8.7)	12(10.2)	8(4.5)	8(4.8)	3(1.6)		0.00
		Sectional time (s)	12.61	14.86	15.43	15.39	15.85	16.33	14.73	14.09	13.81	14.01		
		Cumulative time (s)	147.11	134.50	119.64	104.21	88.82	72.97	56.64	41.91	27.82	14.01	2:27.11	
		Speed (m/s)	14.27	13.46	12.96	13.00	12.62	12.25	13.58	14.19	14.48	14.28	13.46	
		Stride length (m)	6.17	5.93	5.92	5.99	5.84	5.63	5.99	6.10	6.09	6.20	5.98	
		Stride duration (s)	0.422	0.441	0.457	0.461	0.463	0.460	0.441	0.430	0.420	0.434	0.444	
		Stride efficiency (%)	59.53	55.02	54.83	56.14	53.30	49.51	56.08	58.12	57.94	60.09	55.90	
		Stride count	29.16	33.71	33.76	33.37	34.25	35.53	33.39	32.79	32.85	32.25	331.06	

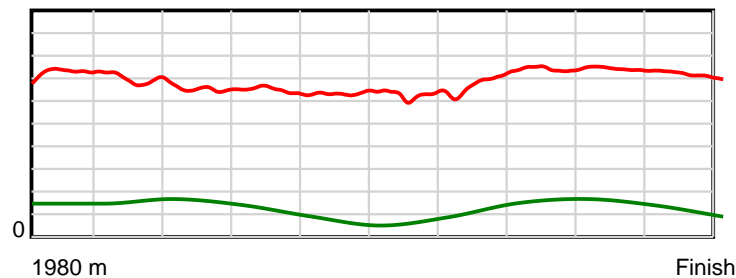
10 m Stride length



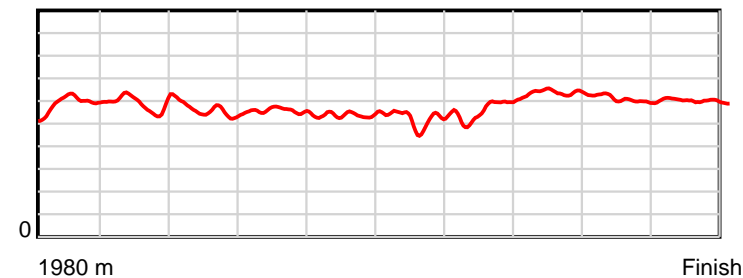
0.6 s Stride duration



20 m/sec Speed



100 % Stride efficiency



Note: Horizontal distance axis grid lines are 200m furlongs.

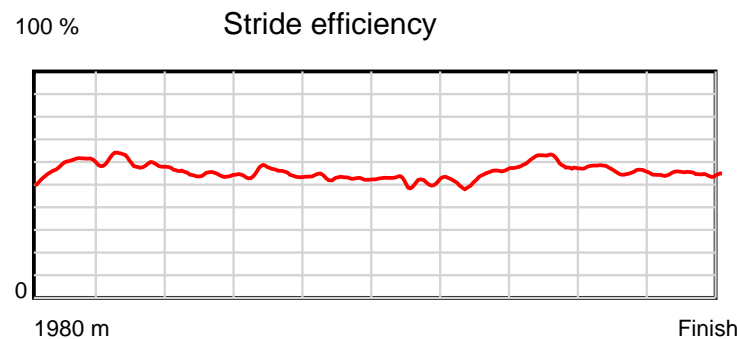
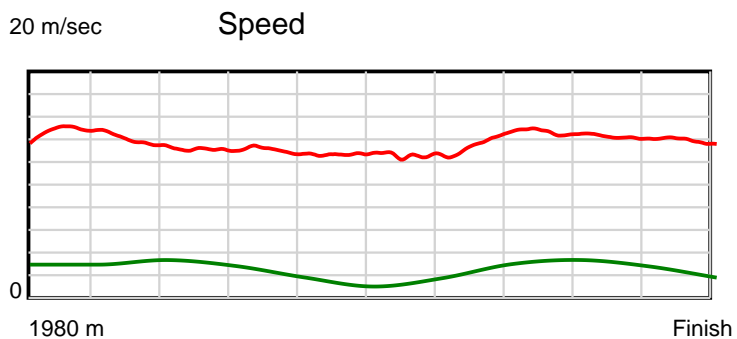
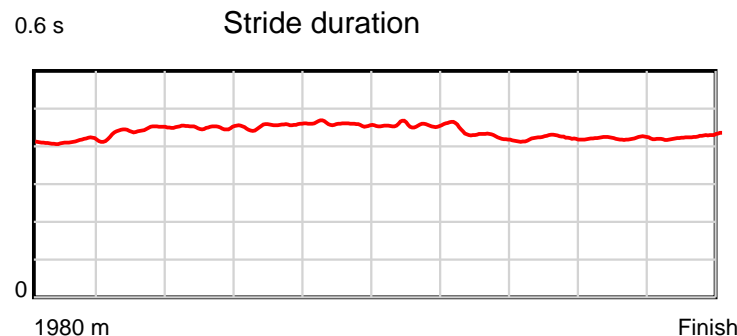
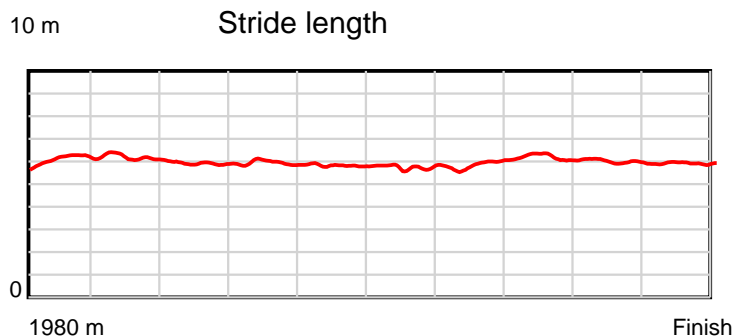
## Disclaimer.

HRNZ and NZMTC and Thoroughbred Ratings Pty Ltd accepts no responsibility for the completeness or accuracy of any of the information contained herein, and makes no representations about its suitability for any particular purpose. Users should make their own judgements about those matters and/or seek independent advice. You assume all risks associated with use of the data provided on this page.

# Race Results

September 09, 2022, Race 10, PAUL RENWICK JOINERY MARES MOBILE PACE, Distance 1980m, Addington - Survey 1980m

Result	TAB no.	Horse (Barrier)	1980 to	1800m to	1600m to	1400m to	1200m to	1000m to	800m to	600m to	400m to	200m to	Total or	Margin
2nd	2	<b>Sneak A Peek (2)</b>	<b>1800m</b>	<b>1600m</b>	<b>1400m</b>	<b>1200m</b>	<b>1000m</b>	<b>800m</b>	<b>600m</b>	<b>400m</b>	<b>200m</b>	<b>WP</b>	<b>Average</b>	
		Position in running (margin)	-	6(3.0)	4(2.9)	7(4.2)	8(6.5)	7(5.1)	8(6.1)	1(0.0)	2(0.9)	1(0.0)		0.30
		Sectional time (s)	12.19	14.71	15.52	15.36	15.82	16.25	14.66	14.20	14.20	14.25		
		Cumulative time (s)	147.16	134.97	120.26	104.74	89.38	73.56	57.31	42.65	28.45	14.25	2:27.16	
		Speed (m/s)	14.76	13.60	12.89	13.02	12.64	12.31	13.64	14.08	14.08	14.04	13.45	
		Stride length (m)	6.13	6.01	5.81	5.92	5.80	5.62	5.88	5.95	5.94	5.98	5.90	
		Stride duration (s)	0.413	0.442	0.451	0.455	0.459	0.457	0.431	0.422	0.422	0.426	0.438	
		Stride efficiency (%)	58.76	56.37	52.78	54.76	52.63	49.38	54.00	55.29	55.16	55.87	54.38	
		Stride count	29.35	33.30	34.41	33.79	34.46	35.58	34.02	33.62	33.66	33.45	335.64	



Note: Horizontal distance axis grid lines are 200m furlongs.

#### Disclaimer.

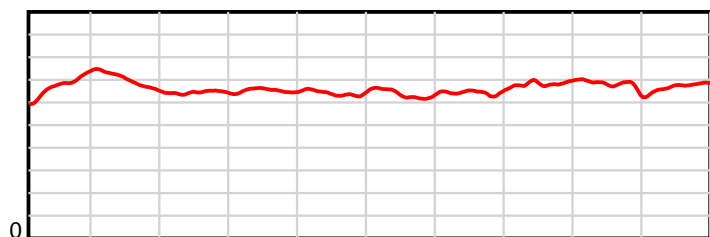
HRNZ and NZMTC and Thoroughbred Ratings Pty Ltd accepts no responsibility for the completeness or accuracy of any of the information contained herein, and makes no representations about its suitability for any particular purpose. Users should make their own judgements about those matters and/or seek independent advice. You assume all risks associated with use of the data provided on this page.

# Race Results

September 09, 2022, Race 10, PAUL RENWICK JOINERY MARES MOBILE PACE, Distance 1980m, Addington - Survey 1980m

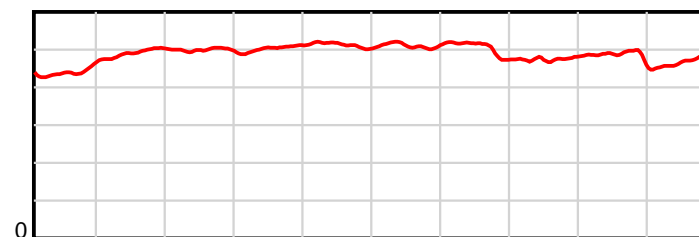
Result	TAB no.	Horse (Barrier)	1980 to	1800m to	1600m to	1400m to	1200m to	1000m to	800m to	600m to	400m to	200m to	Total or	Margin
3rd	9	<b>Katherine (8)</b>	<b>1800m</b>	<b>1600m</b>	<b>1400m</b>	<b>1200m</b>	<b>1000m</b>	<b>800m</b>	<b>600m</b>	<b>400m</b>	<b>200m</b>	<b>WP</b>	<b>Average</b>	
		Position in running (margin)	-	1(0.0)	1(0.0)	1(0.0)	3(2.8)	3(1.0)	3(1.3)	4(1.6)	5(2.8)	5(2.7)		1.20
		Sectional time (s)	11.59	14.73	15.31	15.45	15.74	16.13	15.74	14.24	14.33	14.05		
		Cumulative time (s)	147.31	135.72	120.99	105.68	90.23	74.49	58.36	42.62	28.38	14.05	2:27.31	
		Speed (m/s)	15.53	13.58	13.06	12.94	12.71	12.40	12.71	14.04	13.96	14.23	13.44	
		Stride length (m)	6.86	6.69	6.52	6.52	6.51	6.34	6.39	6.68	6.75	6.74	6.59	
		Stride duration (s)	0.442	0.493	0.499	0.504	0.513	0.511	0.503	0.475	0.484	0.474	0.491	
		Stride efficiency (%)	73.51	69.99	66.46	66.43	66.25	62.78	63.78	69.63	71.17	71.07	67.93	
		Stride count	26.24	29.88	30.67	30.67	30.72	31.55	31.31	29.96	29.64	29.66	300.30	

10 m Stride length



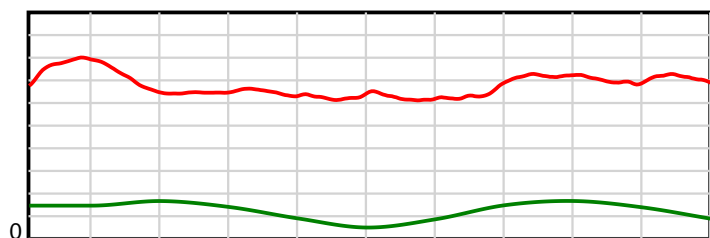
1980 m Finish

0.6 s Stride duration



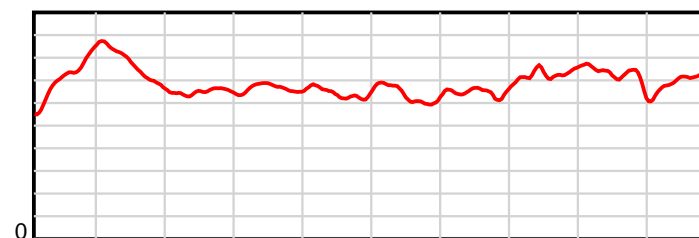
1980 m Finish

20 m/sec Speed



1980 m Finish

100 % Stride efficiency



1980 m Finish

Note: Horizontal distance axis grid lines are 200m furlongs.

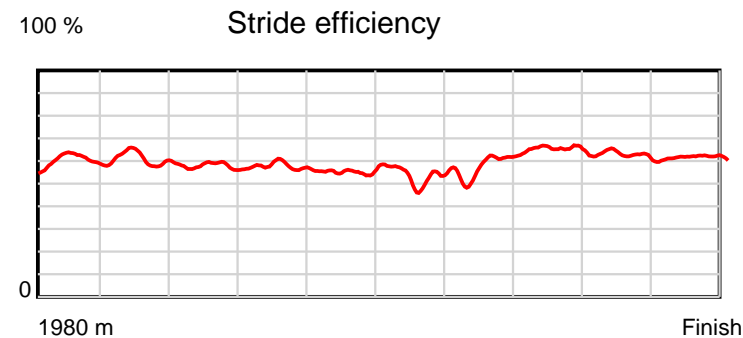
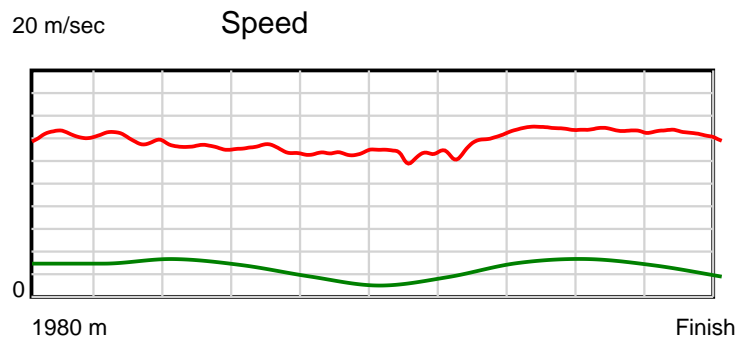
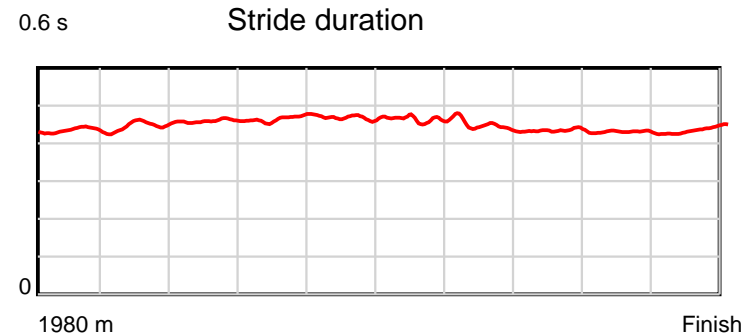
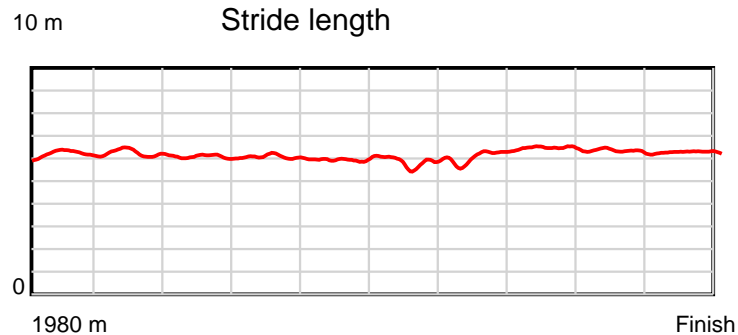
## Disclaimer.

HRNZ and NZMTC and Thoroughbred Ratings Pty Ltd accepts no responsibility for the completeness or accuracy of any of the information contained herein, and makes no representations about its suitability for any particular purpose. Users should make their own judgements about those matters and/or seek independent advice. You assume all risks associated with use of the data provided on this page.

# Race Results

September 09, 2022, Race 10, PAUL RENWICK JOINERY MARES MOBILE PACE, Distance 1980m, Addington - Survey 1980m

Result	TAB no.	Horse (Barrier)	1980 to	1800m to	1600m to	1400m to	1200m to	1000m to	800m to	600m to	400m to	200m to	Total or	Margin
4th	14	<b>Smokin Annie (13)</b>	<b>1800m</b>	<b>1600m</b>	<b>1400m</b>	<b>1200m</b>	<b>1000m</b>	<b>800m</b>	<b>600m</b>	<b>400m</b>	<b>200m</b>	<b>WP</b>	<b>Average</b>	
		Position in running (margin)	-	13(7.9)	11(8.1)	12(8.5)	13(11.0)	13(11.2)	13(12.3)	11(6.3)	9(5.3)	7(3.3)		1.90
		Sectional time (s)	13.08	14.76	15.36	15.40	16.09	16.25	14.67	13.88	14.02	13.93		
		Cumulative time (s)	147.44	134.36	119.60	104.24	88.84	72.75	56.50	41.83	27.95	13.93	2:27.44	
		Speed (m/s)	13.76	13.55	13.02	12.99	12.43	12.31	13.63	14.41	14.27	14.36	13.43	
		Stride length (m)	6.20	6.05	5.97	6.05	5.82	5.71	6.08	6.25	6.13	6.28	6.05	
		Stride duration (s)	0.435	0.446	0.459	0.466	0.468	0.464	0.446	0.433	0.430	0.438	0.450	
		Stride efficiency (%)	60.07	57.11	55.74	57.14	52.87	50.94	57.84	60.99	58.73	61.71	57.15	
		Stride count	29.03	33.08	33.49	33.07	34.38	35.03	32.87	32.01	32.62	31.83	327.41	



Note: Horizontal distance axis grid lines are 200m furlongs.

#### Disclaimer.

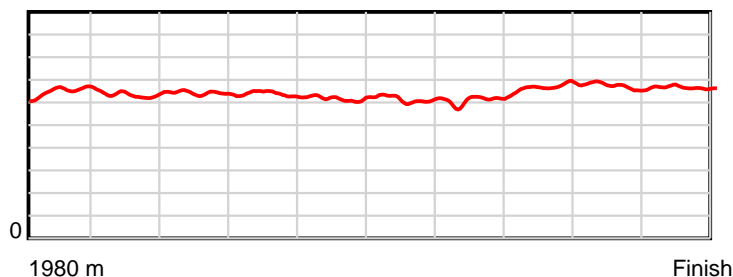
HRNZ and NZMTC and Thoroughbred Ratings Pty Ltd accepts no responsibility for the completeness or accuracy of any of the information contained herein, and makes no representations about its suitability for any particular purpose. Users should make their own judgements about those matters and/or seek independent advice. You assume all risks associated with use of the data provided on this page.

# Race Results

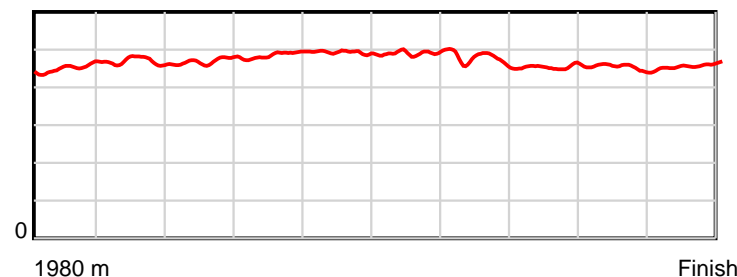
September 09, 2022, Race 10, PAUL RENWICK JOINERY MARES MOBILE PACE, Distance 1980m, Addington - Survey 1980m

Result	TAB no.	Horse (Barrier)	1980 to	1800m to	1600m to	1400m to	1200m to	1000m to	800m to	600m to	400m to	200m to	Total or	Margin
5th	6	Get Back (6)	1800m	1600m	1400m	1200m	1000m	800m	600m	400m	200m	WP	Average	
		Position in running (margin)	-	11(5.8)	13(9.6)	10(6.3)	10(8.3)	10(7.4)	9(7.7)	12(7.1)	12(7.4)	11(5.2)		2.10
		Sectional time (s)	12.49	15.36	14.75	15.31	15.90	16.13	15.59	14.09	13.99	13.86		
		Cumulative time (s)	147.47	134.98	119.62	104.87	89.56	73.66	57.53	41.94	27.85	13.86	2:27.47	
		Speed (m/s)	14.41	13.02	13.56	13.06	12.58	12.40	12.83	14.19	14.30	14.43	13.43	
		Stride length (m)	6.47	6.10	6.38	6.35	6.19	6.09	6.10	6.45	6.47	6.62	6.31	
		Stride duration (s)	0.452	0.469	0.470	0.486	0.492	0.491	0.475	0.454	0.453	0.459	0.470	
		Stride efficiency (%)	65.44	58.20	63.52	63.04	59.95	57.98	58.05	64.93	65.46	68.42	62.32	
		Stride count	27.82	32.77	31.37	31.49	32.29	32.83	32.81	31.03	30.90	30.23	313.54	

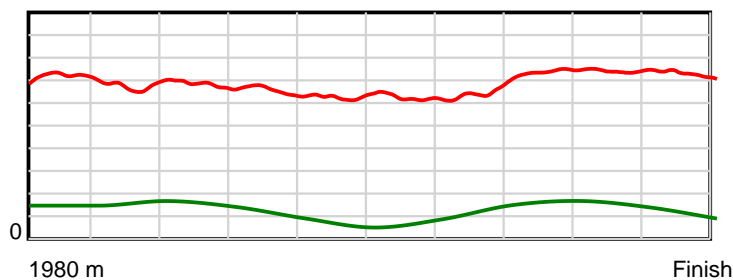
10 m Stride length



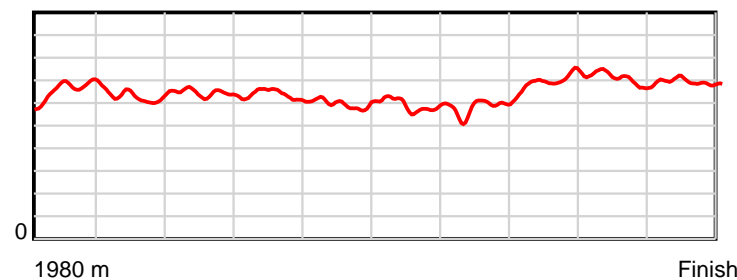
0.6 s Stride duration



20 m/sec Speed



100 % Stride efficiency



Note: Horizontal distance axis grid lines are 200m furlongs.

## Disclaimer.

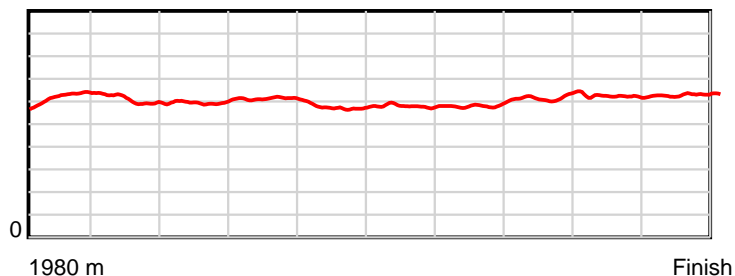
HRNZ and NZMTC and Thoroughbred Ratings Pty Ltd accepts no responsibility for the completeness or accuracy of any of the information contained herein, and makes no representations about its suitability for any particular purpose. Users should make their own judgements about those matters and/or seek independent advice. You assume all risks associated with use of the data provided on this page.

# Race Results

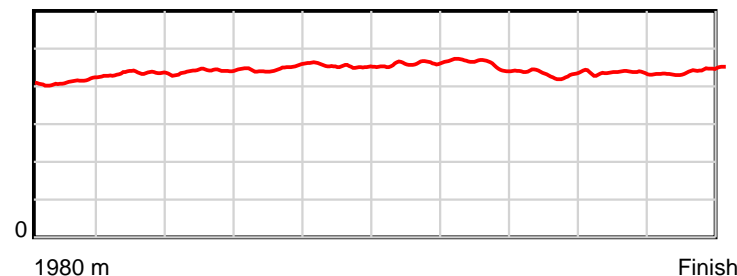
September 09, 2022, Race 10, PAUL RENWICK JOINERY MARES MOBILE PACE, Distance 1980m, Addington - Survey 1980m

Result	TAB no.	Horse (Barrier)	1980 to	1800m to	1600m to	1400m to	1200m to	1000m to	800m to	600m to	400m to	200m to	Total or	Margin
6th	4	<b>Rakanotta (4)</b>	<b>1800m</b>	<b>1600m</b>	<b>1400m</b>	<b>1200m</b>	<b>1000m</b>	<b>800m</b>	<b>600m</b>	<b>400m</b>	<b>200m</b>	<b>WP</b>	<b>Average</b>	
		Position in running (margin)	-	4(2.2)	6(3.2)	6(3.5)	2(2.1)	4(1.6)	4(2.8)	6(2.5)	7(4.4)	8(3.5)		2.40
		Sectional time (s)	12.07	14.89	15.35	14.73	15.98	16.28	15.62	14.36	14.21	14.03		
		Cumulative time (s)	147.52	135.45	120.56	105.21	90.48	74.50	58.22	42.60	28.24	14.03	2:27.52	
		Speed (m/s)	14.91	13.43	13.03	13.58	12.52	12.29	12.80	13.93	14.07	14.26	13.42	
		Stride length (m)	6.20	5.83	5.75	6.09	5.67	5.66	5.86	6.04	6.13	6.30	5.94	
		Stride duration (s)	0.412	0.434	0.441	0.449	0.453	0.461	0.458	0.433	0.435	0.442	0.443	
		Stride efficiency (%)	59.98	53.15	51.58	58.00	50.29	50.14	53.68	56.92	58.64	61.94	55.17	
		Stride count	29.05	34.29	34.81	32.83	35.25	35.31	34.12	33.14	32.65	31.77	333.22	

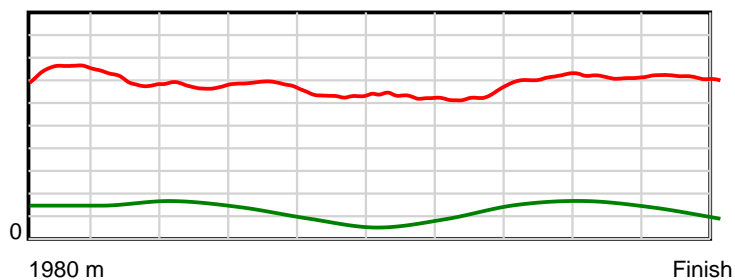
10 m Stride length



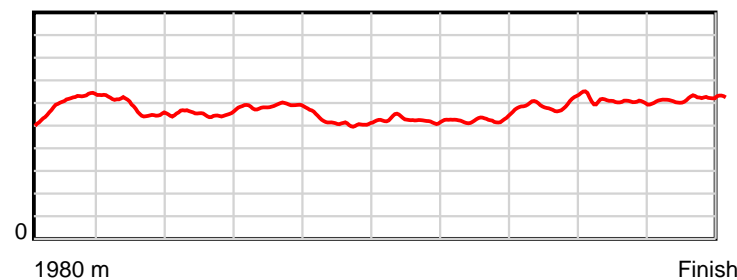
0.6 s Stride duration



20 m/sec Speed



100 % Stride efficiency



Note: Horizontal distance axis grid lines are 200m furlongs.

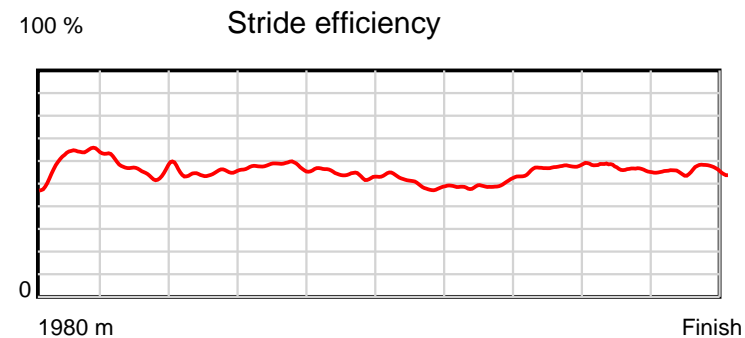
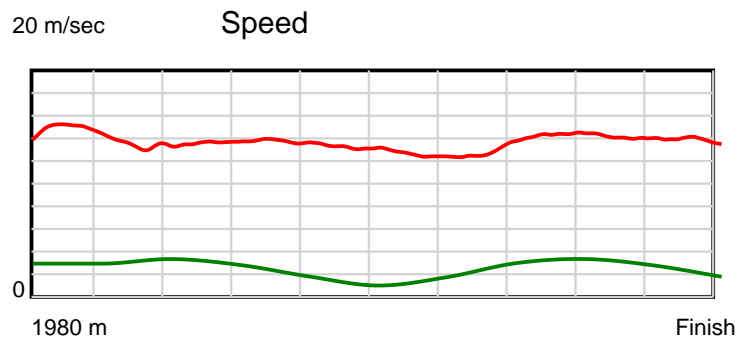
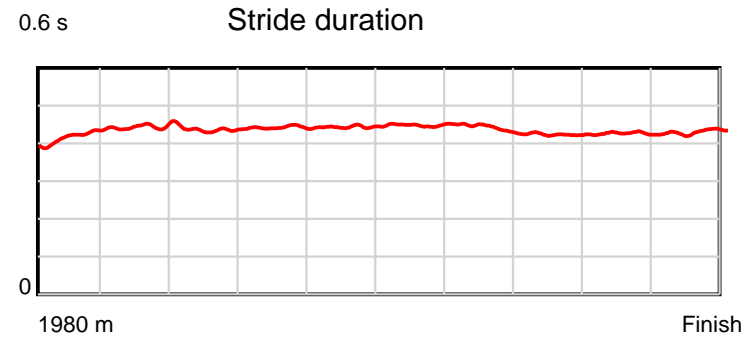
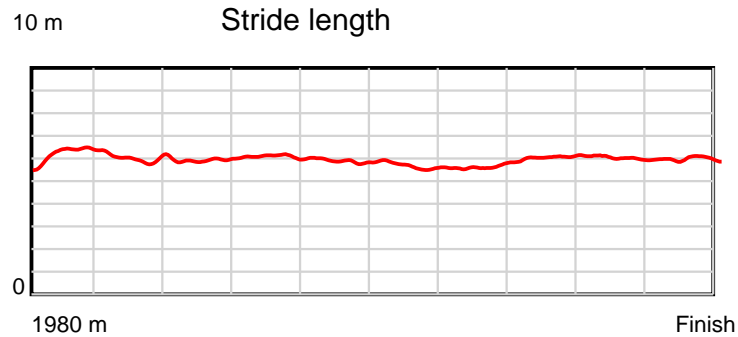
**Disclaimer.**

HRNZ and NZMTC and Thoroughbred Ratings Pty Ltd accepts no responsibility for the completeness or accuracy of any of the information contained herein, and makes no representations about its suitability for any particular purpose. Users should make their own judgements about those matters and/or seek independent advice. You assume all risks associated with use of the data provided on this page.

# Race Results

September 09, 2022, Race 10, PAUL RENWICK JOINERY MARES MOBILE PACE, Distance 1980m, Addington - Survey 1980m

Result	TAB no.	Horse (Barrier)	1980 to	1800m to	1600m to	1400m to	1200m to	1000m to	800m to	600m to	400m to	200m to	Total or	Margin
7th	7	Angel Of Monta... (7)	1800m	1600m	1400m	1200m	1000m	800m	600m	400m	200m	WP	Average	
		Position in running (margin)	-	5(2.3)	10(6.7)	9(5.8)	4(3.3)	2(0.2)	2(1.2)	3(1.0)	3(2.4)	4(1.9)		3.30
		Sectional time (s)	12.11	15.44	15.16	14.56	15.52	16.25	15.65	14.26	14.28	14.44		
		Cumulative time (s)	147.67	135.56	120.12	104.96	90.40	74.88	58.63	42.98	28.72	14.44	2:27.67	
		Speed (m/s)	14.86	12.95	13.19	13.74	12.89	12.31	12.78	14.03	14.01	13.85	13.41	
		Stride length (m)	6.24	5.76	5.75	6.07	5.72	5.52	5.63	5.94	5.97	5.97	5.85	
		Stride duration (s)	0.418	0.445	0.436	0.442	0.444	0.448	0.441	0.423	0.426	0.431	0.436	
		Stride efficiency (%)	60.89	51.83	51.63	57.64	51.06	47.60	49.49	55.08	55.70	55.77	53.39	
		Stride count	28.84	34.73	34.79	32.93	34.99	36.24	35.54	33.69	33.50	33.48	338.73	



Note: Horizontal distance axis grid lines are 200m furlongs.

### Disclaimer.

HRNZ and NZMTC and Thoroughbred Ratings Pty Ltd accepts no responsibility for the completeness or accuracy of any of the information contained herein, and makes no representations about its suitability for any particular purpose. Users should make their own judgements about those matters and/or seek independent advice. You assume all risks associated with use of the data provided on this page.

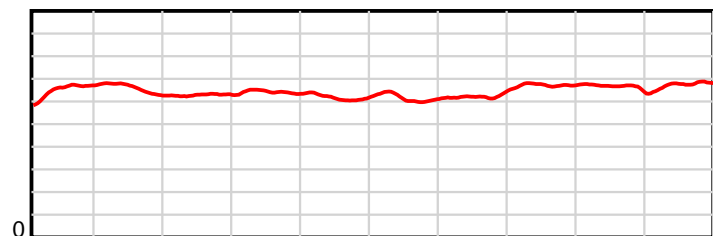


# Race Results

September 09, 2022, Race 10, PAUL RENWICK JOINERY MARES MOBILE PACE, Distance 1980m, Addington - Survey 1980m

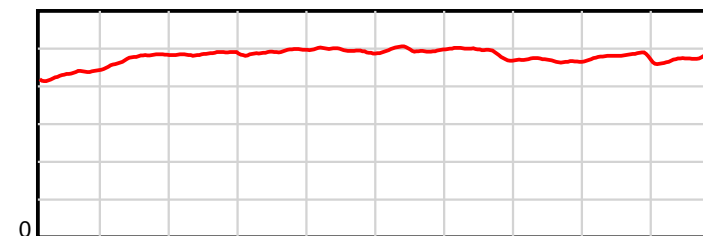
Result	TAB no.	Horse (Barrier)	1980 to	1800m to	1600m to	1400m to	1200m to	1000m to	800m to	600m to	400m to	200m to	Total or	Margin
8th	1	<b>Bondi Lustre (1)</b>	<b>1800m</b>	<b>1600m</b>	<b>1400m</b>	<b>1200m</b>	<b>1000m</b>	<b>800m</b>	<b>600m</b>	<b>400m</b>	<b>200m</b>	<b>WP</b>	<b>Average</b>	
		Position in running (margin)	-	2(1.6)	2(0.8)	3(1.1)	5(3.7)	5(3.4)	5(4.0)	7(4.0)	6(3.7)	9(4.0)		3.60
		Sectional time (s)	11.90	14.59	15.36	15.40	16.01	16.16	15.69	13.99	14.41	14.23		
		Cumulative time (s)	147.74	135.84	121.25	105.89	90.49	74.48	58.32	42.63	28.64	14.23	2:27.74	
		Speed (m/s)	15.12	13.71	13.02	12.99	12.49	12.38	12.75	14.30	13.88	14.05	13.40	
		Stride length (m)	6.55	6.53	6.33	6.39	6.19	6.15	6.25	6.70	6.66	6.71	6.44	
		Stride duration (s)	0.433	0.476	0.486	0.492	0.495	0.497	0.490	0.468	0.479	0.478	0.480	
		Stride efficiency (%)	67.03	66.57	62.68	63.83	59.79	59.14	61.02	70.05	69.23	70.39	64.77	
		Stride count	27.48	30.64	31.58	31.29	32.33	32.51	32.00	29.87	30.05	29.80	307.55	

10 m Stride length



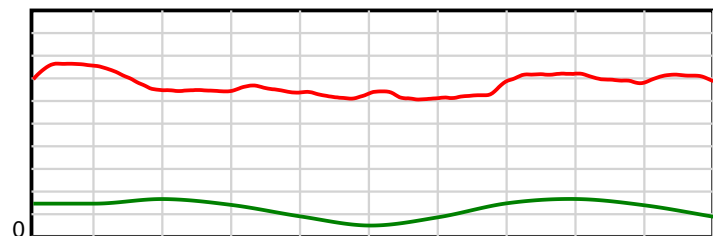
1980 m Finish

0.6 s Stride duration



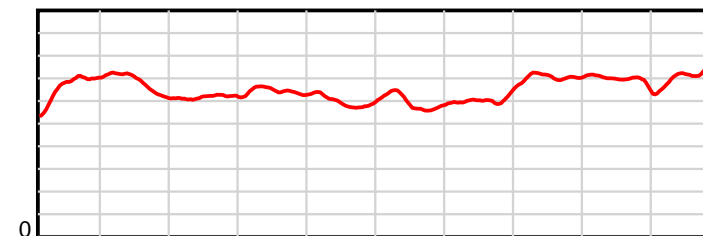
1980 m Finish

20 m/sec Speed



1980 m Finish

100 % Stride efficiency



1980 m Finish

Note: Horizontal distance axis grid lines are 200m furlongs.

## Disclaimer.

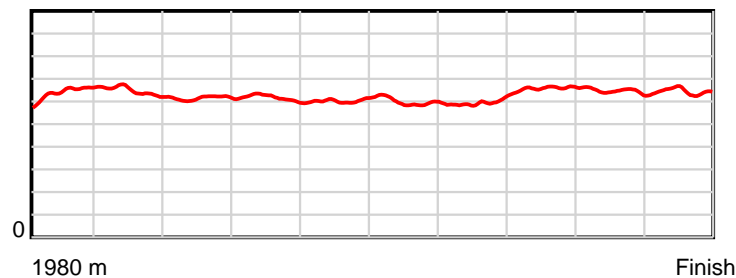
HRNZ and NZMTC and Thoroughbred Ratings Pty Ltd accepts no responsibility for the completeness or accuracy of any of the information contained herein, and makes no representations about its suitability for any particular purpose. Users should make their own judgements about those matters and/or seek independent advice. You assume all risks associated with use of the data provided on this page.

# Race Results

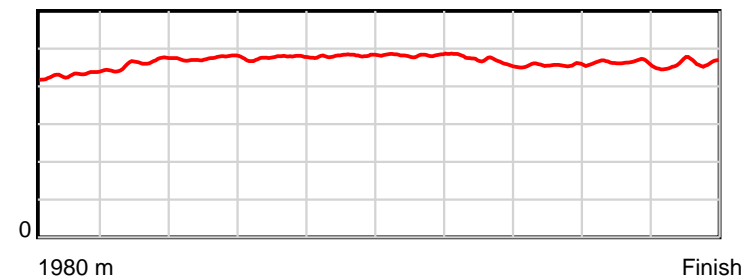
September 09, 2022, Race 10, PAUL RENWICK JOINERY MARES MOBILE PACE, Distance 1980m, Addington - Survey 1980m

Result	TAB no.	Horse (Barrier)	1980 to	1800m to	1600m to	1400m to	1200m to	1000m to	800m to	600m to	400m to	200m to	Total or	Margin
9th	10	<b>Boarding Call (9)</b>	<b>1800m</b>	<b>1600m</b>	<b>1400m</b>	<b>1200m</b>	<b>1000m</b>	<b>800m</b>	<b>600m</b>	<b>400m</b>	<b>200m</b>	<b>WP</b>	<b>Average</b>	
		Position in running (margin)	-	8(4.5)	5(2.9)	5(3.4)	7(6.2)	8(5.4)	7(5.6)	10(5.5)	11(6.1)	12(6.0)		6.00
		Sectional time (s)	12.43	14.46	15.39	15.44	15.91	16.11	15.67	14.13	14.34	14.28		
		Cumulative time (s)	148.16	135.73	121.27	105.88	90.44	74.53	58.42	42.75	28.62	14.28	2:28.16	
		Speed (m/s)	14.48	13.83	13.00	12.95	12.57	12.41	12.76	14.15	13.95	14.01	13.36	
		Stride length (m)	6.46	6.37	6.17	6.17	6.05	5.99	6.00	6.45	6.47	6.44	6.25	
		Stride duration (s)	0.431	0.461	0.475	0.476	0.481	0.483	0.470	0.455	0.464	0.460	0.468	
		Stride efficiency (%)	65.14	63.49	59.52	59.46	57.13	56.11	56.27	64.92	65.35	64.90	61.01	
		Stride count	27.88	31.38	32.41	32.42	33.08	33.38	33.33	31.03	30.93	31.03	316.87	

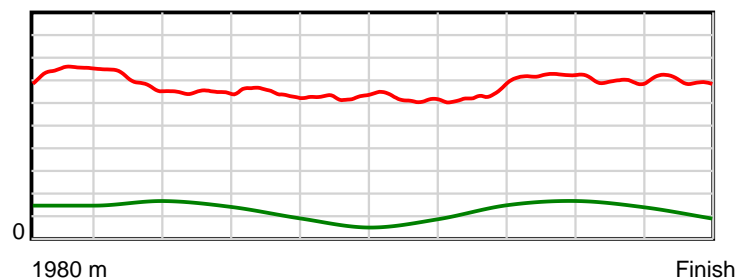
10 m Stride length



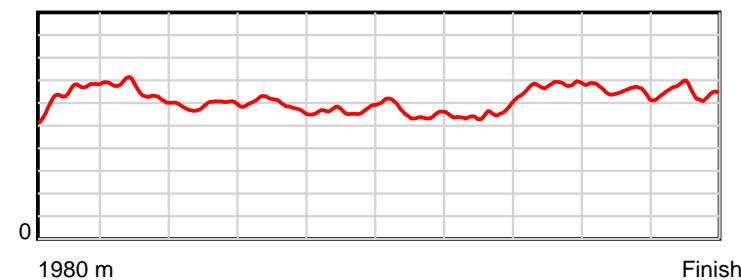
0.6 s Stride duration



20 m/sec Speed



100 % Stride efficiency



Note: Horizontal distance axis grid lines are 200m furlongs.

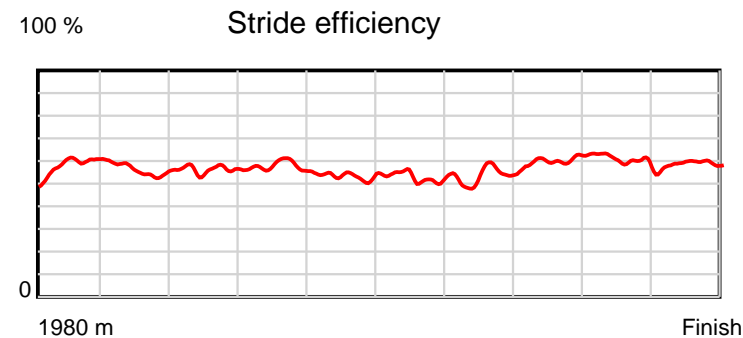
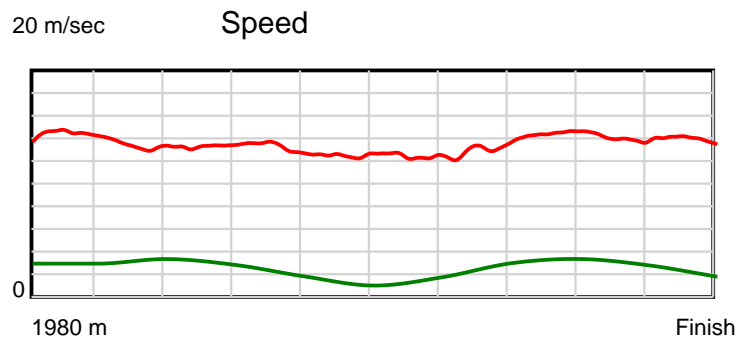
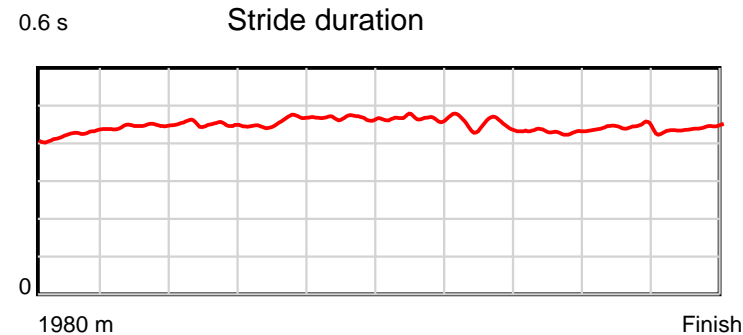
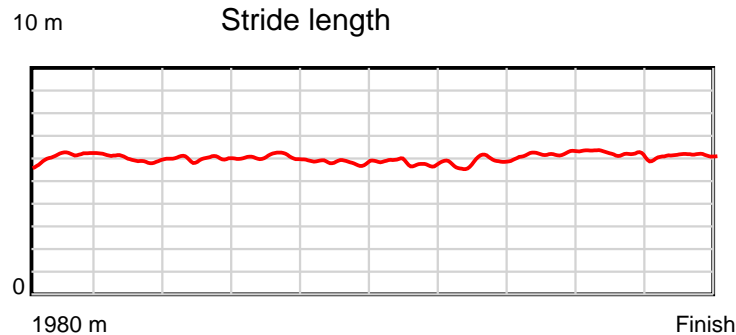
## Disclaimer.

HRNZ and NZMTC and Thoroughbred Ratings Pty Ltd accepts no responsibility for the completeness or accuracy of any of the information contained herein, and makes no representations about its suitability for any particular purpose. Users should make their own judgements about those matters and/or seek independent advice. You assume all risks associated with use of the data provided on this page.

# Race Results

September 09, 2022, Race 10, PAUL RENWICK JOINERY MARES MOBILE PACE, Distance 1980m, Addington - Survey 1980m

Result	TAB no.	Horse (Barrier)	1980 to	1800m to	1600m to	1400m to	1200m to	1000m to	800m to	600m to	400m to	200m to	Total or	Margin
10th	5	Ruby's A Delig... (5)	1800m	1600m	1400m	1200m	1000m	800m	600m	400m	200m	WP	Average	
		Position in running (margin)	-	9(4.9)	12(9.6)	13(9.7)	12(10.4)	12(9.6)	11(9.5)	13(7.9)	13(8.1)	13(7.6)		7.60
		Sectional time (s)	12.26	15.51	15.33	15.09	15.91	16.06	15.42	14.07	14.27	14.51		
		Cumulative time (s)	148.43	136.17	120.66	105.33	90.24	74.33	58.27	42.85	28.78	14.51	2:28.43	
		Speed (m/s)	14.68	12.89	13.05	13.25	12.57	12.45	12.97	14.21	14.02	13.78	13.34	
		Stride length (m)	6.12	5.75	5.89	6.07	5.87	5.81	5.84	6.13	6.19	6.08	5.97	
		Stride duration (s)	0.423	0.446	0.451	0.458	0.467	0.467	0.451	0.431	0.442	0.441	0.448	
		Stride efficiency (%)	58.62	51.59	54.13	57.60	53.91	52.82	53.38	58.80	59.93	57.79	55.72	
		Stride count	29.39	34.81	33.98	32.94	34.05	34.40	34.22	32.61	32.29	32.89	331.58	



Note: Horizontal distance axis grid lines are 200m furlongs.

## Disclaimer.

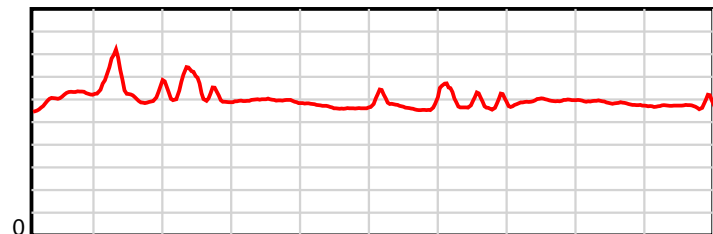
HRNZ and NZMTC and Thoroughbred Ratings Pty Ltd accepts no responsibility for the completeness or accuracy of any of the information contained herein, and makes no representations about its suitability for any particular purpose. Users should make their own judgements about those matters and/or seek independent advice. You assume all risks associated with use of the data provided on this page.

# Race Results

September 09, 2022, Race 10, PAUL RENWICK JOINERY MARES MOBILE PACE, Distance 1980m, Addington - Survey 1980m

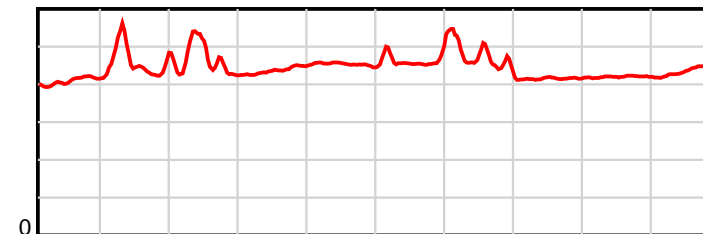
Result	TAB no.	Horse (Barrier)	1980 to	1800m to	1600m to	1400m to	1200m to	1000m to	800m to	600m to	400m to	200m to	Total or	Margin
11th	12	Judgement Bay (11)	1800m	1600m	1400m	1200m	1000m	800m	600m	400m	200m	WP	Average	
		Position in running (margin)	-	7(4.2)	7(4.1)	2(1.0)	1(0.0)	1(0.0)	1(0.0)	2(0.5)	1(0.0)	2(0.7)		8.80
		Sectional time (s)	12.23	14.70	14.79	14.81	16.05	16.08	15.76	13.97	14.48	15.78		
		Cumulative time (s)	148.65	136.42	121.72	106.93	92.12	76.07	59.99	44.23	30.26	15.78	2:28.65	
		Speed (m/s)	14.71	13.61	13.52	13.50	12.46	12.44	12.69	14.32	13.81	12.67	13.32	
		Stride length (m)	6.16	6.11	6.10	5.93	5.64	5.81	5.80	5.95	5.80	5.66	5.89	
		Stride duration (s)	0.409	0.449	0.451	0.439	0.453	0.467	0.457	0.416	0.420	0.447	0.442	
		Stride efficiency (%)	59.29	58.31	58.16	54.98	49.71	52.72	52.50	55.36	52.51	50.03	54.16	
		Stride count	29.22	32.74	32.78	33.72	35.46	34.43	34.51	33.60	34.50	35.35	336.31	

10 m Stride length



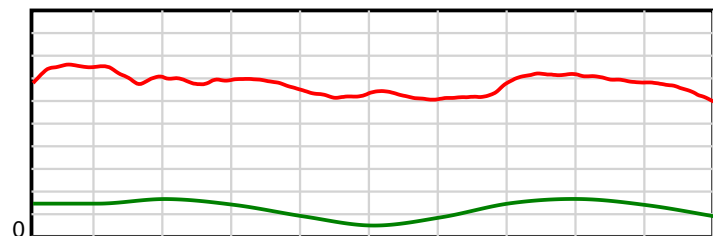
1980 m Finish

0.6 s Stride duration



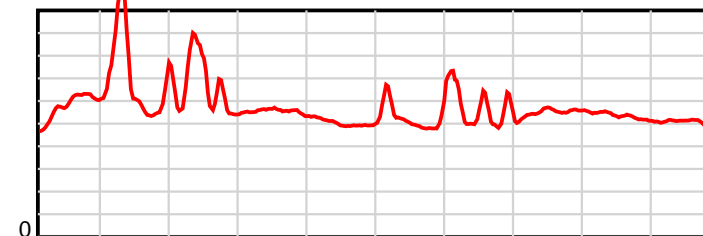
1980 m Finish

20 m/sec Speed



1980 m Finish

100 % Stride efficiency



1980 m Finish

Note: Horizontal distance axis grid lines are 200m furlongs.

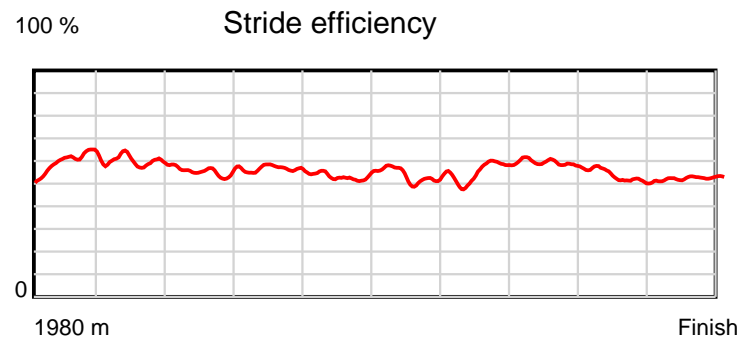
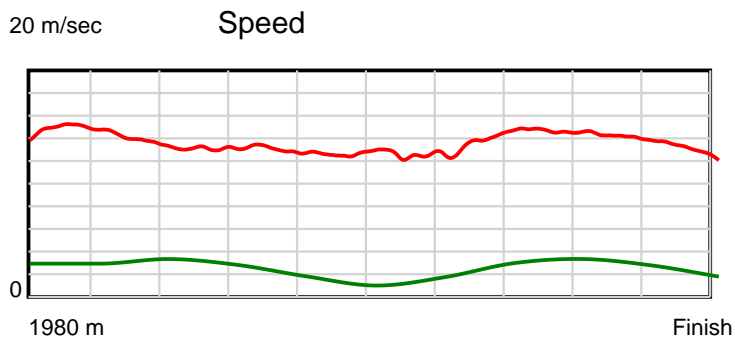
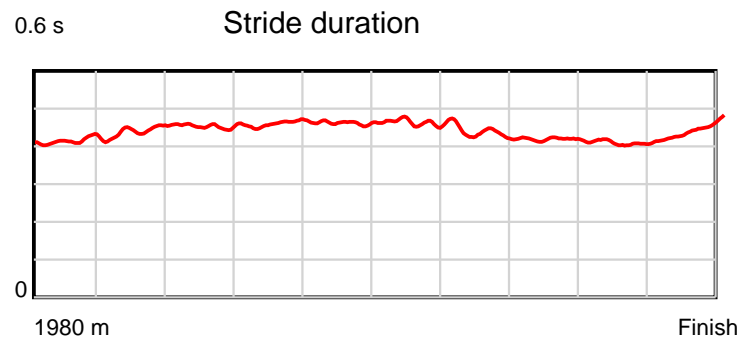
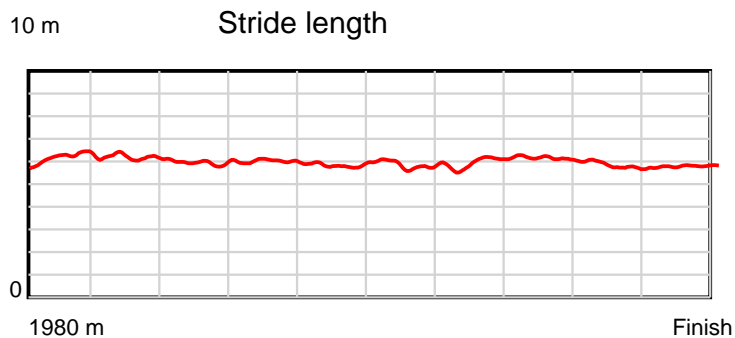
## Disclaimer.

HRNZ and NZMTC and Thoroughbred Ratings Pty Ltd accepts no responsibility for the completeness or accuracy of any of the information contained herein, and makes no representations about its suitability for any particular purpose. Users should make their own judgements about those matters and/or seek independent advice. You assume all risks associated with use of the data provided on this page.

# Race Results

September 09, 2022, Race 10, PAUL RENWICK JOINERY MARES MOBILE PACE, Distance 1980m, Addington - Survey 1980m

Result	TAB no.	Horse (Barrier)	1980 to	1800m to	1600m to	1400m to	1200m to	1000m to	800m to	600m to	400m to	200m to	Total or	Margin
12th	11	De La Renta (10)	1800m	1600m	1400m	1200m	1000m	800m	600m	400m	200m	WP	Average	
		Position in running (margin)	-	10(5.2)	8(5.1)	8(5.4)	9(7.7)	10(8.8)	5(2.3)	4(2.5)	6(3.2)			9.20
		Sectional time (s)	12.32	14.72	15.35	15.36	15.99	16.32	14.60	14.08	14.46	15.52		
		Cumulative time (s)	148.72	136.40	121.68	106.33	90.97	74.98	58.66	44.06	29.98	15.52	2:28.72	
		Speed (m/s)	14.61	13.59	13.03	13.02	12.51	12.25	13.70	14.20	13.83	12.89	13.31	
		Stride length (m)	6.17	5.97	5.91	5.99	5.78	5.69	5.96	5.94	5.67	5.77	5.88	
		Stride duration (s)	0.415	0.439	0.454	0.460	0.462	0.464	0.435	0.418	0.410	0.448	0.442	
		Stride efficiency (%)	59.55	55.75	54.66	56.01	52.20	50.52	55.58	55.10	50.19	51.96	54.00	
		Stride count	29.16	33.49	33.81	33.41	34.60	35.18	33.53	33.68	35.29	34.68	336.83	



Note: Horizontal distance axis grid lines are 200m furlongs.

#### Disclaimer.

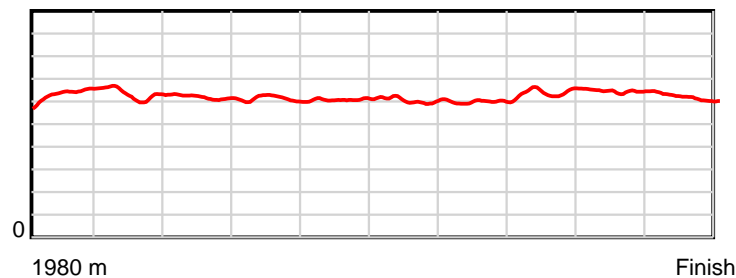
HRNZ and NZMTC and Thoroughbred Ratings Pty Ltd accepts no responsibility for the completeness or accuracy of any of the information contained herein, and makes no representations about its suitability for any particular purpose. Users should make their own judgements about those matters and/or seek independent advice. You assume all risks associated with use of the data provided on this page.

# Race Results

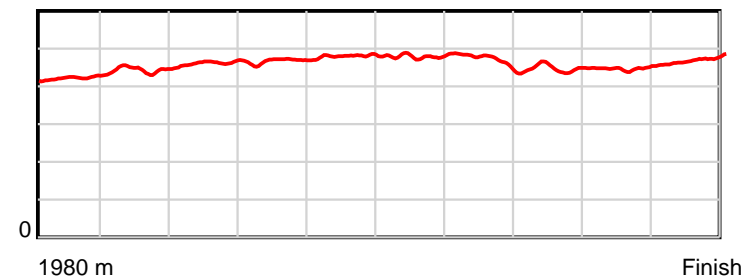
September 09, 2022, Race 10, PAUL RENWICK JOINERY MARES MOBILE PACE, Distance 1980m, Addington - Survey 1980m

Result	TAB no.	Horse (Barrier)	1980 to	1800m to	1600m to	1400m to	1200m to	1000m to	800m to	600m to	400m to	200m to	Total or	Margin
13th	3	Tiffany's Lega... (3)	1800m	1600m	1400m	1200m	1000m	800m	600m	400m	200m	WP	Average	
		Position in running (margin)	-	3(2.1)	3(1.5)	4(1.7)	6(4.0)	6(3.5)	6(4.9)	9(4.6)	10(6.0)	10(4.8)		11.00
		Sectional time (s)	12.10	14.63	15.33	15.36	15.96	16.31	15.64	14.27	14.15	15.27		
		Cumulative time (s)	149.02	136.92	122.29	106.96	91.60	75.64	59.33	43.69	29.42	15.27	2:29.02	
		Speed (m/s)	14.87	13.67	13.05	13.02	12.53	12.26	12.79	14.02	14.13	13.10	13.29	
		Stride length (m)	6.35	6.06	6.03	6.08	6.02	5.89	5.99	6.29	6.33	6.17	6.12	
		Stride duration (s)	0.423	0.444	0.462	0.467	0.481	0.480	0.468	0.449	0.448	0.471	0.460	
		Stride efficiency (%)	63.04	57.45	56.81	57.83	56.67	54.17	56.05	61.77	62.63	59.56	58.45	
		Stride count	28.34	32.99	33.17	32.88	33.21	33.97	33.39	31.81	31.59	32.39	323.74	

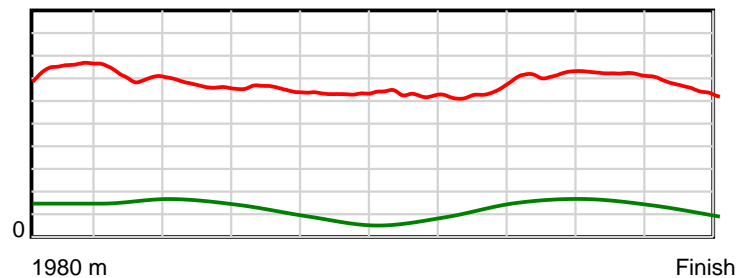
10 m Stride length



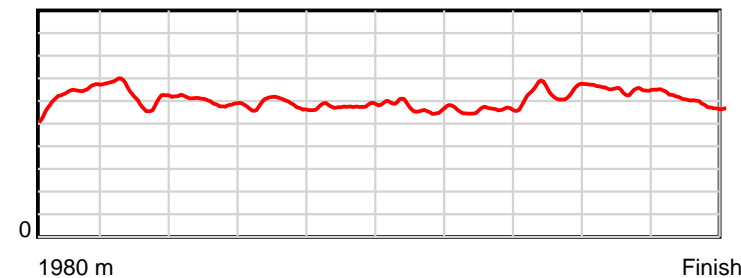
0.6 s Stride duration



20 m/sec Speed



100 % Stride efficiency



Note: Horizontal distance axis grid lines are 200m furlongs.

### Disclaimer.

HRNZ and NZMTC and Thoroughbred Ratings Pty Ltd accepts no responsibility for the completeness or accuracy of any of the information contained herein, and makes no representations about its suitability for any particular purpose. Users should make their own judgements about those matters and/or seek independent advice. You assume all risks associated with use of the data provided on this page.