



Race Results

NZ Metropolitan Trotting Club Inc, HRNZ, September 09, 2022

Compilation date: September 9, 2022, 6:03:36 PM (NZST)

Copyright © 2022 HRNZ and NZMTC. All rights reserved.

Trademarks.

StrideMASTER is a registered trademark of Thoroughbred Ratings Pty Ltd.

Disclaimer.

HRNZ and NZMTC and Thoroughbred Ratings Pty Ltd accepts no responsibility for the completeness or accuracy of any of the information contained herein, and makes no representations about its suitability for any particular purpose. Users should make their own judgements about those matters and/or seek independent advice. You assume all risks associated with use of the data provided on this page.



Race Results



September 09, 2022, Race 3, HYDROFLOW HANDICAP TROT, Distance 2600m, Addington - Survey 3200m

Result	TAB no.	Horse (Barrier)	2600 to	2400m to
1st	10	Aardiebythehil... (0)	2400m	2200m
		Position in running (margin)	-	8(14.0)
		Sectional time (s)	18.72	15.94
		Cumulative time (s)	199.84	181.12
		Speed (m/s)	10.68	12.55
		Stride length (m)	5.85	6.25
		Stride duration (s)	0.486	0.498
		Stride efficiency (%)	53.44	61.01
		Stride count	34.20	32.01

Disclaimer.

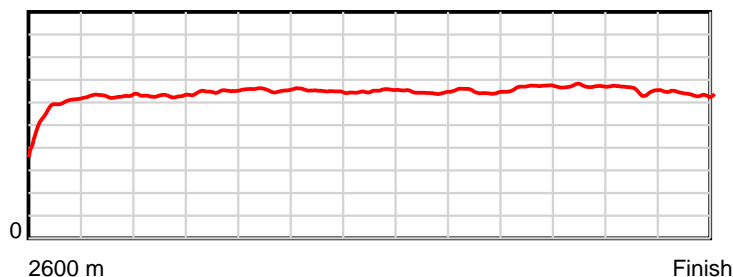
HRNZ and NZMTC and Thoroughbred Ratings Pty Ltd accepts no responsibility for the completeness or accuracy of any of the information contained herein, and makes no representations about its suitability for any particular purpose. Users should make their own judgements about those matters and/or seek independent advice. You assume all risks associated with use of the data provided on this page.

Race Results

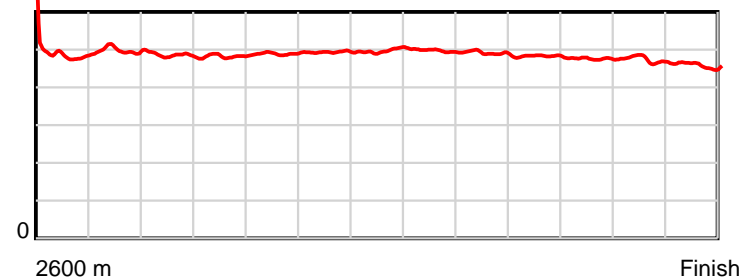
September 09, 2022, Race 3, HYDROFLOW HANDICAP TROT, Distance 2600m, Addington - Survey 3200m

Result	TAB no.	Horse (Barrier)	2200m to	2000m to	1800m to	1600m to	1400m to	1200m to	1000m to	800m to	600m to	400m to	200m to	Total or	Margin
1st	10	Aardiebythehil... (0)	2000m	1800m	1600m	1400m	1200m	1000m	800m	600m	400m	200m	WP	Average	
		Position in running (margin)	8(19.6)	8(21.5)	7(16.7)	6(11.6)	4(5.8)	3(2.1)	2(1.2)	2(1.3)	2(0.1)	1(0.0)	1(0.0)		0.00
		Sectional time (s)	15.68	14.74	15.23	15.37	15.24	15.59	15.53	14.39	14.57	14.54	14.30		
		Cumulative time (s)	165.18	149.50	134.76	119.53	104.16	88.92	73.33	57.80	43.41	28.84	14.30	3:19.84	
		Speed (m/s)	12.76	13.57	13.13	13.01	13.12	12.83	12.88	13.90	13.73	13.76	13.99	13.01	
		Stride length (m)	6.19	6.55	6.42	6.42	6.53	6.37	6.32	6.70	6.53	6.49	6.42	6.38	
		Stride duration (s)	0.485	0.482	0.489	0.493	0.498	0.497	0.491	0.482	0.476	0.472	0.459	0.491	
		Stride efficiency (%)	59.94	67.00	64.51	64.41	66.62	63.49	62.42	70.23	66.73	65.86	64.47	63.66	
		Stride count	32.29	30.54	31.13	31.15	30.63	31.38	31.64	29.83	30.61	30.81	31.14	407.36	

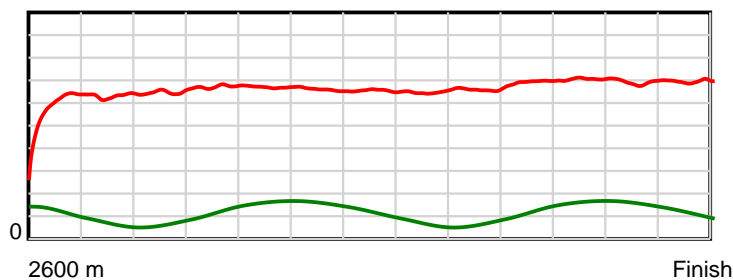
10 m Stride length



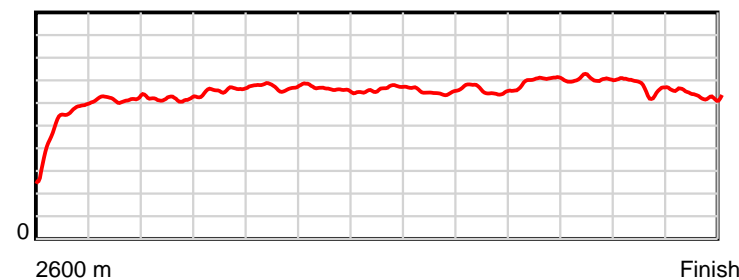
0.6 s Stride duration



20 m/sec Speed



100 % Stride efficiency



Note: Horizontal distance axis grid lines are 200m furlongs.

Disclaimer.

HRNZ and NZMTC and Thoroughbred Ratings Pty Ltd accepts no responsibility for the completeness or accuracy of any of the information contained herein, and makes no representations about its suitability for any particular purpose. Users should make their own judgements about those matters and/or seek independent advice. You assume all risks associated with use of the data provided on this page.



Race Results



September 09, 2022, Race 3, HYDROFLOW HANDICAP TROT, Distance 2600m, Addington - Survey 3200m

Result	TAB no.	Horse (Barrier)	2600 to	2400m to
2nd	12	Jimmy Carter (1)		
		Position in running (margin)		
		Sectional time (s)		
		Cumulative time (s)		
		Speed (m/s)		
		Stride length (m)		
		Stride duration (s)		
		Stride efficiency (%)		
		Stride count		

Disclaimer.

HRNZ and NZMTC and Thoroughbred Ratings Pty Ltd accepts no responsibility for the completeness or accuracy of any of the information contained herein, and makes no representations about its suitability for any particular purpose. Users should make their own judgements about those matters and/or seek independent advice. You assume all risks associated with use of the data provided on this page.




Race Results



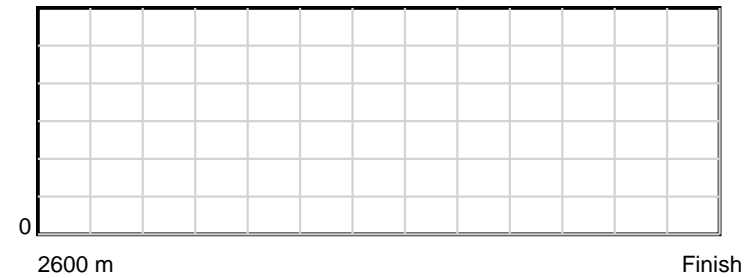
September 09, 2022, Race 3, HYDROFLOW HANDICAP TROT, Distance 2600m, Addington - Survey 3200m

Result	TAB no.	Horse (Barrier)	2200m to	2000m to	1800m to	1600m to	1400m to	1200m to	1000m to	800m to	600m to	400m to	200m to	Total or	Margin
2nd	12	Jimmy Carter (1)													
		Position in running (margin)													
		Sectional time (s)													
		Cumulative time (s)													
		Speed (m/s)													
		Stride length (m)													
		Stride duration (s)													
		Stride efficiency (%)													
		Stride count													


10 m Stride length




0.6 s Stride duration



20 m/sec Speed



100 % Stride efficiency



Note: Horizontal distance axis grid lines are 200m furlongs.

Disclaimer.

HRNZ and NZMTC and Thoroughbred Ratings Pty Ltd accepts no responsibility for the completeness or accuracy of any of the information contained herein, and makes no representations about its suitability for any particular purpose. Users should make their own judgements about those matters and/or seek independent advice. You assume all risks associated with use of the data provided on this page.



Race Results



September 09, 2022, Race 3, HYDROFLOW HANDICAP TROT, Distance 2600m, Addington - Survey 3200m

Result	TAB no.	Horse (Barrier)	2600 to	2400m to
3rd	3	Resolve (7)	2400m	2200m
		Position in running (margin)	-	3(4.4)
		Sectional time (s)	17.04	15.60
		Cumulative time (s)	200.39	183.35
		Speed (m/s)	11.73	12.82
		Stride length (m)	5.35	5.89
		Stride duration (s)	0.453	0.460
		Stride efficiency (%)	44.68	54.28
		Stride count	37.40	33.94

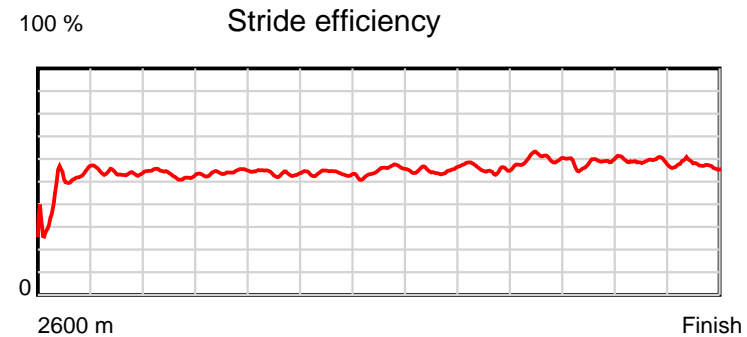
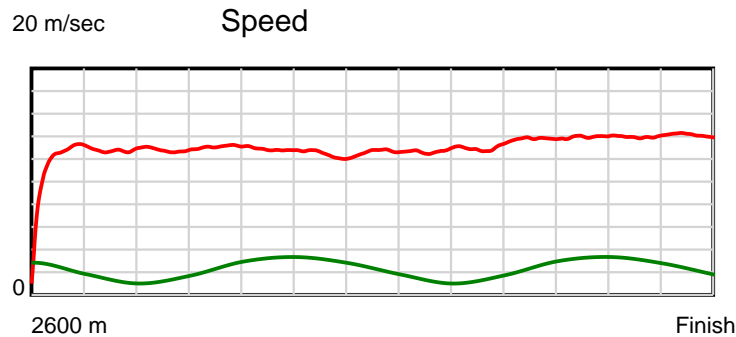
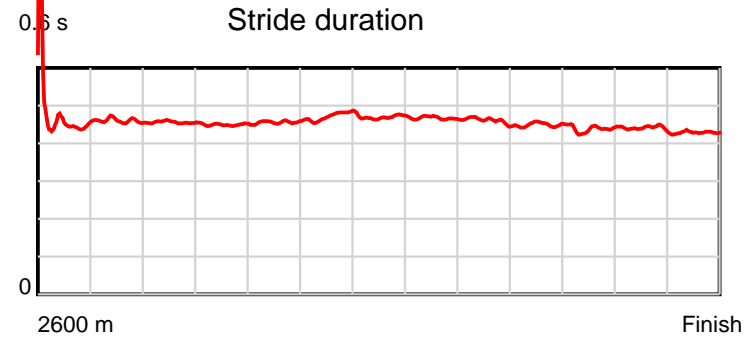
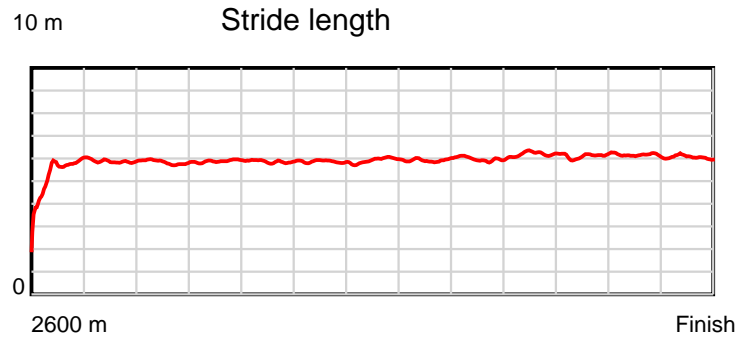
Disclaimer.

HRNZ and NZMTC and Thoroughbred Ratings Pty Ltd accepts no responsibility for the completeness or accuracy of any of the information contained herein, and makes no representations about its suitability for any particular purpose. Users should make their own judgements about those matters and/or seek independent advice. You assume all risks associated with use of the data provided on this page.

Race Results

September 09, 2022, Race 3, HYDROFLOW HANDICAP TROT, Distance 2600m, Addington - Survey 3200m

Result	TAB no.	Horse (Barrier)	2200m to	2000m to	1800m to	1600m to	1400m to	1200m to	1000m to	800m to	600m to	400m to	200m to	Total or	Margin
3rd	3	Resolve (7)	2000m	1800m	1600m	1400m	1200m	1000m	800m	600m	400m	200m	WP	Average	
		Position in running (margin)	3(8.0)	3(10.2)	3(8.3)	3(6.0)	3(4.2)	4(4.0)	4(4.3)	4(4.2)	4(3.9)	4(4.1)	2(3.8)		3.10
		Sectional time (s)	15.72	15.22	15.69	16.04	15.82	15.79	15.51	14.54	14.61	14.50	14.31		
		Cumulative time (s)	167.75	152.03	136.81	121.12	105.08	89.26	73.47	57.96	43.42	28.81	14.31	3:20.39	
		Speed (m/s)	12.72	13.14	12.75	12.47	12.64	12.67	12.89	13.76	13.69	13.79	13.98	12.97	
		Stride length (m)	5.80	5.91	5.81	5.89	5.93	5.91	5.94	6.18	5.99	6.06	5.99	5.89	
		Stride duration (s)	0.456	0.449	0.456	0.473	0.469	0.467	0.460	0.449	0.438	0.439	0.429	0.454	
		Stride efficiency (%)	52.52	54.51	52.79	54.25	54.92	54.61	55.09	59.74	56.15	57.37	56.09	54.22	
		Stride count	34.50	33.86	34.41	33.94	33.73	33.83	33.68	32.35	33.37	33.01	33.38	441.40	



Note: Horizontal distance axis grid lines are 200m furlongs.

Disclaimer.

HRNZ and NZMTC and Thoroughbred Ratings Pty Ltd accepts no responsibility for the completeness or accuracy of any of the information contained herein, and makes no representations about its suitability for any particular purpose. Users should make their own judgements about those matters and/or seek independent advice. You assume all risks associated with use of the data provided on this page.



Race Results



September 09, 2022, Race 3, HYDROFLOW HANDICAP TROT, Distance 2600m, Addington - Survey 3200m

Result	TAB no.	Horse (Barrier)	2600 to	2400m to
4th	5	Royal Del (9)	2400m	2200m
		Position in running (margin)	-	4(6.6)
		Sectional time (s)	17.28	15.74
		Cumulative time (s)	200.63	183.35
		Speed (m/s)	11.57	12.71
		Stride length (m)	5.28	5.82
		Stride duration (s)	0.452	0.458
		Stride efficiency (%)	43.58	52.90
		Stride count	37.87	34.37

Disclaimer.

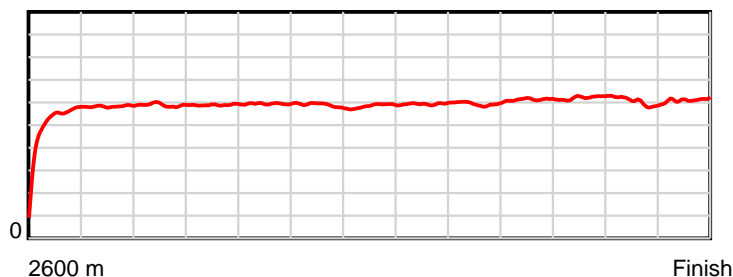
HRNZ and NZMTC and Thoroughbred Ratings Pty Ltd accepts no responsibility for the completeness or accuracy of any of the information contained herein, and makes no representations about its suitability for any particular purpose. Users should make their own judgements about those matters and/or seek independent advice. You assume all risks associated with use of the data provided on this page.

Race Results

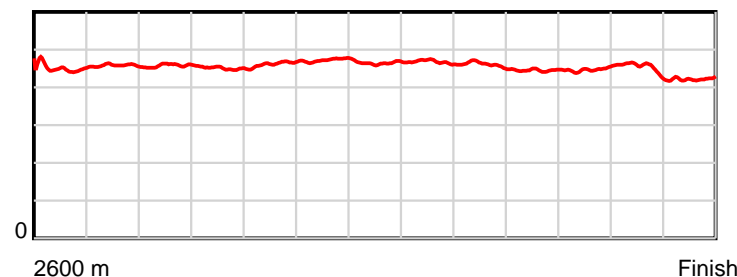
September 09, 2022, Race 3, HYDROFLOW HANDICAP TROT, Distance 2600m, Addington - Survey 3200m

Result	TAB no.	Horse (Barrier)	2200m to	2000m to	1800m to	1600m to	1400m to	1200m to	1000m to	800m to	600m to	400m to	200m to	Total or	Margin
4th	5	Royal Del (9)	2000m	1800m	1600m	1400m	1200m	1000m	800m	600m	400m	200m	WP	Average	
		Position in running (margin)	4(11.0)	4(12.6)	4(11.2)	4(8.4)	5(6.2)	5(6.1)	6(6.3)	6(6.2)	6(5.8)	5(5.1)	5(7.5)		4.50
		Sectional time (s)	15.62	15.30	15.61	15.97	15.84	15.77	15.52	14.52	14.46	14.93	14.07		
		Cumulative time (s)	167.61	151.99	136.69	121.08	105.11	89.27	73.50	57.98	43.46	29.00	14.07	3:20.63	
		Speed (m/s)	12.80	13.07	12.81	12.52	12.63	12.68	12.89	13.77	13.83	13.40	14.21	12.96	
		Stride length (m)	5.86	5.90	5.92	5.92	5.87	5.93	5.94	6.14	6.18	6.06	6.01	5.90	
		Stride duration (s)	0.458	0.451	0.462	0.472	0.465	0.467	0.461	0.446	0.447	0.452	0.423	0.455	
		Stride efficiency (%)	53.69	54.33	54.68	54.68	53.83	54.92	55.05	58.84	59.71	57.37	56.42	54.40	
		Stride count	34.12	33.92	33.81	33.81	34.08	33.74	33.70	32.59	32.36	33.01	33.29	440.67	

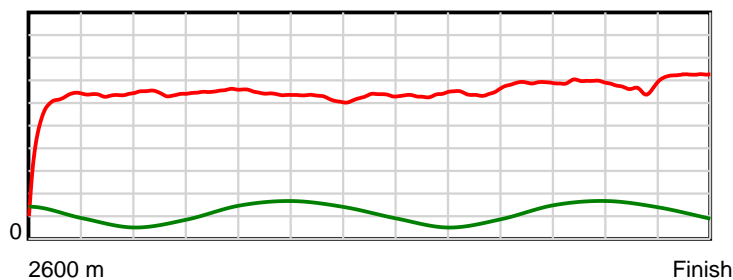
10 m Stride length



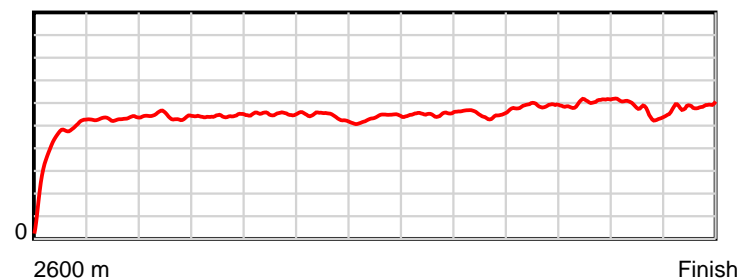
0.6 s Stride duration



20 m/sec Speed



100 % Stride efficiency



Note: Horizontal distance axis grid lines are 200m furlongs.

Disclaimer.

HRNZ and NZMTC and Thoroughbred Ratings Pty Ltd accepts no responsibility for the completeness or accuracy of any of the information contained herein, and makes no representations about its suitability for any particular purpose. Users should make their own judgements about those matters and/or seek independent advice. You assume all risks associated with use of the data provided on this page.



Race Results



September 09, 2022, Race 3, HYDROFLOW HANDICAP TROT, Distance 2600m, Addington - Survey 3200m

Result	TAB no.	Horse (Barrier)	2600 to	2400m to
5th	8	The Bloss (4)	2400m	2200m
		Position in running (margin)	-	7(11.4)
		Sectional time (s)	18.36	16.05
		Cumulative time (s)	201.77	183.41
		Speed (m/s)	10.89	12.46
		Stride length (m)	5.50	5.74
		Stride duration (s)	0.458	0.461
		Stride efficiency (%)	47.20	51.57
		Stride count	36.39	34.82

Disclaimer.

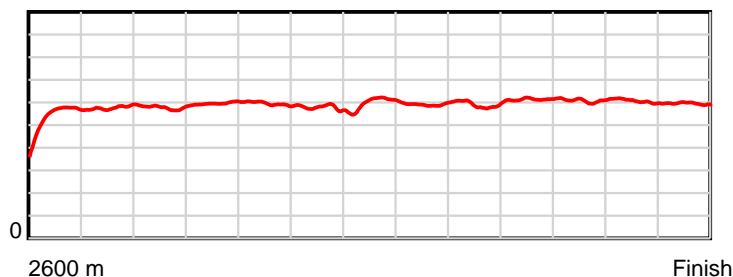
HRNZ and NZMTC and Thoroughbred Ratings Pty Ltd accepts no responsibility for the completeness or accuracy of any of the information contained herein, and makes no representations about its suitability for any particular purpose. Users should make their own judgements about those matters and/or seek independent advice. You assume all risks associated with use of the data provided on this page.

Race Results

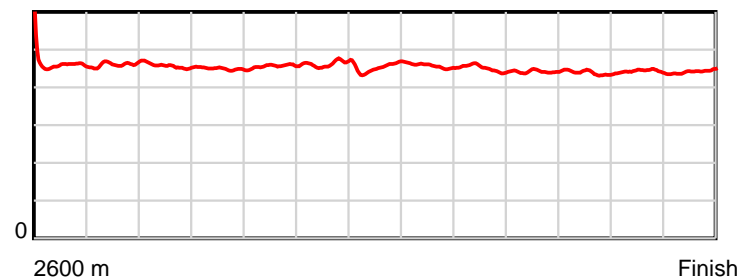
September 09, 2022, Race 3, HYDROFLOW HANDICAP TROT, Distance 2600m, Addington - Survey 3200m

Result	TAB no.	Horse (Barrier)	2200m to	2000m to	1800m to	1600m to	1400m to	1200m to	1000m to	800m to	600m to	400m to	200m to	Total or	Margin
5th	8	The Bloss (4)	2000m	1800m	1600m	1400m	1200m	1000m	800m	600m	400m	200m	WP	Average	
		Position in running (margin)	7(17.7)	7(20.8)	8(17.9)	8(13.7)	9(11.4)	7(7.6)	7(7.3)	7(7.3)	7(6.4)	7(6.5)	6(7.9)		11.00
		Sectional time (s)	15.87	15.06	15.38	15.96	15.22	15.69	15.52	14.44	14.60	14.77	14.85		
		Cumulative time (s)	167.36	151.49	136.43	121.05	105.09	89.87	74.18	58.66	44.22	29.62	14.85	3:21.77	
		Speed (m/s)	12.60	13.28	13.00	12.53	13.14	12.75	12.89	13.85	13.70	13.54	13.47	12.89	
		Stride length (m)	5.76	5.97	5.93	5.81	5.95	5.83	5.80	6.12	6.01	5.99	5.97	5.87	
		Stride duration (s)	0.457	0.449	0.456	0.463	0.453	0.457	0.450	0.442	0.439	0.442	0.443	0.456	
		Stride efficiency (%)	51.81	55.70	54.99	52.68	55.32	53.04	52.58	58.58	56.42	56.02	55.72	53.86	
		Stride count	34.74	33.50	33.71	34.45	33.61	34.33	34.48	32.66	33.28	33.40	33.49	442.86	

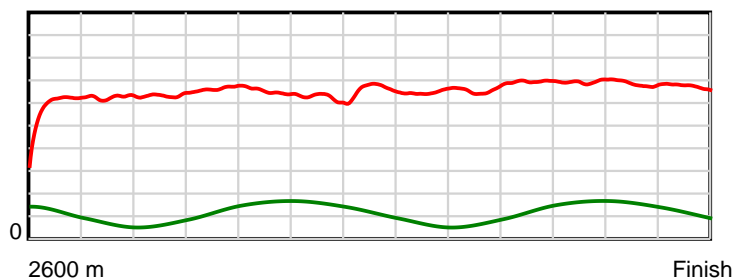
10 m Stride length



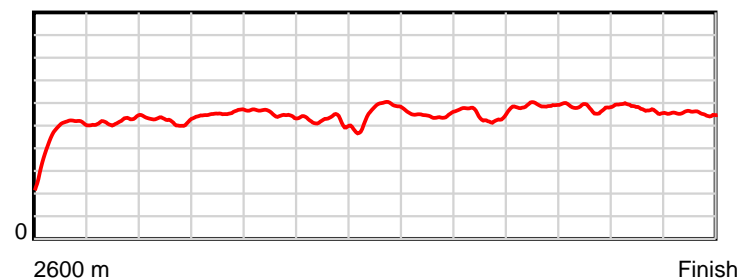
0.6 s Stride duration



20 m/sec Speed



100 % Stride efficiency



Note: Horizontal distance axis grid lines are 200m furlongs.

Disclaimer.

HRNZ and NZMTC and Thoroughbred Ratings Pty Ltd accepts no responsibility for the completeness or accuracy of any of the information contained herein, and makes no representations about its suitability for any particular purpose. Users should make their own judgements about those matters and/or seek independent advice. You assume all risks associated with use of the data provided on this page.



Race Results



September 09, 2022, Race 3, HYDROFLOW HANDICAP TROT, Distance 2600m, Addington - Survey 3200m

Result	TAB no.	Horse (Barrier)	2600 to	2400m to
6th	2	Madeleine Stow... (6)	2400m	2200m
		Position in running (margin)	-	2(2.0)
		Sectional time (s)	16.65	15.14
		Cumulative time (s)	201.82	185.17
		Speed (m/s)	12.01	13.21
		Stride length (m)	5.12	5.64
		Stride duration (s)	0.428	0.427
		Stride efficiency (%)	40.94	49.65
		Stride count	39.08	35.48

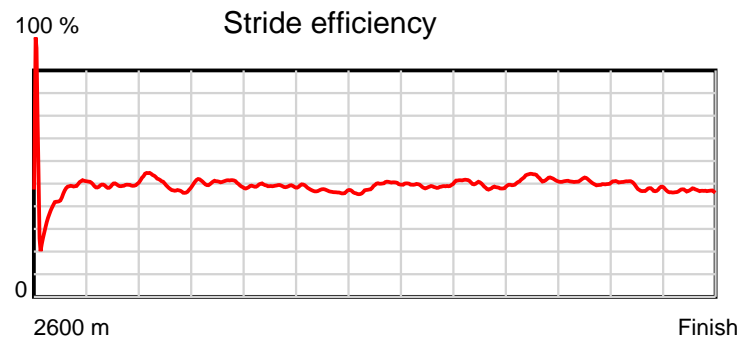
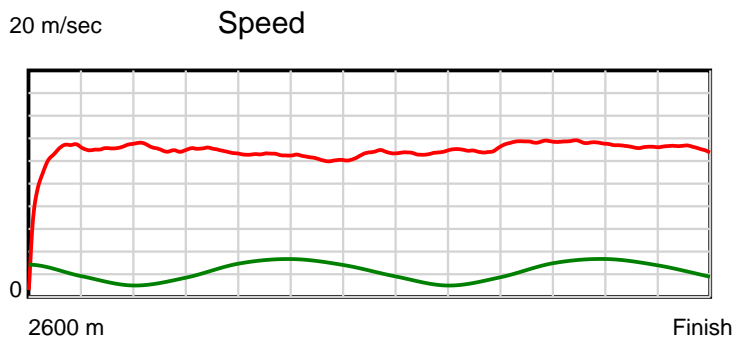
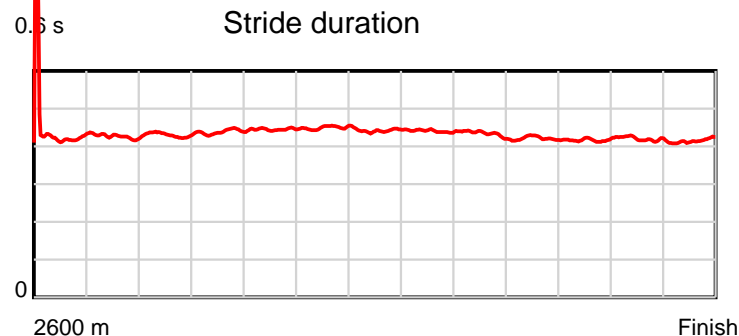
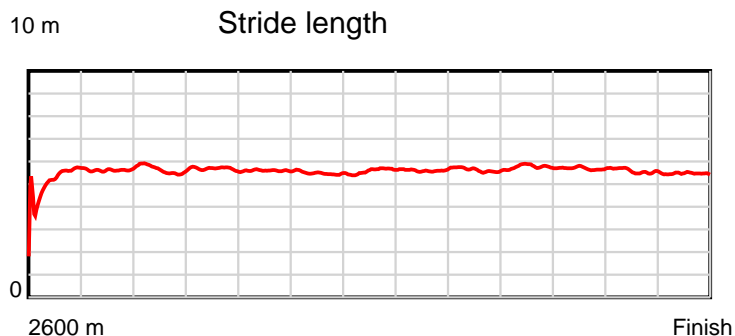
Disclaimer.

HRNZ and NZMTC and Thoroughbred Ratings Pty Ltd accepts no responsibility for the completeness or accuracy of any of the information contained herein, and makes no representations about its suitability for any particular purpose. Users should make their own judgements about those matters and/or seek independent advice. You assume all risks associated with use of the data provided on this page.

Race Results

September 09, 2022, Race 3, HYDROFLOW HANDICAP TROT, Distance 2600m, Addington - Survey 3200m

Result	TAB no.	Horse (Barrier)	2200m to	2000m to	1800m to	1600m to	1400m to	1200m to	1000m to	800m to	600m to	400m to	200m to	Total or	Margin
6th	2	Madeleine Stow... (6)	2000m	1800m	1600m	1400m	1200m	1000m	800m	600m	400m	200m	WP	Average	
		Position in running (margin)	2(2.8)	2(3.1)	2(2.4)	2(2.4)	2(2.3)	2(2.1)	3(2.1)	3(2.4)	3(2.2)	3(3.0)	4(6.6)		11.30
		Sectional time (s)	15.40	15.42	16.08	16.32	15.83	15.73	15.59	14.56	14.71	15.15	15.24		
		Cumulative time (s)	170.03	154.63	139.21	123.13	106.81	90.98	75.25	59.66	45.10	30.39	15.24	3:21.82	
		Speed (m/s)	12.99	12.97	12.44	12.25	12.63	12.71	12.83	13.74	13.60	13.20	13.12	12.88	
		Stride length (m)	5.58	5.69	5.54	5.51	5.58	5.61	5.57	5.78	5.67	5.55	5.44	5.55	
		Stride duration (s)	0.430	0.439	0.445	0.450	0.442	0.441	0.434	0.421	0.417	0.420	0.415	0.431	
		Stride efficiency (%)	48.72	50.53	47.92	47.52	48.66	49.11	48.45	52.22	50.19	48.09	46.32	48.22	
		Stride count	35.82	35.17	36.12	36.27	35.84	35.68	35.92	34.60	35.29	36.05	36.73	468.05	



Note: Horizontal distance axis grid lines are 200m furlongs.

Disclaimer.

HRNZ and NZMTC and Thoroughbred Ratings Pty Ltd accepts no responsibility for the completeness or accuracy of any of the information contained herein, and makes no representations about its suitability for any particular purpose. Users should make their own judgements about those matters and/or seek independent advice. You assume all risks associated with use of the data provided on this page.



Race Results



September 09, 2022, Race 3, HYDROFLOW HANDICAP TROT, Distance 2600m, Addington - Survey 3200m

Result	TAB no.	Horse (Barrier)	2600 to	2400m to
7th	1	Cody Banner (3)	2400m	2200m
		Position in running (margin)	-	6(9.4)
		Sectional time (s)	17.99	15.59
		Cumulative time (s)	201.84	183.85
		Speed (m/s)	11.12	12.83
		Stride length (m)	5.00	5.59
		Stride duration (s)	0.441	0.436
		Stride efficiency (%)	39.08	48.84
		Stride count	39.99	35.77

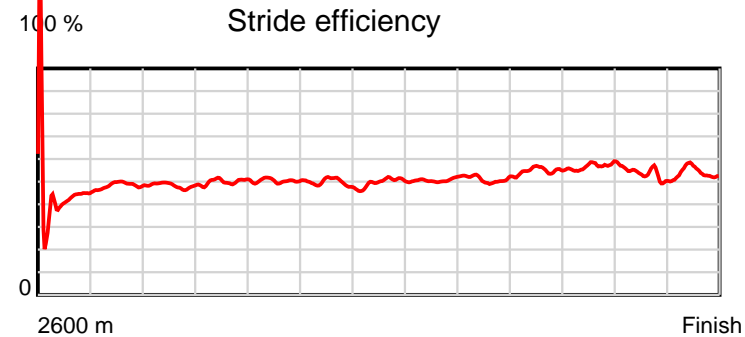
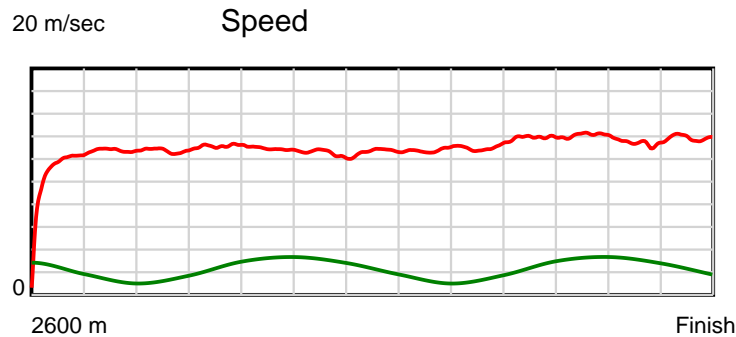
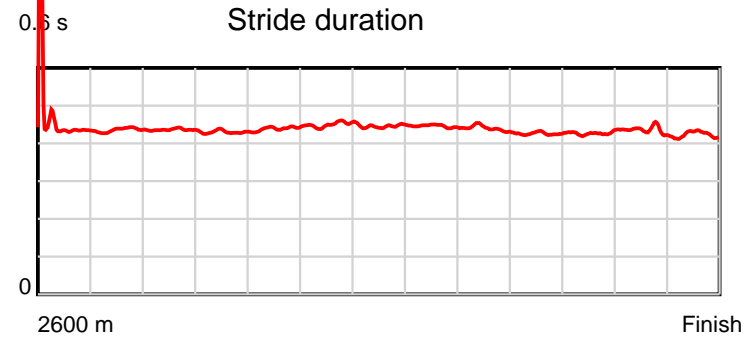
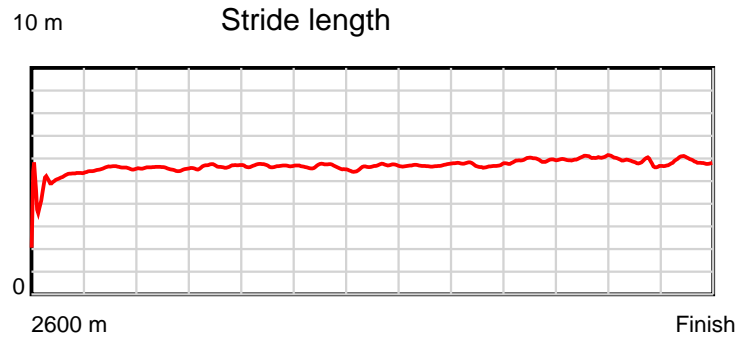
Disclaimer.

HRNZ and NZMTC and Thoroughbred Ratings Pty Ltd accepts no responsibility for the completeness or accuracy of any of the information contained herein, and makes no representations about its suitability for any particular purpose. Users should make their own judgements about those matters and/or seek independent advice. You assume all risks associated with use of the data provided on this page.

Race Results

September 09, 2022, Race 3, HYDROFLOW HANDICAP TROT, Distance 2600m, Addington - Survey 3200m

Result	TAB no.	Horse (Barrier)	2200m to	2000m to	1800m to	1600m to	1400m to	1200m to	1000m to	800m to	600m to	400m to	200m to	Total or	Margin
7th	1	Cody Banner (3)	2000m	1800m	1600m	1400m	1200m	1000m	800m	600m	400m	200m	WP	Average	
		Position in running (margin)	5(12.9)	5(15.1)	5(13.1)	5(10.3)	6(8.3)	8(8.1)	8(7.7)	8(8.0)	8(7.7)	8(6.9)	8(10.4)		11.40
		Sectional time (s)	15.72	15.20	15.61	16.01	15.83	15.67	15.57	14.54	14.45	15.11	14.55		
		Cumulative time (s)	168.26	152.54	137.34	121.73	105.72	89.89	74.22	58.65	44.11	29.66	14.55	3:21.84	
		Speed (m/s)	12.72	13.16	12.81	12.49	12.63	12.76	12.85	13.76	13.84	13.24	13.75	12.88	
		Stride length (m)	5.55	5.66	5.63	5.62	5.63	5.68	5.65	5.86	5.91	5.75	5.80	5.63	
		Stride duration (s)	0.436	0.430	0.439	0.450	0.446	0.445	0.440	0.426	0.427	0.435	0.422	0.437	
		Stride efficiency (%)	48.15	49.98	49.53	49.41	49.53	50.49	49.83	53.57	54.57	51.74	52.58	49.58	
		Stride count	36.03	35.36	35.52	35.57	35.52	35.18	35.42	34.16	33.84	34.76	34.48	461.60	



Note: Horizontal distance axis grid lines are 200m furlongs.

Disclaimer.

HRNZ and NZMTC and Thoroughbred Ratings Pty Ltd accepts no responsibility for the completeness or accuracy of any of the information contained herein, and makes no representations about its suitability for any particular purpose. Users should make their own judgements about those matters and/or seek independent advice. You assume all risks associated with use of the data provided on this page.



Race Results



September 09, 2022, Race 3, HYDROFLOW HANDICAP TROT, Distance 2600m, Addington - Survey 3200m

Result	TAB no.	Horse (Barrier)	2600 to	2400m to
8th	6	Prince Teka (10)	2400m	2200m
		Position in running (margin)	-	1(0.0)
		Sectional time (s)	16.23	15.01
		Cumulative time (s)	202.09	185.86
		Speed (m/s)	12.32	13.32
		Stride length (m)	5.40	6.02
		Stride duration (s)	0.438	0.452
		Stride efficiency (%)	45.58	56.66
		Stride count	37.03	33.21

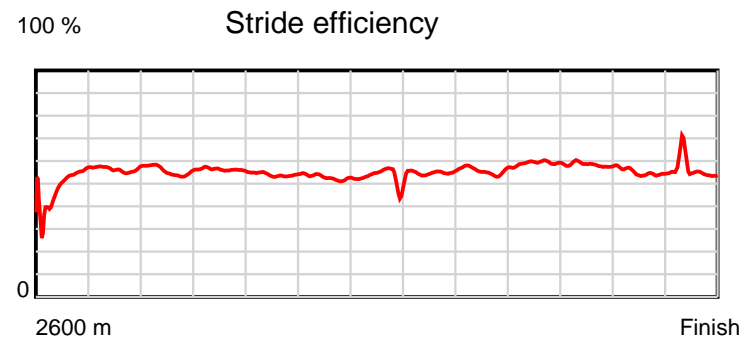
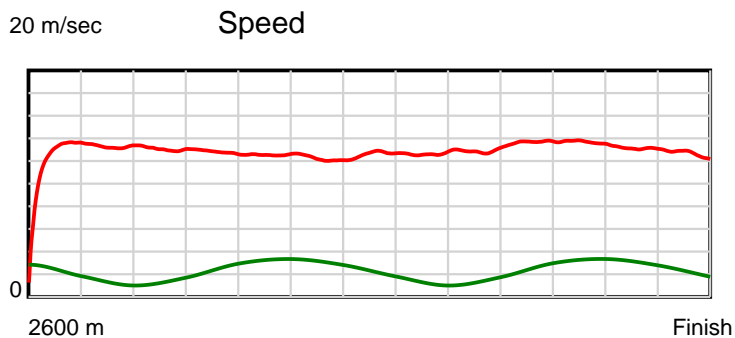
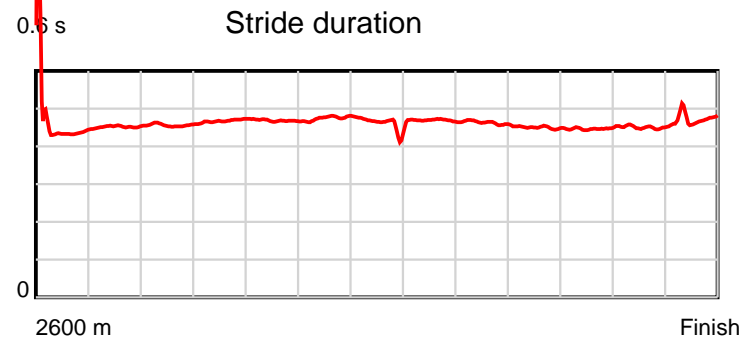
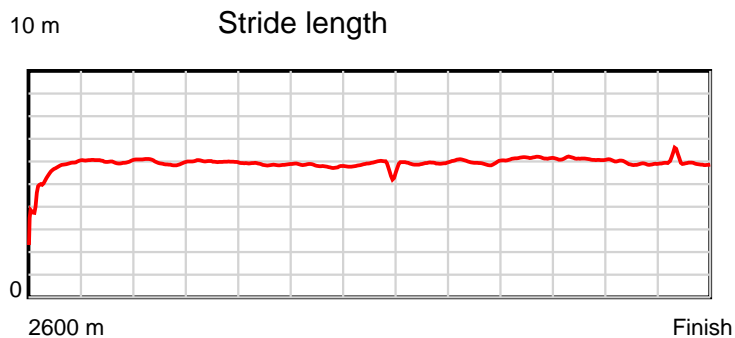
Disclaimer.

HRNZ and NZMTC and Thoroughbred Ratings Pty Ltd accepts no responsibility for the completeness or accuracy of any of the information contained herein, and makes no representations about its suitability for any particular purpose. Users should make their own judgements about those matters and/or seek independent advice. You assume all risks associated with use of the data provided on this page.

Race Results

September 09, 2022, Race 3, HYDROFLOW HANDICAP TROT, Distance 2600m, Addington - Survey 3200m

Result	TAB no.	Horse (Barrier)	2200m to	2000m to	1800m to	1600m to	1400m to	1200m to	1000m to	800m to	600m to	400m to	200m to	Total or	Margin
8th	6	Prince Teka (10)	2000m	1800m	1600m	1400m	1200m	1000m	800m	600m	400m	200m	WP	Average	
		Position in running (margin)	1(0.0)	1(0.0)	1(0.0)	1(0.0)	1(0.0)	1(0.0)	1(0.0)	1(0.0)	1(0.0)	2(0.7)	3(4.6)		12.90
		Sectional time (s)	15.35	15.54	16.08	16.34	15.86	15.73	15.53	14.59	14.70	15.19	15.94		
		Cumulative time (s)	170.85	155.50	139.96	123.88	107.54	91.68	75.95	60.42	45.83	31.13	15.94	3:22.09	
		Speed (m/s)	13.03	12.87	12.44	12.24	12.61	12.71	12.88	13.71	13.61	13.17	12.55	12.87	
		Stride length (m)	5.94	6.02	5.83	5.81	5.80	5.97	5.96	6.17	6.08	5.93	5.92	5.91	
		Stride duration (s)	0.456	0.468	0.468	0.475	0.460	0.469	0.463	0.450	0.447	0.451	0.471	0.459	
		Stride efficiency (%)	55.22	56.60	53.08	52.81	52.57	55.64	55.53	59.47	57.75	54.99	54.70	54.51	
		Stride count	33.65	33.23	34.32	34.40	34.48	33.52	33.55	32.42	32.90	33.71	33.81	440.23	



Note: Horizontal distance axis grid lines are 200m furlongs.

Disclaimer.

HRNZ and NZMTC and Thoroughbred Ratings Pty Ltd accepts no responsibility for the completeness or accuracy of any of the information contained herein, and makes no representations about its suitability for any particular purpose. Users should make their own judgements about those matters and/or seek independent advice. You assume all risks associated with use of the data provided on this page.



Race Results



September 09, 2022, Race 3, HYDROFLOW HANDICAP TROT, Distance 2600m, Addington - Survey 3200m

Result	TAB no.	Horse (Barrier)	2600 to	2400m to
9th	9	Zsa Zoe (5)	2400m	2200m
		Position in running (margin)	-	5(9.4)
		Sectional time (s)	17.95	16.10
		Cumulative time (s)	202.25	184.30
		Speed (m/s)	11.14	12.42
		Stride length (m)	5.68	6.02
		Stride duration (s)	0.473	0.485
		Stride efficiency (%)	50.45	56.65
		Stride count	35.20	33.22

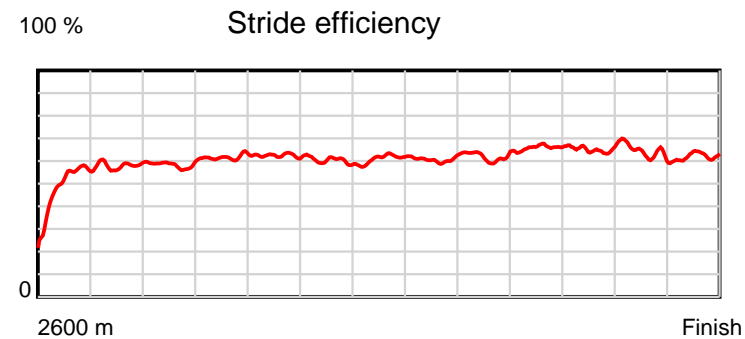
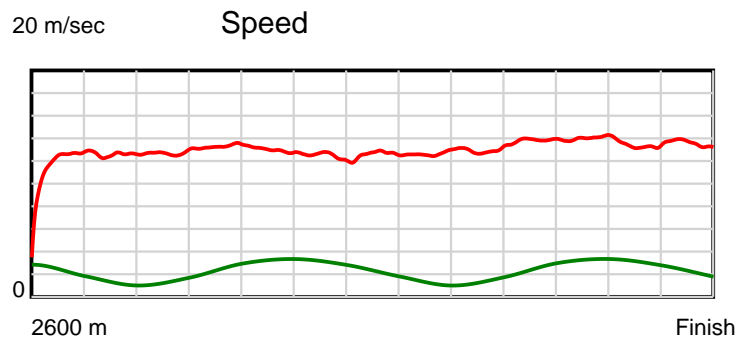
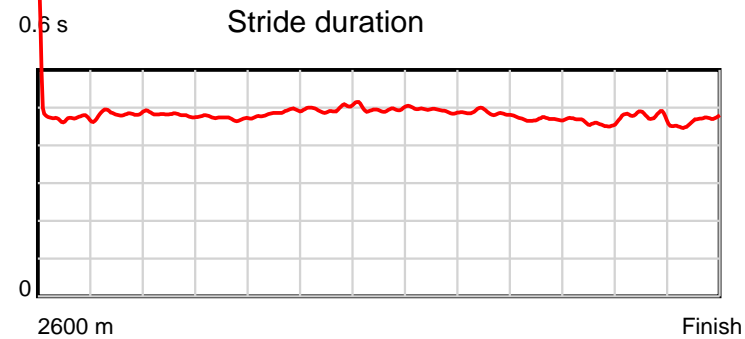
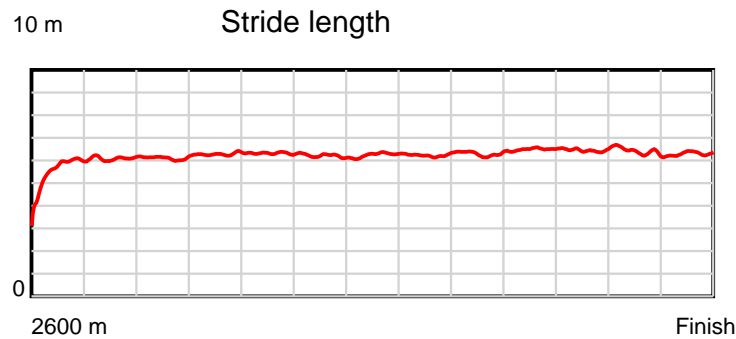
Disclaimer.

HRNZ and NZMTC and Thoroughbred Ratings Pty Ltd accepts no responsibility for the completeness or accuracy of any of the information contained herein, and makes no representations about its suitability for any particular purpose. Users should make their own judgements about those matters and/or seek independent advice. You assume all risks associated with use of the data provided on this page.

Race Results

September 09, 2022, Race 3, HYDROFLOW HANDICAP TROT, Distance 2600m, Addington - Survey 3200m

Result	TAB no.	Horse (Barrier)	2200m to	2000m to	1800m to	1600m to	1400m to	1200m to	1000m to	800m to	600m to	400m to	200m to	Total or	Margin
9th	9	Zsa Zoe (5)	2000m	1800m	1600m	1400m	1200m	1000m	800m	600m	400m	200m	WP	Average	
		Position in running (margin)	6(16.0)	6(19.0)	6(16.0)	7(11.9)	7(9.7)	9(9.8)	9(10.0)	10(10.2)	10(9.9)	9(9.1)	9(11.6)		13.70
		Sectional time (s)	15.85	15.04	15.40	15.97	15.87	15.77	15.57	14.54	14.45	14.96	14.78		
		Cumulative time (s)	168.20	152.35	137.31	121.91	105.94	90.07	74.30	58.73	44.19	29.74	14.78	3:22.25	
		Speed (m/s)	12.62	13.30	12.99	12.52	12.60	12.68	12.85	13.76	13.84	13.37	13.53	12.86	
		Stride length (m)	6.06	6.28	6.32	6.24	6.26	6.25	6.25	6.45	6.37	6.39	6.30	6.22	
		Stride duration (s)	0.481	0.472	0.487	0.498	0.496	0.493	0.486	0.469	0.460	0.478	0.466	0.483	
		Stride efficiency (%)	57.43	61.66	62.51	60.78	61.16	61.00	61.00	65.07	63.48	63.80	62.11	60.37	
		Stride count	32.99	31.84	31.62	32.07	31.97	32.01	32.01	30.99	31.38	31.30	31.72	418.32	



Note: Horizontal distance axis grid lines are 200m furlongs.

Disclaimer.

HRNZ and NZMTC and Thoroughbred Ratings Pty Ltd accepts no responsibility for the completeness or accuracy of any of the information contained herein, and makes no representations about its suitability for any particular purpose. Users should make their own judgements about those matters and/or seek independent advice. You assume all risks associated with use of the data provided on this page.



Race Results



September 09, 2022, Race 3, HYDROFLOW HANDICAP TROT, Distance 2600m, Addington - Survey 3200m

Result	TAB no.	Horse (Barrier)	2600 to	2400m to
10th	4	Martha Stuart (8)	2400m	2200m
		Position in running (margin)	-	10(33.1)
		Sectional time (s)	22.00	14.55
		Cumulative time (s)	203.58	181.58
		Speed (m/s)	9.09	13.75
		Stride length (m)	4.25	5.90
		Stride duration (s)	0.450	0.429
		Stride efficiency (%)	28.25	54.47
		Stride count	47.04	33.88

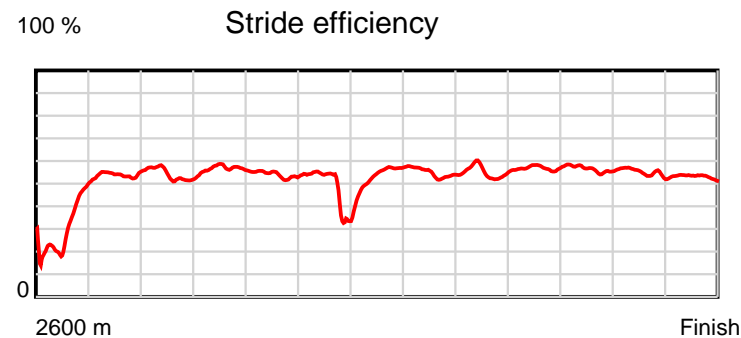
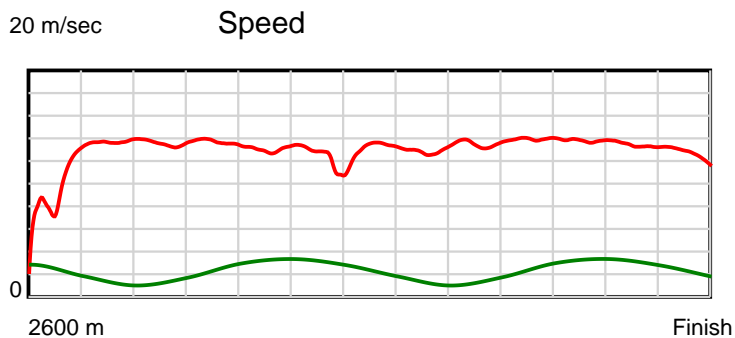
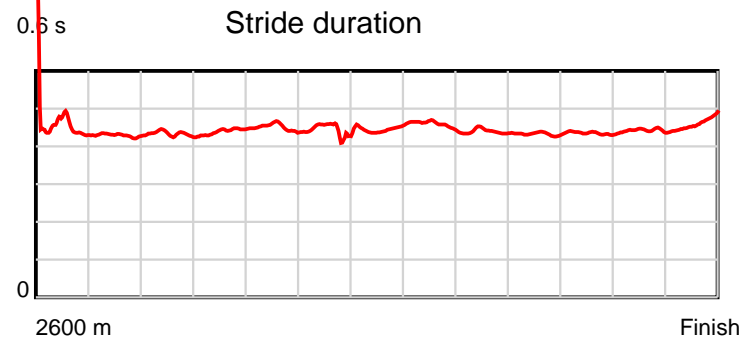
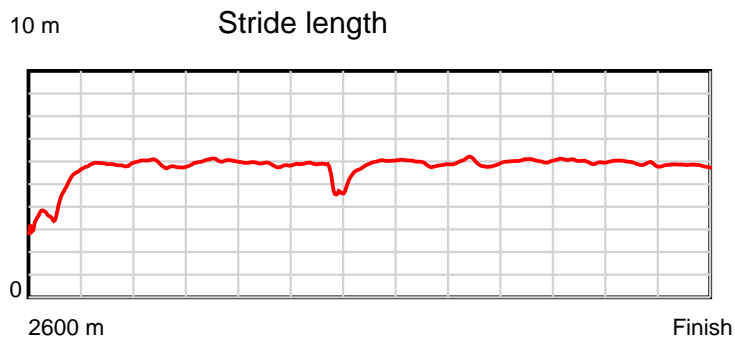
Disclaimer.

HRNZ and NZMTC and Thoroughbred Ratings Pty Ltd accepts no responsibility for the completeness or accuracy of any of the information contained herein, and makes no representations about its suitability for any particular purpose. Users should make their own judgements about those matters and/or seek independent advice. You assume all risks associated with use of the data provided on this page.

Race Results

September 09, 2022, Race 3, HYDROFLOW HANDICAP TROT, Distance 2600m, Addington - Survey 3200m

Result	TAB no.	Horse (Barrier)	2200m to	2000m to	1800m to	1600m to	1400m to	1200m to	1000m to	800m to	600m to	400m to	200m to	Total or	Margin
10th	4	Martha Stuart (8)	2000m	1800m	1600m	1400m	1200m	1000m	800m	600m	400m	200m	WP	Average	
		Position in running (margin)	10(30.4)	10(27.1)	10(21.6)	10(17.8)	10(16.4)	10(12.9)	10(11.9)	9(9.2)	9(7.8)	10(9.1)	10(12.6)		21.40
		Sectional time (s)	14.80	14.62	15.44	16.11	15.28	15.56	15.07	14.35	14.81	15.11	15.88		
		Cumulative time (s)	167.03	152.23	137.61	122.17	106.06	90.78	75.22	60.15	45.80	30.99	15.88	3:23.58	
		Speed (m/s)	13.51	13.68	12.95	12.41	13.09	12.85	13.27	13.94	13.50	13.24	12.59	12.77	
		Stride length (m)	5.85	6.01	5.83	5.46	5.83	5.90	5.83	6.03	5.88	5.85	5.85	5.68	
		Stride duration (s)	0.433	0.440	0.450	0.440	0.445	0.459	0.439	0.433	0.435	0.442	0.464	0.445	
		Stride efficiency (%)	53.50	56.49	53.09	46.60	53.11	54.32	53.11	56.78	53.97	53.54	53.44	50.49	
		Stride count	34.18	33.26	34.31	36.63	34.31	33.92	34.31	33.18	34.03	34.17	34.20	457.42	



Note: Horizontal distance axis grid lines are 200m furlongs.

Disclaimer.

HRNZ and NZMTC and Thoroughbred Ratings Pty Ltd accepts no responsibility for the completeness or accuracy of any of the information contained herein, and makes no representations about its suitability for any particular purpose. Users should make their own judgements about those matters and/or seek independent advice. You assume all risks associated with use of the data provided on this page.



Race Results



September 09, 2022, Race 3, HYDROFLOW HANDICAP TROT, Distance 2600m, Addington - Survey 3200m

Result	TAB no.	Horse (Barrier)	2600 to	2400m to
11th	7	Red Harbour (2)	2400m	2200m
		Position in running (margin)	-	9(23.3)
		Sectional time (s)	20.27	15.13
		Cumulative time (s)	203.96	183.69
		Speed (m/s)	9.87	13.22
		Stride length (m)	4.52	5.85
		Stride duration (s)	0.448	0.442
		Stride efficiency (%)	31.97	53.45
		Stride count	44.22	34.20

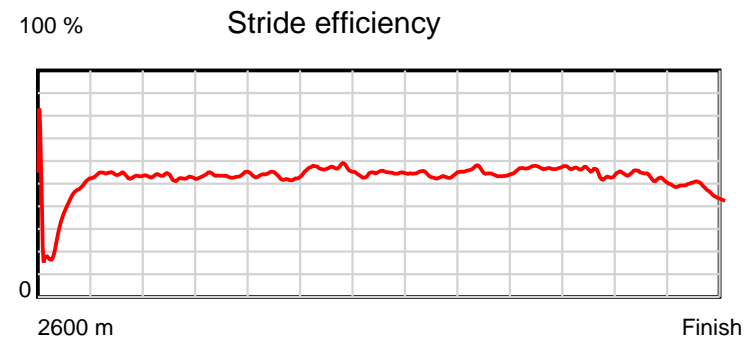
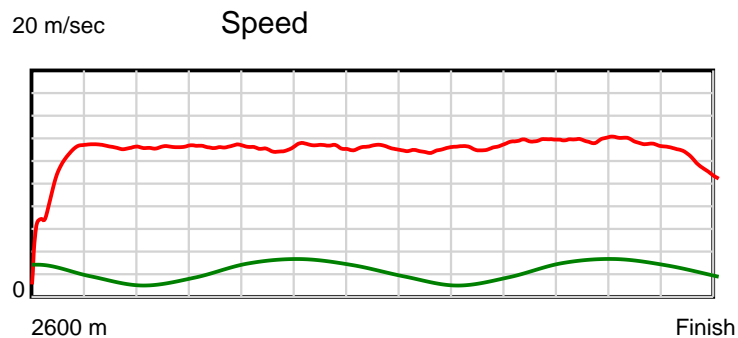
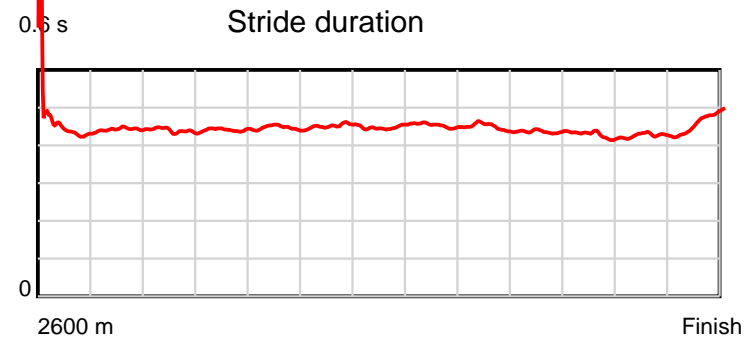
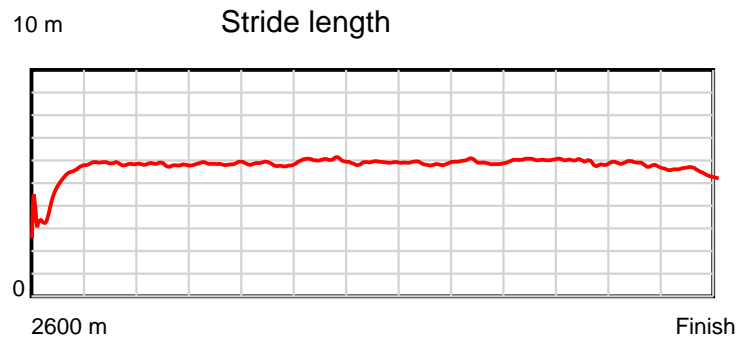
Disclaimer.

HRNZ and NZMTC and Thoroughbred Ratings Pty Ltd accepts no responsibility for the completeness or accuracy of any of the information contained herein, and makes no representations about its suitability for any particular purpose. Users should make their own judgements about those matters and/or seek independent advice. You assume all risks associated with use of the data provided on this page.

Race Results

September 09, 2022, Race 3, HYDROFLOW HANDICAP TROT, Distance 2600m, Addington - Survey 3200m

Result	TAB no.	Horse (Barrier)	2200m to	2000m to	1800m to	1600m to	1400m to	1200m to	1000m to	800m to	600m to	400m to	200m to	Total or	Margin
11th	7	Red Harbour (2)	2000m	1800m	1600m	1400m	1200m	1000m	800m	600m	400m	200m	WP	Average	
		Position in running (margin)	9(24.0)	9(23.1)	9(20.1)	9(16.4)	8(10.7)	6(6.3)	5(5.6)	5(5.0)	5(4.2)	6(5.1)	7(8.2)		23.50
		Sectional time (s)	15.21	15.03	15.47	15.39	15.12	15.61	15.43	14.46	14.73	15.06	17.05		
		Cumulative time (s)	168.56	153.35	138.32	122.85	107.46	92.34	76.73	61.30	46.84	32.11	17.05	3:23.96	
		Speed (m/s)	13.15	13.31	12.93	13.00	13.23	12.81	12.96	13.83	13.58	13.28	11.73	12.75	
		Stride length (m)	5.78	5.87	5.77	5.87	5.92	5.80	5.81	6.04	5.79	5.66	5.48	5.68	
		Stride duration (s)	0.439	0.441	0.446	0.452	0.448	0.453	0.448	0.437	0.427	0.426	0.467	0.445	
		Stride efficiency (%)	52.17	53.88	52.05	53.90	54.78	52.55	52.75	56.95	52.39	50.05	46.99	50.37	
		Stride count	34.61	34.06	34.65	34.05	33.78	34.49	34.42	33.13	34.54	35.34	36.47	457.96	



Note: Horizontal distance axis grid lines are 200m furlongs.

Disclaimer.

HRNZ and NZMTC and Thoroughbred Ratings Pty Ltd accepts no responsibility for the completeness or accuracy of any of the information contained herein, and makes no representations about its suitability for any particular purpose. Users should make their own judgements about those matters and/or seek independent advice. You assume all risks associated with use of the data provided on this page.