



Race Results

NZ Metropolitan Trotting Club Inc, HRNZ, September 09, 2022

Compilation date: September 9, 2022, 6:58:05 PM (NZST)

Copyright © 2022 HRNZ and NZMTC. All rights reserved.

Trademarks.

StrideMASTER is a registered trademark of Thoroughbred Ratings Pty Ltd.

Disclaimer.

HRNZ and NZMTC and Thoroughbred Ratings Pty Ltd accepts no responsibility for the completeness or accuracy of any of the information contained herein, and makes no representations about its suitability for any particular purpose. Users should make their own judgements about those matters and/or seek independent advice. You assume all risks associated with use of the data provided on this page.



Race Results



September 09, 2022, Race 5, RENWICK FARMS ORDEAL TROTTING CUP (STAND TROT), Distance 2600m, Addington - Survey 3200m

Result	TAB no.	Horse (Barrier)	2600 to	2400m to
1st	4	Muscle Mountai... (4)	2400m	2200m
		Position in running (margin)	-	2(3.1)
		Sectional time (s)	17.03	14.93
		Cumulative time (s)	193.41	176.38
		Speed (m/s)	11.74	13.40
		Stride length (m)	6.17	6.68
		Stride duration (s)	0.504	0.499
		Stride efficiency (%)	59.42	69.75
		Stride count	32.43	29.94

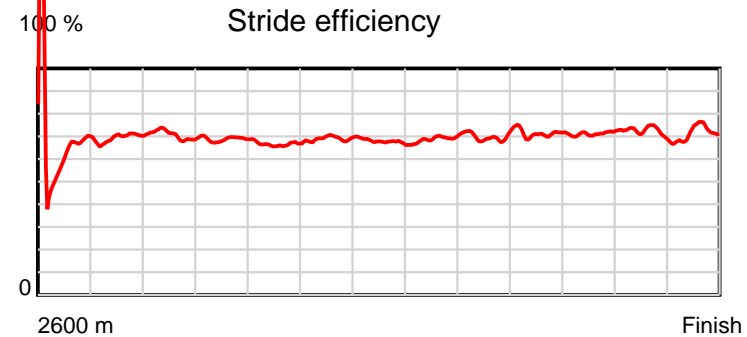
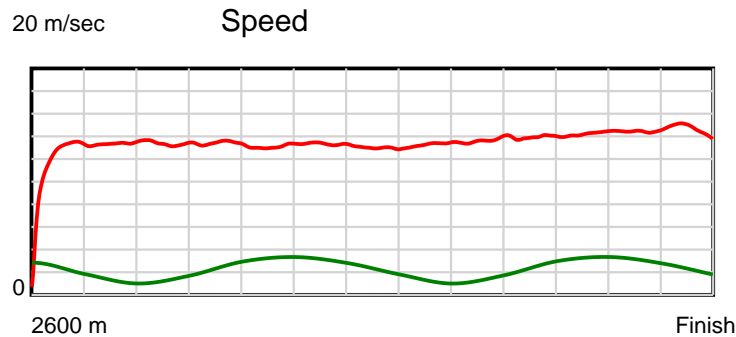
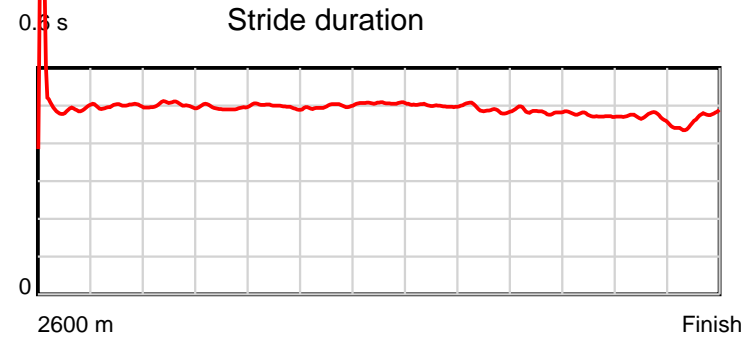
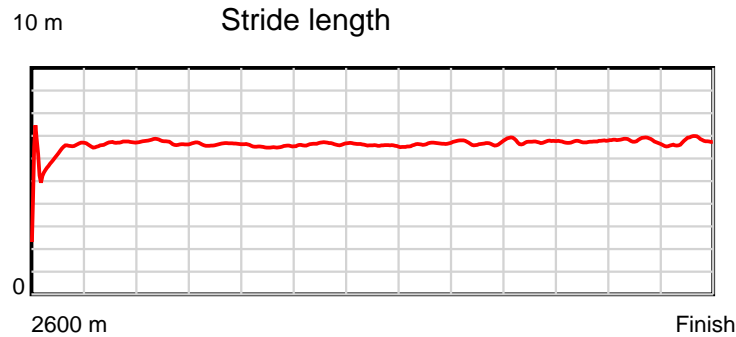
Disclaimer.

HRNZ and NZMTC and Thoroughbred Ratings Pty Ltd accepts no responsibility for the completeness or accuracy of any of the information contained herein, and makes no representations about its suitability for any particular purpose. Users should make their own judgements about those matters and/or seek independent advice. You assume all risks associated with use of the data provided on this page.

Race Results

September 09, 2022, Race 5, RENWICK FARMS ORDEAL TROTTING CUP (STAND TROT), Distance 2600m, Addington - Survey 3200m

Result	TAB no.	Horse (Barrier)	2200m to	2000m to	1800m to	1600m to	1400m to	1200m to	1000m to	800m to	600m to	400m to	200m to	Total or	Margin
1st	4	Muscle Mountai... (4)	2000m	1800m	1600m	1400m	1200m	1000m	800m	600m	400m	200m	WP	Average	
		Position in running (margin)	2(2.3)	2(1.8)	2(1.8)	2(1.8)	2(1.8)	2(1.8)	2(1.9)	2(1.9)	3(1.8)	2(1.7)	2(1.6)		0.00
		Sectional time (s)	15.02	14.90	15.33	14.92	15.37	15.06	14.75	14.38	14.15	13.80	13.77		
		Cumulative time (s)	161.45	146.43	131.53	116.20	101.28	85.91	70.85	56.10	41.72	27.57	13.77	3:13.41	
		Speed (m/s)	13.32	13.42	13.05	13.40	13.01	13.28	13.56	13.91	14.13	14.49	14.52	13.44	
		Stride length (m)	6.68	6.64	6.50	6.68	6.59	6.64	6.66	6.74	6.70	6.80	6.76	6.63	
		Stride duration (s)	0.502	0.495	0.498	0.498	0.507	0.500	0.491	0.485	0.474	0.469	0.465	0.493	
		Stride efficiency (%)	69.77	68.99	66.03	69.73	67.95	68.87	69.21	70.94	70.21	72.27	71.33	68.69	
		Stride count	29.93	30.10	30.77	29.94	30.33	30.13	30.05	29.68	29.84	29.41	29.60	392.15	



Note: Horizontal distance axis grid lines are 200m furlongs.

Disclaimer.

HRNZ and NZMTC and Thoroughbred Ratings Pty Ltd accepts no responsibility for the completeness or accuracy of any of the information contained herein, and makes no representations about its suitability for any particular purpose. Users should make their own judgements about those matters and/or seek independent advice. You assume all risks associated with use of the data provided on this page.



Race Results



September 09, 2022, Race 5, RENWICK FARMS ORDEAL TROTting CUP (STAND TROT), Distance 2600m, Addington - Survey 3200m

Result	TAB no.	Horse (Barrier)	2600 to	2400m to
2nd	6	Mataderos (6)	2400m	2200m
		Position in running (margin)	-	1(0.0)
		Sectional time (s)	16.34	15.07
		Cumulative time (s)	193.73	177.39
		Speed (m/s)	12.24	13.27
		Stride length (m)	5.47	5.99
		Stride duration (s)	0.451	0.451
		Stride efficiency (%)	46.74	56.08
		Stride count	36.57	33.39

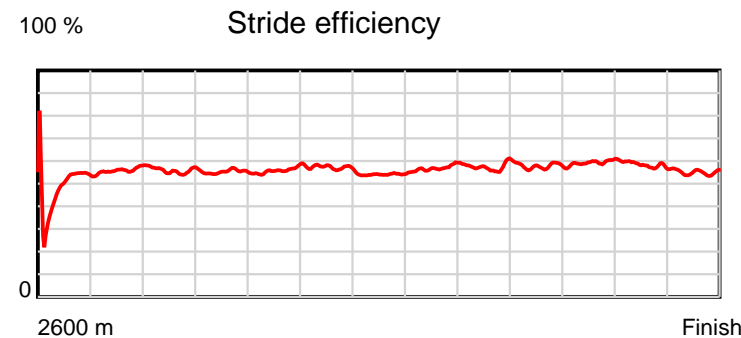
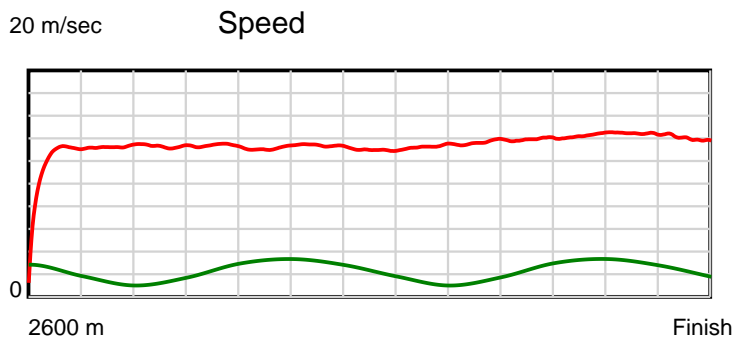
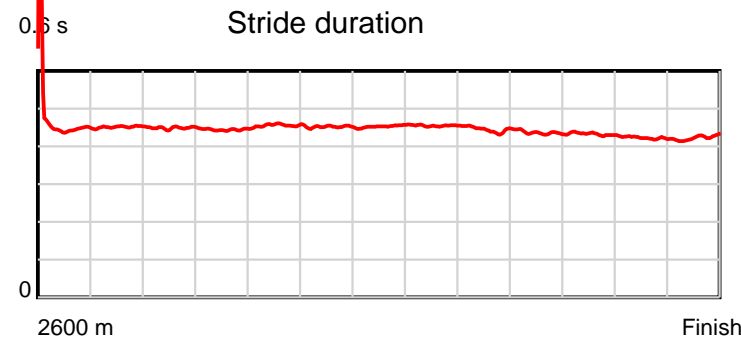
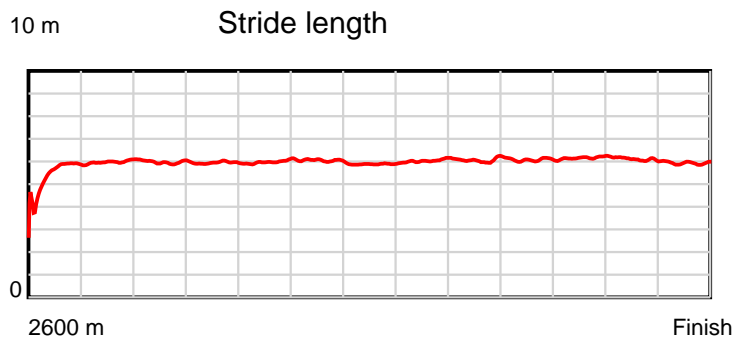
Disclaimer.

HRNZ and NZMTC and Thoroughbred Ratings Pty Ltd accepts no responsibility for the completeness or accuracy of any of the information contained herein, and makes no representations about its suitability for any particular purpose. Users should make their own judgements about those matters and/or seek independent advice. You assume all risks associated with use of the data provided on this page.

Race Results

September 09, 2022, Race 5, RENWICK FARMS ORDEAL TROTTING CUP (STAND TROT), Distance 2600m, Addington - Survey 3200m

Result	TAB no.	Horse (Barrier)	2200m to	2000m to	1800m to	1600m to	1400m to	1200m to	1000m to	800m to	600m to	400m to	200m to	Total or	Margin
2nd	6	Mataderos (6)	2000m	1800m	1600m	1400m	1200m	1000m	800m	600m	400m	200m	WP	Average	
		Position in running (margin)	1(0.0)	1(0.0)	1(0.0)	1(0.0)	1(0.0)	1(0.0)	1(0.0)	1(0.0)	1(0.0)	1(0.0)	1(0.0)		1.80
		Sectional time (s)	15.10	14.90	15.33	14.94	15.37	15.04	14.74	14.40	14.16	13.83	14.51		
		Cumulative time (s)	162.32	147.22	132.32	116.99	102.05	86.68	71.64	56.90	42.50	28.34	14.51	3:13.73	
		Speed (m/s)	13.25	13.42	13.05	13.39	13.01	13.30	13.57	13.89	14.12	14.46	13.78	13.42	
		Stride length (m)	5.95	5.97	5.95	6.04	5.90	6.05	6.03	6.06	6.11	6.11	5.84	5.95	
		Stride duration (s)	0.449	0.444	0.456	0.451	0.453	0.455	0.445	0.436	0.433	0.422	0.424	0.444	
		Stride efficiency (%)	55.27	55.64	55.28	57.06	54.34	57.11	56.89	57.36	58.34	58.30	53.29	55.39	
		Stride count	33.63	33.52	33.63	33.10	33.91	33.08	33.15	33.01	32.73	32.74	34.25	436.71	



Note: Horizontal distance axis grid lines are 200m furlongs.

Disclaimer.

HRNZ and NZMTC and Thoroughbred Ratings Pty Ltd accepts no responsibility for the completeness or accuracy of any of the information contained herein, and makes no representations about its suitability for any particular purpose. Users should make their own judgements about those matters and/or seek independent advice. You assume all risks associated with use of the data provided on this page.



Race Results



September 09, 2022, Race 5, RENWICK FARMS ORDEAL TROTting CUP (STAND TROT), Distance 2600m, Addington - Survey 3200m

Result	TAB no.	Horse (Barrier)	2600 to	2400m to
3rd	2	Majestic Man (2)	2400m	2200m
		Position in running (margin)	-	3(5.0)
		Sectional time (s)	17.35	15.04
		Cumulative time (s)	193.91	176.56
		Speed (m/s)	11.53	13.30
		Stride length (m)	5.30	6.13
		Stride duration (s)	0.444	0.460
		Stride efficiency (%)	43.97	58.62
		Stride count	37.70	32.65

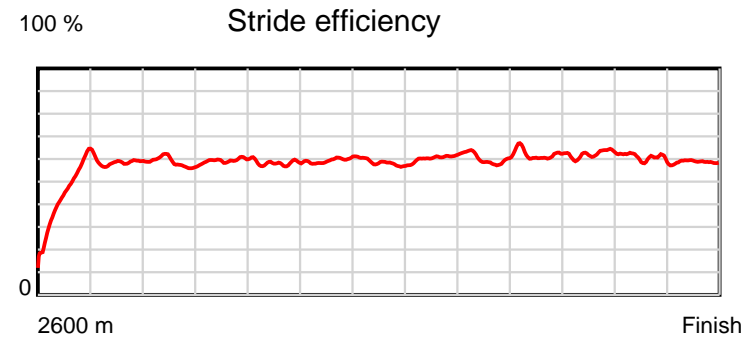
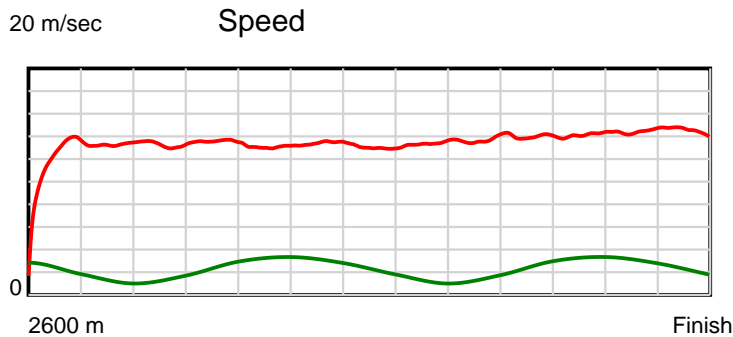
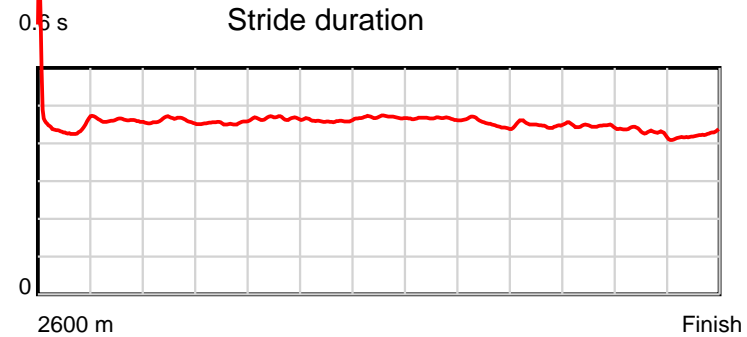
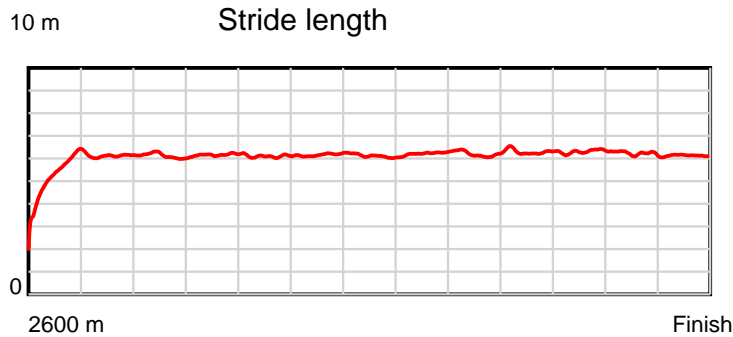
Disclaimer.

HRNZ and NZMTC and Thoroughbred Ratings Pty Ltd accepts no responsibility for the completeness or accuracy of any of the information contained herein, and makes no representations about its suitability for any particular purpose. Users should make their own judgements about those matters and/or seek independent advice. You assume all risks associated with use of the data provided on this page.

Race Results

September 09, 2022, Race 5, RENWICK FARMS ORDEAL TROTTING CUP (STAND TROT), Distance 2600m, Addington - Survey 3200m

Result	TAB no.	Horse (Barrier)	2200m to	2000m to	1800m to	1600m to	1400m to	1200m to	1000m to	800m to	600m to	400m to	200m to	Total or	Margin
3rd	2	Majestic Man (2)	2000m	1800m	1600m	1400m	1200m	1000m	800m	600m	400m	200m	WP	Average	
		Position in running (margin)	3(4.8)	3(5.2)	3(4.1)	3(4.7)	3(4.5)	3(4.5)	3(4.0)	4(4.1)	5(3.7)	4(4.4)	3(4.3)		2.80
		Sectional time (s)	15.17	14.71	15.44	14.90	15.36	14.97	14.74	14.34	14.28	13.81	13.80		
		Cumulative time (s)	161.52	146.35	131.64	116.20	101.30	85.94	70.97	56.23	41.89	27.61	13.80	3:13.91	
		Speed (m/s)	13.18	13.60	12.95	13.42	13.02	13.36	13.57	13.95	14.01	14.48	14.49	13.41	
		Stride length (m)	6.07	6.17	6.04	6.17	6.11	6.22	6.15	6.26	6.25	6.24	6.14	6.09	
		Stride duration (s)	0.461	0.454	0.467	0.460	0.469	0.466	0.453	0.449	0.446	0.431	0.423	0.454	
		Stride efficiency (%)	57.66	59.56	57.10	59.45	58.37	60.48	59.02	61.26	60.95	60.75	58.82	57.87	
		Stride count	32.92	32.40	33.09	32.42	32.72	32.15	32.54	31.94	32.03	32.08	32.60	427.24	



Note: Horizontal distance axis grid lines are 200m furlongs.

Disclaimer.

HRNZ and NZMTC and Thoroughbred Ratings Pty Ltd accepts no responsibility for the completeness or accuracy of any of the information contained herein, and makes no representations about its suitability for any particular purpose. Users should make their own judgements about those matters and/or seek independent advice. You assume all risks associated with use of the data provided on this page.



Race Results



September 09, 2022, Race 5, RENWICK FARMS ORDEAL TROTTING CUP (STAND TROT), Distance 2600m, Addington - Survey 3200m

Result	TAB no.	Horse (Barrier)	2600 to	2400m to
4th	8	Oscar Bonavena (0)	2400m	2200m
		Position in running (margin)	-	7(11.3)
		Sectional time (s)	18.39	15.76
		Cumulative time (s)	196.06	177.67
		Speed (m/s)	10.88	12.69
		Stride length (m)	9.17	6.71
		Stride duration (s)	0.773	0.529
		Stride efficiency (%)	131.52	70.46
		Stride count	21.80	29.78

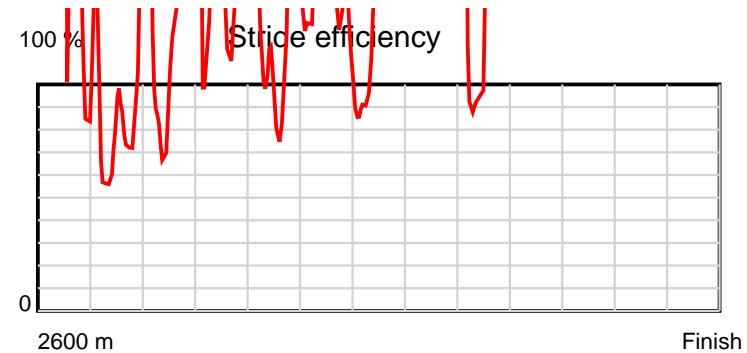
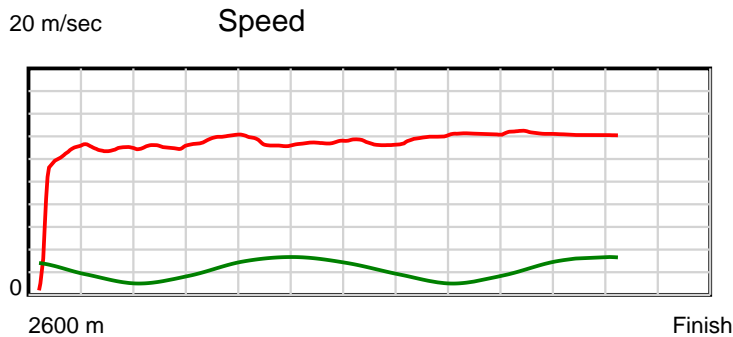
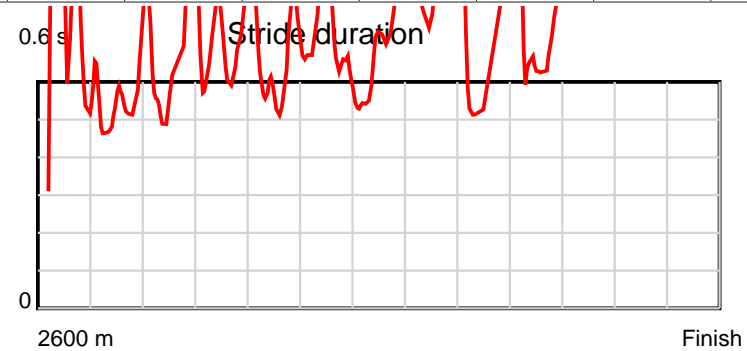
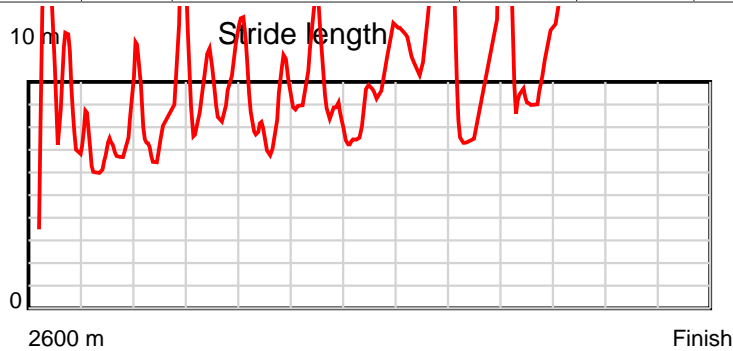
Disclaimer.

HRNZ and NZMTC and Thoroughbred Ratings Pty Ltd accepts no responsibility for the completeness or accuracy of any of the information contained herein, and makes no representations about its suitability for any particular purpose. Users should make their own judgements about those matters and/or seek independent advice. You assume all risks associated with use of the data provided on this page.

Race Results

September 09, 2022, Race 5, RENWICK FARMS ORDEAL TROTTING CUP (STAND TROT), Distance 2600m, Addington - Survey 3200m

Result	TAB no.	Horse (Barrier)	2200m to	2000m to	1800m to	1600m to	1400m to	1200m to	1000m to	800m to	600m to	400m to	200m to	Total or	Margin
4th	8	Oscar Bonavena (0)	2000m	1800m	1600m	1400m	1200m	1000m	800m	600m	400m	200m	WP	Average	
		Position in running (margin)	7(15.4)	7(17.8)	7(14.9)	7(13.5)	7(13.0)	6(10.1)	6(6.9)	5(5.3)	4(2.7)	5(5.1)	5(8.7)		15.10
		Sectional time (s)	15.50	14.40	15.11	14.85	14.88	14.51	14.48	13.96	14.57	14.43	15.22		
		Cumulative time (s)	161.91	146.41	132.01	116.90	102.05	87.17	72.66	58.18	44.22	29.65	15.22	3:16.06	
		Speed (m/s)	12.90	13.89	13.24	13.47	13.44	13.78	13.81	14.33	13.73	13.86	13.14	13.26	
		Stride length (m)	7.76	9.04	7.72	8.36	8.82	9.79	10.59	8.03	8.10	12.64	11.96	8.86	
		Stride duration (s)	0.602	0.651	0.583	0.620	0.656	0.710	0.766	0.560	0.590	0.912	0.910	0.668	
		Stride efficiency (%)	94.20	127.73	93.02	109.09	121.55	149.71	175.15	100.70	102.48	249.66	223.41	122.65	
		Stride count	25.76	22.12	25.92	23.94	22.68	20.43	18.89	24.91	24.70	15.82	16.73	293.48	



Note: Horizontal distance axis grid lines are 200m furlongs.

Disclaimer.

HRNZ and NZMTC and Thoroughbred Ratings Pty Ltd accepts no responsibility for the completeness or accuracy of any of the information contained herein, and makes no representations about its suitability for any particular purpose. Users should make their own judgements about those matters and/or seek independent advice. You assume all risks associated with use of the data provided on this page.



Race Results



September 09, 2022, Race 5, RENWICK FARMS ORDEAL TROTTING CUP (STAND TROT), Distance 2600m, Addington - Survey 3200m

Result	TAB no.	Horse (Barrier)	2600 to	2400m to
5th	5	Midnight Dash (5)	2400m	2200m
		Position in running (margin)	-	4(5.6)
		Sectional time (s)	17.39	16.02
		Cumulative time (s)	196.07	178.68
		Speed (m/s)	11.50	12.48
		Stride length (m)	5.58	5.89
		Stride duration (s)	0.472	0.472
		Stride efficiency (%)	48.63	54.22
		Stride count	35.85	33.95

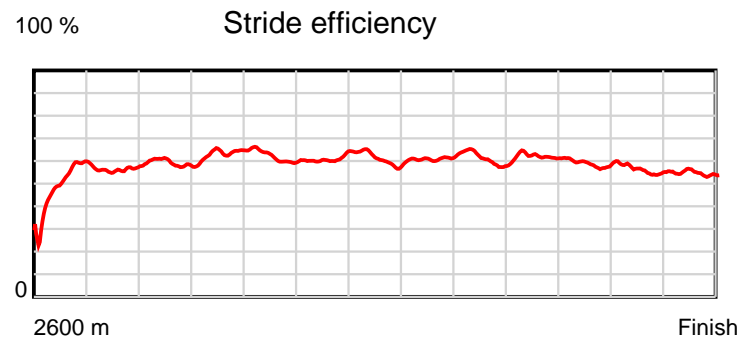
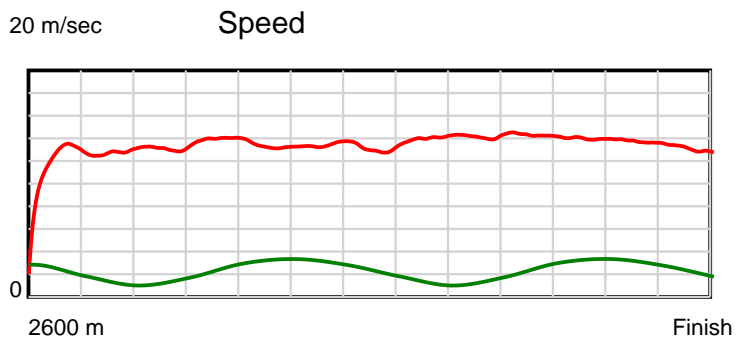
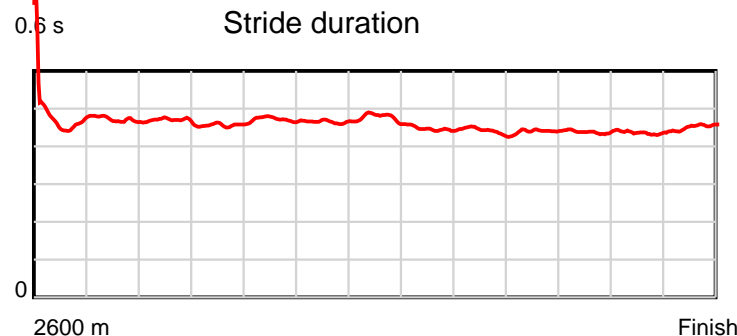
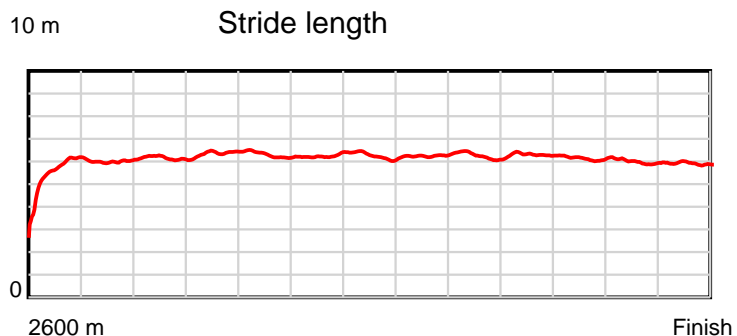
Disclaimer.

HRNZ and NZMTC and Thoroughbred Ratings Pty Ltd accepts no responsibility for the completeness or accuracy of any of the information contained herein, and makes no representations about its suitability for any particular purpose. Users should make their own judgements about those matters and/or seek independent advice. You assume all risks associated with use of the data provided on this page.

Race Results

September 09, 2022, Race 5, RENWICK FARMS ORDEAL TROTTING CUP (STAND TROT), Distance 2600m, Addington - Survey 3200m

Result	TAB no.	Horse (Barrier)	2200m to	2000m to	1800m to	1600m to	1400m to	1200m to	1000m to	800m to	600m to	400m to	200m to	Total or	Margin
5th	5	Midnight Dash (5)	2000m	1800m	1600m	1400m	1200m	1000m	800m	600m	400m	200m	WP	Average	
		Position in running (margin)	5(11.3)	5(13.3)	5(10.5)	5(9.3)	5(8.8)	5(8.4)	4(5.1)	3(3.4)	2(0.8)	3(3.3)	4(8.6)		15.20
		Sectional time (s)	15.44	14.42	15.14	14.85	15.31	14.49	14.46	13.95	14.59	14.71	15.30		
		Cumulative time (s)	162.66	147.22	132.80	117.66	102.81	87.50	73.01	58.55	44.60	30.01	15.30	3:16.07	
		Speed (m/s)	12.95	13.87	13.21	13.47	13.06	13.80	13.83	14.34	13.71	13.60	13.07	13.26	
		Stride length (m)	6.08	6.32	6.24	6.26	6.22	6.16	6.09	6.32	6.01	5.92	5.92	6.07	
		Stride duration (s)	0.470	0.456	0.472	0.465	0.476	0.447	0.440	0.441	0.439	0.435	0.453	0.458	
		Stride efficiency (%)	57.82	62.50	60.86	61.21	60.45	59.37	58.01	62.38	56.49	54.71	54.75	57.60	
		Stride count	32.88	31.62	32.05	31.96	32.16	32.45	32.82	31.65	33.26	33.80	33.79	428.24	



Note: Horizontal distance axis grid lines are 200m furlongs.

Disclaimer.

HRNZ and NZMTC and Thoroughbred Ratings Pty Ltd accepts no responsibility for the completeness or accuracy of any of the information contained herein, and makes no representations about its suitability for any particular purpose. Users should make their own judgements about those matters and/or seek independent advice. You assume all risks associated with use of the data provided on this page.



Race Results



September 09, 2022, Race 5, RENWICK FARMS ORDEAL TROTting CUP (STAND TROT), Distance 2600m, Addington - Survey 3200m

Result	TAB no.	Horse (Barrier)	2600 to	2400m to
6th	3	Enghien (3)	2400m	2200m
		Position in running (margin)	-	6(8.3)
		Sectional time (s)	17.71	15.93
		Cumulative time (s)	197.85	180.14
		Speed (m/s)	11.29	12.55
		Stride length (m)	5.61	6.00
		Stride duration (s)	0.462	0.478
		Stride efficiency (%)	49.12	56.28
		Stride count	35.67	33.33

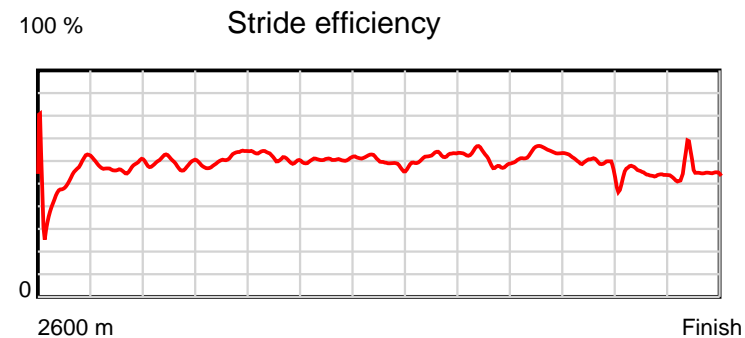
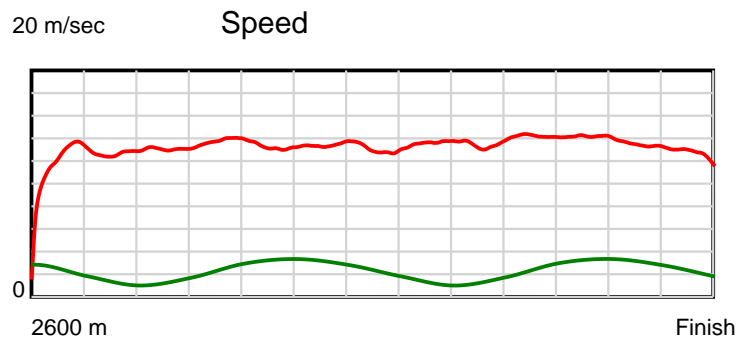
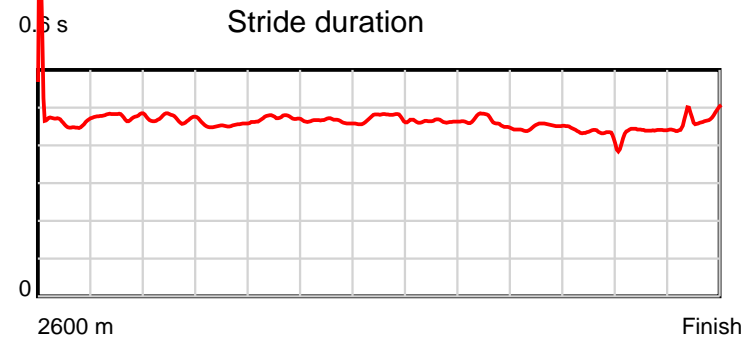
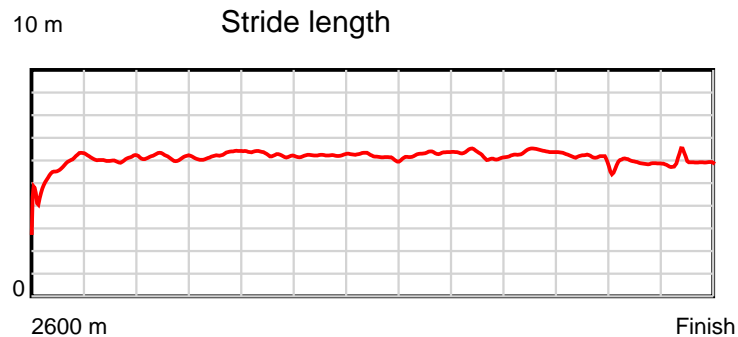
Disclaimer.

HRNZ and NZMTC and Thoroughbred Ratings Pty Ltd accepts no responsibility for the completeness or accuracy of any of the information contained herein, and makes no representations about its suitability for any particular purpose. Users should make their own judgements about those matters and/or seek independent advice. You assume all risks associated with use of the data provided on this page.

Race Results

September 09, 2022, Race 5, RENWICK FARMS ORDEAL TROTTING CUP (STAND TROT), Distance 2600m, Addington - Survey 3200m

Result	TAB no.	Horse (Barrier)	2200m to	2000m to	1800m to	1600m to	1400m to	1200m to	1000m to	800m to	600m to	400m to	200m to	Total or	Margin
6th	3	Enghien (3)	2000m	1800m	1600m	1400m	1200m	1000m	800m	600m	400m	200m	WP	Average	
		Position in running (margin)	6(13.5)	6(15.4)	6(12.7)	6(11.8)	6(11.3)	7(11.1)	8(8.8)	8(9.6)	8(7.7)	6(9.4)	6(15.3)		25.40
		Sectional time (s)	15.42	14.44	15.17	14.85	15.33	14.67	14.86	14.09	14.44	14.81	16.13		
		Cumulative time (s)	164.21	148.79	134.35	119.18	104.33	89.00	74.33	59.47	45.38	30.94	16.13	3:17.85	
		Speed (m/s)	12.97	13.85	13.18	13.47	13.05	13.63	13.46	14.19	13.85	13.50	12.40	13.14	
		Stride length (m)	6.11	6.28	6.22	6.25	6.18	6.32	6.23	6.38	5.94	5.94	5.85	6.09	
		Stride duration (s)	0.471	0.454	0.472	0.464	0.474	0.464	0.463	0.450	0.428	0.440	0.472	0.464	
		Stride efficiency (%)	58.35	61.67	60.54	61.01	59.68	62.42	60.55	63.66	55.04	55.15	53.46	58.01	
		Stride count	32.73	31.84	32.13	32.01	32.36	31.64	32.13	31.33	33.70	33.67	34.19	426.73	



Note: Horizontal distance axis grid lines are 200m furlongs.

Disclaimer.

HRNZ and NZMTC and Thoroughbred Ratings Pty Ltd accepts no responsibility for the completeness or accuracy of any of the information contained herein, and makes no representations about its suitability for any particular purpose. Users should make their own judgements about those matters and/or seek independent advice. You assume all risks associated with use of the data provided on this page.



Race Results



September 09, 2022, Race 5, RENWICK FARMS ORDEAL TROTting CUP (STAND TROT), Distance 2600m, Addington - Survey 3200m

Result	TAB no.	Horse (Barrier)	2600 to	2400m to
7th	1	Habibi Inta (1)	2400m	2200m
		Position in running (margin)	-	5(7.2)
		Sectional time (s)	17.63	15.43
		Cumulative time (s)	199.04	181.41
		Speed (m/s)	11.34	12.96
		Stride length (m)	5.61	6.26
		Stride duration (s)	0.477	0.483
		Stride efficiency (%)	49.23	61.30
		Stride count	35.63	31.93

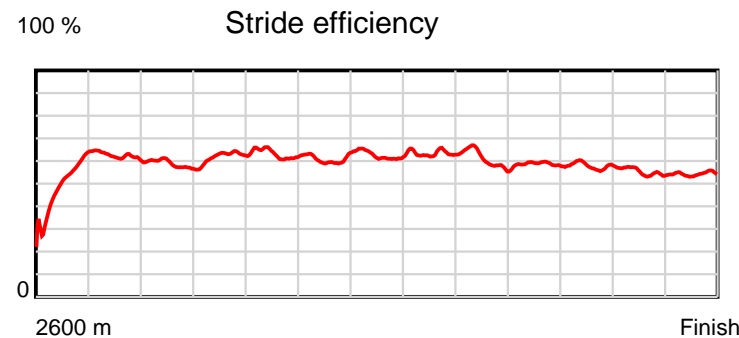
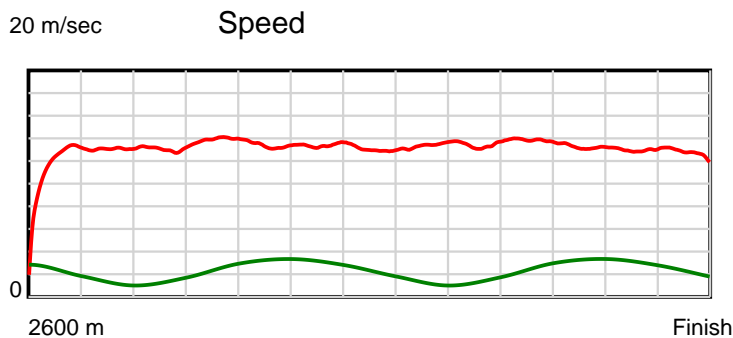
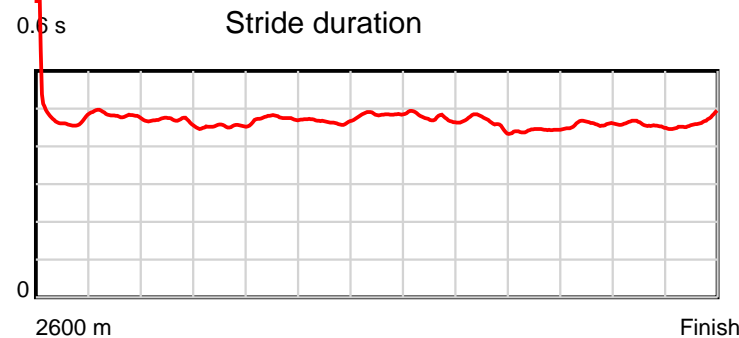
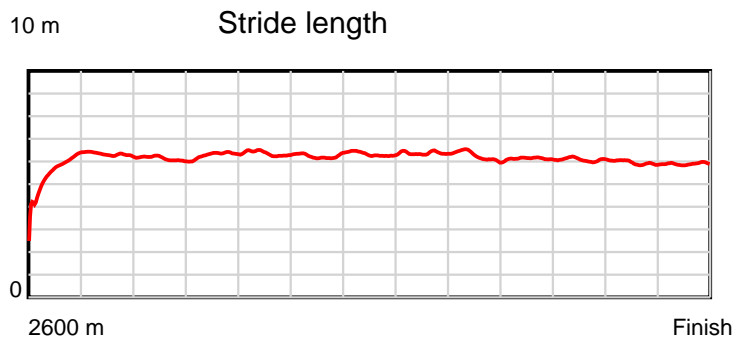
Disclaimer.

HRNZ and NZMTC and Thoroughbred Ratings Pty Ltd accepts no responsibility for the completeness or accuracy of any of the information contained herein, and makes no representations about its suitability for any particular purpose. Users should make their own judgements about those matters and/or seek independent advice. You assume all risks associated with use of the data provided on this page.

Race Results

September 09, 2022, Race 5, RENWICK FARMS ORDEAL TROTTING CUP (STAND TROT), Distance 2600m, Addington - Survey 3200m

Result	TAB no.	Horse (Barrier)	2200m to	2000m to	1800m to	1600m to	1400m to	1200m to	1000m to	800m to	600m to	400m to	200m to	Total or	Margin
7th	1	Habibi Inta (1)	2000m	1800m	1600m	1400m	1200m	1000m	800m	600m	400m	200m	WP	Average	
		Position in running (margin)	4(9.4)	4(11.2)	4(8.4)	4(7.2)	4(6.6)	4(6.6)	5(6.2)	6(7.4)	7(7.6)	8(13.7)	8(23.3)		32.10
		Sectional time (s)	15.40	14.43	15.13	14.83	15.37	14.98	14.93	14.44	15.18	15.43	15.86		
		Cumulative time (s)	165.98	150.58	136.15	121.02	106.19	90.82	75.84	60.91	46.47	31.29	15.86	3:19.04	
		Speed (m/s)	12.99	13.86	13.22	13.49	13.01	13.35	13.40	13.85	13.18	12.96	12.61	13.06	
		Stride length (m)	6.08	6.27	6.27	6.28	6.31	6.36	6.21	6.13	6.05	5.93	5.87	6.12	
		Stride duration (s)	0.469	0.452	0.475	0.466	0.485	0.476	0.463	0.443	0.459	0.457	0.465	0.468	
		Stride efficiency (%)	57.85	61.48	61.52	61.64	62.24	63.15	60.21	58.80	57.20	54.90	53.81	58.52	
		Stride count	32.87	31.89	31.87	31.84	31.69	31.46	32.22	32.60	33.06	33.74	34.08	424.88	



Note: Horizontal distance axis grid lines are 200m furlongs.

Disclaimer.

HRNZ and NZMTC and Thoroughbred Ratings Pty Ltd accepts no responsibility for the completeness or accuracy of any of the information contained herein, and makes no representations about its suitability for any particular purpose. Users should make their own judgements about those matters and/or seek independent advice. You assume all risks associated with use of the data provided on this page.



Race Results



September 09, 2022, Race 5, RENWICK FARMS ORDEAL TROTting CUP (STAND TROT), Distance 2600m, Addington - Survey 3200m

Result	TAB no.	Horse (Barrier)	2600 to	2400m to
8th	7	Matua Tana (7)	2400m	2200m
		Position in running (margin)	-	8(16.1)
		Sectional time (s)	19.09	15.50
		Cumulative time (s)	199.11	180.02
		Speed (m/s)	10.48	12.90
		Stride length (m)	6.38	6.19
		Stride duration (s)	0.603	0.480
		Stride efficiency (%)	63.59	59.85
		Stride count	31.35	32.32

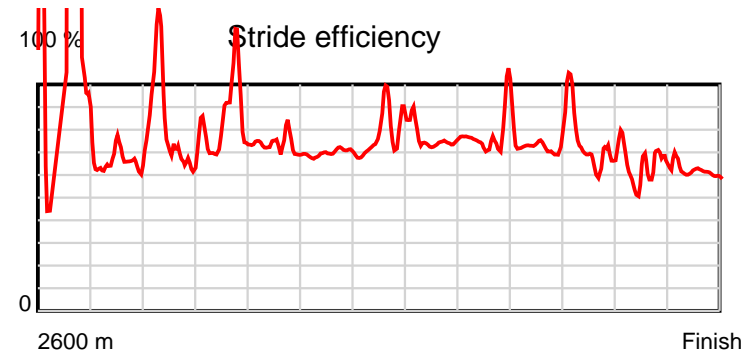
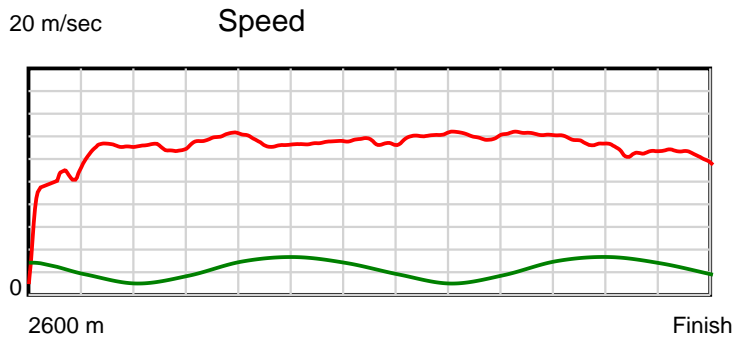
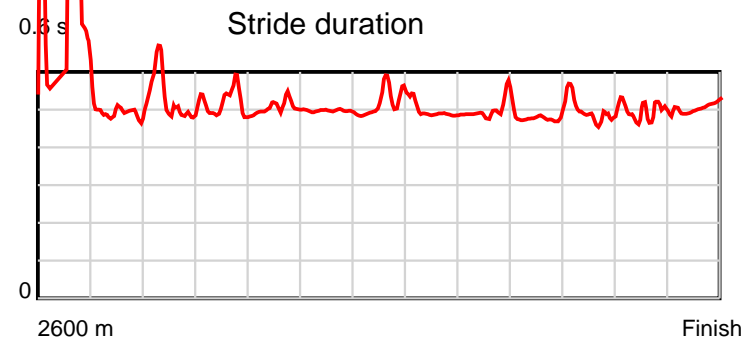
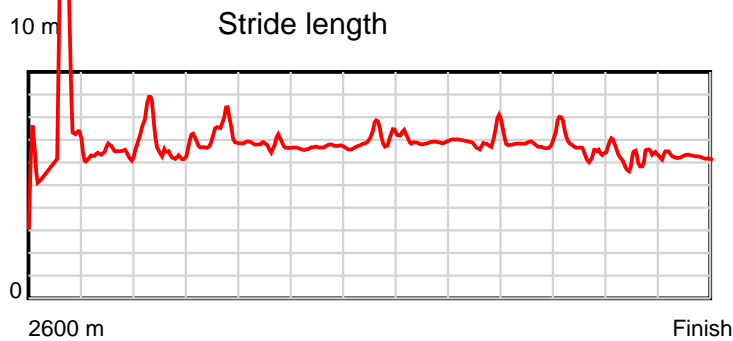
Disclaimer.

HRNZ and NZMTC and Thoroughbred Ratings Pty Ltd accepts no responsibility for the completeness or accuracy of any of the information contained herein, and makes no representations about its suitability for any particular purpose. Users should make their own judgements about those matters and/or seek independent advice. You assume all risks associated with use of the data provided on this page.

Race Results

September 09, 2022, Race 5, RENWICK FARMS ORDEAL TROTTING CUP (STAND TROT), Distance 2600m, Addington - Survey 3200m

Result	TAB no.	Horse (Barrier)	2200m to	2000m to	1800m to	1600m to	1400m to	1200m to	1000m to	800m to	600m to	400m to	200m to	Total or	Margin
8th	7	Matua Tana (7)	2000m	1800m	1600m	1400m	1200m	1000m	800m	600m	400m	200m	WP	Average	
		Position in running (margin)	8(18.7)	8(21.0)	8(17.4)	8(15.6)	8(15.6)	8(12.2)	7(8.6)	7(7.7)	6(5.9)	7(10.1)	7(21.3)		32.60
		Sectional time (s)	15.49	14.30	15.03	14.93	14.80	14.44	14.60	14.10	14.86	15.71	16.26		
		Cumulative time (s)	164.52	149.03	134.73	119.70	104.77	89.97	75.53	60.93	46.83	31.97	16.26	3:19.11	
		Speed (m/s)	12.91	13.99	13.31	13.40	13.51	13.85	13.70	14.18	13.46	12.73	12.30	13.06	
		Stride length (m)	6.11	7.04	6.61	6.65	6.91	6.83	6.70	6.79	6.41	5.86	6.23	6.50	
		Stride duration (s)	0.473	0.503	0.497	0.496	0.511	0.493	0.489	0.479	0.476	0.460	0.507	0.498	
		Stride efficiency (%)	58.32	77.44	68.29	69.01	74.56	72.79	70.25	72.07	64.28	53.70	60.68	65.99	
		Stride count	32.74	28.41	30.25	30.10	28.95	29.30	29.83	29.45	31.18	34.12	32.09	400.09	



Note: Horizontal distance axis grid lines are 200m furlongs.

Disclaimer.

HRNZ and NZMTC and Thoroughbred Ratings Pty Ltd accepts no responsibility for the completeness or accuracy of any of the information contained herein, and makes no representations about its suitability for any particular purpose. Users should make their own judgements about those matters and/or seek independent advice. You assume all risks associated with use of the data provided on this page.