



## Race Results

NZ Metropolitan Trotting Club Inc, HRNZ, September 09, 2022

Compilation date: September 9, 2022, 7:22:26 PM (NZST)

Copyright © 2022 HRNZ and NZMTC. All rights reserved.

### Trademarks.

StrideMASTER is a registered trademark of Thoroughbred Ratings Pty Ltd.

### Disclaimer.

HRNZ and NZMTC and Thoroughbred Ratings Pty Ltd accepts no responsibility for the completeness or accuracy of any of the information contained herein, and makes no representations about its suitability for any particular purpose. Users should make their own judgements about those matters and/or seek independent advice. You assume all risks associated with use of the data provided on this page.



# Race Results



September 09, 2022, Race 6, REECE PLUMBING HANDICAP TROT, Distance 2600m, Addington - Survey 3200m

Result	TAB no.	Horse (Barrier)	2600 to	2400m to
1st	3	<b>Bennie And The... (6)</b>	<b>2400m</b>	<b>2200m</b>
		Position in running (margin)	-	4(7.5)
		Sectional time (s)	17.78	16.33
		Cumulative time (s)	204.06	186.28
		Speed (m/s)	11.25	12.25
		Stride length (m)	5.32	5.76
		Stride duration (s)	0.462	0.470
		Stride efficiency (%)	44.18	51.77
		Stride count	37.61	34.75

#### Disclaimer.

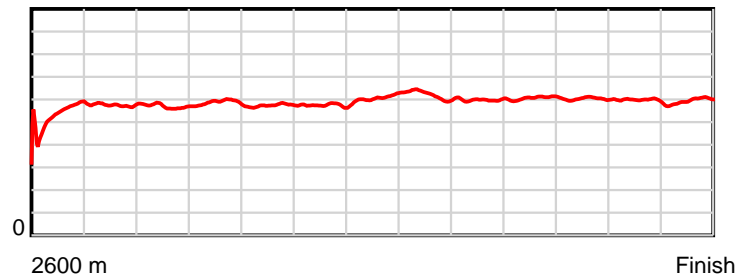
HRNZ and NZMTC and Thoroughbred Ratings Pty Ltd accepts no responsibility for the completeness or accuracy of any of the information contained herein, and makes no representations about its suitability for any particular purpose. Users should make their own judgements about those matters and/or seek independent advice. You assume all risks associated with use of the data provided on this page.

# Race Results

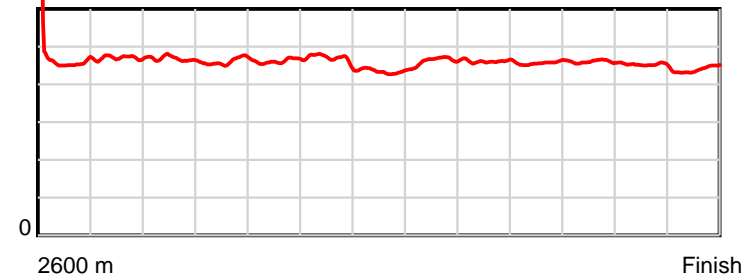
September 09, 2022, Race 6, REECE PLUMBING HANDICAP TROT, Distance 2600m, Addington - Survey 3200m

Result	TAB no.	Horse (Barrier)	2200m to	2000m to	1800m to	1600m to	1400m to	1200m to	1000m to	800m to	600m to	400m to	200m to	Total or	Margin
1st	3	<b>Bennie And The... (6)</b>	<b>2000m</b>	<b>1800m</b>	<b>1600m</b>	<b>1400m</b>	<b>1200m</b>	<b>1000m</b>	<b>800m</b>	<b>600m</b>	<b>400m</b>	<b>200m</b>	<b>WP</b>	<b>Average</b>	
		Position in running (margin)	5(6.8)	7(8.8)	9(9.4)	9(10.4)	8(7.5)	1(0.0)	1(0.0)	1(0.0)	1(0.0)	1(0.0)	1(0.0)		0.00
		Sectional time (s)	16.54	15.71	16.38	16.33	14.31	14.97	15.49	15.11	15.36	15.10	14.65		
		Cumulative time (s)	169.95	153.41	137.70	121.32	104.99	90.68	75.71	60.22	45.11	29.75	14.65	3:24.06	
		Speed (m/s)	12.09	12.73	12.21	12.25	13.98	13.36	12.91	13.24	13.02	13.25	13.65	12.74	
		Stride length (m)	5.66	5.87	5.64	5.73	6.09	6.19	5.95	6.04	5.99	5.97	6.02	5.85	
		Stride duration (s)	0.468	0.461	0.462	0.468	0.435	0.463	0.461	0.457	0.460	0.451	0.441	0.459	
		Stride efficiency (%)	50.06	53.82	49.64	51.25	57.88	59.80	55.40	57.07	55.98	55.76	56.58	53.53	
		Stride count	35.34	34.08	35.49	34.92	32.86	32.33	33.59	33.10	33.42	33.48	33.24	444.21	

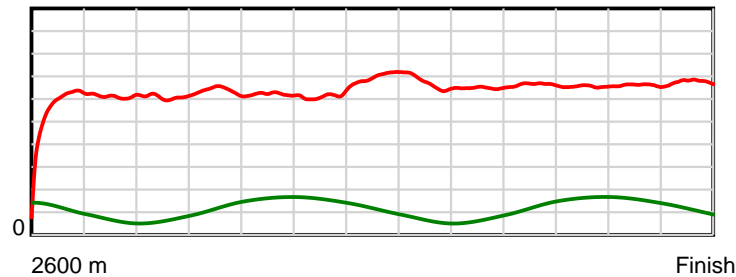
10 m Stride length



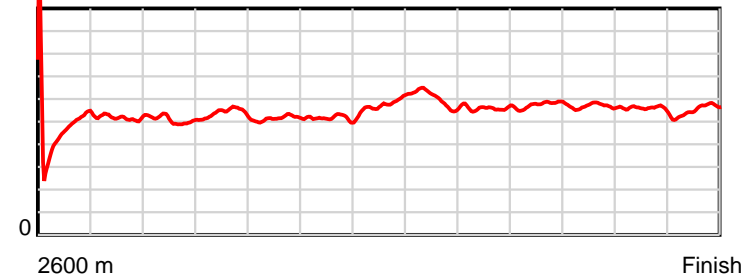
0.5 s Stride duration



20 m/sec Speed



100 % Stride efficiency



Note: Horizontal distance axis grid lines are 200m furlongs.

## Disclaimer.

HRNZ and NZMTC and Thoroughbred Ratings Pty Ltd accepts no responsibility for the completeness or accuracy of any of the information contained herein, and makes no representations about its suitability for any particular purpose. Users should make their own judgements about those matters and/or seek independent advice. You assume all risks associated with use of the data provided on this page.



# Race Results



September 09, 2022, Race 6, REECE PLUMBING HANDICAP TROT, Distance 2600m, Addington - Survey 3200m

Result	TAB no.	Horse (Barrier)	2600 to	2400m to
2nd	9	<b>Magnifique Dim... (4)</b>	<b>2400m</b>	<b>2200m</b>
		Position in running (margin)	-	6(13.8)
		Sectional time (s)	18.61	15.76
		Cumulative time (s)	204.19	185.58
		Speed (m/s)	10.75	12.69
		Stride length (m)	5.24	5.63
		Stride duration (s)	0.443	0.444
		Stride efficiency (%)	42.90	49.54
		Stride count	38.17	35.52

#### Disclaimer.

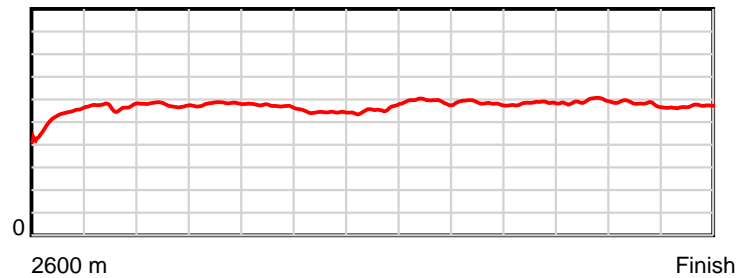
HRNZ and NZMTC and Thoroughbred Ratings Pty Ltd accepts no responsibility for the completeness or accuracy of any of the information contained herein, and makes no representations about its suitability for any particular purpose. Users should make their own judgements about those matters and/or seek independent advice. You assume all risks associated with use of the data provided on this page.

# Race Results

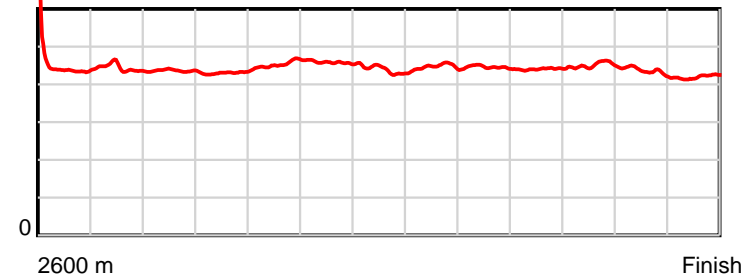
September 09, 2022, Race 6, REECE PLUMBING HANDICAP TROT, Distance 2600m, Addington - Survey 3200m

Result	TAB no.	Horse (Barrier)	2200m to	2000m to	1800m to	1600m to	1400m to	1200m to	1000m to	800m to	600m to	400m to	200m to	Total or	Margin
2nd	9	Magnifique Dim... (4)	2000m	1800m	1600m	1400m	1200m	1000m	800m	600m	400m	200m	WP	Average	
		Position in running (margin)	7(9.6)	4(5.6)	2(0.8)	1(0.0)	1(0.0)	2(1.3)	2(2.4)	3(2.1)	3(2.2)	2(1.9)	3(1.2)		0.70
		Sectional time (s)	15.53	14.81	16.08	16.80	15.77	15.15	15.44	15.13	15.31	14.99	14.81		
		Cumulative time (s)	169.82	154.29	139.48	123.40	106.60	90.83	75.68	60.24	45.11	29.80	14.81	3:24.19	
		Speed (m/s)	12.88	13.50	12.44	11.90	12.68	13.20	12.95	13.22	13.06	13.34	13.50	12.73	
		Stride length (m)	5.62	5.81	5.65	5.45	5.57	5.90	5.77	5.83	5.88	5.80	5.68	5.67	
		Stride duration (s)	0.436	0.430	0.454	0.458	0.439	0.447	0.446	0.441	0.451	0.435	0.420	0.446	
		Stride efficiency (%)	49.35	52.69	49.82	46.50	48.43	54.34	52.06	53.06	54.11	52.64	50.34	50.29	
		Stride count	35.59	34.44	35.42	36.67	35.93	33.92	34.65	34.32	33.99	34.46	35.24	458.32	

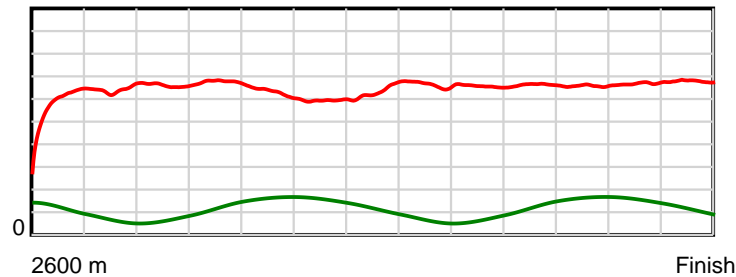
10 m Stride length



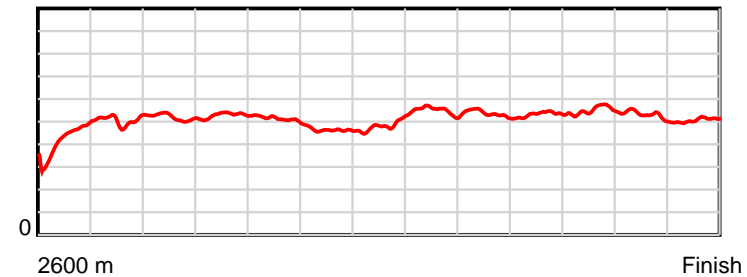
0.6 s Stride duration



20 m/sec Speed



100 % Stride efficiency



Note: Horizontal distance axis grid lines are 200m furlongs.

## Disclaimer.

HRNZ and NZMTC and Thoroughbred Ratings Pty Ltd accepts no responsibility for the completeness or accuracy of any of the information contained herein, and makes no representations about its suitability for any particular purpose. Users should make their own judgements about those matters and/or seek independent advice. You assume all risks associated with use of the data provided on this page.



# Race Results



September 09, 2022, Race 6, REECE PLUMBING HANDICAP TROT, Distance 2600m, Addington - Survey 3200m

Result	TAB no.	Horse (Barrier)	2600 to	2400m to
3rd	8	Miss Yo (0)	2400m	2200m
		Position in running (margin)	-	9(24.0)
		Sectional time (s)	20.32	15.08
		Cumulative time (s)	204.21	183.89
		Speed (m/s)	9.84	13.26
		Stride length (m)	4.81	6.09
		Stride duration (s)	0.463	0.460
		Stride efficiency (%)	36.23	58.05
		Stride count	41.54	32.82

#### Disclaimer.

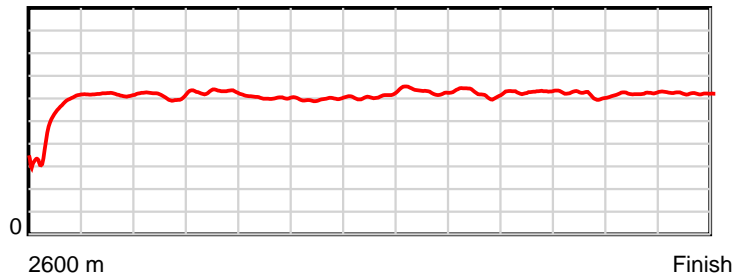
HRNZ and NZMTC and Thoroughbred Ratings Pty Ltd accepts no responsibility for the completeness or accuracy of any of the information contained herein, and makes no representations about its suitability for any particular purpose. Users should make their own judgements about those matters and/or seek independent advice. You assume all risks associated with use of the data provided on this page.

# Race Results

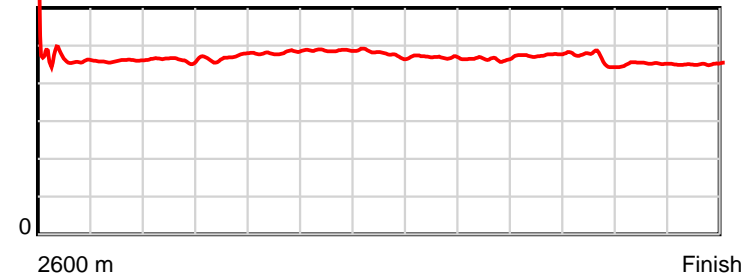
September 09, 2022, Race 6, REECE PLUMBING HANDICAP TROT, Distance 2600m, Addington - Survey 3200m

Result	TAB no.	Horse (Barrier)	2200m to	2000m to	1800m to	1600m to	1400m to	1200m to	1000m to	800m to	600m to	400m to	200m to	Total or	Margin
3rd	8	Miss Yo (0)	2000m	1800m	1600m	1400m	1200m	1000m	800m	600m	400m	200m	WP	Average	
		Position in running (margin)	9(15.8)	8(10.9)	6(6.6)	6(6.2)	4(3.6)	5(4.5)	4(5.2)	4(3.4)	4(3.6)	3(3.4)	2(1.0)		0.80
		Sectional time (s)	15.39	14.90	16.14	16.38	15.70	15.10	15.19	15.13	15.33	14.71	14.84		
		Cumulative time (s)	168.81	153.42	138.52	122.38	106.00	90.30	75.20	60.01	44.88	29.55	14.84	3:24.21	
		Speed (m/s)	13.00	13.42	12.39	12.21	12.74	13.25	13.17	13.22	13.05	13.60	13.48	12.73	
		Stride length (m)	6.02	6.30	5.97	5.95	6.09	6.22	6.12	6.29	6.04	6.16	6.08	5.98	
		Stride duration (s)	0.463	0.470	0.482	0.487	0.478	0.469	0.465	0.476	0.463	0.453	0.451	0.470	
		Stride efficiency (%)	56.54	62.10	55.66	55.25	58.02	60.42	58.62	61.79	57.00	59.30	57.74	55.97	
		Stride count	33.25	31.73	33.51	33.64	32.82	32.17	32.65	31.81	33.11	32.47	32.90	434.42	

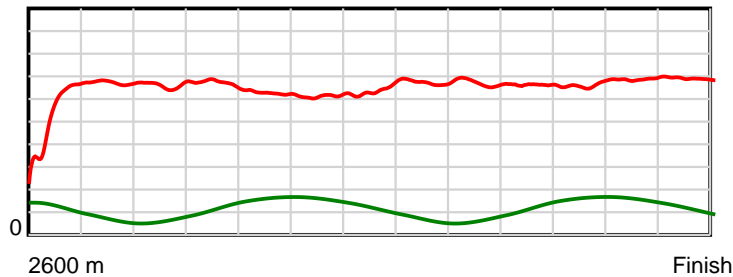
10 m Stride length



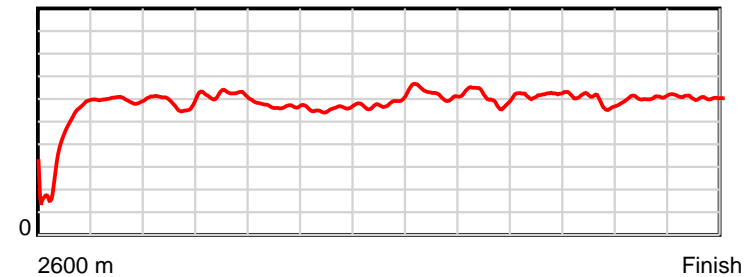
0.6 s Stride duration



20 m/sec Speed



100 % Stride efficiency



Note: Horizontal distance axis grid lines are 200m furlongs.

**Disclaimer.**

HRNZ and NZMTC and Thoroughbred Ratings Pty Ltd accepts no responsibility for the completeness or accuracy of any of the information contained herein, and makes no representations about its suitability for any particular purpose. Users should make their own judgements about those matters and/or seek independent advice. You assume all risks associated with use of the data provided on this page.



# Race Results



September 09, 2022, Race 6, REECE PLUMBING HANDICAP TROT, Distance 2600m, Addington - Survey 3200m

Result	TAB no.	Horse (Barrier)	2600 to	2400m to
4th	6	<b>It's So Easy (1)</b>	<b>2400m</b>	<b>2200m</b>
		Position in running (margin)	-	7(13.9)
		Sectional time (s)	18.66	15.15
		Cumulative time (s)	204.29	185.63
		Speed (m/s)	10.72	13.20
		Stride length (m)	5.15	5.76
		Stride duration (s)	0.445	0.436
		Stride efficiency (%)	41.51	51.80
		Stride count	38.81	34.74

#### Disclaimer.

HRNZ and NZMTC and Thoroughbred Ratings Pty Ltd accepts no responsibility for the completeness or accuracy of any of the information contained herein, and makes no representations about its suitability for any particular purpose. Users should make their own judgements about those matters and/or seek independent advice. You assume all risks associated with use of the data provided on this page.

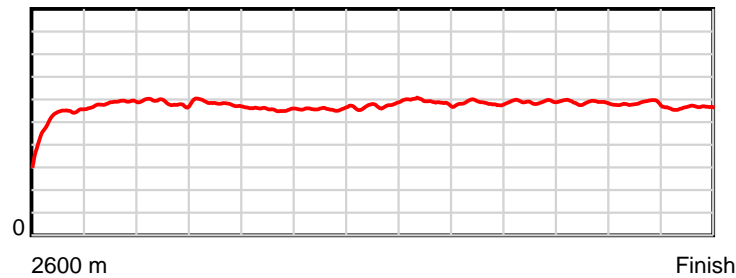


# Race Results

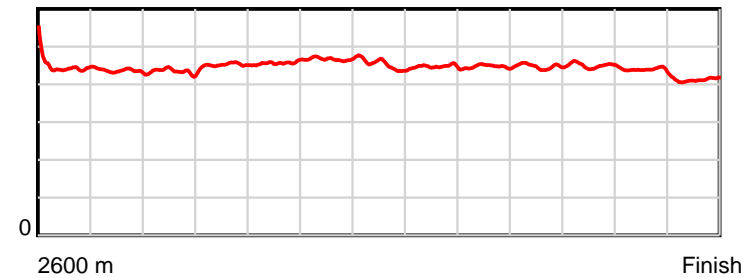
September 09, 2022, Race 6, REECE PLUMBING HANDICAP TROT, Distance 2600m, Addington - Survey 3200m

Result	TAB no.	Horse (Barrier)	2200m to	2000m to	1800m to	1600m to	1400m to	1200m to	1000m to	800m to	600m to	400m to	200m to	Total or	Margin
4th	6	It's So Easy (1)	2000m	1800m	1600m	1400m	1200m	1000m	800m	600m	400m	200m	WP	Average	
		Position in running (margin)	4(6.1)	1(0.0)	1(0.0)	2(2.4)	2(2.0)	4(4.1)	5(5.5)	5(3.9)	5(3.8)	4(3.8)	4(3.1)		1.30
		Sectional time (s)	15.19	15.61	16.61	16.75	15.90	15.20	15.23	15.10	15.35	14.99	14.55		
		Cumulative time (s)	170.48	155.29	139.68	123.07	106.32	90.42	75.22	59.99	44.89	29.54	14.55	3:24.29	
		Speed (m/s)	13.17	12.81	12.04	11.94	12.58	13.16	13.13	13.25	13.03	13.34	13.75	12.73	
		Stride length (m)	5.73	5.79	5.50	5.58	5.68	5.88	5.87	5.93	5.86	5.83	5.66	5.70	
		Stride duration (s)	0.435	0.452	0.457	0.467	0.452	0.447	0.447	0.448	0.450	0.437	0.412	0.448	
		Stride efficiency (%)	51.24	52.40	47.29	48.69	50.48	54.02	53.88	54.94	53.68	53.16	50.10	50.82	
		Stride count	34.93	34.54	36.36	35.83	35.19	34.02	34.06	33.73	34.12	34.29	35.32	455.94	

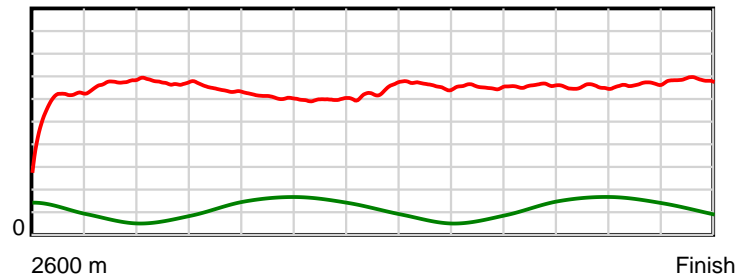
10 m Stride length



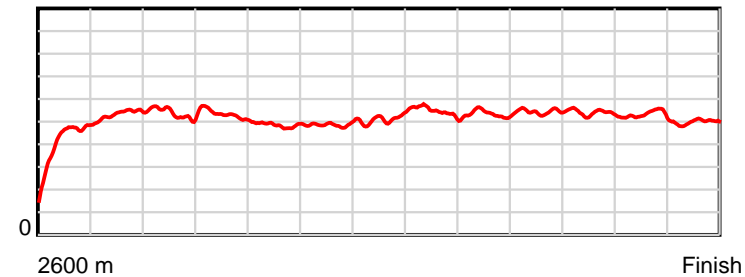
0.6 s Stride duration



20 m/sec Speed



100 % Stride efficiency



Note: Horizontal distance axis grid lines are 200m furlongs.

### Disclaimer.

HRNZ and NZMTC and Thoroughbred Ratings Pty Ltd accepts no responsibility for the completeness or accuracy of any of the information contained herein, and makes no representations about its suitability for any particular purpose. Users should make their own judgements about those matters and/or seek independent advice. You assume all risks associated with use of the data provided on this page.



# Race Results



September 09, 2022, Race 6, REECE PLUMBING HANDICAP TROT, Distance 2600m, Addington - Survey 3200m

Result	TAB no.	Horse (Barrier)	2600 to	2400m to
5th	5	<b>Sonoma Tyron (8)</b>	<b>2400m</b>	<b>2200m</b>
		Position in running (margin)	-	1(0.0)
		Sectional time (s)	16.39	16.45
		Cumulative time (s)	204.80	188.41
		Speed (m/s)	12.21	12.16
		Stride length (m)	5.25	5.33
		Stride duration (s)	0.425	0.439
		Stride efficiency (%)	43.01	44.46
		Stride count	38.12	37.50

#### Disclaimer.

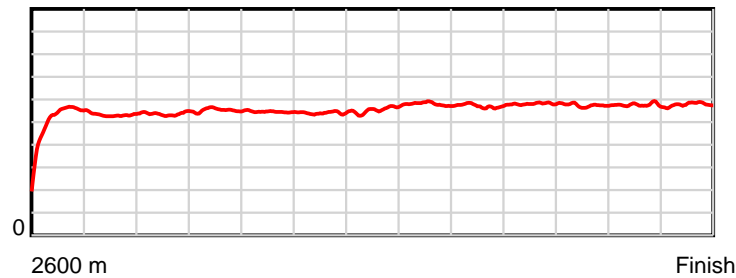
HRNZ and NZMTC and Thoroughbred Ratings Pty Ltd accepts no responsibility for the completeness or accuracy of any of the information contained herein, and makes no representations about its suitability for any particular purpose. Users should make their own judgements about those matters and/or seek independent advice. You assume all risks associated with use of the data provided on this page.

# Race Results

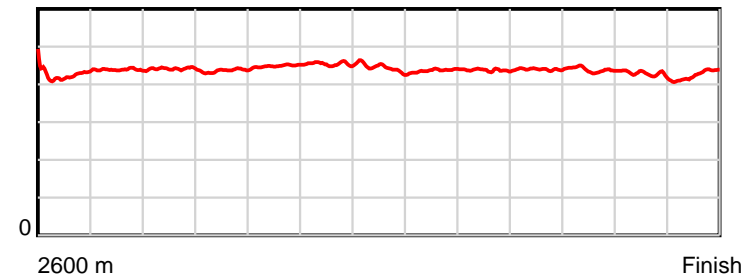
September 09, 2022, Race 6, REECE PLUMBING HANDICAP TROT, Distance 2600m, Addington - Survey 3200m

Result	TAB no.	Horse (Barrier)	2200m to	2000m to	1800m to	1600m to	1400m to	1200m to	1000m to	800m to	600m to	400m to	200m to	Total or	Margin
5th	5	Sonoma Tyron (8)	2000m	1800m	1600m	1400m	1200m	1000m	800m	600m	400m	200m	WP	Average	
		Position in running (margin)	1(0.0)	2(2.0)	3(2.6)	4(4.5)	5(4.3)	6(6.5)	7(7.1)	7(6.0)	7(6.3)	8(6.2)	6(4.9)		4.20
		Sectional time (s)	16.53	15.71	16.52	16.78	15.92	15.06	15.32	15.17	15.34	14.88	14.73		
		Cumulative time (s)	171.96	155.43	139.72	123.20	106.42	90.50	75.44	60.12	44.95	29.61	14.73	3:24.80	
		Speed (m/s)	12.10	12.73	12.11	11.92	12.56	13.28	13.05	13.18	13.04	13.44	13.58	12.70	
		Stride length (m)	5.34	5.55	5.43	5.40	5.58	5.80	5.71	5.80	5.71	5.75	5.77	5.56	
		Stride duration (s)	0.441	0.436	0.449	0.453	0.444	0.436	0.437	0.440	0.438	0.428	0.425	0.438	
		Stride efficiency (%)	44.48	48.20	46.15	45.63	48.62	52.49	50.99	52.58	51.01	51.70	52.02	48.39	
		Stride count	37.49	36.01	36.80	37.01	35.86	34.51	35.01	34.48	35.00	34.77	34.66	467.22	

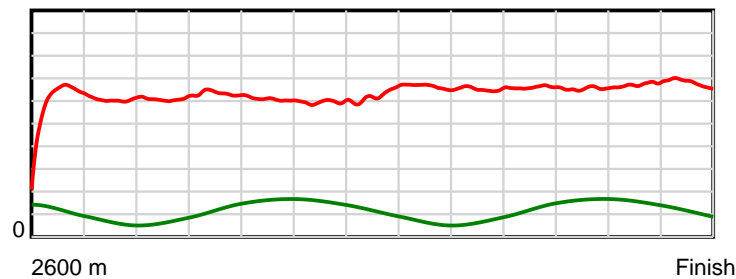
10 m Stride length



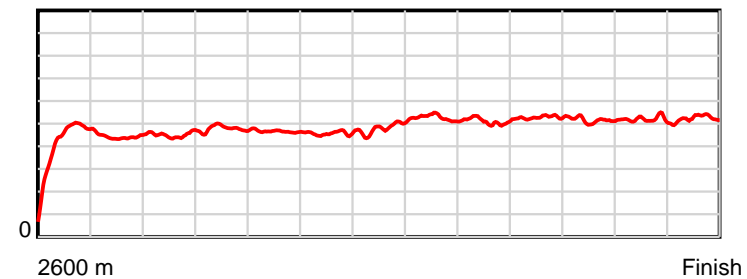
0.6 s Stride duration



20 m/sec Speed



100 % Stride efficiency



Note: Horizontal distance axis grid lines are 200m furlongs.

## Disclaimer.

HRNZ and NZMTC and Thoroughbred Ratings Pty Ltd accepts no responsibility for the completeness or accuracy of any of the information contained herein, and makes no representations about its suitability for any particular purpose. Users should make their own judgements about those matters and/or seek independent advice. You assume all risks associated with use of the data provided on this page.



# Race Results



September 09, 2022, Race 6, REECE PLUMBING HANDICAP TROT, Distance 2600m, Addington - Survey 3200m

Result	TAB no.	Horse (Barrier)	2600 to	2400m to
6th	7	Instant Deligh... (2)	2400m	2200m
		Position in running (margin)	-	5(11.0)
		Sectional time (s)	18.28	16.12
		Cumulative time (s)	204.86	186.58
		Speed (m/s)	10.94	12.41
		Stride length (m)	5.46	5.86
		Stride duration (s)	0.478	0.473
		Stride efficiency (%)	46.60	53.75
		Stride count	36.62	34.10

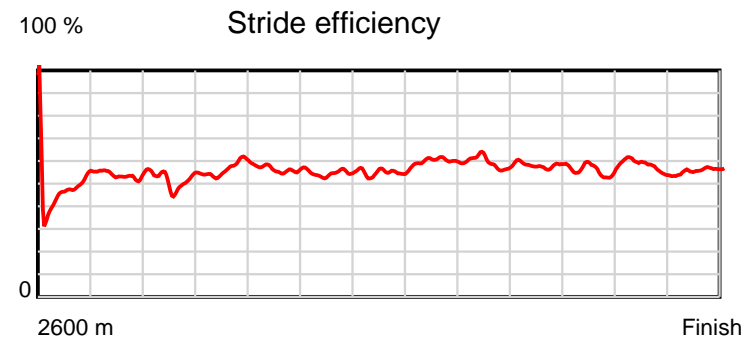
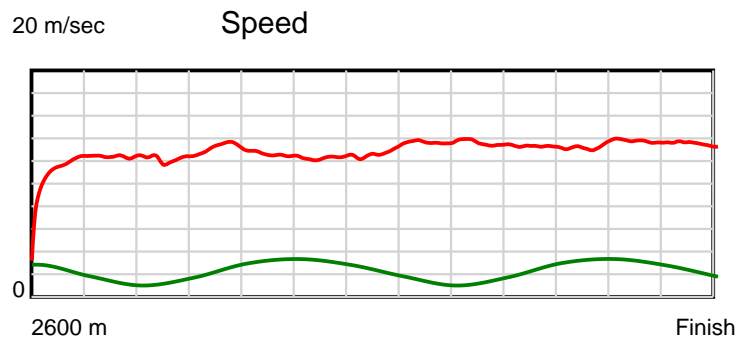
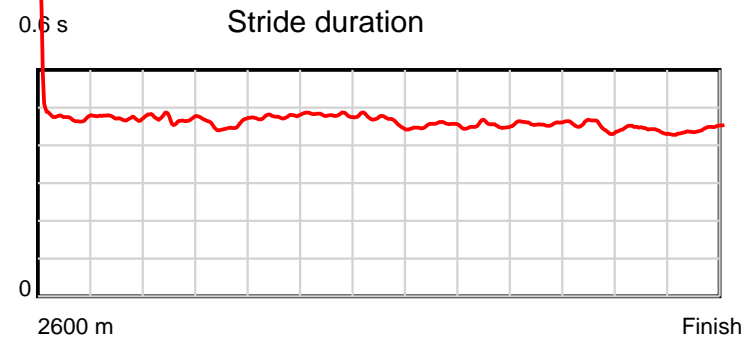
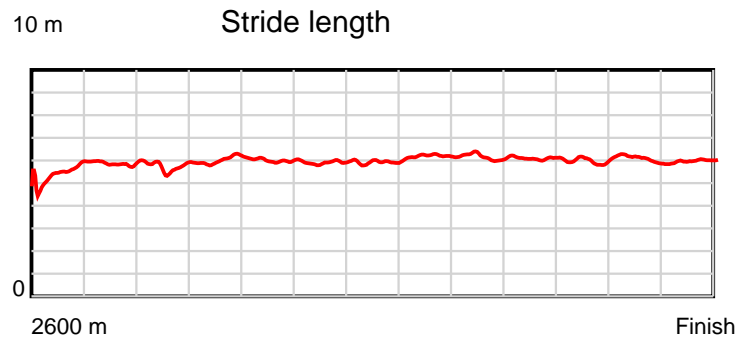
#### Disclaimer.

HRNZ and NZMTC and Thoroughbred Ratings Pty Ltd accepts no responsibility for the completeness or accuracy of any of the information contained herein, and makes no representations about its suitability for any particular purpose. Users should make their own judgements about those matters and/or seek independent advice. You assume all risks associated with use of the data provided on this page.

# Race Results

September 09, 2022, Race 6, REECE PLUMBING HANDICAP TROT, Distance 2600m, Addington - Survey 3200m

Result	TAB no.	Horse (Barrier)	2200m to	2000m to	1800m to	1600m to	1400m to	1200m to	1000m to	800m to	600m to	400m to	200m to	Total or	Margin
6th	7	Instant Deligh... (2)	2000m	1800m	1600m	1400m	1200m	1000m	800m	600m	400m	200m	WP	Average	
		Position in running (margin)	6(9.0)	9(11.0)	8(8.1)	7(8.0)	6(5.9)	7(7.0)	6(6.8)	6(4.8)	6(5.1)	6(5.2)	5(4.1)		4.60
		Sectional time (s)	16.54	15.13	16.20	16.45	15.75	14.94	15.15	15.17	15.39	14.91	14.83		
		Cumulative time (s)	170.46	153.92	138.79	122.59	106.14	90.39	75.45	60.30	45.13	29.74	14.83	3:24.86	
		Speed (m/s)	12.09	13.22	12.35	12.16	12.70	13.39	13.20	13.18	13.00	13.41	13.49	12.69	
		Stride length (m)	5.70	6.03	5.88	5.85	5.93	6.07	5.98	6.04	5.84	5.91	5.98	5.88	
		Stride duration (s)	0.471	0.456	0.477	0.481	0.467	0.453	0.453	0.458	0.449	0.440	0.443	0.464	
		Stride efficiency (%)	50.76	56.80	54.05	53.40	54.94	57.54	55.93	57.04	53.34	54.53	55.86	54.08	
		Stride count	35.09	33.17	34.01	34.21	33.73	32.96	33.43	33.10	34.23	33.86	33.45	441.96	



Note: Horizontal distance axis grid lines are 200m furlongs.

#### Disclaimer.

HRNZ and NZMTC and Thoroughbred Ratings Pty Ltd accepts no responsibility for the completeness or accuracy of any of the information contained herein, and makes no representations about its suitability for any particular purpose. Users should make their own judgements about those matters and/or seek independent advice. You assume all risks associated with use of the data provided on this page.



# Race Results



September 09, 2022, Race 6, REECE PLUMBING HANDICAP TROT, Distance 2600m, Addington - Survey 3200m

Result	TAB no.	Horse (Barrier)	2600 to	2400m to
7th	1	<b>Blink N Bones (3)</b>	<b>2400m</b>	<b>2200m</b>
		Position in running (margin)	-	2(3.6)
		Sectional time (s)	16.94	16.25
		Cumulative time (s)	206.59	189.65
		Speed (m/s)	11.81	12.31
		Stride length (m)	5.58	5.96
		Stride duration (s)	0.478	0.484
		Stride efficiency (%)	48.67	55.52
		Stride count	35.84	33.55

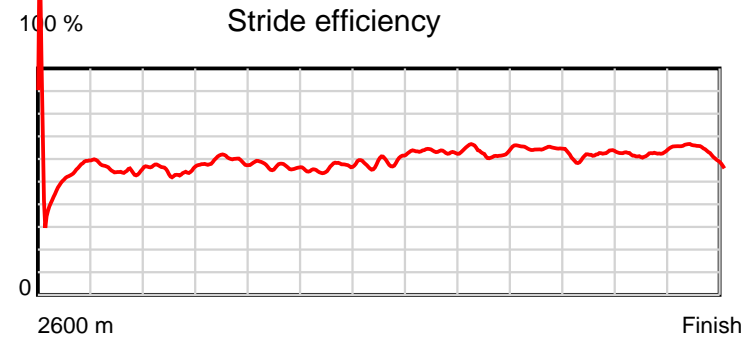
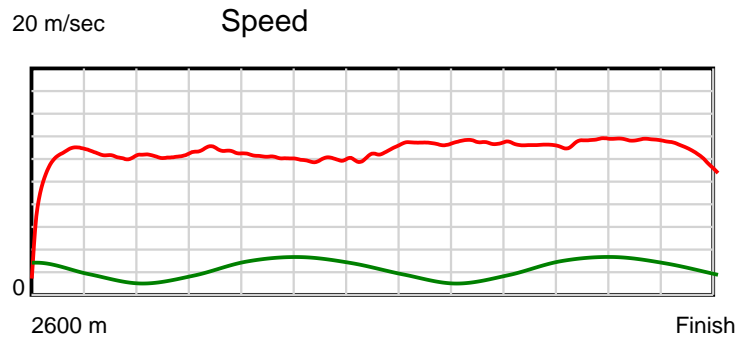
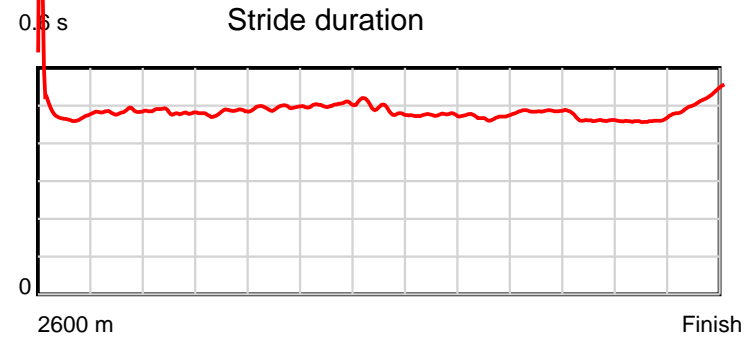
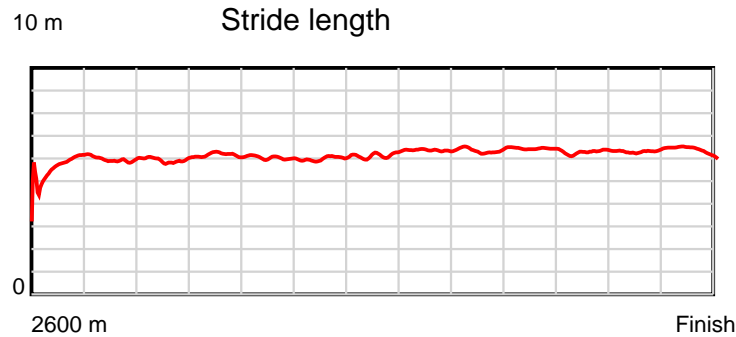
#### Disclaimer.

HRNZ and NZMTC and Thoroughbred Ratings Pty Ltd accepts no responsibility for the completeness or accuracy of any of the information contained herein, and makes no representations about its suitability for any particular purpose. Users should make their own judgements about those matters and/or seek independent advice. You assume all risks associated with use of the data provided on this page.

# Race Results

September 09, 2022, Race 6, REECE PLUMBING HANDICAP TROT, Distance 2600m, Addington - Survey 3200m

Result	TAB no.	Horse (Barrier)	2200m to	2000m to	1800m to	1600m to	1400m to	1200m to	1000m to	800m to	600m to	400m to	200m to	Total or	Margin
7th	1	<b>Blink N Bones (3)</b>	<b>2000m</b>	<b>1800m</b>	<b>1600m</b>	<b>1400m</b>	<b>1200m</b>	<b>1000m</b>	<b>800m</b>	<b>600m</b>	<b>400m</b>	<b>200m</b>	<b>WP</b>	<b>Average</b>	
		Position in running (margin)	2(2.4)	3(4.0)	5(4.8)	5(5.8)	7(6.4)	8(9.1)	9(9.5)	8(6.7)	8(6.7)	7(5.6)	7(5.1)		14.40
		Sectional time (s)	16.46	15.74	16.39	16.89	16.01	15.04	15.03	15.10	15.18	15.03	16.53		
		Cumulative time (s)	173.40	156.94	141.20	124.81	107.92	91.91	76.87	61.84	46.74	31.56	16.53	3:26.59	
		Speed (m/s)	12.15	12.71	12.20	11.84	12.49	13.30	13.31	13.25	13.18	13.31	12.10	12.59	
		Stride length (m)	5.87	6.13	6.04	5.94	6.16	6.32	6.26	6.44	6.10	6.15	6.29	6.09	
		Stride duration (s)	0.483	0.483	0.495	0.501	0.493	0.475	0.470	0.486	0.463	0.462	0.520	0.484	
		Stride efficiency (%)	53.77	58.71	57.08	55.07	59.32	62.39	61.19	64.72	58.15	59.08	61.77	57.89	
		Stride count	34.09	32.63	33.09	33.69	32.46	31.65	31.96	31.08	32.79	32.53	31.81	427.17	



Note: Horizontal distance axis grid lines are 200m furlongs.

#### Disclaimer.

HRNZ and NZMTC and Thoroughbred Ratings Pty Ltd accepts no responsibility for the completeness or accuracy of any of the information contained herein, and makes no representations about its suitability for any particular purpose. Users should make their own judgements about those matters and/or seek independent advice. You assume all risks associated with use of the data provided on this page.



# Race Results



September 09, 2022, Race 6, REECE PLUMBING HANDICAP TROT, Distance 2600m, Addington - Survey 3200m

Result	TAB no.	Horse (Barrier)	2600 to	2400m to
8th	4	<b>Bourbon On The... (7)</b>	<b>2400m</b>	<b>2200m</b>
		Position in running (margin)	-	3(5.6)
		Sectional time (s)	17.17	16.29
		Cumulative time (s)	207.07	189.90
		Speed (m/s)	11.65	12.28
		Stride length (m)	5.82	6.44
		Stride duration (s)	0.508	0.525
		Stride efficiency (%)	53.00	64.89
		Stride count	34.34	31.04

#### Disclaimer.

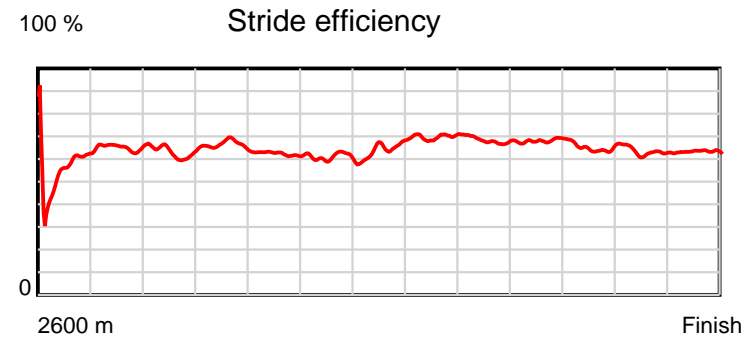
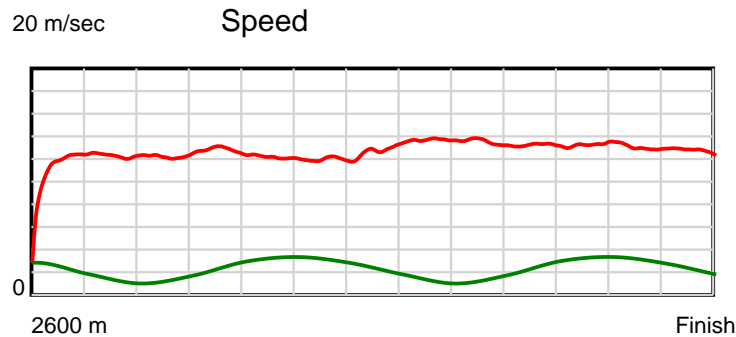
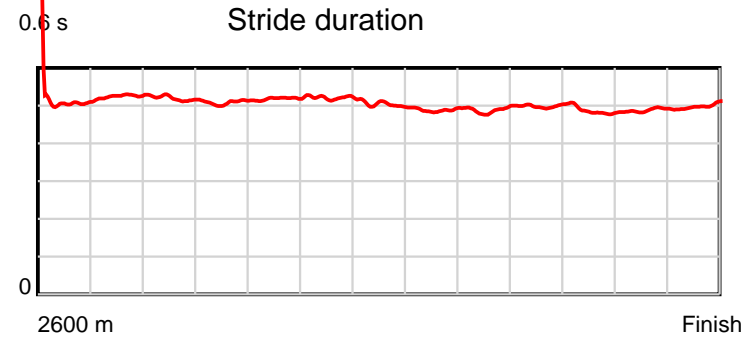
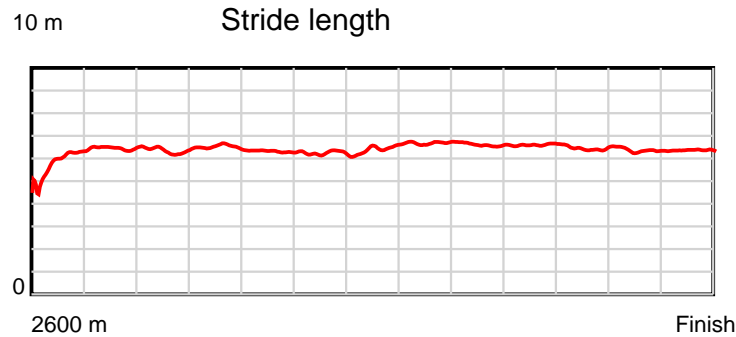
HRNZ and NZMTC and Thoroughbred Ratings Pty Ltd accepts no responsibility for the completeness or accuracy of any of the information contained herein, and makes no representations about its suitability for any particular purpose. Users should make their own judgements about those matters and/or seek independent advice. You assume all risks associated with use of the data provided on this page.



# Race Results

September 09, 2022, Race 6, REECE PLUMBING HANDICAP TROT, Distance 2600m, Addington - Survey 3200m

Result	TAB no.	Horse (Barrier)	2200m to	2000m to	1800m to	1600m to	1400m to	1200m to	1000m to	800m to	600m to	400m to	200m to	Total or	Margin
8th	4	<b>Bourbon On The... (7)</b>	<b>2000m</b>	<b>1800m</b>	<b>1600m</b>	<b>1400m</b>	<b>1200m</b>	<b>1000m</b>	<b>800m</b>	<b>600m</b>	<b>400m</b>	<b>200m</b>	<b>WP</b>	<b>Average</b>	
		Position in running (margin)	3(4.7)	5(6.5)	7(7.0)	8(9.1)	9(8.8)	9(9.9)	8(9.3)	9(8.6)	9(8.6)	9(9.9)	9(12.2)		17.10
		Sectional time (s)	16.50	15.70	16.56	16.76	15.73	14.88	15.37	15.11	15.59	15.48	15.93		
		Cumulative time (s)	173.61	157.11	141.41	124.85	108.09	92.36	77.48	62.11	47.00	31.41	15.93	3:27.07	
		Speed (m/s)	12.12	12.74	12.08	11.93	12.71	13.44	13.01	13.24	12.83	12.92	12.55	12.56	
		Stride length (m)	6.30	6.48	6.26	6.22	6.41	6.56	6.36	6.60	6.23	6.31	6.28	6.32	
		Stride duration (s)	0.520	0.509	0.518	0.522	0.504	0.488	0.489	0.499	0.486	0.488	0.500	0.504	
		Stride efficiency (%)	61.96	65.59	61.26	60.50	64.24	67.32	63.28	68.02	60.69	62.18	61.61	62.49	
		Stride count	31.76	30.87	31.94	32.14	31.19	30.47	31.43	30.31	32.09	31.71	31.85	411.14	



Note: Horizontal distance axis grid lines are 200m furlongs.

#### Disclaimer.

HRNZ and NZMTC and Thoroughbred Ratings Pty Ltd accepts no responsibility for the completeness or accuracy of any of the information contained herein, and makes no representations about its suitability for any particular purpose. Users should make their own judgements about those matters and/or seek independent advice. You assume all risks associated with use of the data provided on this page.



# Race Results



September 09, 2022, Race 6, REECE PLUMBING HANDICAP TROT, Distance 2600m, Addington - Survey 3200m

Result	TAB no.	Horse (Barrier)	2600 to	2400m to
9th	2	<b>Blithe (5)</b>	<b>2400m</b>	<b>2200m</b>
		Position in running (margin)	-	8(15.9)
		Sectional time (s)	18.98	15.76
		Cumulative time (s)	207.93	188.95
		Speed (m/s)	10.54	12.69
		Stride length (m)	4.83	5.74
		Stride duration (s)	0.445	0.452
		Stride efficiency (%)	36.47	51.53
		Stride count	41.40	34.83

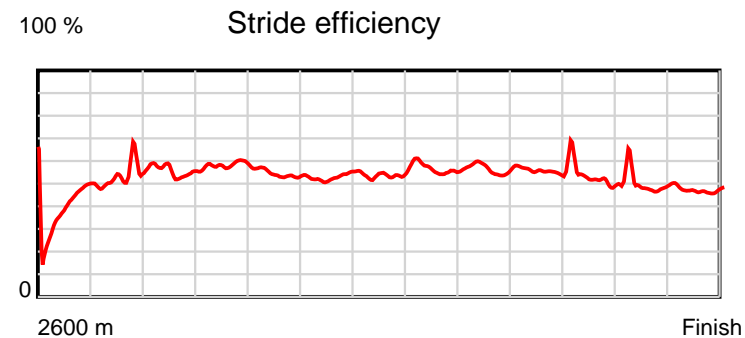
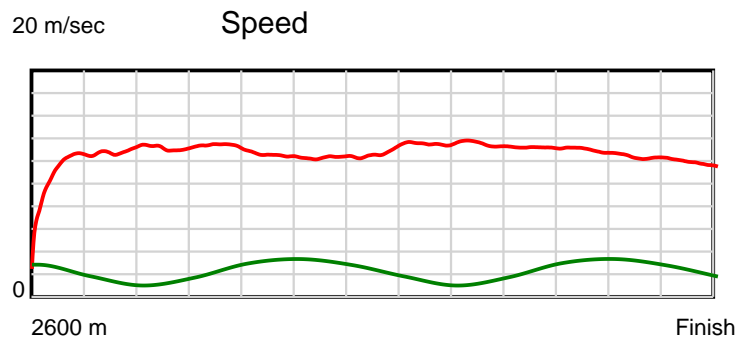
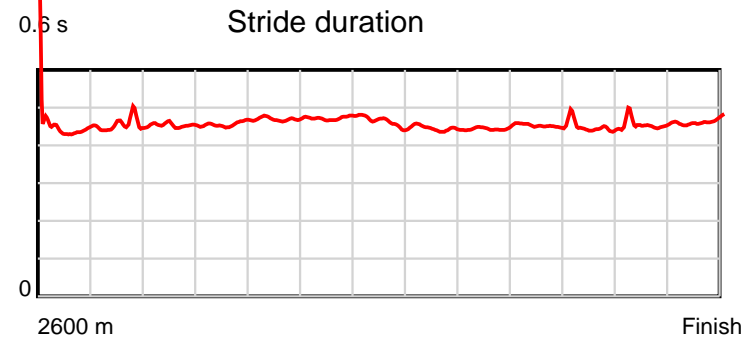
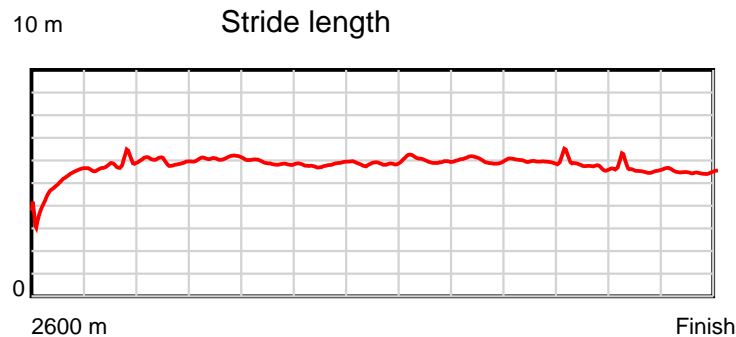
## Disclaimer.

HRNZ and NZMTC and Thoroughbred Ratings Pty Ltd accepts no responsibility for the completeness or accuracy of any of the information contained herein, and makes no representations about its suitability for any particular purpose. Users should make their own judgements about those matters and/or seek independent advice. You assume all risks associated with use of the data provided on this page.

# Race Results

September 09, 2022, Race 6, REECE PLUMBING HANDICAP TROT, Distance 2600m, Addington - Survey 3200m

Result	TAB no.	Horse (Barrier)	2200m to	2000m to	1800m to	1600m to	1400m to	1200m to	1000m to	800m to	600m to	400m to	200m to	Total or	Margin
9th	2	<b>Blithe (5)</b>	<b>2000m</b>	<b>1800m</b>	<b>1600m</b>	<b>1400m</b>	<b>1200m</b>	<b>1000m</b>	<b>800m</b>	<b>600m</b>	<b>400m</b>	<b>200m</b>	<b>WP</b>	<b>Average</b>	
		Position in running (margin)	8(11.8)	6(7.9)	4(3.9)	3(4.3)	3(2.4)	3(3.2)	3(3.5)	2(1.2)	2(1.2)	5(3.8)	8(11.1)		22.10
		Sectional time (s)	15.56	14.94	16.28	16.50	15.69	15.02	15.10	15.12	15.79	16.32	16.87		
		Cumulative time (s)	173.19	157.63	142.69	126.41	109.91	94.22	79.20	64.10	48.98	33.19	16.87	3:27.93	
		Speed (m/s)	12.85	13.39	12.29	12.12	12.75	13.32	13.25	13.23	12.67	12.25	11.86	12.50	
		Stride length (m)	5.83	6.12	5.77	5.73	5.88	5.92	5.90	6.00	5.62	5.58	5.50	5.71	
		Stride duration (s)	0.453	0.457	0.470	0.473	0.461	0.445	0.446	0.453	0.444	0.455	0.464	0.456	
		Stride efficiency (%)	53.08	58.45	52.09	51.32	54.02	54.83	54.48	56.22	49.38	48.65	47.36	50.90	
		Stride count	34.32	32.70	34.64	34.90	34.02	33.76	33.87	33.34	35.58	35.85	36.33	455.54	



Note: Horizontal distance axis grid lines are 200m furlongs.

#### Disclaimer.

HRNZ and NZMTC and Thoroughbred Ratings Pty Ltd accepts no responsibility for the completeness or accuracy of any of the information contained herein, and makes no representations about its suitability for any particular purpose. Users should make their own judgements about those matters and/or seek independent advice. You assume all risks associated with use of the data provided on this page.