



Race Results

NZ Metropolitan Trotting Club Inc, HRNZ, September 09, 2022

Compilation date: September 9, 2022, 8:21:53 PM (NZST)

Copyright © 2022 HRNZ and NZMTC. All rights reserved.

Trademarks.

StrideMASTER is a registered trademark of Thoroughbred Ratings Pty Ltd.

Disclaimer.

HRNZ and NZMTC and Thoroughbred Ratings Pty Ltd accepts no responsibility for the completeness or accuracy of any of the information contained herein, and makes no representations about its suitability for any particular purpose. Users should make their own judgements about those matters and/or seek independent advice. You assume all risks associated with use of the data provided on this page.



Race Results



September 09, 2022, Race 8, AVON CITY FORD (NEW BRIGHTON) CUP (STAND PACE), Distance 2600m, Addington - Survey 3200m

Result	TAB no.	Horse (Barrier)	2600 to	2400m to
1st	7	Alta Wiseguy (9)	2400m	2200m
		Position in running (margin)	-	2(0.8)
		Sectional time (s)	15.69	13.82
		Cumulative time (s)	193.00	177.31
		Speed (m/s)	12.75	14.47
		Stride length (m)	5.38	6.71
		Stride duration (s)	0.414	0.464
		Stride efficiency (%)	45.19	70.44
		Stride count	37.19	29.79

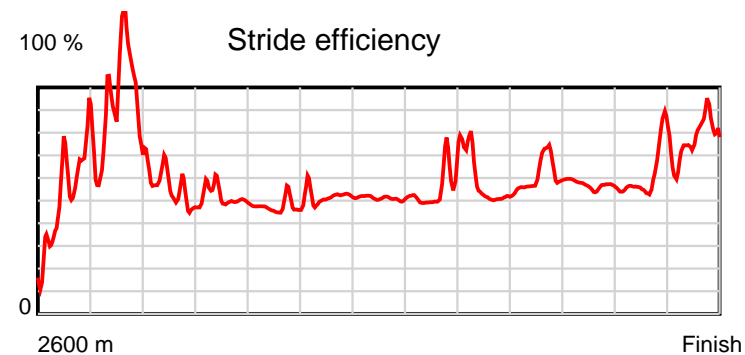
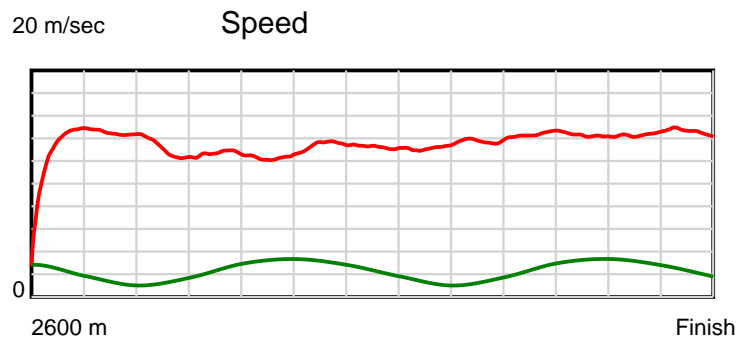
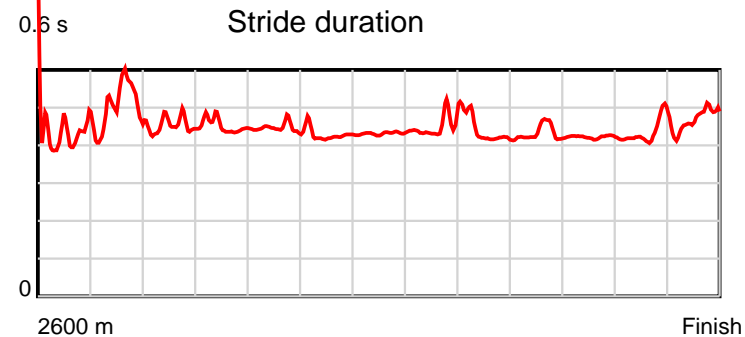
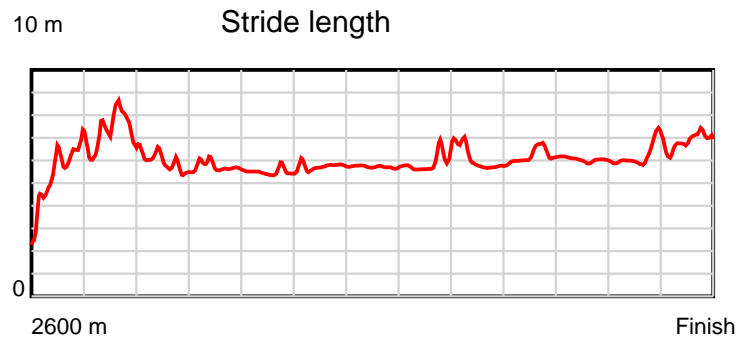
Disclaimer.

HRNZ and NZMTC and Thoroughbred Ratings Pty Ltd accepts no responsibility for the completeness or accuracy of any of the information contained herein, and makes no representations about its suitability for any particular purpose. Users should make their own judgements about those matters and/or seek independent advice. You assume all risks associated with use of the data provided on this page.

Race Results

September 09, 2022, Race 8, AVON CITY FORD (NEW BRIGHTON) CUP (STAND PACE), Distance 2600m, Addington - Survey 3200m

Result	TAB no.	Horse (Barrier)	2200m to	2000m to	1800m to	1600m to	1400m to	1200m to	1000m to	800m to	600m to	400m to	200m to	Total or	Margin
1st	7	Alta Wiseguy (9)	2000m	1800m	1600m	1400m	1200m	1000m	800m	600m	400m	200m	WP	Average	
		Position in running (margin)	1(0.0)	1(0.0)	1(0.0)	2(0.5)	1(0.0)	1(0.0)	1(0.0)	1(0.0)	1(0.0)	1(0.0)	1(0.0)		0.00
		Sectional time (s)	15.57	15.84	16.41	14.81	15.10	15.20	14.78	13.94	14.18	13.97	13.69		
		Cumulative time (s)	163.49	147.92	132.08	115.67	100.86	85.76	70.56	55.78	41.84	27.66	13.69	3:13.00	
		Speed (m/s)	12.85	12.63	12.19	13.50	13.25	13.16	13.53	14.35	14.10	14.32	14.61	13.47	
		Stride length (m)	5.75	5.66	5.41	5.76	5.72	5.95	5.78	6.15	5.95	6.19	6.48	5.89	
		Stride duration (s)	0.448	0.448	0.444	0.426	0.432	0.452	0.428	0.428	0.422	0.432	0.444	0.437	
		Stride efficiency (%)	51.68	50.10	45.72	51.83	51.17	55.36	52.29	59.04	55.28	59.78	65.64	54.25	
		Stride count	34.78	35.32	36.98	34.73	34.95	33.60	34.57	32.54	33.63	32.34	30.86	441.28	



Note: Horizontal distance axis grid lines are 200m furlongs.

Disclaimer.

HRNZ and NZMTC and Thoroughbred Ratings Pty Ltd accepts no responsibility for the completeness or accuracy of any of the information contained herein, and makes no representations about its suitability for any particular purpose. Users should make their own judgements about those matters and/or seek independent advice. You assume all risks associated with use of the data provided on this page.



Race Results



September 09, 2022, Race 8, AVON CITY FORD (NEW BRIGHTON) CUP (STAND PACE), Distance 2600m, Addington - Survey 3200m

Result	TAB no.	Horse (Barrier)	2600 to	2400m to
2nd	8	B D Joe (0)	2400m	2200m
		Position in running (margin)	-	10(12.5)
		Sectional time (s)	17.62	14.98
		Cumulative time (s)	193.20	175.58
		Speed (m/s)	11.35	13.35
		Stride length (m)	7.69	6.95
		Stride duration (s)	0.597	0.520
		Stride efficiency (%)	92.30	75.37
		Stride count	26.02	28.80

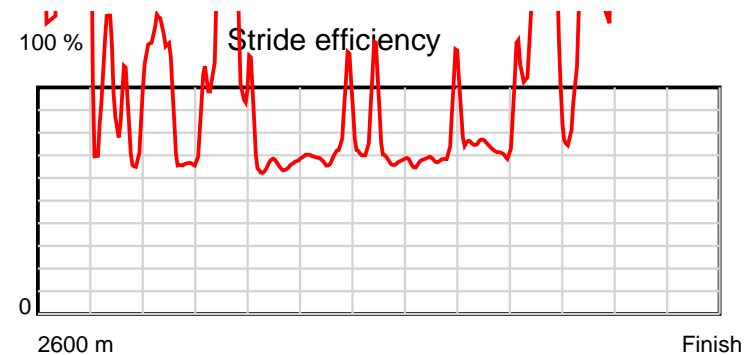
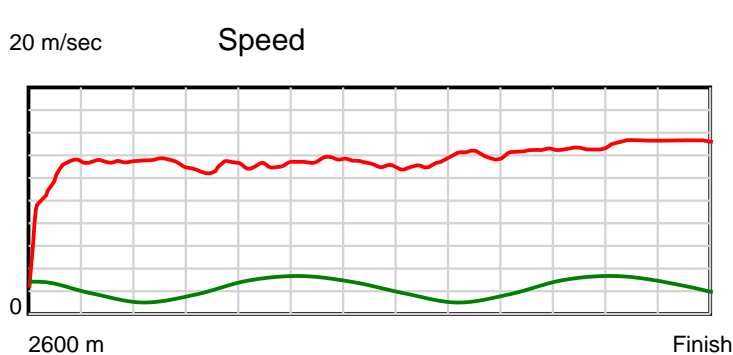
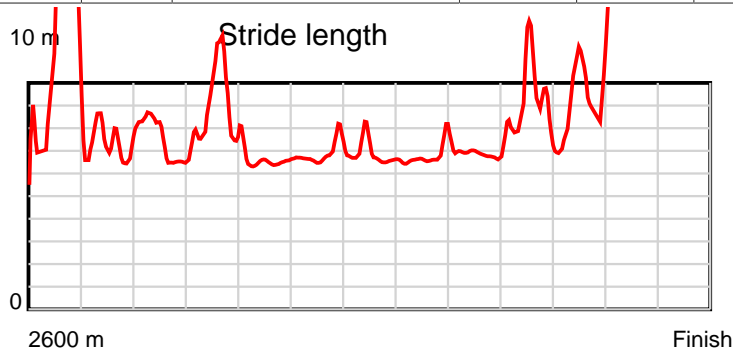
Disclaimer.

HRNZ and NZMTC and Thoroughbred Ratings Pty Ltd accepts no responsibility for the completeness or accuracy of any of the information contained herein, and makes no representations about its suitability for any particular purpose. Users should make their own judgements about those matters and/or seek independent advice. You assume all risks associated with use of the data provided on this page.

Race Results

September 09, 2022, Race 8, AVON CITY FORD (NEW BRIGHTON) CUP (STAND PACE), Distance 2600m, Addington - Survey 3200m

Result	TAB no.	Horse (Barrier)	2200m to	2000m to	1800m to	1600m to	1400m to	1200m to	1000m to	800m to	600m to	400m to	200m to	Total or	Margin
2nd	8	B D Joe (0)	2000m	1800m	1600m	1400m	1200m	1000m	800m	600m	400m	200m	WP	Average	
		Position in running (margin)	10(18.7)	10(16.2)	10(12.6)	10(8.6)	9(7.8)	9(8.0)	10(9.3)	10(8.0)	10(8.0)	9(6.8)	5(3.8)		1.00
		Sectional time (s)	15.16	15.24	15.65	14.77	15.13	15.42	14.56	13.94	13.99	13.47	13.27		
		Cumulative time (s)	160.60	145.44	130.20	114.55	99.78	84.65	69.23	54.67	40.73	26.74	13.27	3:13.20	
		Speed (m/s)	13.19	13.12	12.78	13.54	13.22	12.97	13.74	14.35	14.30	14.85	15.07	13.46	
		Stride length (m)	6.77	7.72	6.33	6.77	6.79	6.57	6.79	8.16	8.39	13.53	35.15	7.89	
		Stride duration (s)	0.513	0.588	0.495	0.500	0.513	0.506	0.494	0.569	0.587	0.912	2.332	0.586	
		Stride efficiency (%)	71.66	93.07	62.55	71.68	71.97	67.37	72.00	104.15	109.90	286.24	1930.95	97.23	
		Stride count	29.53	25.91	31.61	29.53	29.47	30.46	29.47	24.50	23.85	14.78	5.69	329.62	



Note: Horizontal distance axis grid lines are 200m furlongs.

Disclaimer.

HRNZ and NZMTC and Thoroughbred Ratings Pty Ltd accepts no responsibility for the completeness or accuracy of any of the information contained herein, and makes no representations about its suitability for any particular purpose. Users should make their own judgements about those matters and/or seek independent advice. You assume all risks associated with use of the data provided on this page.



Race Results



September 09, 2022, Race 8, AVON CITY FORD (NEW BRIGHTON) CUP (STAND PACE), Distance 2600m, Addington - Survey 3200m

Result	TAB no.	Horse (Barrier)	2600 to	2400m to
3rd	6	Smiffy's Terro... (8)	2400m	2200m
		Position in running (margin)	-	9(10.4)
		Sectional time (s)	17.16	14.99
		Cumulative time (s)	193.60	176.44
		Speed (m/s)	11.66	13.34
		Stride length (m)	5.21	6.34
		Stride duration (s)	0.440	0.475
		Stride efficiency (%)	42.44	62.73
		Stride count	38.38	31.57

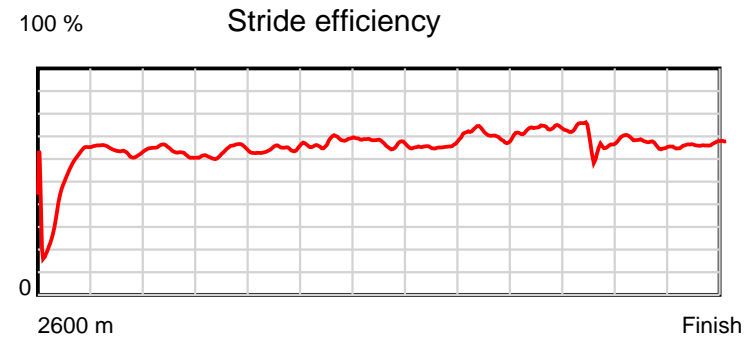
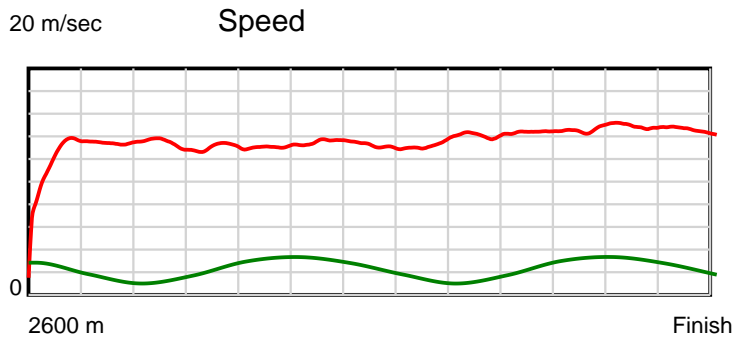
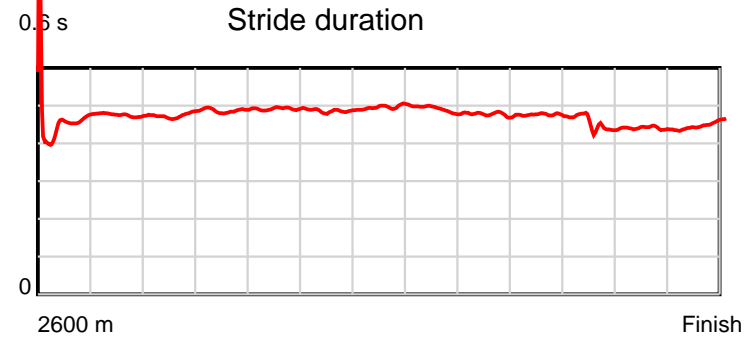
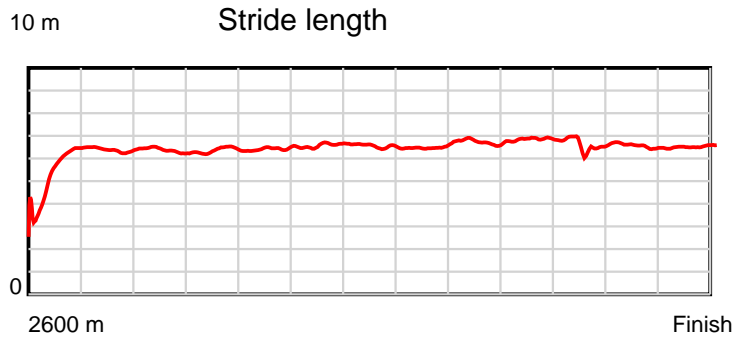
Disclaimer.

HRNZ and NZMTC and Thoroughbred Ratings Pty Ltd accepts no responsibility for the completeness or accuracy of any of the information contained herein, and makes no representations about its suitability for any particular purpose. Users should make their own judgements about those matters and/or seek independent advice. You assume all risks associated with use of the data provided on this page.

Race Results

September 09, 2022, Race 8, AVON CITY FORD (NEW BRIGHTON) CUP (STAND PACE), Distance 2600m, Addington - Survey 3200m

Result	TAB no.	Horse (Barrier)	2200m to	2000m to	1800m to	1600m to	1400m to	1200m to	1000m to	800m to	600m to	400m to	200m to	Total or	Margin
3rd	6	Smiffy's Terro... (8)	2000m	1800m	1600m	1400m	1200m	1000m	800m	600m	400m	200m	WP	Average	
		Position in running (margin)	9(16.6)	9(13.6)	9(10.3)	7(5.8)	7(6.1)	8(6.7)	8(7.4)	8(5.9)	7(5.9)	8(4.9)	4(3.8)		3.50
		Sectional time (s)	15.06	15.30	15.57	14.94	15.20	15.32	14.54	13.94	14.01	13.78	13.79		
		Cumulative time (s)	161.45	146.39	131.09	115.52	100.58	85.38	70.06	55.52	41.58	27.57	13.79	3:13.60	
		Speed (m/s)	13.28	13.07	12.85	13.39	13.16	13.05	13.76	14.35	14.28	14.51	14.50	13.43	
		Stride length (m)	6.30	6.37	6.31	6.51	6.53	6.39	6.56	6.82	6.40	6.38	6.54	6.34	
		Stride duration (s)	0.474	0.488	0.492	0.486	0.496	0.490	0.477	0.475	0.448	0.440	0.451	0.472	
		Stride efficiency (%)	62.00	63.48	62.30	66.21	66.68	63.90	67.30	72.70	64.00	63.56	66.81	62.72	
		Stride count	31.75	31.38	31.67	30.73	30.62	31.28	30.48	29.32	31.25	31.36	30.59	410.38	



Note: Horizontal distance axis grid lines are 200m furlongs.

Disclaimer.

HRNZ and NZMTC and Thoroughbred Ratings Pty Ltd accepts no responsibility for the completeness or accuracy of any of the information contained herein, and makes no representations about its suitability for any particular purpose. Users should make their own judgements about those matters and/or seek independent advice. You assume all risks associated with use of the data provided on this page.



Race Results



September 09, 2022, Race 8, AVON CITY FORD (NEW BRIGHTON) CUP (STAND PACE), Distance 2600m, Addington - Survey 3200m

Result	TAB no.	Horse (Barrier)	2600 to	2400m to
4th	3	Steel The Show (5)	2400m	2200m
		Position in running (margin)	-	3(2.2)
		Sectional time (s)	15.78	14.31
		Cumulative time (s)	193.60	177.82
		Speed (m/s)	12.68	13.98
		Stride length (m)	5.20	5.90
		Stride duration (s)	0.414	0.422
		Stride efficiency (%)	42.27	54.31
		Stride count	38.45	33.92

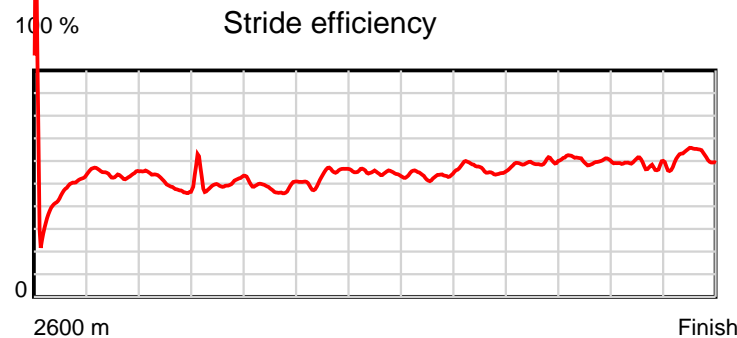
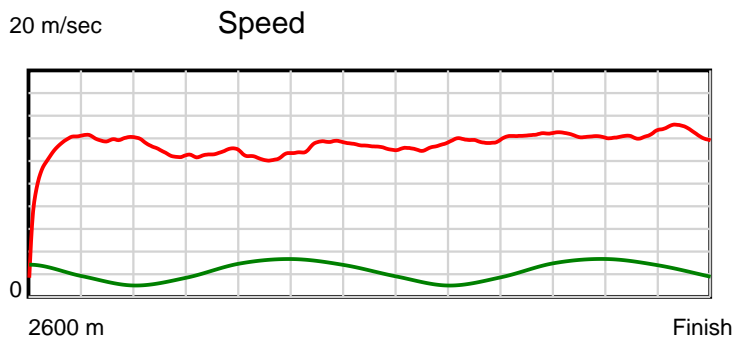
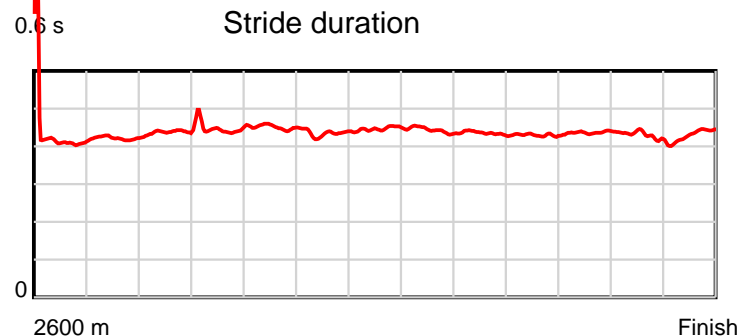
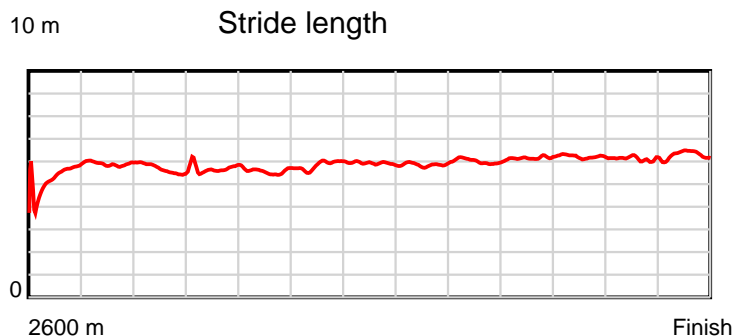
Disclaimer.

HRNZ and NZMTC and Thoroughbred Ratings Pty Ltd accepts no responsibility for the completeness or accuracy of any of the information contained herein, and makes no representations about its suitability for any particular purpose. Users should make their own judgements about those matters and/or seek independent advice. You assume all risks associated with use of the data provided on this page.

Race Results

September 09, 2022, Race 8, AVON CITY FORD (NEW BRIGHTON) CUP (STAND PACE), Distance 2600m, Addington - Survey 3200m

Result	TAB no.	Horse (Barrier)	2200m to	2000m to	1800m to	1600m to	1400m to	1200m to	1000m to	800m to	600m to	400m to	200m to	Total or	Margin
4th	3	Steel The Show (5)	2000m	1800m	1600m	1400m	1200m	1000m	800m	600m	400m	200m	WP	Average	
		Position in running (margin)	3(4.4)	3(4.9)	3(4.2)	6(4.3)	5(4.3)	5(4.4)	5(4.4)	5(3.6)	5(3.6)	5(3.5)	3(3.8)		3.60
		Sectional time (s)	15.65	15.73	16.34	14.89	15.13	15.20	14.64	13.94	14.17	14.01	13.81		
		Cumulative time (s)	163.51	147.86	132.13	115.79	100.90	85.77	70.57	55.93	41.99	27.82	13.81	3:13.60	
		Speed (m/s)	12.78	12.71	12.24	13.43	13.22	13.16	13.66	14.35	14.11	14.28	14.48	13.43	
		Stride length (m)	5.59	5.69	5.52	5.84	5.90	5.83	5.94	6.17	6.17	6.12	6.25	5.84	
		Stride duration (s)	0.437	0.447	0.451	0.435	0.446	0.443	0.435	0.430	0.437	0.428	0.432	0.435	
		Stride efficiency (%)	48.76	50.51	47.57	53.38	54.43	53.16	55.22	59.45	59.42	58.46	61.13	53.30	
		Stride count	35.80	35.18	36.25	34.22	33.89	34.29	33.65	32.43	32.43	32.70	31.98	445.19	



Note: Horizontal distance axis grid lines are 200m furlongs.

Disclaimer.

HRNZ and NZMTC and Thoroughbred Ratings Pty Ltd accepts no responsibility for the completeness or accuracy of any of the information contained herein, and makes no representations about its suitability for any particular purpose. Users should make their own judgements about those matters and/or seek independent advice. You assume all risks associated with use of the data provided on this page.



Race Results



September 09, 2022, Race 8, AVON CITY FORD (NEW BRIGHTON) CUP (STAND PACE), Distance 2600m, Addington - Survey 3200m

Result	TAB no.	Horse (Barrier)	2600 to	2400m to
5th	4	Heza Sport (6)	2400m	2200m
		Position in running (margin)	-	1(0.0)
		Sectional time (s)	15.52	14.14
		Cumulative time (s)	194.00	178.48
		Speed (m/s)	12.89	14.14
		Stride length (m)	5.80	6.48
		Stride duration (s)	0.439	0.458
		Stride efficiency (%)	52.48	65.60
		Stride count	34.51	30.87

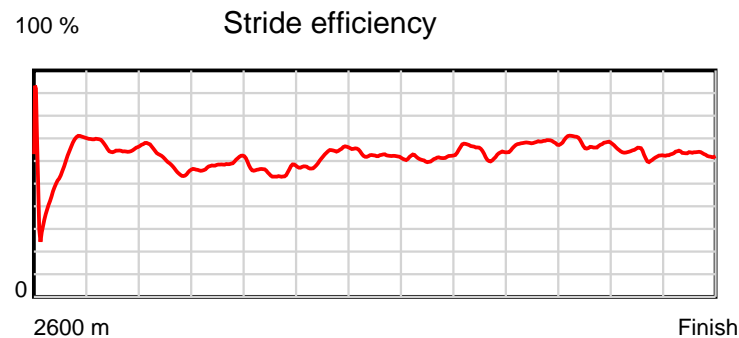
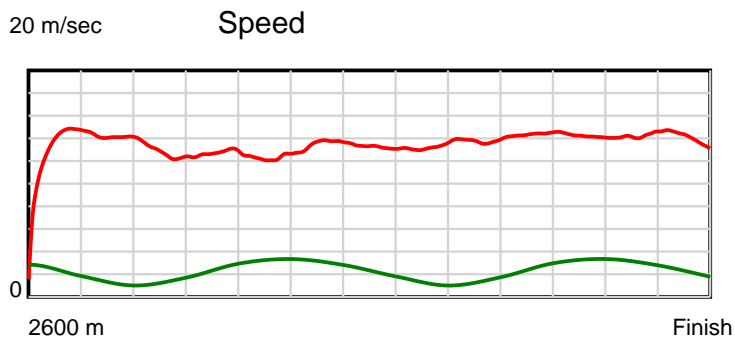
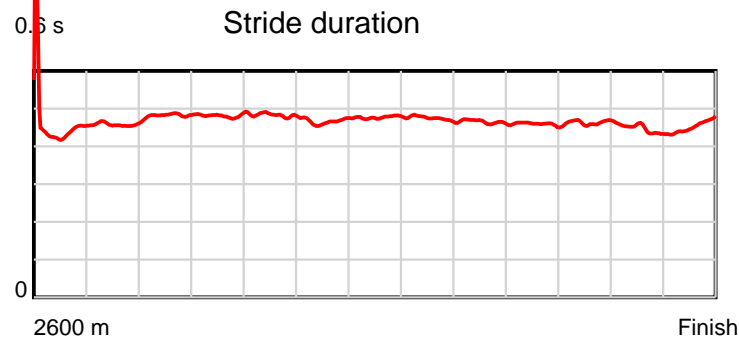
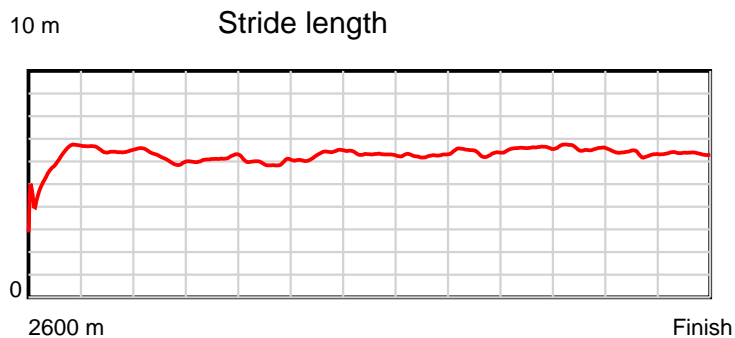
Disclaimer.

HRNZ and NZMTC and Thoroughbred Ratings Pty Ltd accepts no responsibility for the completeness or accuracy of any of the information contained herein, and makes no representations about its suitability for any particular purpose. Users should make their own judgements about those matters and/or seek independent advice. You assume all risks associated with use of the data provided on this page.

Race Results

September 09, 2022, Race 8, AVON CITY FORD (NEW BRIGHTON) CUP (STAND PACE), Distance 2600m, Addington - Survey 3200m

Result	TAB no.	Horse (Barrier)	2200m to	2000m to	1800m to	1600m to	1400m to	1200m to	1000m to	800m to	600m to	400m to	200m to	Total or	Margin
5th	4	Heza Sport (6)	2000m	1800m	1600m	1400m	1200m	1000m	800m	600m	400m	200m	WP	Average	
		Position in running (margin)	2(1.1)	2(2.2)	2(1.9)	4(2.1)	3(1.9)	3(2.5)	2(2.3)	3(1.7)	3(1.8)	3(2.0)	2(2.2)		5.50
		Sectional time (s)	15.76	15.78	16.35	14.87	15.20	15.17	14.68	13.96	14.22	13.99	14.36		
		Cumulative time (s)	164.34	148.58	132.80	116.45	101.58	86.38	71.21	56.53	42.57	28.35	14.36	3:14.00	
		Speed (m/s)	12.69	12.67	12.23	13.45	13.16	13.18	13.62	14.33	14.06	14.30	13.93	13.40	
		Stride length (m)	6.13	6.11	5.90	6.28	6.28	6.25	6.33	6.58	6.52	6.38	6.33	6.25	
		Stride duration (s)	0.483	0.482	0.482	0.467	0.477	0.474	0.465	0.459	0.464	0.446	0.455	0.466	
		Stride efficiency (%)	58.63	58.25	54.36	61.57	61.62	61.05	62.63	67.67	66.45	63.56	62.66	61.04	
		Stride count	32.65	32.76	33.91	31.86	31.85	32.00	31.59	30.39	30.67	31.36	31.58	416.00	



Note: Horizontal distance axis grid lines are 200m furlongs.

Disclaimer.

HRNZ and NZMTC and Thoroughbred Ratings Pty Ltd accepts no responsibility for the completeness or accuracy of any of the information contained herein, and makes no representations about its suitability for any particular purpose. Users should make their own judgements about those matters and/or seek independent advice. You assume all risks associated with use of the data provided on this page.



Race Results



September 09, 2022, Race 8, AVON CITY FORD (NEW BRIGHTON) CUP (STAND PACE), Distance 2600m, Addington - Survey 3200m

Result	TAB no.	Horse (Barrier)	2600 to	2400m to
6th	5	Heisenberg (7)	2400m	2200m
		Position in running (margin)	-	8(8.7)
		Sectional time (s)	16.95	14.83
		Cumulative time (s)	194.20	177.25
		Speed (m/s)	11.80	13.49
		Stride length (m)	5.05	5.63
		Stride duration (s)	0.406	0.417
		Stride efficiency (%)	39.85	49.52
		Stride count	39.61	35.53

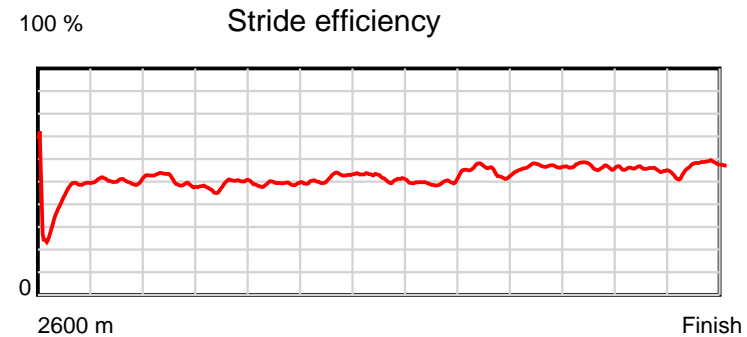
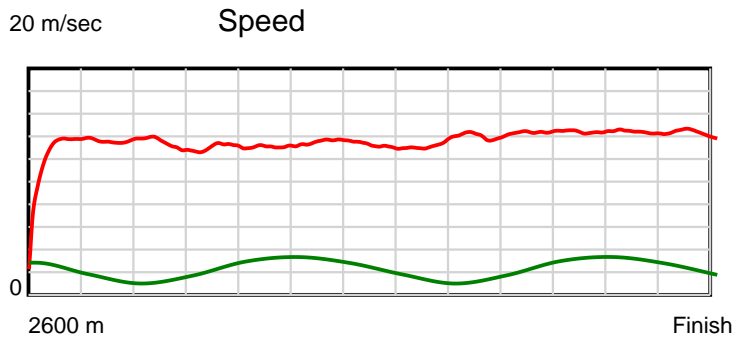
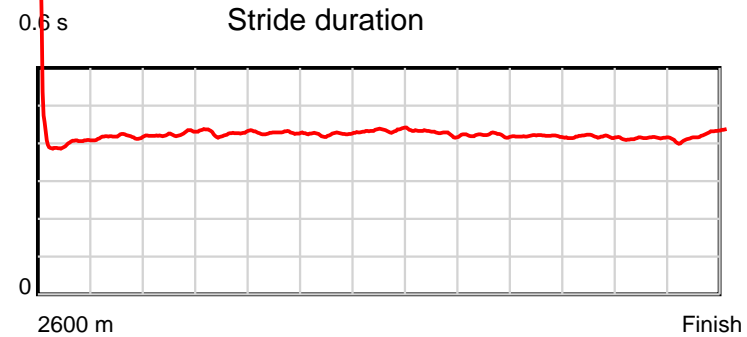
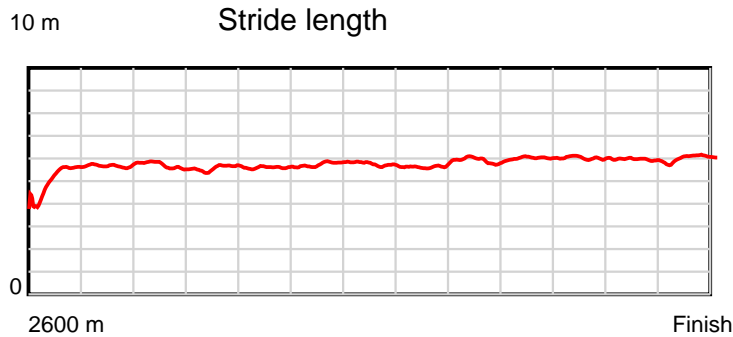
Disclaimer.

HRNZ and NZMTC and Thoroughbred Ratings Pty Ltd accepts no responsibility for the completeness or accuracy of any of the information contained herein, and makes no representations about its suitability for any particular purpose. Users should make their own judgements about those matters and/or seek independent advice. You assume all risks associated with use of the data provided on this page.

Race Results

September 09, 2022, Race 8, AVON CITY FORD (NEW BRIGHTON) CUP (STAND PACE), Distance 2600m, Addington - Survey 3200m

Result	TAB no.	Horse (Barrier)	2200m to	2000m to	1800m to	1600m to	1400m to	1200m to	1000m to	800m to	600m to	400m to	200m to	Total or	Margin
6th	5	Heisenberg (7)	2000m	1800m	1600m	1400m	1200m	1000m	800m	600m	400m	200m	WP	Average	
		Position in running (margin)	8(13.9)	8(11.8)	7(8.5)	5(4.3)	6(4.6)	6(4.9)	6(5.7)	6(4.2)	6(4.1)	6(4.3)	9(5.4)		6.70
		Sectional time (s)	15.21	15.30	15.61	14.95	15.15	15.33	14.55	13.92	14.21	14.15	14.04		
		Cumulative time (s)	162.42	147.21	131.91	116.30	101.35	86.20	70.87	56.32	42.40	28.19	14.04	3:14.20	
		Speed (m/s)	13.15	13.07	12.81	13.38	13.20	13.05	13.75	14.37	14.07	14.13	14.25	13.39	
		Stride length (m)	5.58	5.59	5.48	5.68	5.74	5.58	5.79	6.02	5.87	5.83	6.02	5.67	
		Stride duration (s)	0.425	0.428	0.428	0.424	0.435	0.427	0.421	0.419	0.417	0.413	0.423	0.424	
		Stride efficiency (%)	48.69	48.83	46.94	50.40	51.47	48.58	52.47	56.62	53.93	53.18	56.68	50.26	
		Stride count	35.83	35.78	36.49	35.22	34.85	35.87	34.51	33.23	34.04	34.28	33.21	458.45	



Note: Horizontal distance axis grid lines are 200m furlongs.

Disclaimer.

HRNZ and NZMTC and Thoroughbred Ratings Pty Ltd accepts no responsibility for the completeness or accuracy of any of the information contained herein, and makes no representations about its suitability for any particular purpose. Users should make their own judgements about those matters and/or seek independent advice. You assume all risks associated with use of the data provided on this page.



Race Results



September 09, 2022, Race 8, AVON CITY FORD (NEW BRIGHTON) CUP (STAND PACE), Distance 2600m, Addington - Survey 3200m

Result	TAB no.	Horse (Barrier)	2600 to	2400m to
7th	9	Laver (2)	2400m	2200m
		Position in running (margin)	-	6(6.0)
		Sectional time (s)	16.30	14.93
		Cumulative time (s)	194.40	178.10
		Speed (m/s)	12.27	13.40
		Stride length (m)	5.19	5.58
		Stride duration (s)	0.401	0.416
		Stride efficiency (%)	42.17	48.64
		Stride count	38.50	35.85

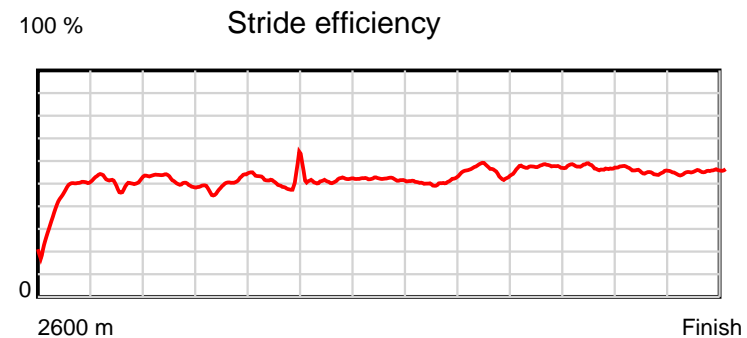
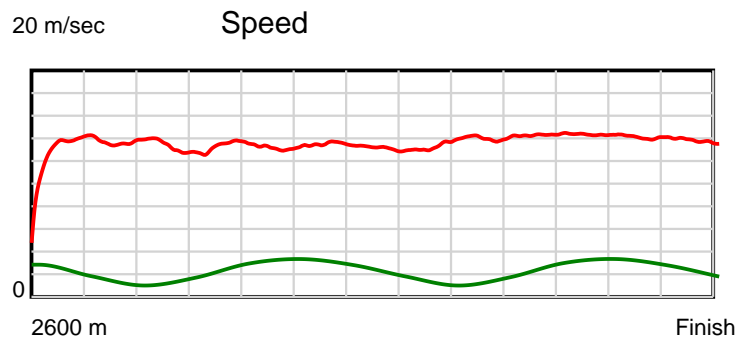
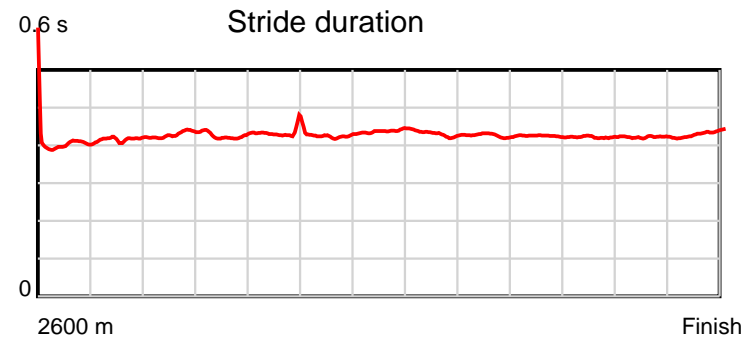
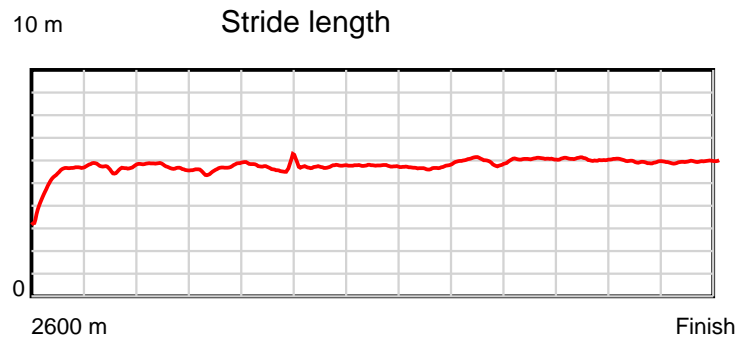
Disclaimer.

HRNZ and NZMTC and Thoroughbred Ratings Pty Ltd accepts no responsibility for the completeness or accuracy of any of the information contained herein, and makes no representations about its suitability for any particular purpose. Users should make their own judgements about those matters and/or seek independent advice. You assume all risks associated with use of the data provided on this page.

Race Results

September 09, 2022, Race 8, AVON CITY FORD (NEW BRIGHTON) CUP (STAND PACE), Distance 2600m, Addington - Survey 3200m

Result	TAB no.	Horse (Barrier)	2200m to	2000m to	1800m to	1600m to	1400m to	1200m to	1000m to	800m to	600m to	400m to	200m to	Total or	Margin
7th	9	Laver (2)	2000m	1800m	1600m	1400m	1200m	1000m	800m	600m	400m	200m	WP	Average	
		Position in running (margin)	7(11.9)	7(10.0)	4(5.4)	1(0.0)	2(0.4)	2(0.7)	3(2.4)	2(0.7)	2(0.7)	2(1.8)	6(4.3)		7.70
		Sectional time (s)	15.26	15.07	15.43	14.97	15.14	15.48	14.50	13.94	14.37	14.39	14.62		
		Cumulative time (s)	163.17	147.91	132.84	117.41	102.44	87.30	71.82	57.32	43.38	29.01	14.62	3:14.40	
		Speed (m/s)	13.11	13.27	12.96	13.36	13.21	12.92	13.79	14.35	13.92	13.90	13.68	13.37	
		Stride length (m)	5.62	5.65	5.61	5.68	5.79	5.56	5.87	6.09	5.88	5.86	5.92	5.71	
		Stride duration (s)	0.429	0.426	0.433	0.425	0.438	0.430	0.426	0.425	0.422	0.421	0.433	0.427	
		Stride efficiency (%)	49.35	49.90	49.20	50.35	52.38	48.31	53.91	58.01	53.95	53.58	54.81	50.90	
		Stride count	35.59	35.39	35.64	35.23	34.55	35.97	34.05	32.83	34.04	34.16	33.77	455.57	



Note: Horizontal distance axis grid lines are 200m furlongs.

Disclaimer.

HRNZ and NZMTC and Thoroughbred Ratings Pty Ltd accepts no responsibility for the completeness or accuracy of any of the information contained herein, and makes no representations about its suitability for any particular purpose. Users should make their own judgements about those matters and/or seek independent advice. You assume all risks associated with use of the data provided on this page.



Race Results



September 09, 2022, Race 8, AVON CITY FORD (NEW BRIGHTON) CUP (STAND PACE), Distance 2600m, Addington - Survey 3200m

Result	TAB no.	Horse (Barrier)	2600 to	2400m to
8th	10	The Falcon (1)	2400m	2200m
		Position in running (margin)	-	5(4.5)
		Sectional time (s)	16.28	14.76
		Cumulative time (s)	194.70	178.42
		Speed (m/s)	12.29	13.55
		Stride length (m)	5.70	6.28
		Stride duration (s)	0.429	0.464
		Stride efficiency (%)	50.80	61.66
		Stride count	35.08	31.84

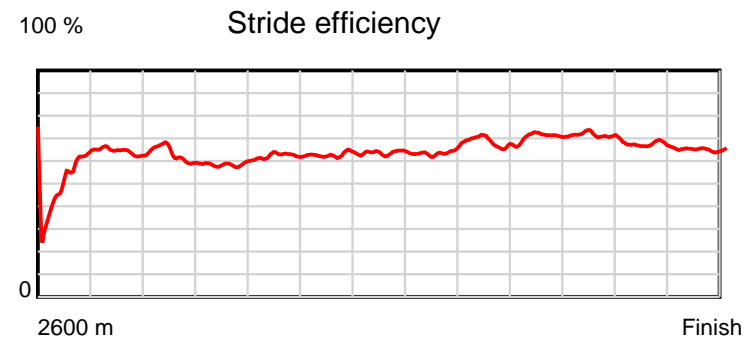
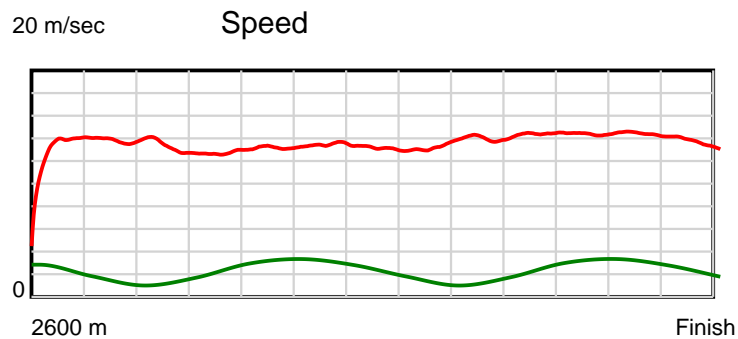
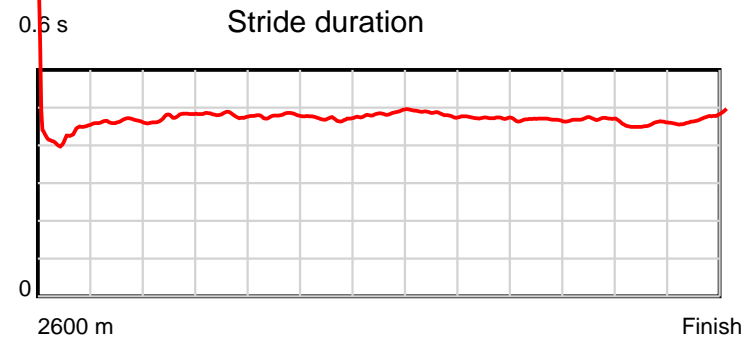
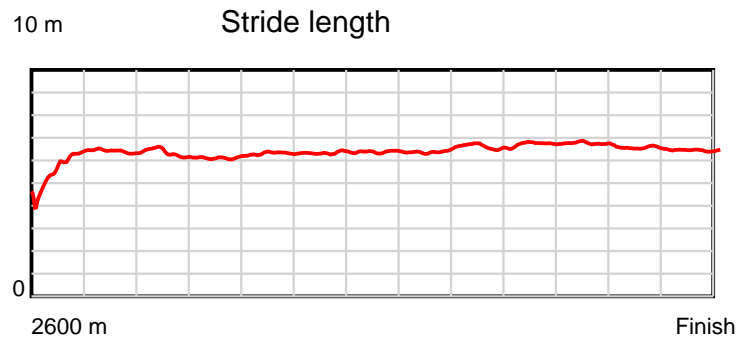
Disclaimer.

HRNZ and NZMTC and Thoroughbred Ratings Pty Ltd accepts no responsibility for the completeness or accuracy of any of the information contained herein, and makes no representations about its suitability for any particular purpose. Users should make their own judgements about those matters and/or seek independent advice. You assume all risks associated with use of the data provided on this page.

Race Results

September 09, 2022, Race 8, AVON CITY FORD (NEW BRIGHTON) CUP (STAND PACE), Distance 2600m, Addington - Survey 3200m

Result	TAB no.	Horse (Barrier)	2200m to	2000m to	1800m to	1600m to	1400m to	1200m to	1000m to	800m to	600m to	400m to	200m to	Total or	Margin
8th	10	The Falcon (1)	2000m	1800m	1600m	1400m	1200m	1000m	800m	600m	400m	200m	WP	Average	
		Position in running (margin)	5(9.4)	4(7.8)	5(6.8)	3(1.9)	4(2.3)	4(3.0)	4(3.5)	4(2.6)	4(2.4)	4(3.0)	7(4.3)		9.30
		Sectional time (s)	15.32	15.68	15.50	14.96	15.21	15.29	14.63	13.92	14.27	14.19	14.69		
		Cumulative time (s)	163.66	148.34	132.66	117.16	102.20	86.99	71.70	57.07	43.15	28.88	14.69	3:14.70	
		Speed (m/s)	13.05	12.76	12.90	13.37	13.15	13.08	13.67	14.37	14.02	14.09	13.61	13.35	
		Stride length (m)	6.22	6.13	6.18	6.30	6.39	6.32	6.45	6.73	6.57	6.41	6.48	6.31	
		Stride duration (s)	0.476	0.481	0.479	0.471	0.486	0.483	0.471	0.468	0.468	0.455	0.476	0.473	
		Stride efficiency (%)	60.43	58.70	59.72	61.93	63.73	62.44	64.94	70.71	67.37	64.29	65.62	62.22	
		Stride count	32.16	32.63	32.35	31.77	31.32	31.64	31.02	29.73	30.46	31.18	30.86	412.04	



Note: Horizontal distance axis grid lines are 200m furlongs.

Disclaimer.

HRNZ and NZMTC and Thoroughbred Ratings Pty Ltd accepts no responsibility for the completeness or accuracy of any of the information contained herein, and makes no representations about its suitability for any particular purpose. Users should make their own judgements about those matters and/or seek independent advice. You assume all risks associated with use of the data provided on this page.



Race Results



September 09, 2022, Race 8, AVON CITY FORD (NEW BRIGHTON) CUP (STAND PACE), Distance 2600m, Addington - Survey 3200m

Result	TAB no.	Horse (Barrier)	2600 to	2400m to
9th	1	Classie Brigad... (3)	2400m	2200m
		Position in running (margin)	-	4(4.1)
		Sectional time (s)	16.44	14.73
		Cumulative time (s)	194.80	178.36
		Speed (m/s)	12.17	13.58
		Stride length (m)	5.43	6.04
		Stride duration (s)	0.435	0.445
		Stride efficiency (%)	46.03	56.95
		Stride count	36.85	33.13

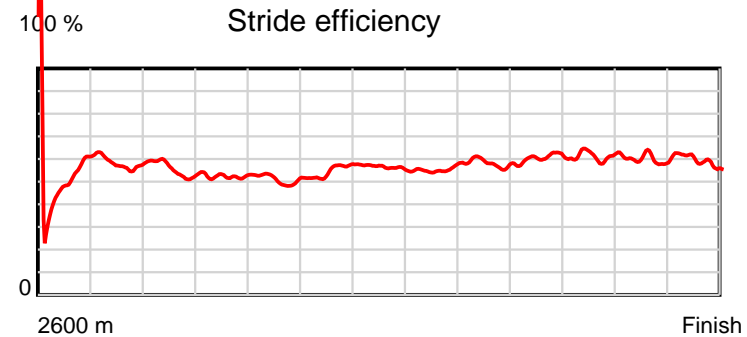
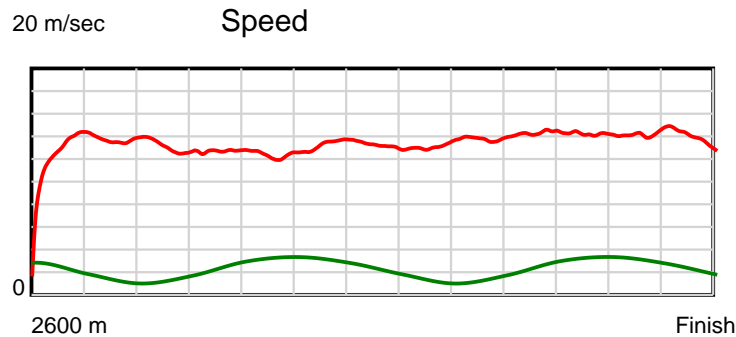
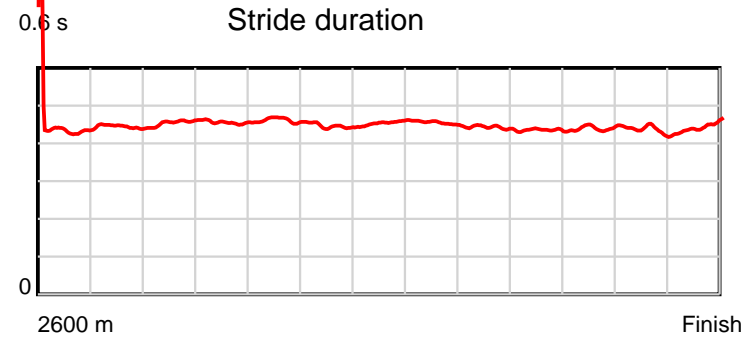
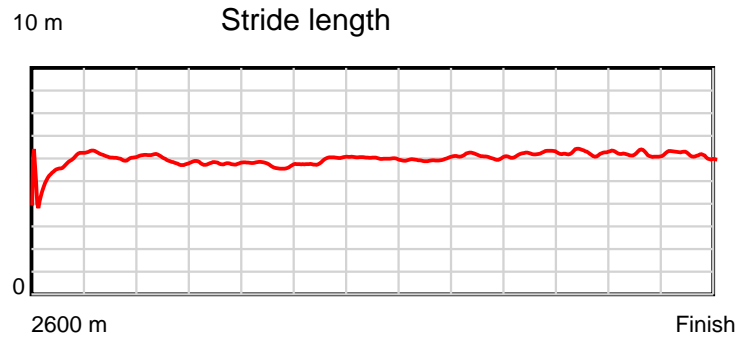
Disclaimer.

HRNZ and NZMTC and Thoroughbred Ratings Pty Ltd accepts no responsibility for the completeness or accuracy of any of the information contained herein, and makes no representations about its suitability for any particular purpose. Users should make their own judgements about those matters and/or seek independent advice. You assume all risks associated with use of the data provided on this page.

Race Results

September 09, 2022, Race 8, AVON CITY FORD (NEW BRIGHTON) CUP (STAND PACE), Distance 2600m, Addington - Survey 3200m

Result	TAB no.	Horse (Barrier)	2200m to	2000m to	1800m to	1600m to	1400m to	1200m to	1000m to	800m to	600m to	400m to	200m to	Total or	Margin
9th	1	Classie Brigad... (3)	2000m	1800m	1600m	1400m	1200m	1000m	800m	600m	400m	200m	WP	Average	
		Position in running (margin)	4(8.8)	5(8.0)	6(6.9)	8(6.3)	8(7.0)	7(6.6)	7(6.7)	7(5.8)	8(6.2)	7(4.8)	8(5.4)		9.90
		Sectional time (s)	15.44	15.65	16.23	14.99	15.04	15.22	14.63	14.00	13.96	14.06	14.41		
		Cumulative time (s)	163.63	148.19	132.54	116.31	101.32	86.28	71.06	56.43	42.43	28.47	14.41	3:14.80	
		Speed (m/s)	12.95	12.78	12.32	13.34	13.30	13.14	13.67	14.29	14.33	14.22	13.88	13.35	
		Stride length (m)	5.89	5.82	5.68	5.95	6.04	5.97	6.04	6.22	6.31	6.19	6.18	5.97	
		Stride duration (s)	0.455	0.455	0.461	0.446	0.454	0.454	0.442	0.435	0.441	0.435	0.445	0.447	
		Stride efficiency (%)	54.25	52.90	50.43	55.27	57.08	55.62	57.01	60.39	62.29	59.79	59.68	55.72	
		Stride count	33.94	34.38	35.21	33.63	33.09	33.52	33.11	32.17	31.68	32.33	32.36	435.40	



Note: Horizontal distance axis grid lines are 200m furlongs.

Disclaimer.

HRNZ and NZMTC and Thoroughbred Ratings Pty Ltd accepts no responsibility for the completeness or accuracy of any of the information contained herein, and makes no representations about its suitability for any particular purpose. Users should make their own judgements about those matters and/or seek independent advice. You assume all risks associated with use of the data provided on this page.



Race Results



September 09, 2022, Race 8, AVON CITY FORD (NEW BRIGHTON) CUP (STAND PACE), Distance 2600m, Addington - Survey 3200m

Result	TAB no.	Horse (Barrier)	2600 to	2400m to
10th	2	Johnny Mac (4)	2400m	2200m
		Position in running (margin)	-	7(8.1)
		Sectional time (s)	16.72	14.56
		Cumulative time (s)	195.70	178.98
		Speed (m/s)	11.97	13.74
		Stride length (m)	5.06	5.80
		Stride duration (s)	0.416	0.422
		Stride efficiency (%)	40.04	52.55
		Stride count	39.51	34.49

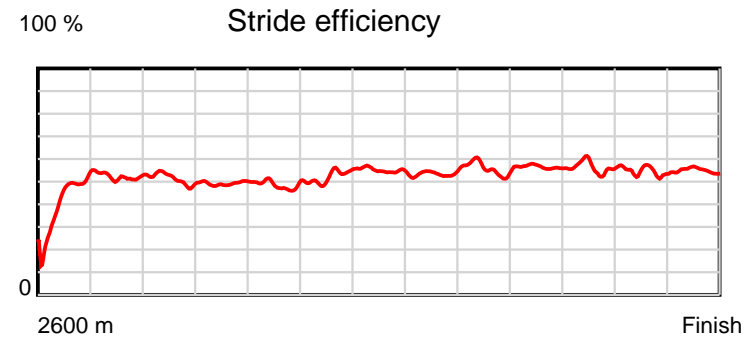
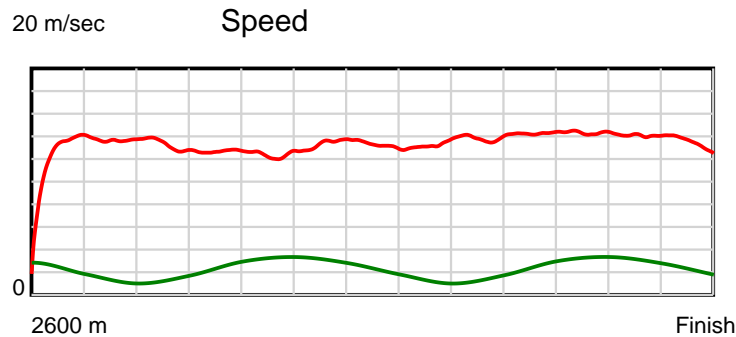
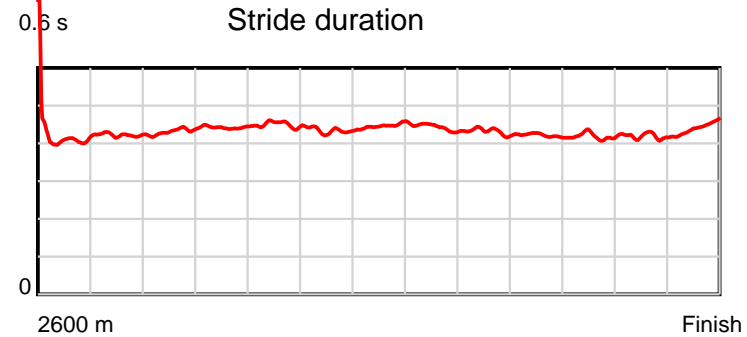
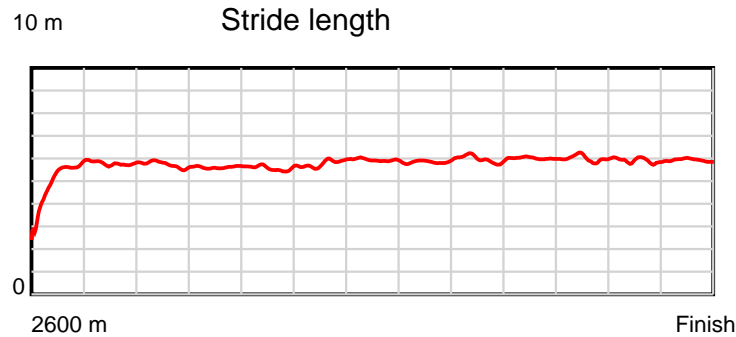
Disclaimer.

HRNZ and NZMTC and Thoroughbred Ratings Pty Ltd accepts no responsibility for the completeness or accuracy of any of the information contained herein, and makes no representations about its suitability for any particular purpose. Users should make their own judgements about those matters and/or seek independent advice. You assume all risks associated with use of the data provided on this page.

Race Results

September 09, 2022, Race 8, AVON CITY FORD (NEW BRIGHTON) CUP (STAND PACE), Distance 2600m, Addington - Survey 3200m

Result	TAB no.	Horse (Barrier)	2200m to	2000m to	1800m to	1600m to	1400m to	1200m to	1000m to	800m to	600m to	400m to	200m to	Total or	Margin
10th	2	Johnny Mac (4)	2000m	1800m	1600m	1400m	1200m	1000m	800m	600m	400m	200m	WP	Average	
		Position in running (margin)	6(11.8)	6(9.3)	8(8.6)	9(8.1)	10(8.6)	10(8.2)	9(8.2)	9(6.8)	9(7.5)	10(7.0)	10(8.6)		15.10
		Sectional time (s)	15.16	15.72	16.24	14.98	15.05	15.20	14.55	14.05	14.10	14.23	15.14		
		Cumulative time (s)	164.42	149.26	133.54	117.30	102.32	87.27	72.07	57.52	43.47	29.37	15.14	3:15.70	
		Speed (m/s)	13.19	12.72	12.32	13.35	13.29	13.16	13.75	14.23	14.18	14.05	13.21	13.29	
		Stride length (m)	5.69	5.63	5.54	5.80	5.94	5.82	5.93	6.00	5.94	5.89	5.86	5.75	
		Stride duration (s)	0.431	0.442	0.450	0.434	0.447	0.443	0.432	0.421	0.419	0.419	0.443	0.433	
		Stride efficiency (%)	50.57	49.49	47.96	52.51	55.12	53.02	55.01	56.27	55.10	54.23	53.58	51.67	
		Stride count	35.16	35.54	36.10	34.50	33.67	34.34	33.71	33.33	33.68	33.95	34.16	452.14	



Note: Horizontal distance axis grid lines are 200m furlongs.

Disclaimer.

HRNZ and NZMTC and Thoroughbred Ratings Pty Ltd accepts no responsibility for the completeness or accuracy of any of the information contained herein, and makes no representations about its suitability for any particular purpose. Users should make their own judgements about those matters and/or seek independent advice. You assume all risks associated with use of the data provided on this page.