



Race Results

NZ Metropolitan Trotting Club Inc, HRNZ, September 09, 2022

Compilation date: September 9, 2022, 8:46:22 PM (NZST)

Copyright © 2022 HRNZ and NZMTC. All rights reserved.

Trademarks.

StrideMASTER is a registered trademark of Thoroughbred Ratings Pty Ltd.

Disclaimer.

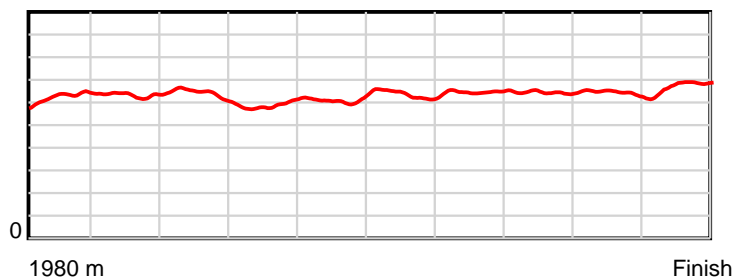
HRNZ and NZMTC and Thoroughbred Ratings Pty Ltd accepts no responsibility for the completeness or accuracy of any of the information contained herein, and makes no representations about its suitability for any particular purpose. Users should make their own judgements about those matters and/or seek independent advice. You assume all risks associated with use of the data provided on this page.

Race Results

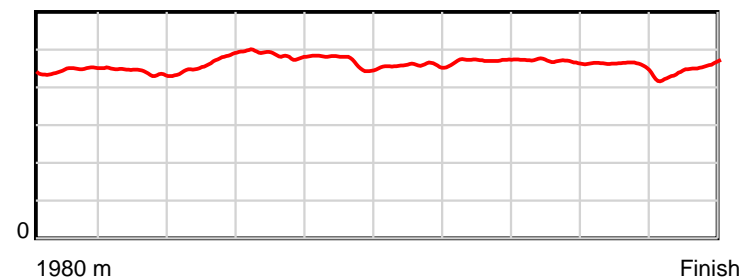
September 09, 2022, Race 9, GARRARDS MOBILE PACE, Distance 1980m, Addington - Survey 1980m

Result	TAB no.	Horse (Barrier)	1980 to	1800m to	1600m to	1400m to	1200m to	1000m to	800m to	600m to	400m to	200m to	Total or	Margin
1st	9	Republican Par... (9)	1800m	1600m	1400m	1200m	1000m	800m	600m	400m	200m	WP	Average	
		Position in running (margin)	-	4(3.5)	1(0.0)	1(0.0)	1(0.0)	2(0.0)	2(1.7)	3(1.5)	3(2.3)	3(1.3)		0.00
		Sectional time (s)	12.67	14.34	14.73	16.45	15.14	14.39	14.52	14.64	14.22	13.39		
		Cumulative time (s)	144.49	131.82	117.48	102.75	86.30	71.16	56.77	42.25	27.61	13.39	2:24.49	
		Speed (m/s)	14.20	13.95	13.58	12.16	13.21	13.90	13.77	13.66	14.06	14.94	13.70	
		Stride length (m)	6.32	6.16	6.33	5.92	6.18	6.37	6.50	6.41	6.43	6.70	6.33	
		Stride duration (s)	0.446	0.441	0.466	0.487	0.468	0.458	0.472	0.469	0.457	0.449	0.462	
		Stride efficiency (%)	62.39	59.24	62.54	54.72	59.72	63.43	66.05	64.22	64.69	70.22	62.53	
		Stride count	28.49	32.48	31.61	33.80	32.35	31.39	30.76	31.20	31.09	29.83	313.00	

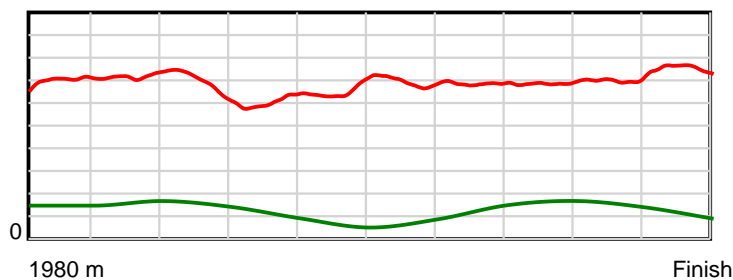
10 m Stride length



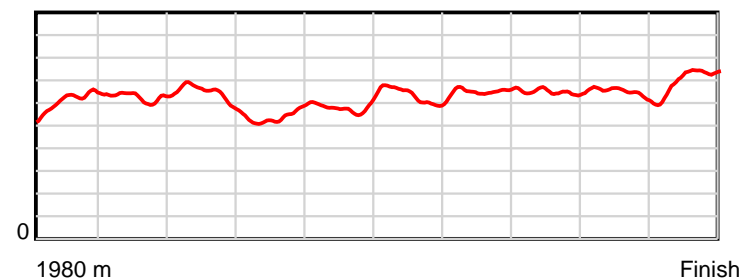
0.6 s Stride duration



20 m/sec Speed



100 % Stride efficiency



Note: Horizontal distance axis grid lines are 200m furlongs.

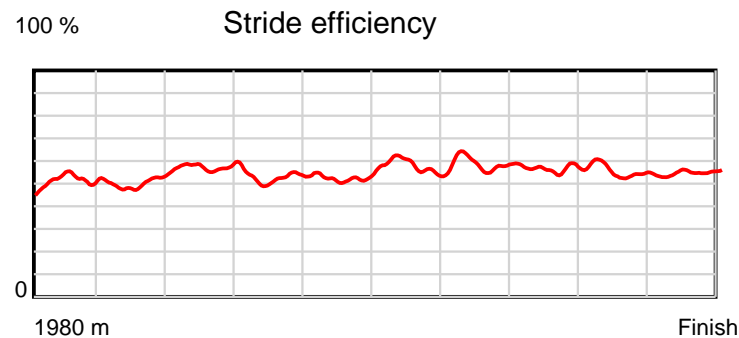
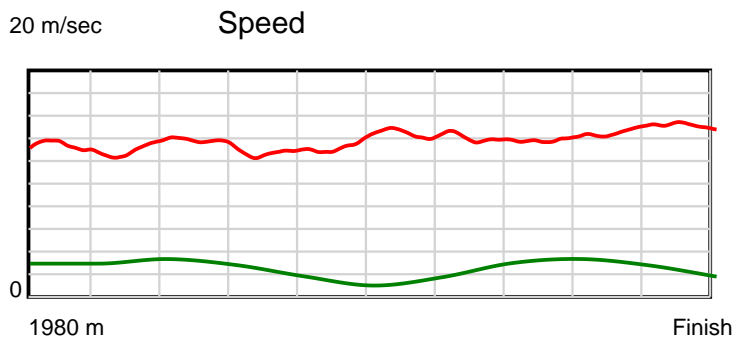
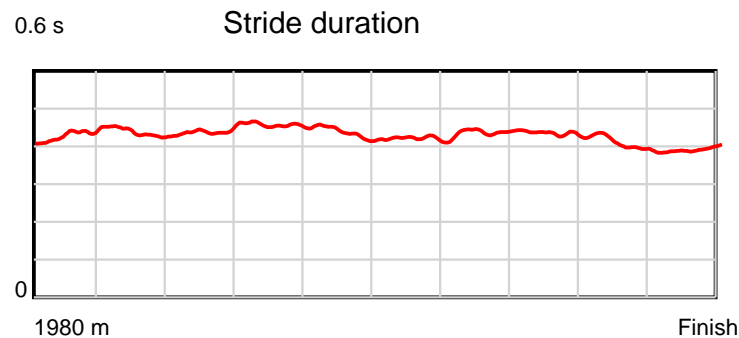
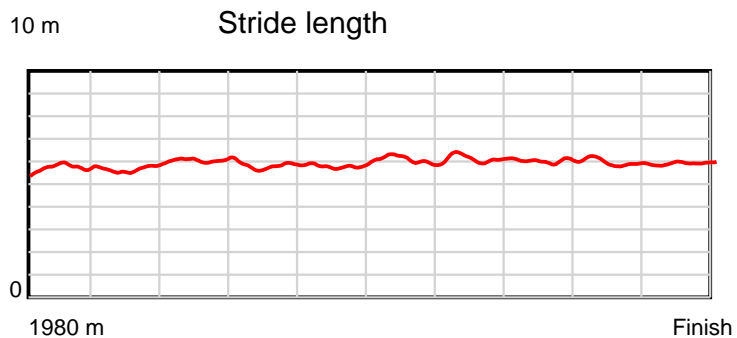
Disclaimer.

HRNZ and NZMTC and Thoroughbred Ratings Pty Ltd accepts no responsibility for the completeness or accuracy of any of the information contained herein, and makes no representations about its suitability for any particular purpose. Users should make their own judgements about those matters and/or seek independent advice. You assume all risks associated with use of the data provided on this page.

Race Results

September 09, 2022, Race 9, GARRARDS MOBILE PACE, Distance 1980m, Addington - Survey 1980m

Result	TAB no.	Horse (Barrier)	1980 to	1800m to	1600m to	1400m to	1200m to	1000m to	800m to	600m to	400m to	200m to	Total or	Margin
2nd	7	Soundsofcash (7)	1800m	1600m	1400m	1200m	1000m	800m	600m	400m	200m	WP	Average	
		Position in running (margin)	-	10(8.1)	10(12.9)	10(12.4)	9(8.1)	9(8.5)	9(8.1)	8(6.2)	8(6.5)	7(3.9)		1.40
		Sectional time (s)	13.59	15.73	14.64	15.72	15.22	14.04	14.22	14.58	13.94	13.06		
		Cumulative time (s)	144.74	131.15	115.42	100.78	85.06	69.84	55.80	41.58	27.00	13.06	2:24.74	
		Speed (m/s)	13.24	12.71	13.66	12.72	13.14	14.25	14.06	13.72	14.35	15.31	13.68	
		Stride length (m)	5.77	5.57	6.00	5.80	5.74	5.98	6.17	5.95	5.84	6.01	5.88	
		Stride duration (s)	0.429	0.438	0.440	0.456	0.437	0.420	0.439	0.433	0.407	0.393	0.430	
		Stride efficiency (%)	52.07	48.49	56.33	52.53	51.50	55.95	59.50	55.25	53.25	56.53	54.04	
		Stride count	31.18	35.90	33.31	34.49	34.84	33.42	32.41	33.64	34.26	33.25	336.70	



Note: Horizontal distance axis grid lines are 200m furlongs.

Disclaimer.

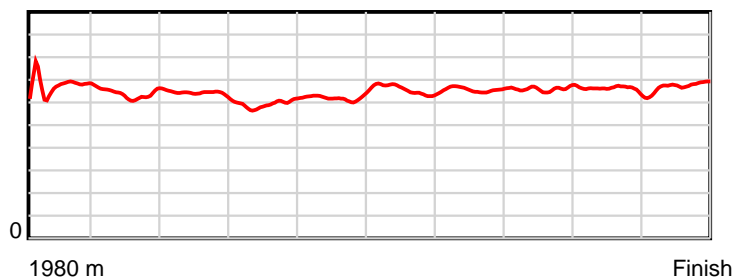
HRNZ and NZMTC and Thoroughbred Ratings Pty Ltd accepts no responsibility for the completeness or accuracy of any of the information contained herein, and makes no representations about its suitability for any particular purpose. Users should make their own judgements about those matters and/or seek independent advice. You assume all risks associated with use of the data provided on this page.

Race Results

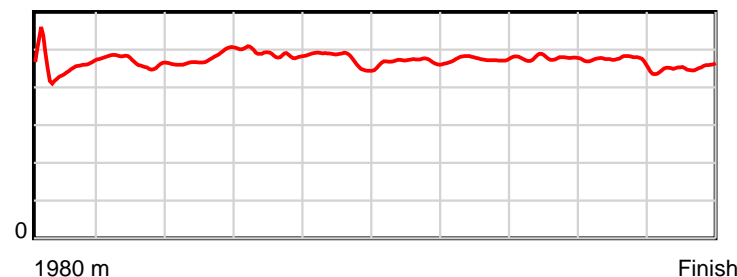
September 09, 2022, Race 9, GARRARDS MOBILE PACE, Distance 1980m, Addington - Survey 1980m

Result	TAB no.	Horse (Barrier)	1980 to	1800m to	1600m to	1400m to	1200m to	1000m to	800m to	600m to	400m to	200m to	Total or	Margin
3rd	5	Franco Mac (5)	1800m	1600m	1400m	1200m	1000m	800m	600m	400m	200m	WP	Average	
		Position in running (margin)	-	1(0.0)	2(0.1)	2(1.3)	3(1.1)	3(1.9)	4(4.0)	5(3.8)	5(4.4)	6(3.2)		1.90
		Sectional time (s)	12.06	14.93	14.93	16.42	15.27	14.46	14.51	14.61	14.19	13.44		
		Cumulative time (s)	144.82	132.76	117.83	102.90	86.48	71.21	56.75	42.24	27.63	13.44	2:24.82	
		Speed (m/s)	14.92	13.40	13.40	12.18	13.10	13.83	13.78	13.69	14.09	14.88	13.67	
		Stride length (m)	6.71	6.28	6.42	5.96	6.22	6.50	6.56	6.53	6.65	6.75	6.45	
		Stride duration (s)	0.451	0.469	0.479	0.489	0.475	0.470	0.476	0.477	0.472	0.454	0.471	
		Stride efficiency (%)	70.27	61.55	64.36	55.47	60.40	66.01	67.16	66.73	69.02	71.29	64.92	
		Stride count	26.84	31.87	31.17	33.57	32.17	30.77	30.51	30.60	30.09	29.61	307.20	

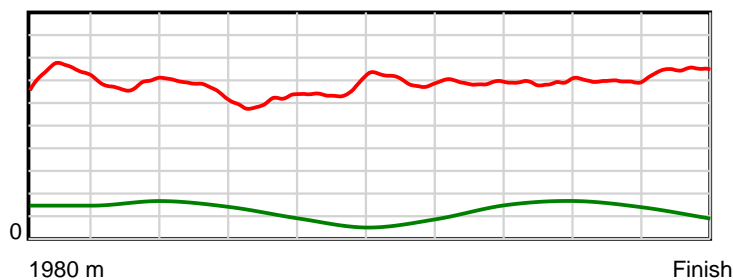
10 m Stride length



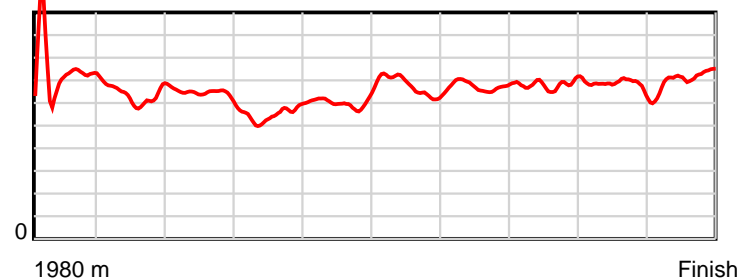
0.6 s Stride duration



20 m/sec Speed



100 % Stride efficiency



Note: Horizontal distance axis grid lines are 200m furlongs.

Disclaimer.

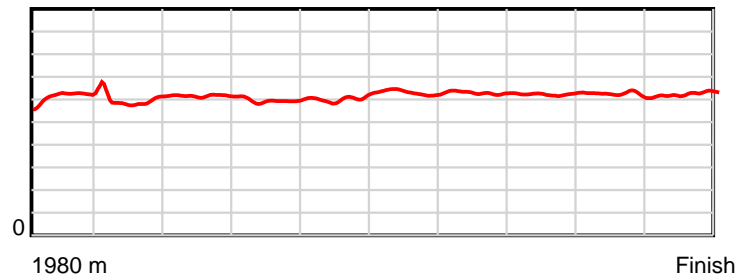
HRNZ and NZMTC and Thoroughbred Ratings Pty Ltd accepts no responsibility for the completeness or accuracy of any of the information contained herein, and makes no representations about its suitability for any particular purpose. Users should make their own judgements about those matters and/or seek independent advice. You assume all risks associated with use of the data provided on this page.

Race Results

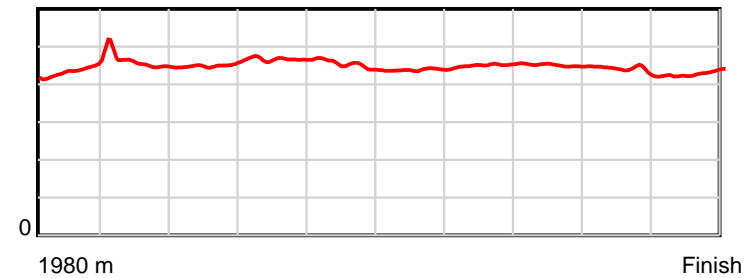
September 09, 2022, Race 9, GARRARDS MOBILE PACE, Distance 1980m, Addington - Survey 1980m

Result	TAB no.	Horse (Barrier)	1980 to	1800m to	1600m to	1400m to	1200m to	1000m to	800m to	600m to	400m to	200m to	Total or	Margin
4th	3	Deceptive Lee (3)	1800m	1600m	1400m	1200m	1000m	800m	600m	400m	200m	WP	Average	
		Position in running (margin)	-	6(4.6)	7(9.1)	7(9.0)	6(4.1)	6(4.3)	5(4.2)	4(2.7)	4(3.3)	4(2.2)		2.50
		Sectional time (s)	12.84	15.65	14.72	15.64	15.17	14.08	14.30	14.62	14.19	13.72		
		Cumulative time (s)	144.93	132.09	116.44	101.72	86.08	70.91	56.83	42.53	27.91	13.72	2:24.93	
		Speed (m/s)	14.01	12.78	13.59	12.79	13.18	14.20	13.99	13.68	14.09	14.58	13.66	
		Stride length (m)	6.14	5.88	6.11	5.97	5.97	6.23	6.31	6.16	6.18	6.26	6.12	
		Stride duration (s)	0.437	0.460	0.450	0.467	0.453	0.439	0.451	0.450	0.438	0.429	0.448	
		Stride efficiency (%)	58.94	53.96	58.41	55.73	55.67	60.67	62.32	59.29	59.66	61.26	58.50	
		Stride count	29.31	34.04	32.71	33.49	33.51	32.10	31.67	32.47	32.37	31.94	323.61	

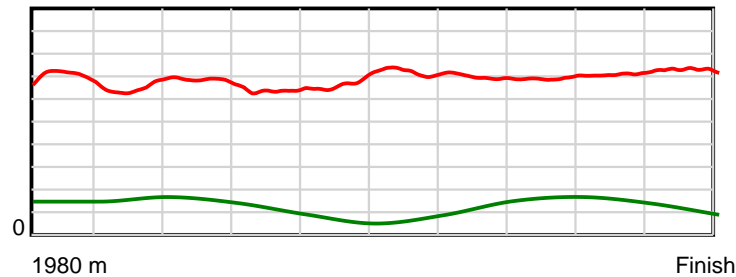
10 m Stride length



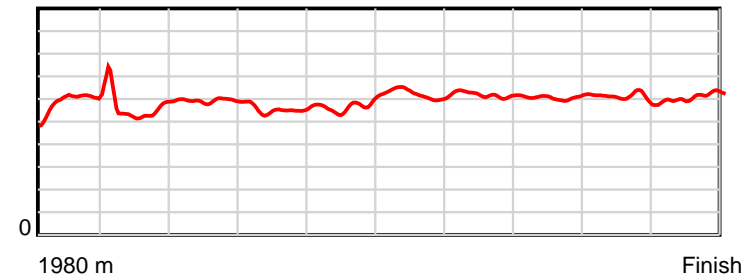
0.6 s Stride duration



20 m/sec Speed



100 % Stride efficiency



Note: Horizontal distance axis grid lines are 200m furlongs.

Disclaimer.

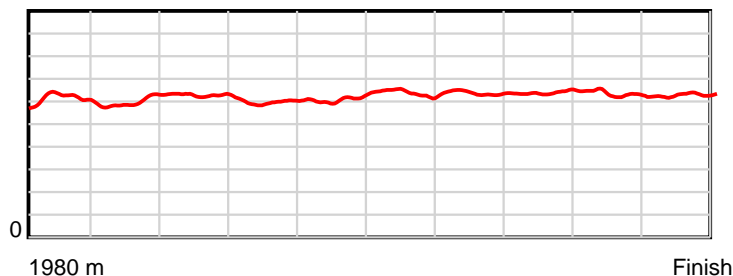
HRNZ and NZMTC and Thoroughbred Ratings Pty Ltd accepts no responsibility for the completeness or accuracy of any of the information contained herein, and makes no representations about its suitability for any particular purpose. Users should make their own judgements about those matters and/or seek independent advice. You assume all risks associated with use of the data provided on this page.

Race Results

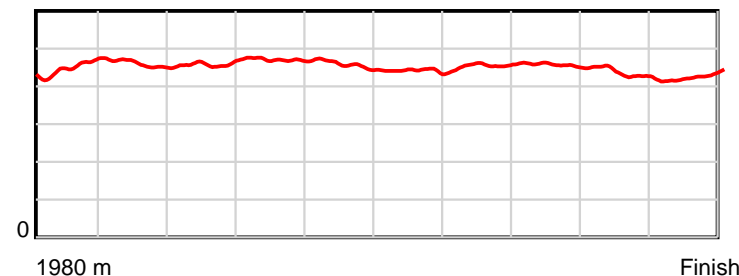
September 09, 2022, Race 9, GARRARDS MOBILE PACE, Distance 1980m, Addington - Survey 1980m

Result	TAB no.	Horse (Barrier)	1980 to	1800m to	1600m to	1400m to	1200m to	1000m to	800m to	600m to	400m to	200m to	Total or	Margin
5th	4	Whiskey Cavali... (4)	1800m	1600m	1400m	1200m	1000m	800m	600m	400m	200m	WP	Average	
		Position in running (margin)	-	8(5.6)	9(10.9)	9(11.3)	8(6.4)	7(5.8)	7(5.9)	6(4.0)	6(5.0)	5(2.8)		2.60
		Sectional time (s)	12.98	15.81	14.79	15.63	15.05	14.12	14.23	14.68	14.01	13.65		
		Cumulative time (s)	144.95	131.97	116.16	101.37	85.74	70.69	56.57	42.34	27.66	13.65	2:24.95	
		Speed (m/s)	13.86	12.65	13.52	12.80	13.29	14.16	14.05	13.62	14.28	14.65	13.66	
		Stride length (m)	6.21	5.82	6.20	6.02	6.08	6.25	6.40	6.21	6.19	6.26	6.16	
		Stride duration (s)	0.450	0.460	0.459	0.471	0.458	0.441	0.455	0.456	0.434	0.427	0.451	
		Stride efficiency (%)	60.31	53.01	60.14	56.69	57.82	61.04	64.06	60.36	59.91	61.22	59.34	
		Stride count	28.97	34.34	32.24	33.21	32.88	32.00	31.24	32.18	32.30	31.95	321.31	

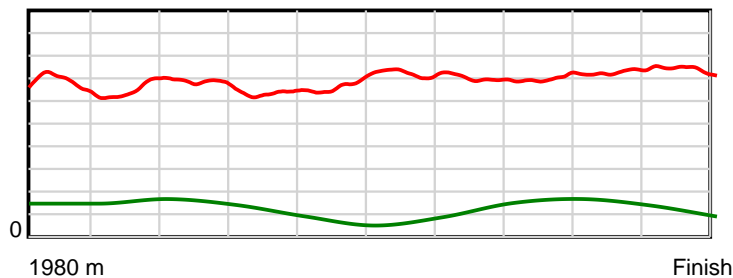
10 m Stride length



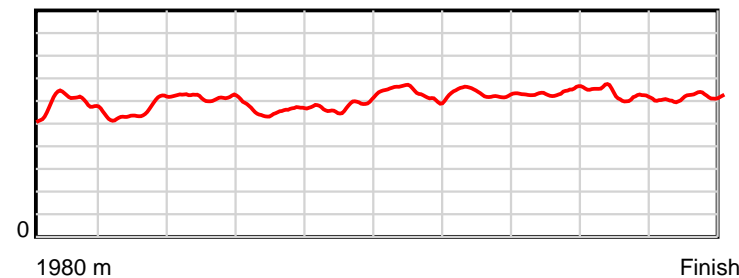
0.6 s Stride duration



20 m/sec Speed



100 % Stride efficiency



Note: Horizontal distance axis grid lines are 200m furlongs.

Disclaimer.

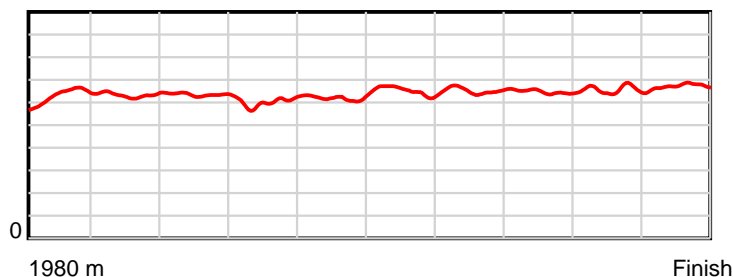
HRNZ and NZMTC and Thoroughbred Ratings Pty Ltd accepts no responsibility for the completeness or accuracy of any of the information contained herein, and makes no representations about its suitability for any particular purpose. Users should make their own judgements about those matters and/or seek independent advice. You assume all risks associated with use of the data provided on this page.

Race Results

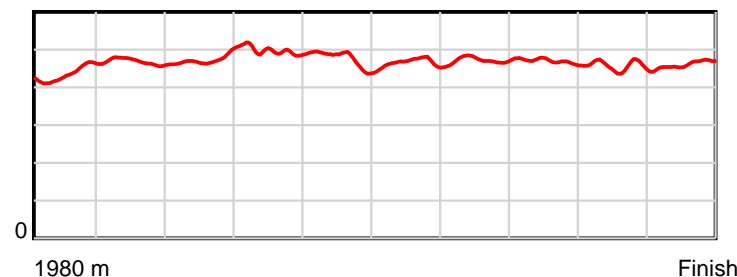
September 09, 2022, Race 9, GARRARDS MOBILE PACE, Distance 1980m, Addington - Survey 1980m

Result	TAB no.	Horse (Barrier)	1980 to	1800m to	1600m to	1400m to	1200m to	1000m to	800m to	600m to	400m to	200m to	Total or	Margin
6th	1	Bollinger (1)	1800m	1600m	1400m	1200m	1000m	800m	600m	400m	200m	WP	Average	
		Position in running (margin)	-	2(2.0)	3(1.9)	3(3.1)	5(3.1)	5(3.9)	6(5.4)	7(5.1)	7(5.7)	8(3.9)		4.70
		Sectional time (s)	12.42	14.89	14.94	16.43	15.28	14.35	14.50	14.60	14.10	13.79		
		Cumulative time (s)	145.30	132.88	117.99	103.05	86.62	71.34	56.99	42.49	27.89	13.79	2:25.30	
		Speed (m/s)	14.49	13.43	13.39	12.17	13.09	13.94	13.79	13.70	14.18	14.50	13.63	
		Stride length (m)	6.34	6.29	6.35	6.05	6.21	6.49	6.52	6.42	6.47	6.72	6.38	
		Stride duration (s)	0.438	0.468	0.474	0.497	0.474	0.466	0.472	0.469	0.456	0.464	0.468	
		Stride efficiency (%)	62.79	61.87	63.01	57.12	60.25	65.84	66.35	64.49	65.45	70.59	63.64	
		Stride count	28.40	31.78	31.50	33.08	32.21	30.81	30.69	31.13	30.90	29.76	310.26	

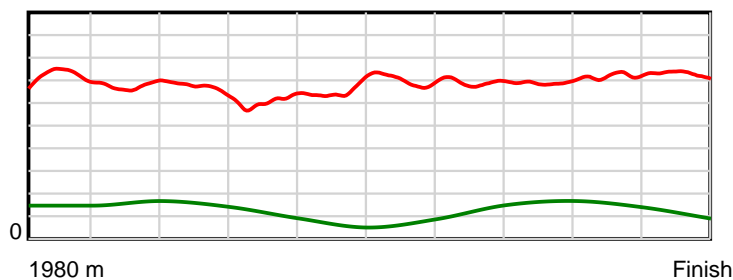
10 m Stride length



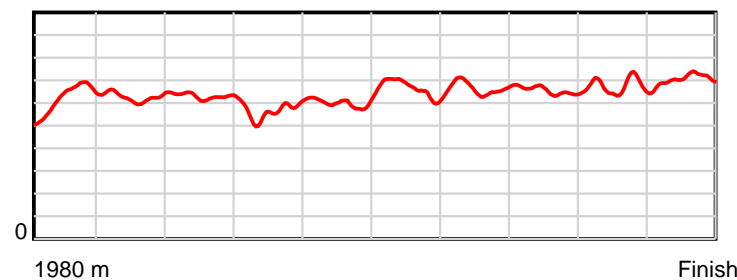
0.6 s Stride duration



20 m/sec Speed



100 % Stride efficiency



Note: Horizontal distance axis grid lines are 200m furlongs.

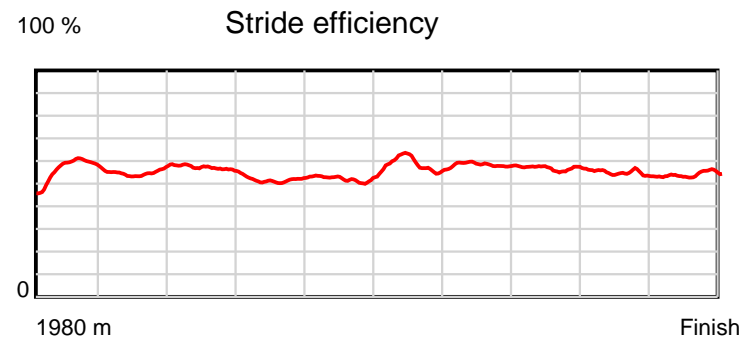
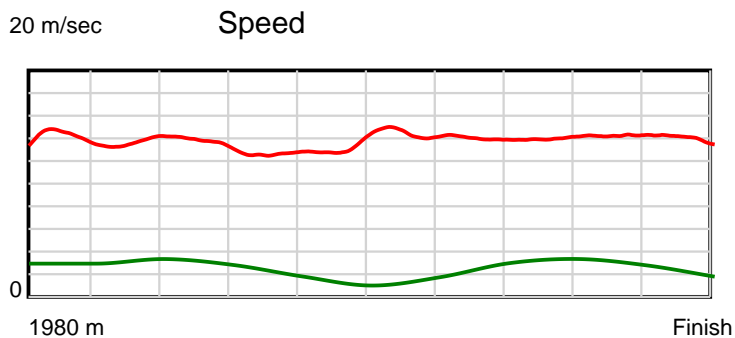
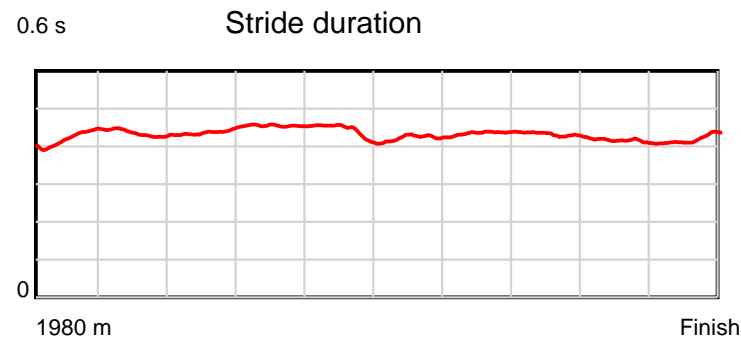
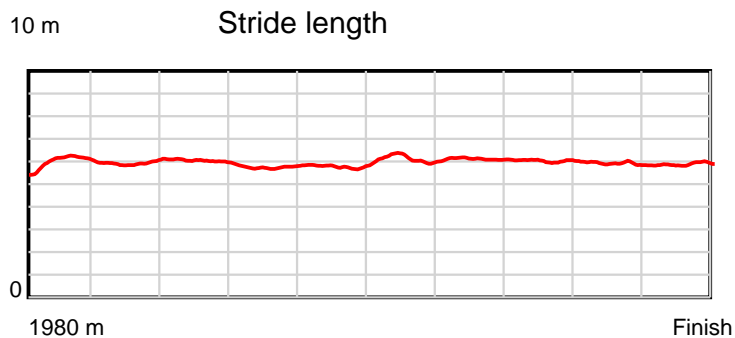
Disclaimer.

HRNZ and NZMTC and Thoroughbred Ratings Pty Ltd accepts no responsibility for the completeness or accuracy of any of the information contained herein, and makes no representations about its suitability for any particular purpose. Users should make their own judgements about those matters and/or seek independent advice. You assume all risks associated with use of the data provided on this page.

Race Results

September 09, 2022, Race 9, GARRARDS MOBILE PACE, Distance 1980m, Addington - Survey 1980m

Result	TAB no.	Horse (Barrier)	1980 to	1800m to	1600m to	1400m to	1200m to	1000m to	800m to	600m to	400m to	200m to	Total or	Margin
7th	2	Evangelist (2)	1800m	1600m	1400m	1200m	1000m	800m	600m	400m	200m	WP	Average	
		Position in running (margin)	-	3(3.2)	4(3.8)	4(3.6)	2(0.1)	4(2.3)	3(2.4)	2(1.0)	2(1.6)	2(0.6)		4.90
		Sectional time (s)	12.72	15.01	14.70	15.85	15.51	14.12	14.31	14.62	14.22	14.28		
		Cumulative time (s)	145.34	132.62	117.61	102.91	87.06	71.55	57.43	43.12	28.50	14.28	2:25.34	
		Speed (m/s)	14.15	13.32	13.61	12.62	12.89	14.16	13.98	13.68	14.06	14.01	13.62	
		Stride length (m)	6.03	5.79	5.95	5.74	5.68	5.99	6.10	5.89	5.83	5.90	5.89	
		Stride duration (s)	0.423	0.435	0.437	0.455	0.440	0.423	0.436	0.431	0.415	0.421	0.432	
		Stride efficiency (%)	56.87	52.48	55.25	51.46	50.38	56.08	58.10	54.29	53.17	54.48	54.15	
		Stride count	29.84	34.51	33.64	34.85	35.22	33.39	32.80	33.93	34.29	33.87	336.34	



Note: Horizontal distance axis grid lines are 200m furlongs.

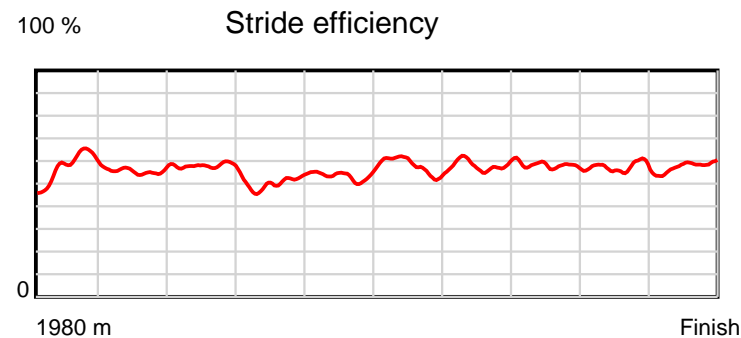
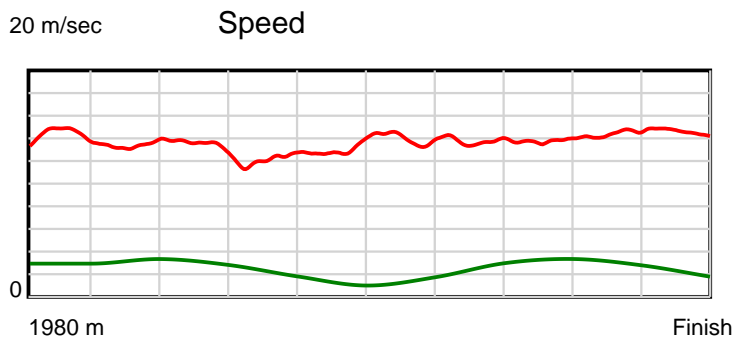
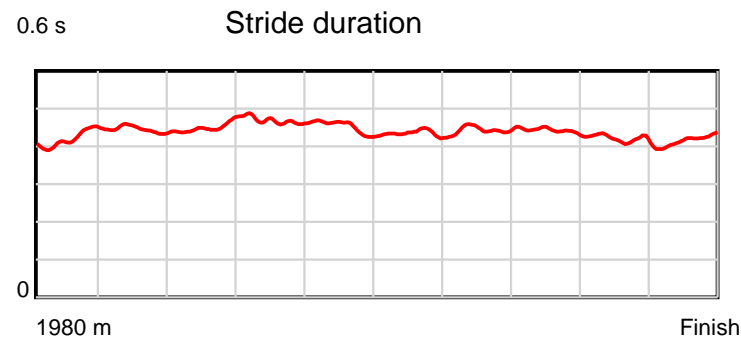
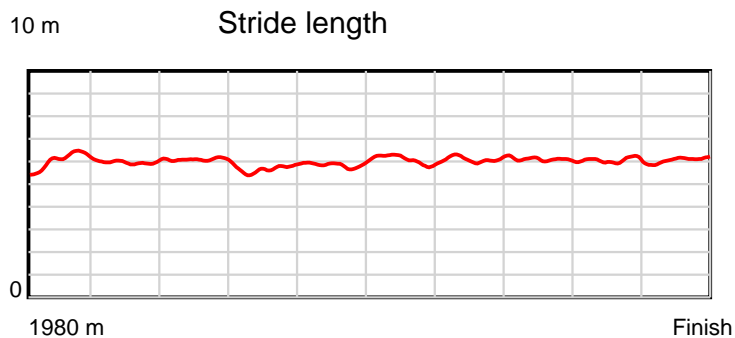
Disclaimer.

HRNZ and NZMTC and Thoroughbred Ratings Pty Ltd accepts no responsibility for the completeness or accuracy of any of the information contained herein, and makes no representations about its suitability for any particular purpose. Users should make their own judgements about those matters and/or seek independent advice. You assume all risks associated with use of the data provided on this page.

Race Results

September 09, 2022, Race 9, GARRARDS MOBILE PACE, Distance 1980m, Addington - Survey 1980m

Result	TAB no.	Horse (Barrier)	1980 to 1800m	1800m to 1600m	1600m to 1400m	1400m to 1200m	1200m to 1000m	1000m to 800m	800m to 600m	600m to 400m	400m to 200m	200m to WP	Total or Average	Margin
8th	10	Warloch (10)												
		Position in running (margin)	-	5(4.3)	5(5.2)	5(5.2)	7(5.3)	8(6.3)	8(7.1)	9(6.9)	9(7.6)	10(5.2)		5.40
		Sectional time (s)	12.69	15.08	14.72	16.47	15.31	14.23	14.52	14.62	13.99	13.81		
		Cumulative time (s)	145.44	132.75	117.67	102.95	86.48	71.17	56.94	42.42	27.80	13.81	2:25.44	
		Speed (m/s)	14.18	13.26	13.59	12.14	13.06	14.05	13.77	13.68	14.30	14.48	13.61	
		Stride length (m)	6.12	5.90	6.13	5.68	5.90	6.10	6.11	6.04	6.01	6.05	6.00	
		Stride duration (s)	0.422	0.445	0.451	0.468	0.452	0.434	0.444	0.442	0.420	0.418	0.441	
		Stride efficiency (%)	58.50	54.39	58.73	50.43	54.41	58.20	58.33	57.05	56.36	57.21	56.26	
		Stride count	29.42	33.90	32.62	35.21	33.89	32.77	32.73	33.10	33.30	33.05	329.99	



Note: Horizontal distance axis grid lines are 200m furlongs.

Disclaimer.

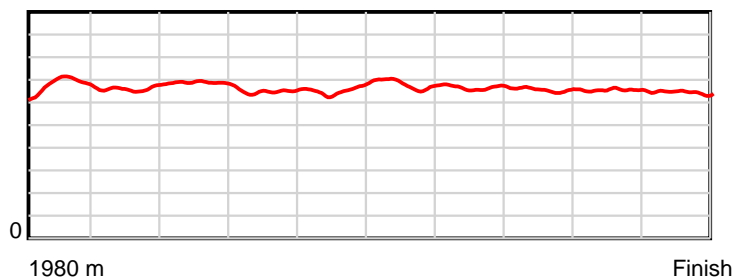
HRNZ and NZMTC and Thoroughbred Ratings Pty Ltd accepts no responsibility for the completeness or accuracy of any of the information contained herein, and makes no representations about its suitability for any particular purpose. Users should make their own judgements about those matters and/or seek independent advice. You assume all risks associated with use of the data provided on this page.

Race Results

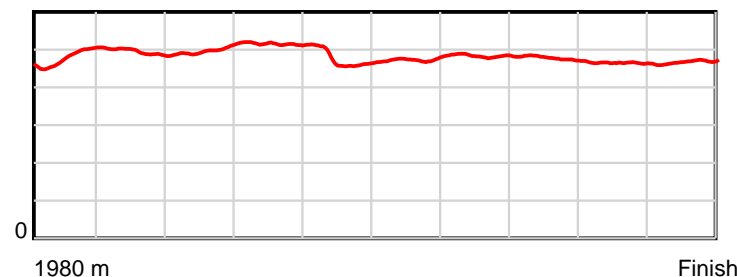
September 09, 2022, Race 9, GARRARDS MOBILE PACE, Distance 1980m, Addington - Survey 1980m

Result	TAB no.	Horse (Barrier)	1980 to	1800m to	1600m to	1400m to	1200m to	1000m to	800m to	600m to	400m to	200m to	Total or	Margin
9th	11	Harrison (11)	1800m	1600m	1400m	1200m	1000m	800m	600m	400m	200m	WP	Average	
		Position in running (margin)	-	7(5.0)	6(6.3)	6(5.9)	4(2.2)	1(0.0)	1(0.0)	1(0.0)	1(0.0)	1(0.0)		5.70
		Sectional time (s)	12.94	15.14	14.66	15.83	14.77	14.11	14.55	14.51	14.38	14.60		
		Cumulative time (s)	145.49	132.55	117.41	102.75	86.92	72.15	58.04	43.49	28.98	14.60	2:25.49	
		Speed (m/s)	13.91	13.21	13.64	12.63	13.54	14.17	13.75	13.78	13.91	13.70	13.61	
		Stride length (m)	6.85	6.54	6.80	6.51	6.42	6.72	6.65	6.58	6.45	6.41	6.59	
		Stride duration (s)	0.480	0.495	0.498	0.515	0.474	0.474	0.483	0.477	0.464	0.468	0.484	
		Stride efficiency (%)	73.28	66.76	72.16	66.14	64.39	70.47	69.05	67.57	65.10	64.29	67.77	
		Stride count	26.28	30.60	29.43	30.74	31.16	29.78	30.09	30.41	30.99	31.18	300.66	

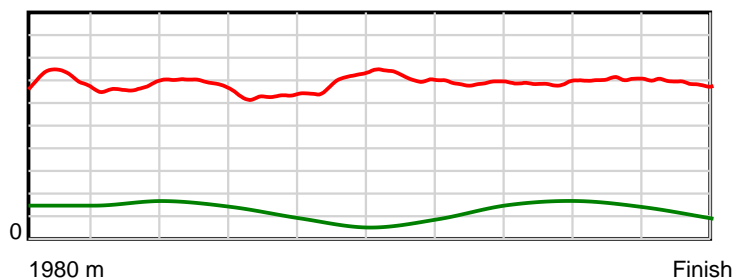
10 m Stride length



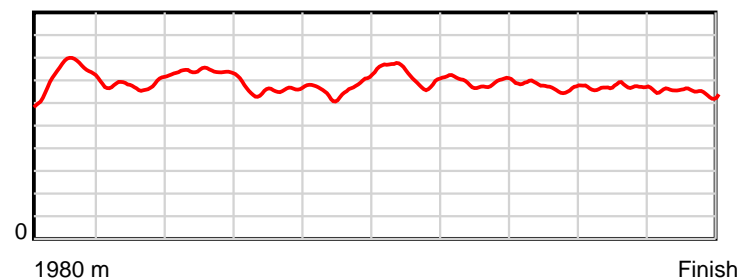
0.6 s Stride duration



20 m/sec Speed



100 % Stride efficiency



Note: Horizontal distance axis grid lines are 200m furlongs.

Disclaimer.

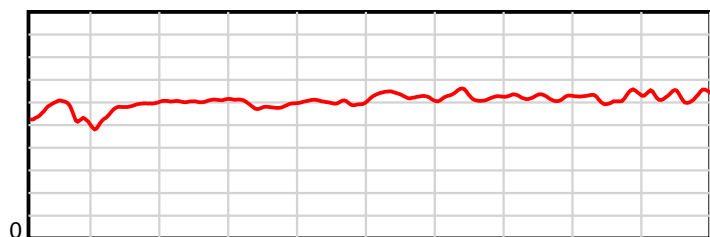
HRNZ and NZMTC and Thoroughbred Ratings Pty Ltd accepts no responsibility for the completeness or accuracy of any of the information contained herein, and makes no representations about its suitability for any particular purpose. Users should make their own judgements about those matters and/or seek independent advice. You assume all risks associated with use of the data provided on this page.

Race Results

September 09, 2022, Race 9, GARRARDS MOBILE PACE, Distance 1980m, Addington - Survey 1980m

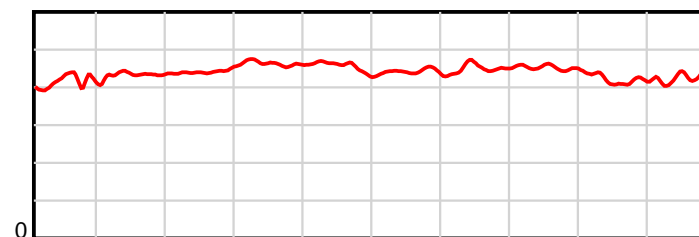
Result	TAB no.	Horse (Barrier)	1980 to	1800m to	1600m to	1400m to	1200m to	1000m to	800m to	600m to	400m to	200m to	Total or	Margin
10th	6	Franco Norton (6)	1800m	1600m	1400m	1200m	1000m	800m	600m	400m	200m	WP	Average	
		Position in running (margin)	-	9(7.9)	8(10.7)	8(11.2)	10(8.1)	10(8.6)	11(9.6)	11(9.0)	11(9.6)	9(5.0)		6.60
		Sectional time (s)	13.29	15.38	14.81	15.94	15.22	14.27	14.46	14.60	13.61	14.06		
		Cumulative time (s)	145.64	132.35	116.97	102.16	86.22	71.00	56.73	42.27	27.67	14.06	2:25.64	
		Speed (m/s)	13.54	13.00	13.50	12.55	13.14	14.02	13.83	13.70	14.70	14.22	13.59	
		Stride length (m)	5.57	5.63	5.97	5.81	5.97	6.19	6.24	6.18	6.17	6.22	5.99	
		Stride duration (s)	0.415	0.433	0.442	0.463	0.454	0.442	0.451	0.451	0.420	0.437	0.441	
		Stride efficiency (%)	48.50	49.54	55.66	52.82	55.73	59.90	60.85	59.72	59.39	60.47	56.08	
		Stride count	32.31	35.52	33.51	34.40	33.49	32.30	32.05	32.35	32.44	32.15	330.52	

10 m Stride length



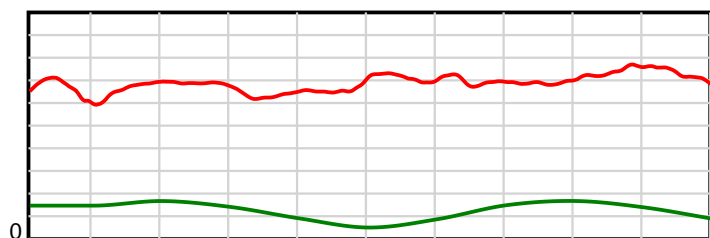
1980 m Finish

0.6 s Stride duration



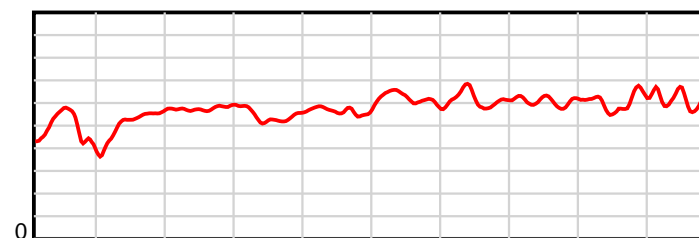
1980 m Finish

20 m/sec Speed



1980 m Finish

100 % Stride efficiency



1980 m Finish

Note: Horizontal distance axis grid lines are 200m furlongs.

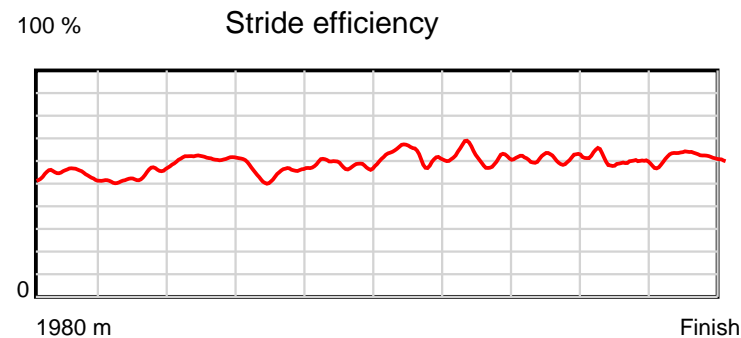
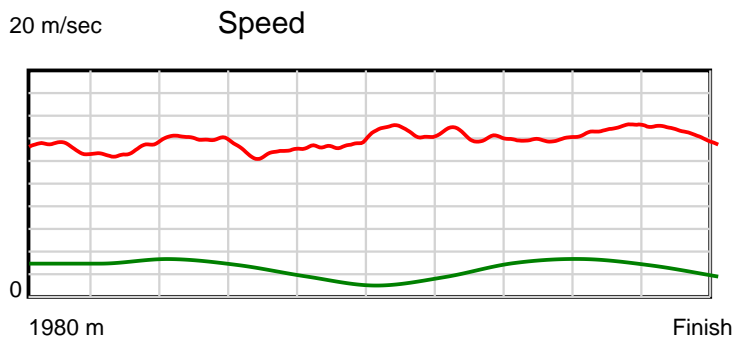
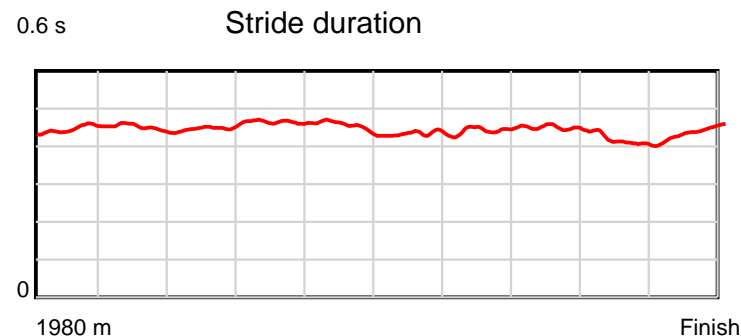
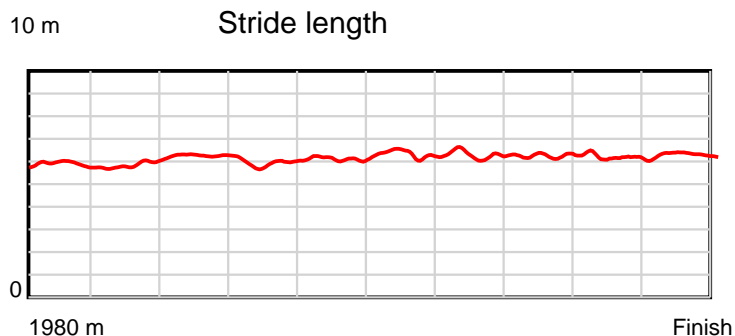
Disclaimer.

HRNZ and NZMTC and Thoroughbred Ratings Pty Ltd accepts no responsibility for the completeness or accuracy of any of the information contained herein, and makes no representations about its suitability for any particular purpose. Users should make their own judgements about those matters and/or seek independent advice. You assume all risks associated with use of the data provided on this page.

Race Results

September 09, 2022, Race 9, GARRARDS MOBILE PACE, Distance 1980m, Addington - Survey 1980m

Result	TAB no.	Horse (Barrier)	1980 to	1800m to	1600m to	1400m to	1200m to	1000m to	800m to	600m to	400m to	200m to	Total or	Margin
11th	8	Terry (8)	1800m	1600m	1400m	1200m	1000m	800m	600m	400m	200m	WP	Average	
		Position in running (margin)	-	11(9.4)	11(15.3)	11(15.2)	11(10.9)	11(10.7)	10(9.1)	10(7.5)	10(8.8)	11(5.9)		8.80
		Sectional time (s)	13.65	15.90	14.71	15.74	15.10	13.85	14.28	14.73	13.89	14.17		
		Cumulative time (s)	146.02	132.37	116.47	101.76	86.02	70.92	57.07	42.79	28.06	14.17	2:26.02	
		Speed (m/s)	13.18	12.58	13.60	12.71	13.25	14.44	14.01	13.58	14.40	14.11	13.56	
		Stride length (m)	5.89	5.67	6.10	5.91	6.01	6.26	6.21	6.09	5.95	6.24	6.03	
		Stride duration (s)	0.447	0.451	0.448	0.465	0.454	0.434	0.444	0.448	0.413	0.442	0.445	
		Stride efficiency (%)	54.26	50.19	58.05	54.51	56.43	61.19	60.36	57.93	55.37	60.82	56.79	
		Stride count	30.55	35.29	32.81	33.86	33.28	31.96	32.18	32.85	33.60	32.06	328.44	



Note: Horizontal distance axis grid lines are 200m furlongs.

Disclaimer.

HRNZ and NZMTC and Thoroughbred Ratings Pty Ltd accepts no responsibility for the completeness or accuracy of any of the information contained herein, and makes no representations about its suitability for any particular purpose. Users should make their own judgements about those matters and/or seek independent advice. You assume all risks associated with use of the data provided on this page.