



Race Results

NZ Metropolitan Trotting Club Inc, HRNZ, September 22, 2022

Compilation date: September 22, 2022, 9:04:53 PM (NZST)

Copyright © 2022 HRNZ and NZMTC. All rights reserved.

Trademarks.

StrideMASTER is a registered trademark of Thoroughbred Ratings Pty Ltd.

Disclaimer.

HRNZ and NZMTC and Thoroughbred Ratings Pty Ltd accepts no responsibility for the completeness or accuracy of any of the information contained herein, and makes no representations about its suitability for any particular purpose. Users should make their own judgements about those matters and/or seek independent advice. You assume all risks associated with use of the data provided on this page.



Race Results



September 22, 2022, Race 7, GRAPHITE DEVELOPMENTS SHOW DAY FUTURITY PRELUDE MOB PACE, Distance 2600m, Addington - Survey 3200m

Result	TAB no.	Horse (Barrier)	2600 to	2400m to
1st	7	Bach (7)	2400m	2200m
		Position in running (margin)	-	8(5.4)
		Sectional time (s)	14.08	15.21
		Cumulative time (s)	195.04	180.96
		Speed (m/s)	14.20	13.15
		Stride length (m)	6.35	5.89
		Stride duration (s)	0.445	0.448
		Stride efficiency (%)	63.09	54.21
		Stride count	31.48	33.96

Disclaimer.

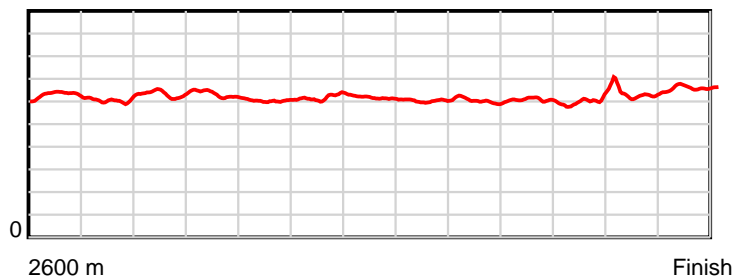
HRNZ and NZMTC and Thoroughbred Ratings Pty Ltd accepts no responsibility for the completeness or accuracy of any of the information contained herein, and makes no representations about its suitability for any particular purpose. Users should make their own judgements about those matters and/or seek independent advice. You assume all risks associated with use of the data provided on this page.

Race Results

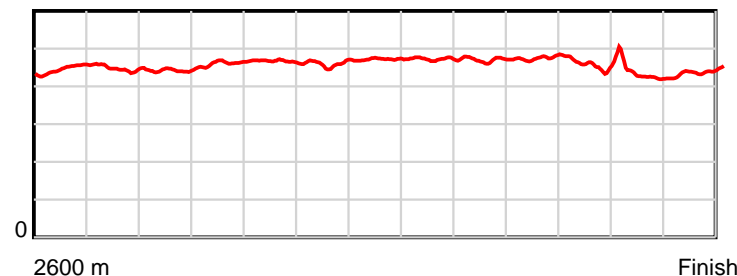
September 22, 2022, Race 7, GRAPHITE DEVELOPMENTS SHOW DAY FUTURITY PRELUDE MOB PACE, Distance 2600m, Addington - Survey 3200m

Result	TAB no.	Horse (Barrier)	2200m to	2000m to	1800m to	1600m to	1400m to	1200m to	1000m to	800m to	600m to	400m to	200m to	Total or	Margin
1st	7	Bach (7)	2000m	1800m	1600m	1400m	1200m	1000m	800m	600m	400m	200m	WP	Average	
		Position in running (margin)	7(8.6)	7(8.5)	6(5.9)	6(5.5)	6(4.9)	6(5.2)	6(5.2)	6(5.1)	6(4.0)	5(4.1)	2(2.3)		0.00
		Sectional time (s)	14.14	14.69	15.84	15.28	15.40	15.83	15.84	15.66	15.50	14.11	13.46		
		Cumulative time (s)	165.75	151.61	136.92	121.08	105.80	90.40	74.57	58.73	43.07	27.57	13.46	3:15.04	
		Speed (m/s)	14.14	13.61	12.63	13.09	12.99	12.63	12.63	12.77	12.90	14.17	14.86	13.33	
		Stride length (m)	6.25	6.28	5.89	6.04	6.12	5.97	5.95	6.07	5.94	6.06	6.55	6.10	
		Stride duration (s)	0.442	0.461	0.466	0.461	0.471	0.472	0.471	0.475	0.460	0.428	0.441	0.457	
		Stride efficiency (%)	61.00	61.55	54.16	56.92	58.59	55.67	55.33	57.65	55.10	57.34	67.14	58.11	
		Stride count	32.01	31.87	33.97	33.14	32.66	33.51	33.61	32.93	33.68	33.02	30.51	426.35	

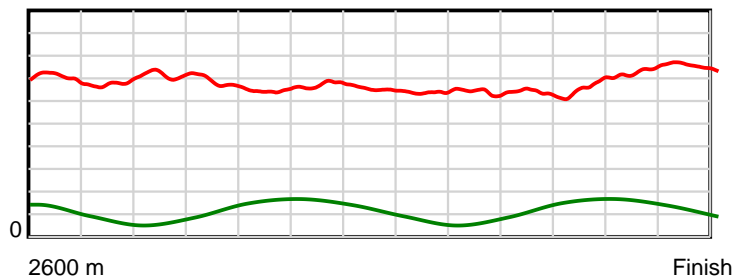
10 m Stride length



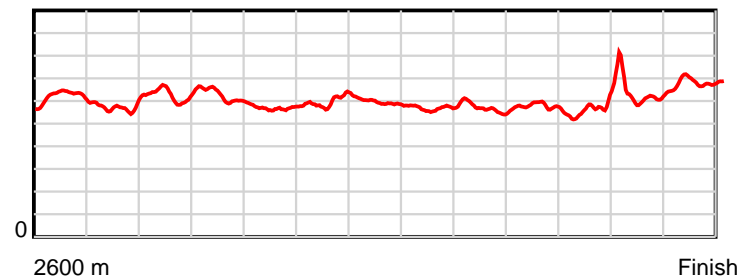
0.6 s Stride duration



20 m/sec Speed



100 % Stride efficiency



Note: Horizontal distance axis grid lines are 200m furlongs.

Disclaimer.

HRNZ and NZMTC and Thoroughbred Ratings Pty Ltd accepts no responsibility for the completeness or accuracy of any of the information contained herein, and makes no representations about its suitability for any particular purpose. Users should make their own judgements about those matters and/or seek independent advice. You assume all risks associated with use of the data provided on this page.



Race Results



September 22, 2022, Race 7, GRAPHITE DEVELOPMENTS SHOW DAY FUTURITY PRELUDE MOB PACE, Distance 2600m, Addington - Survey 3200m

Result	TAB no.	Horse (Barrier)	2600 to	2400m to
2nd	5	Sirius (5)	2400m	2200m
		Position in running (margin)	-	1(0.0)
		Sectional time (s)	13.35	14.73
		Cumulative time (s)	195.15	181.80
		Speed (m/s)	14.98	13.58
		Stride length (m)	6.56	6.03
		Stride duration (s)	0.429	0.444
		Stride efficiency (%)	67.18	56.85
		Stride count	30.50	33.16

Disclaimer.

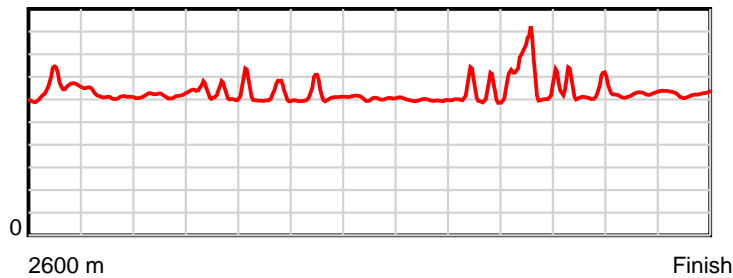
HRNZ and NZMTC and Thoroughbred Ratings Pty Ltd accepts no responsibility for the completeness or accuracy of any of the information contained herein, and makes no representations about its suitability for any particular purpose. Users should make their own judgements about those matters and/or seek independent advice. You assume all risks associated with use of the data provided on this page.

Race Results

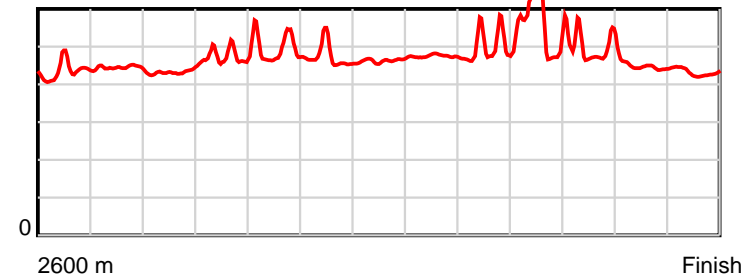
September 22, 2022, Race 7, GRAPHITE DEVELOPMENTS SHOW DAY FUTURITY PRELUDE MOB PACE, Distance 2600m, Addington - Survey 3200m

Result	TAB no.	Horse (Barrier)	2200m to	2000m to	1800m to	1600m to	1400m to	1200m to	1000m to	800m to	600m to	400m to	200m to	Total or	Margin
2nd	5	Sirius (5)	2000m	1800m	1600m	1400m	1200m	1000m	800m	600m	400m	200m	WP	Average	
		Position in running (margin)	2(0.4)	1(0.0)	1(0.0)	1(0.0)	1(0.0)	1(0.0)	1(0.0)	1(0.0)	1(0.0)	1(0.0)	1(0.0)		0.60
		Sectional time (s)	14.10	15.11	15.92	15.38	15.34	15.83	15.84	15.85	15.49	14.41	13.80		
		Cumulative time (s)	167.07	152.97	137.86	121.94	106.56	91.22	75.39	59.55	43.70	28.21	13.80	3:15.15	
		Speed (m/s)	14.18	13.24	12.56	13.00	13.04	12.63	12.63	12.62	12.91	13.88	14.49	13.32	
		Stride length (m)	6.15	6.19	6.11	6.07	6.05	5.99	6.11	6.47	6.23	6.19	6.26	6.18	
		Stride duration (s)	0.433	0.468	0.487	0.467	0.464	0.474	0.484	0.513	0.483	0.446	0.432	0.464	
		Stride efficiency (%)	59.05	59.87	58.38	57.61	57.27	56.09	58.40	65.43	60.63	59.87	61.25	59.72	
		Stride count	32.54	32.31	32.72	32.94	33.04	33.38	32.72	30.91	32.11	32.31	31.94	420.58	

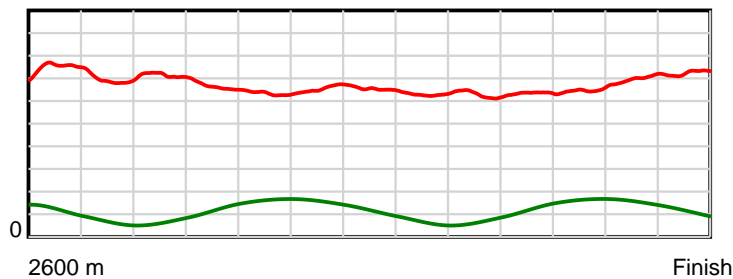
10 m Stride length



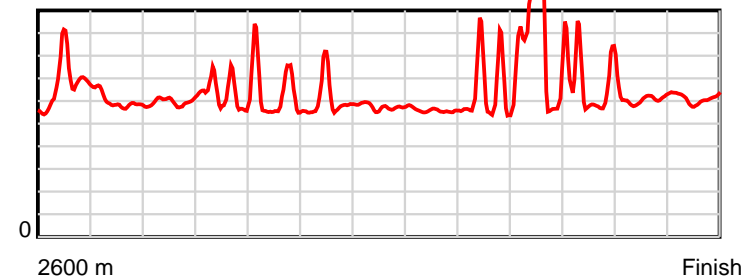
0.6 s Stride duration



20 m/sec Speed



100 % Stride efficiency



Note: Horizontal distance axis grid lines are 200m furlongs.

Disclaimer.

HRNZ and NZMTC and Thoroughbred Ratings Pty Ltd accepts no responsibility for the completeness or accuracy of any of the information contained herein, and makes no representations about its suitability for any particular purpose. Users should make their own judgements about those matters and/or seek independent advice. You assume all risks associated with use of the data provided on this page.



Race Results



September 22, 2022, Race 7, GRAPHITE DEVELOPMENTS SHOW DAY FUTURITY PRELUDE MOB PACE, Distance 2600m, Addington - Survey 3200m

Result	TAB no.	Horse (Barrier)	2600 to	2400m to
3rd	8	Theresa Love (8)	2400m	2200m
		Position in running (margin)	-	7(5.4)
		Sectional time (s)	14.18	15.50
		Cumulative time (s)	195.63	181.45
		Speed (m/s)	14.10	12.90
		Stride length (m)	6.22	5.91
		Stride duration (s)	0.439	0.458
		Stride efficiency (%)	60.37	54.56
		Stride count	32.18	33.85

Disclaimer.

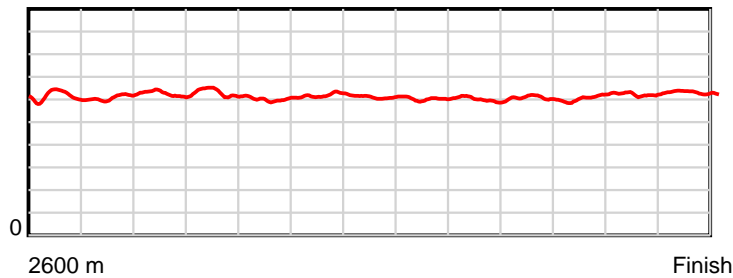
HRNZ and NZMTC and Thoroughbred Ratings Pty Ltd accepts no responsibility for the completeness or accuracy of any of the information contained herein, and makes no representations about its suitability for any particular purpose. Users should make their own judgements about those matters and/or seek independent advice. You assume all risks associated with use of the data provided on this page.

Race Results

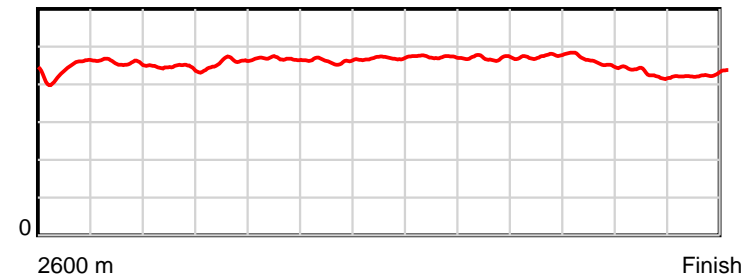
September 22, 2022, Race 7, GRAPHITE DEVELOPMENTS SHOW DAY FUTURITY PRELUDE MOB PACE, Distance 2600m, Addington - Survey 3200m

Result	TAB no.	Horse (Barrier)	2200m to	2000m to	1800m to	1600m to	1400m to	1200m to	1000m to	800m to	600m to	400m to	200m to	Total or	Margin
3rd	8	Theresa Love (8)	2000m	1800m	1600m	1400m	1200m	1000m	800m	600m	400m	200m	WP	Average	
		Position in running (margin)	8(10.3)	8(11.5)	8(7.9)	8(7.7)	8(6.5)	8(7.0)	8(7.3)	8(7.0)	8(6.1)	7(5.9)	5(4.6)		3.30
		Sectional time (s)	14.36	14.51	15.88	15.19	15.41	15.88	15.79	15.70	15.47	14.19	13.57		
		Cumulative time (s)	165.95	151.59	137.08	121.20	106.01	90.60	74.72	58.93	43.23	27.76	13.57	3:15.63	
		Speed (m/s)	13.93	13.78	12.59	13.17	12.98	12.59	12.67	12.74	12.93	14.09	14.74	13.29	
		Stride length (m)	6.20	6.31	5.89	6.08	6.10	5.95	5.95	6.06	5.94	6.02	6.29	6.07	
		Stride duration (s)	0.445	0.458	0.468	0.462	0.470	0.472	0.470	0.476	0.459	0.427	0.427	0.456	
		Stride efficiency (%)	60.09	62.22	54.20	57.83	58.05	55.25	55.27	57.45	55.06	56.64	61.81	57.51	
		Stride count	32.25	31.69	33.96	32.88	32.81	33.64	33.63	32.99	33.69	33.22	31.80	428.59	

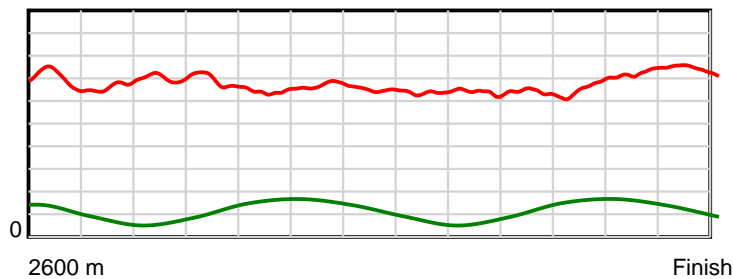
10 m Stride length



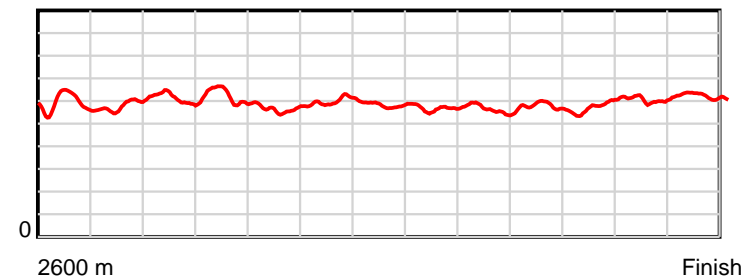
0.6 s Stride duration



20 m/sec Speed



100 % Stride efficiency



Note: Horizontal distance axis grid lines are 200m furlongs.

Disclaimer.

HRNZ and NZMTC and Thoroughbred Ratings Pty Ltd accepts no responsibility for the completeness or accuracy of any of the information contained herein, and makes no representations about its suitability for any particular purpose. Users should make their own judgements about those matters and/or seek independent advice. You assume all risks associated with use of the data provided on this page.



Race Results



September 22, 2022, Race 7, GRAPHITE DEVELOPMENTS SHOW DAY FUTURITY PRELUDE MOB PACE, Distance 2600m, Addington - Survey 3200m

Result	TAB no.	Horse (Barrier)	2600 to	2400m to
4th	4	Tower Of Love (4)	2400m	2200m
		Position in running (margin)	-	2(0.1)
		Sectional time (s)	13.31	14.66
		Cumulative time (s)	196.28	182.97
		Speed (m/s)	15.02	13.64
		Stride length (m)	6.68	6.38
		Stride duration (s)	0.440	0.468
		Stride efficiency (%)	69.80	63.61
		Stride count	29.93	31.35

Disclaimer.

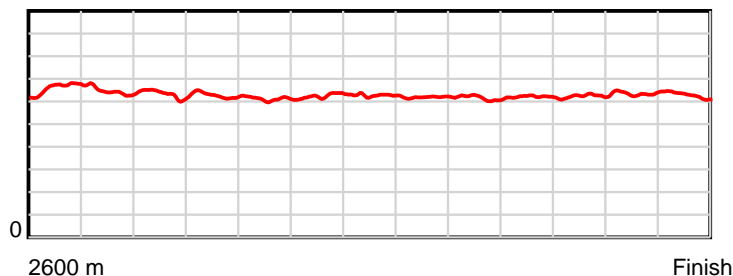
HRNZ and NZMTC and Thoroughbred Ratings Pty Ltd accepts no responsibility for the completeness or accuracy of any of the information contained herein, and makes no representations about its suitability for any particular purpose. Users should make their own judgements about those matters and/or seek independent advice. You assume all risks associated with use of the data provided on this page.

Race Results

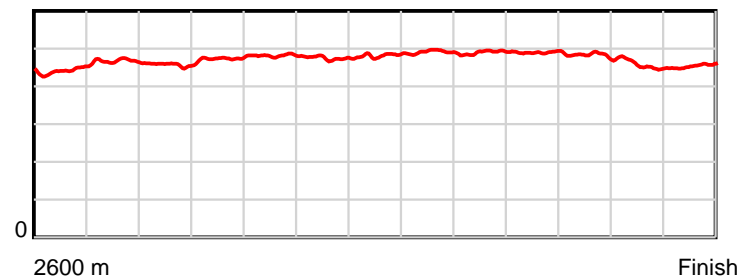
September 22, 2022, Race 7, GRAPHITE DEVELOPMENTS SHOW DAY FUTURITY PRELUDE MOB PACE, Distance 2600m, Addington - Survey 3200m

Result	TAB no.	Horse (Barrier)	2200m to	2000m to	1800m to	1600m to	1400m to	1200m to	1000m to	800m to	600m to	400m to	200m to	Total or	Margin
4th	4	Tower Of Love (4)	2000m	1800m	1600m	1400m	1200m	1000m	800m	600m	400m	200m	WP	Average	
		Position in running (margin)	1(0.0)	2(2.3)	2(2.0)	3(2.1)	3(1.6)	3(1.6)	2(1.5)	3(2.1)	3(1.8)	2(2.0)	3(2.7)		6.90
		Sectional time (s)	14.54	15.07	15.93	15.31	15.34	15.81	15.95	15.80	15.52	14.53	14.51		
		Cumulative time (s)	168.31	153.77	138.70	122.77	107.46	92.12	76.31	60.36	44.56	29.04	14.51	3:16.28	
		Speed (m/s)	13.76	13.27	12.55	13.06	13.04	12.65	12.54	12.66	12.89	13.76	13.78	13.25	
		Stride length (m)	6.29	6.29	6.04	6.20	6.28	6.21	6.14	6.20	6.21	6.29	6.27	6.27	
		Stride duration (s)	0.457	0.474	0.481	0.475	0.482	0.491	0.489	0.490	0.482	0.457	0.455	0.473	
		Stride efficiency (%)	61.77	61.81	57.09	60.16	61.67	60.31	58.89	60.14	60.24	61.92	61.36	61.35	
		Stride count	31.81	31.80	33.09	32.23	31.84	32.19	32.58	32.24	32.21	31.77	31.92	414.96	

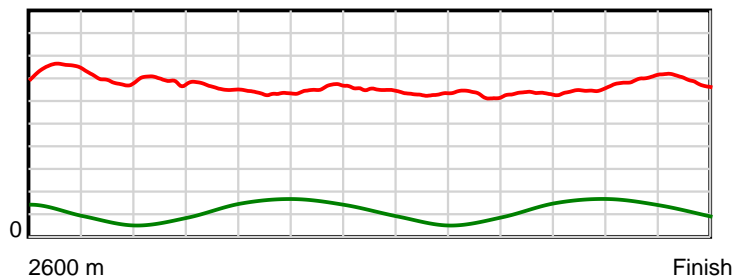
10 m Stride length



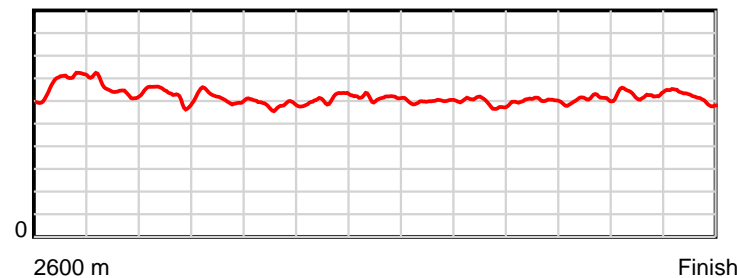
0.6 s Stride duration



20 m/sec Speed



100 % Stride efficiency



Note: Horizontal distance axis grid lines are 200m furlongs.

Disclaimer.

HRNZ and NZMTC and Thoroughbred Ratings Pty Ltd accepts no responsibility for the completeness or accuracy of any of the information contained herein, and makes no representations about its suitability for any particular purpose. Users should make their own judgements about those matters and/or seek independent advice. You assume all risks associated with use of the data provided on this page.



Race Results



September 22, 2022, Race 7, GRAPHITE DEVELOPMENTS SHOW DAY FUTURITY PRELUDE MOB PACE, Distance 2600m, Addington - Survey 3200m

Result	TAB no.	Horse (Barrier)	2600 to	2400m to
5th	1	Pearl's A Sing... (1)	2400m	2200m
		Position in running (margin)	-	3(1.5)
		Sectional time (s)	13.66	14.81
		Cumulative time (s)	196.52	182.86
		Speed (m/s)	14.64	13.50
		Stride length (m)	6.69	6.62
		Stride duration (s)	0.448	0.490
		Stride efficiency (%)	69.97	68.40
		Stride count	29.89	30.23

Disclaimer.

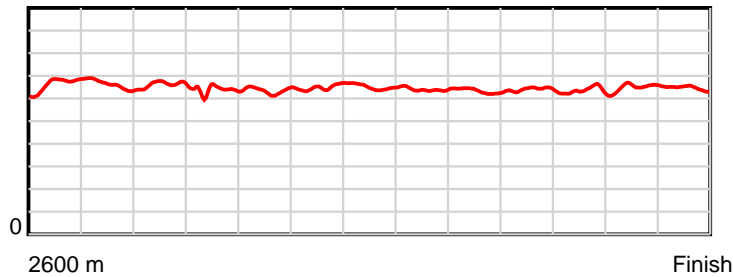
HRNZ and NZMTC and Thoroughbred Ratings Pty Ltd accepts no responsibility for the completeness or accuracy of any of the information contained herein, and makes no representations about its suitability for any particular purpose. Users should make their own judgements about those matters and/or seek independent advice. You assume all risks associated with use of the data provided on this page.

Race Results

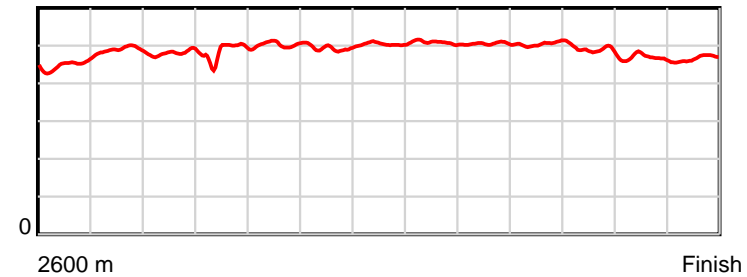
September 22, 2022, Race 7, GRAPHITE DEVELOPMENTS SHOW DAY FUTURITY PRELUDE MOB PACE, Distance 2600m, Addington - Survey 3200m

Result	TAB no.	Horse (Barrier)	2200m to	2000m to	1800m to	1600m to	1400m to	1200m to	1000m to	800m to	600m to	400m to	200m to	Total or	Margin
5th	1	Pearl's A Sing... (1)	2000m	1800m	1600m	1400m	1200m	1000m	800m	600m	400m	200m	WP	Average	
		Position in running (margin)	3(2.4)	4(4.6)	5(5.0)	5(5.0)	5(4.0)	5(4.7)	5(4.5)	5(4.2)	5(4.0)	6(4.7)	6(4.8)		8.20
		Sectional time (s)	14.53	15.18	15.91	15.22	15.46	15.80	15.78	15.81	15.61	14.43	14.32		
		Cumulative time (s)	168.05	153.52	138.34	122.43	107.21	91.75	75.95	60.17	44.36	28.75	14.32	3:16.52	
		Speed (m/s)	13.76	13.18	12.57	13.14	12.94	12.66	12.67	12.65	12.81	13.86	13.97	13.23	
		Stride length (m)	6.62	6.37	6.32	6.48	6.52	6.44	6.40	6.39	6.28	6.48	6.51	6.47	
		Stride duration (s)	0.481	0.484	0.503	0.493	0.504	0.509	0.505	0.505	0.490	0.468	0.467	0.489	
		Stride efficiency (%)	68.39	63.46	62.44	65.69	66.46	64.72	63.98	63.75	61.62	65.64	66.32	65.38	
		Stride count	30.23	31.38	31.64	30.85	30.67	31.08	31.26	31.31	31.85	30.86	30.70	401.95	

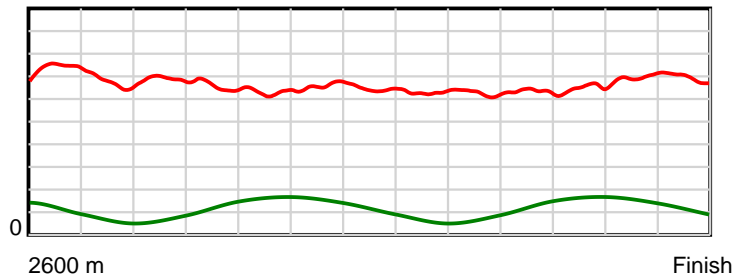
10 m Stride length



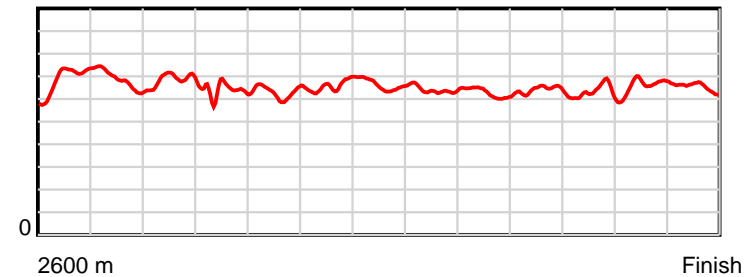
0.6 s Stride duration



20 m/sec Speed



100 % Stride efficiency



Note: Horizontal distance axis grid lines are 200m furlongs.

Disclaimer.

HRNZ and NZMTC and Thoroughbred Ratings Pty Ltd accepts no responsibility for the completeness or accuracy of any of the information contained herein, and makes no representations about its suitability for any particular purpose. Users should make their own judgements about those matters and/or seek independent advice. You assume all risks associated with use of the data provided on this page.



Race Results



September 22, 2022, Race 7, GRAPHITE DEVELOPMENTS SHOW DAY FUTURITY PRELUDE MOB PACE, Distance 2600m, Addington - Survey 3200m

Result	TAB no.	Horse (Barrier)	2600 to	2400m to
6th	3	I'm Your Huckl... (3)	2400m	2200m
		Position in running (margin)	-	6(4.4)
		Sectional time (s)	13.90	14.83
		Cumulative time (s)	196.62	182.72
		Speed (m/s)	14.39	13.49
		Stride length (m)	6.08	5.97
		Stride duration (s)	0.420	0.443
		Stride efficiency (%)	57.78	55.78
		Stride count	32.89	33.48

Disclaimer.

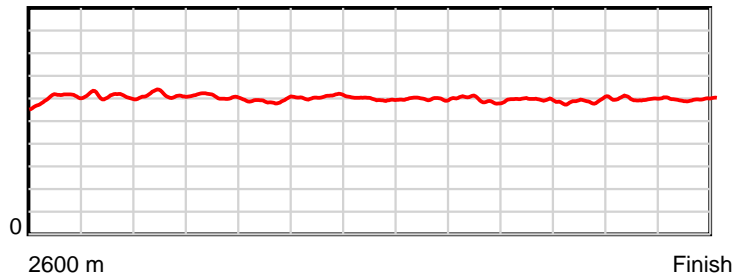
HRNZ and NZMTC and Thoroughbred Ratings Pty Ltd accepts no responsibility for the completeness or accuracy of any of the information contained herein, and makes no representations about its suitability for any particular purpose. Users should make their own judgements about those matters and/or seek independent advice. You assume all risks associated with use of the data provided on this page.

Race Results

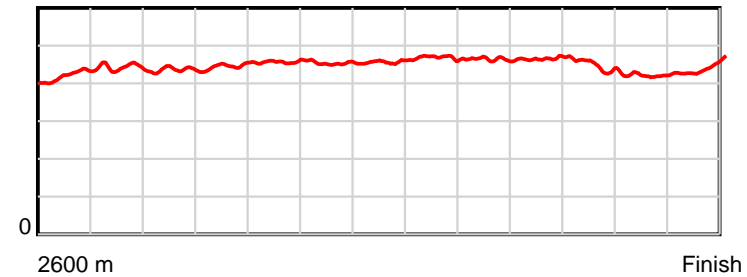
September 22, 2022, Race 7, GRAPHITE DEVELOPMENTS SHOW DAY FUTURITY PRELUDE MOB PACE, Distance 2600m, Addington - Survey 3200m

Result	TAB no.	Horse (Barrier)	2200m to	2000m to	1800m to	1600m to	1400m to	1200m to	1000m to	800m to	600m to	400m to	200m to	Total or	Margin
6th	3	I'm Your Huckl... (3)	2000m	1800m	1600m	1400m	1200m	1000m	800m	600m	400m	200m	WP	Average	
		Position in running (margin)	6(5.3)	5(6.7)	4(4.2)	4(4.1)	4(2.9)	4(3.4)	4(3.4)	4(3.0)	4(2.3)	4(2.4)	4(2.8)		8.70
		Sectional time (s)	14.38	14.69	15.90	15.19	15.41	15.84	15.77	15.74	15.51	14.48	14.98		
		Cumulative time (s)	167.89	153.51	138.82	122.92	107.73	92.32	76.48	60.71	44.97	29.46	14.98	3:16.62	
		Speed (m/s)	13.91	13.61	12.58	13.17	12.98	12.63	12.68	12.71	12.89	13.81	13.35	13.22	
		Stride length (m)	6.05	6.06	5.74	5.97	5.92	5.91	5.88	5.92	5.74	5.82	5.92	5.92	
		Stride duration (s)	0.435	0.445	0.456	0.453	0.456	0.468	0.464	0.466	0.445	0.422	0.443	0.448	
		Stride efficiency (%)	57.23	57.35	51.48	55.67	54.83	54.56	54.06	54.80	51.43	52.99	54.79	54.77	
		Stride count	33.05	33.01	34.85	33.51	33.76	33.85	34.00	33.77	34.86	34.35	33.78	439.16	

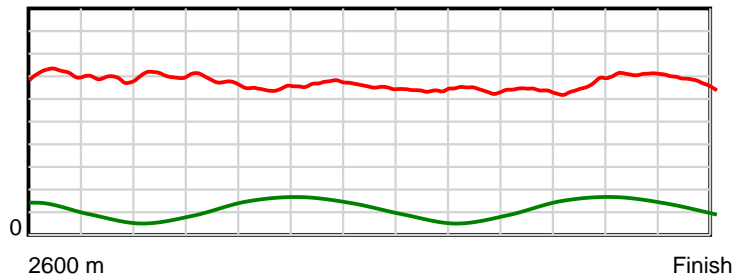
10 m Stride length



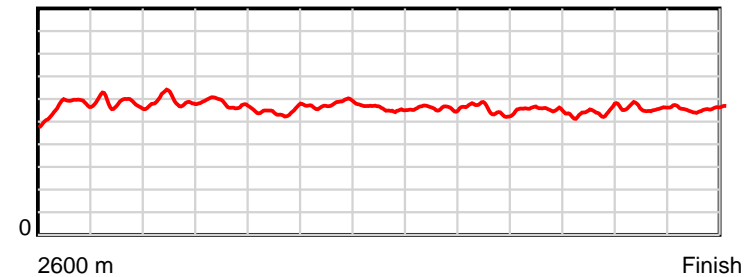
0.6 s Stride duration



20 m/sec Speed



100 % Stride efficiency



Note: Horizontal distance axis grid lines are 200m furlongs.

Disclaimer.

HRNZ and NZMTC and Thoroughbred Ratings Pty Ltd accepts no responsibility for the completeness or accuracy of any of the information contained herein, and makes no representations about its suitability for any particular purpose. Users should make their own judgements about those matters and/or seek independent advice. You assume all risks associated with use of the data provided on this page.



Race Results



September 22, 2022, Race 7, GRAPHITE DEVELOPMENTS SHOW DAY FUTURITY PRELUDE MOB PACE, Distance 2600m, Addington - Survey 3200m

Result	TAB no.	Horse (Barrier)	2600 to	2400m to
7th	2	Rita Bonita (2)	2400m	2200m
		Position in running (margin)	-	5(3.4)
		Sectional time (s)	13.77	14.87
		Cumulative time (s)	197.22	183.45
		Speed (m/s)	14.52	13.45
		Stride length (m)	6.35	6.20
		Stride duration (s)	0.437	0.461
		Stride efficiency (%)	62.97	60.16
		Stride count	31.51	32.23

Disclaimer.

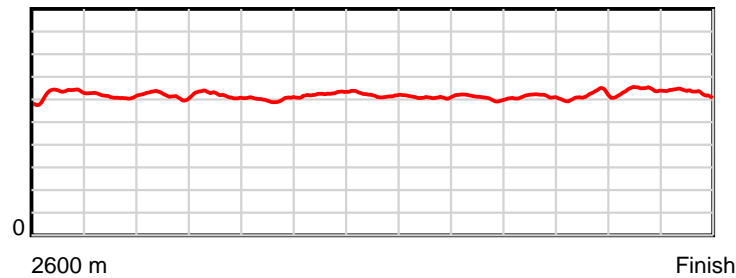
HRNZ and NZMTC and Thoroughbred Ratings Pty Ltd accepts no responsibility for the completeness or accuracy of any of the information contained herein, and makes no representations about its suitability for any particular purpose. Users should make their own judgements about those matters and/or seek independent advice. You assume all risks associated with use of the data provided on this page.

Race Results

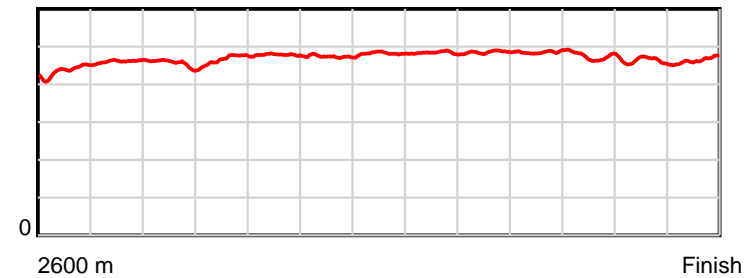
September 22, 2022, Race 7, GRAPHITE DEVELOPMENTS SHOW DAY FUTURITY PRELUDE MOB PACE, Distance 2600m, Addington - Survey 3200m

Result	TAB no.	Horse (Barrier)	2200m to	2000m to	1800m to	1600m to	1400m to	1200m to	1000m to	800m to	600m to	400m to	200m to	Total or	Margin
7th	2	Rita Bonita (2)	2000m	1800m	1600m	1400m	1200m	1000m	800m	600m	400m	200m	WP	Average	
		Position in running (margin)	5(4.6)	6(7.9)	7(6.7)	7(6.9)	7(5.9)	7(6.6)	7(6.2)	7(5.9)	7(5.7)	8(6.0)	7(7.0)		12.10
		Sectional time (s)	14.70	14.92	15.95	15.22	15.45	15.77	15.80	15.80	15.54	14.59	14.84		
		Cumulative time (s)	168.58	153.88	138.96	123.01	107.79	92.34	76.57	60.77	44.97	29.43	14.84	3:17.22	
		Speed (m/s)	13.61	13.40	12.54	13.14	12.94	12.68	12.66	12.66	12.87	13.71	13.48	13.18	
		Stride length (m)	6.20	6.25	6.00	6.22	6.24	6.14	6.14	6.14	6.12	6.33	6.27	6.20	
		Stride duration (s)	0.456	0.466	0.478	0.473	0.482	0.484	0.485	0.485	0.475	0.462	0.466	0.470	
		Stride efficiency (%)	60.02	61.03	56.16	60.38	60.89	58.87	58.95	58.95	58.47	62.69	61.52	60.05	
		Stride count	32.27	32.00	33.36	32.17	32.04	32.58	32.56	32.56	32.70	31.58	31.87	419.43	

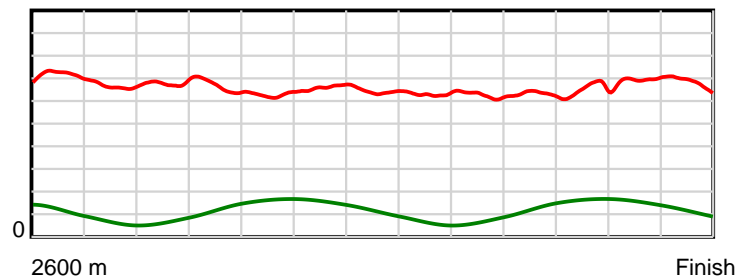
10 m Stride length



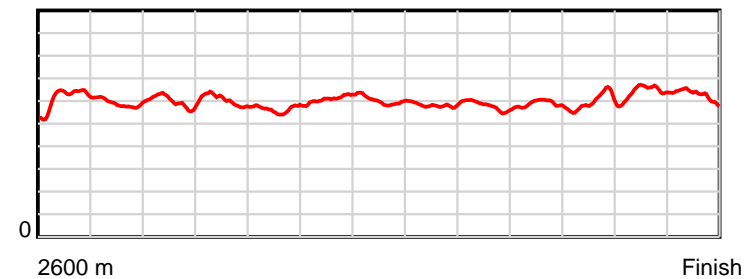
0.6 s Stride duration



20 m/sec Speed



100 % Stride efficiency



Note: Horizontal distance axis grid lines are 200m furlongs.

Disclaimer.

HRNZ and NZMTC and Thoroughbred Ratings Pty Ltd accepts no responsibility for the completeness or accuracy of any of the information contained herein, and makes no representations about its suitability for any particular purpose. Users should make their own judgements about those matters and/or seek independent advice. You assume all risks associated with use of the data provided on this page.



Race Results



September 22, 2022, Race 7, GRAPHITE DEVELOPMENTS SHOW DAY FUTURITY PRELUDE MOB PACE, Distance 2600m, Addington - Survey 3200m

Result	TAB no.	Horse (Barrier)	2600 to	2400m to
8th	6	Mee Too (6)	2400m	2200m
		Position in running (margin)	-	4(2.0)
		Sectional time (s)	13.65	14.75
		Cumulative time (s)	199.56	185.91
		Speed (m/s)	14.65	13.56
		Stride length (m)	6.37	6.14
		Stride duration (s)	0.431	0.453
		Stride efficiency (%)	63.37	58.91
		Stride count	31.41	32.57

Disclaimer.

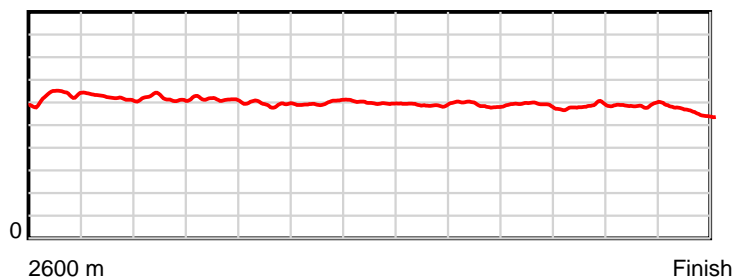
HRNZ and NZMTC and Thoroughbred Ratings Pty Ltd accepts no responsibility for the completeness or accuracy of any of the information contained herein, and makes no representations about its suitability for any particular purpose. Users should make their own judgements about those matters and/or seek independent advice. You assume all risks associated with use of the data provided on this page.

Race Results

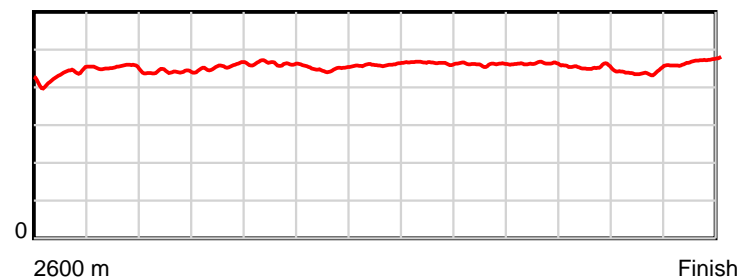
September 22, 2022, Race 7, GRAPHITE DEVELOPMENTS SHOW DAY FUTURITY PRELUDE MOB PACE, Distance 2600m, Addington - Survey 3200m

Result	TAB no.	Horse (Barrier)	2200m to	2000m to	1800m to	1600m to	1400m to	1200m to	1000m to	800m to	600m to	400m to	200m to	Total or	Margin
8th	6	Mee Too (6)	2000m	1800m	1600m	1400m	1200m	1000m	800m	600m	400m	200m	WP	Average	
		Position in running (margin)	4(2.5)	3(3.8)	3(2.3)	2(2.0)	2(1.6)	2(1.6)	3(1.8)	2(1.1)	2(0.1)	3(2.3)	8(8.2)		25.10
		Sectional time (s)	14.38	14.86	15.87	15.30	15.35	15.86	15.73	15.68	15.86	15.40	16.87		
		Cumulative time (s)	171.16	156.78	141.92	126.05	110.75	95.40	79.54	63.81	48.13	32.27	16.87	3:19.56	
		Speed (m/s)	13.91	13.46	12.60	13.07	13.03	12.61	12.71	12.76	12.61	12.99	11.86	13.03	
		Stride length (m)	6.13	6.13	5.83	5.88	5.99	5.86	5.86	5.90	5.70	5.75	5.57	5.93	
		Stride duration (s)	0.441	0.456	0.463	0.450	0.460	0.464	0.461	0.463	0.452	0.442	0.470	0.455	
		Stride efficiency (%)	58.78	58.75	53.16	54.03	56.16	53.62	53.69	54.42	50.81	51.60	48.56	54.87	
		Stride count	32.61	32.62	34.29	34.01	33.36	34.14	34.12	33.89	35.07	34.81	35.88	438.78	

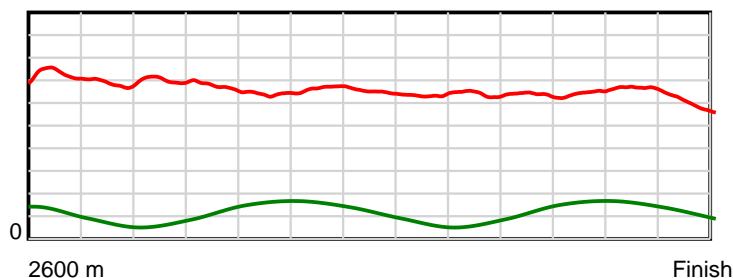
10 m Stride length



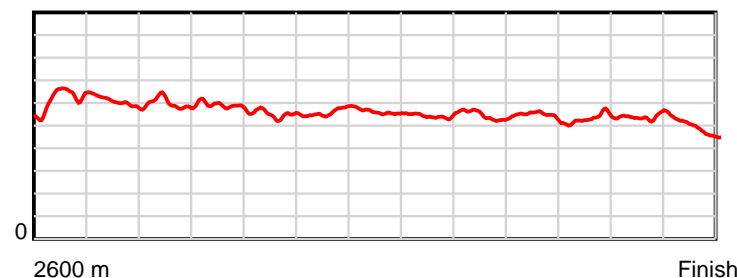
0.6 s Stride duration



20 m/sec Speed



100 % Stride efficiency



Note: Horizontal distance axis grid lines are 200m furlongs.

Disclaimer.

HRNZ and NZMTC and Thoroughbred Ratings Pty Ltd accepts no responsibility for the completeness or accuracy of any of the information contained herein, and makes no representations about its suitability for any particular purpose. Users should make their own judgements about those matters and/or seek independent advice. You assume all risks associated with use of the data provided on this page.