



Race Results

NZ Metropolitan Trotting Club Inc, HRNZ, September 22, 2022

Compilation date: September 22, 2022, 9:35:04 PM (NZST)

Copyright © 2022 HRNZ and NZMTC. All rights reserved.

Trademarks.

StrideMASTER is a registered trademark of Thoroughbred Ratings Pty Ltd.

Disclaimer.

HRNZ and NZMTC and Thoroughbred Ratings Pty Ltd accepts no responsibility for the completeness or accuracy of any of the information contained herein, and makes no representations about its suitability for any particular purpose. Users should make their own judgements about those matters and/or seek independent advice. You assume all risks associated with use of the data provided on this page.



Race Results



September 22, 2022, Race 8, HYDROFLOW HANDICAP TROT, Distance 2600m, Addington - Survey 3200m

Result	TAB no.	Horse (Barrier)	2600 to	2400m to
1st	5	Royal Del (3)	2400m	2200m
		Position in running (margin)	-	5(8.8)
		Sectional time (s)	18.30	15.10
		Cumulative time (s)	200.87	182.57
		Speed (m/s)	10.93	13.25
		Stride length (m)	5.36	5.73
		Stride duration (s)	0.450	0.432
		Stride efficiency (%)	44.96	51.31
		Stride count	37.29	34.90

Disclaimer.

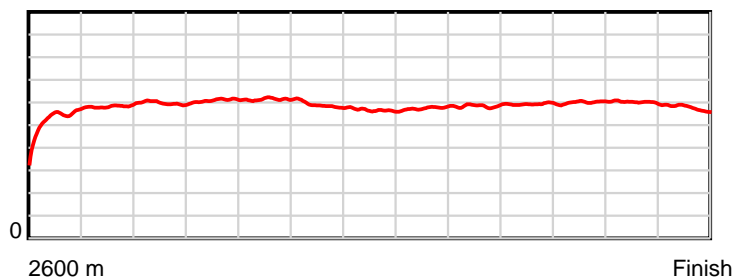
HRNZ and NZMTC and Thoroughbred Ratings Pty Ltd accepts no responsibility for the completeness or accuracy of any of the information contained herein, and makes no representations about its suitability for any particular purpose. Users should make their own judgements about those matters and/or seek independent advice. You assume all risks associated with use of the data provided on this page.

Race Results

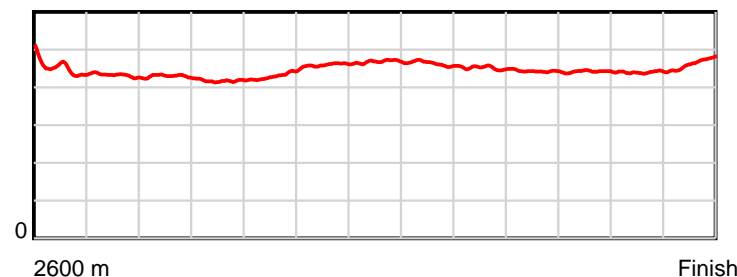
September 22, 2022, Race 8, HYDROFLOW HANDICAP TROT, Distance 2600m, Addington - Survey 3200m

Result	TAB no.	Horse (Barrier)	2200m to	2000m to	1800m to	1600m to	1400m to	1200m to	1000m to	800m to	600m to	400m to	200m to	Total or	Margin
1st	5	Royal Del (3)	2000m	1800m	1600m	1400m	1200m	1000m	800m	600m	400m	200m	WP	Average	
		Position in running (margin)	4(7.2)	3(3.2)	2(1.0)	1(0.0)	1(0.0)	1(0.0)	1(0.0)	1(0.0)	1(0.0)	1(0.0)	1(0.0)		0.00
		Sectional time (s)	14.64	13.72	14.33	15.88	16.54	16.10	15.38	14.98	14.86	14.82	16.22		
		Cumulative time (s)	167.47	152.83	139.11	124.78	108.90	92.36	76.26	60.88	45.90	31.04	16.22	3:20.87	
		Speed (m/s)	13.66	14.58	13.96	12.59	12.09	12.42	13.00	13.35	13.46	13.50	12.33	12.94	
		Stride length (m)	5.86	6.08	6.02	5.79	5.66	5.76	5.87	5.91	5.94	5.94	5.74	5.82	
		Stride duration (s)	0.429	0.417	0.431	0.460	0.468	0.463	0.451	0.443	0.442	0.440	0.466	0.449	
		Stride efficiency (%)	53.75	57.81	56.59	52.39	50.11	51.76	53.84	54.59	55.21	55.14	51.56	52.85	
		Stride count	34.10	32.88	33.23	34.54	35.32	34.75	34.07	33.84	33.65	33.67	34.82	447.06	

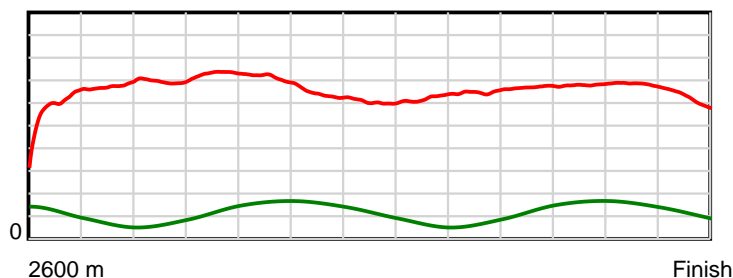
10 m Stride length



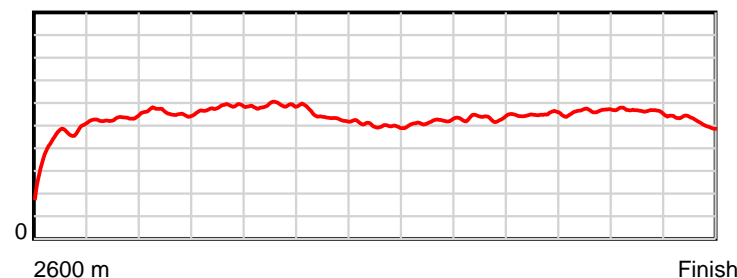
0.6 s Stride duration



20 m/sec Speed



100 % Stride efficiency



Note: Horizontal distance axis grid lines are 200m furlongs.

Disclaimer.

HRNZ and NZMTC and Thoroughbred Ratings Pty Ltd accepts no responsibility for the completeness or accuracy of any of the information contained herein, and makes no representations about its suitability for any particular purpose. Users should make their own judgements about those matters and/or seek independent advice. You assume all risks associated with use of the data provided on this page.



Race Results



September 22, 2022, Race 8, HYDROFLOW HANDICAP TROT, Distance 2600m, Addington - Survey 3200m

Result	TAB no.	Horse (Barrier)	2600 to	2400m to
2nd	2	Prince Teka (5)	2400m	2200m
		Position in running (margin)	-	1(0.0)
		Sectional time (s)	16.61	15.37
		Cumulative time (s)	201.69	185.08
		Speed (m/s)	12.04	13.01
		Stride length (m)	5.37	5.92
		Stride duration (s)	0.452	0.455
		Stride efficiency (%)	45.13	54.84
		Stride count	37.22	33.76

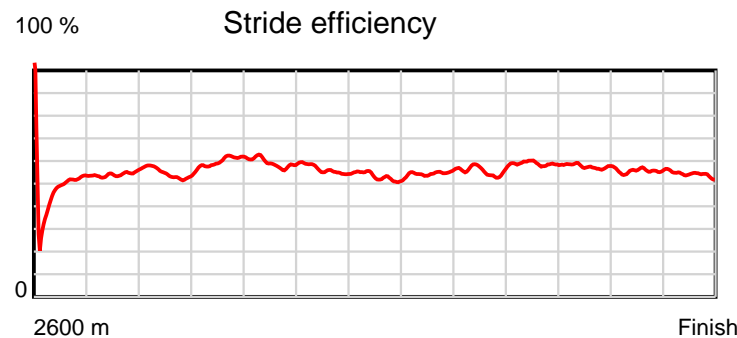
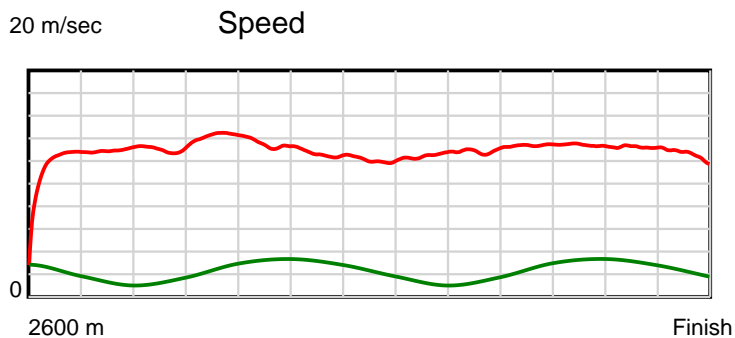
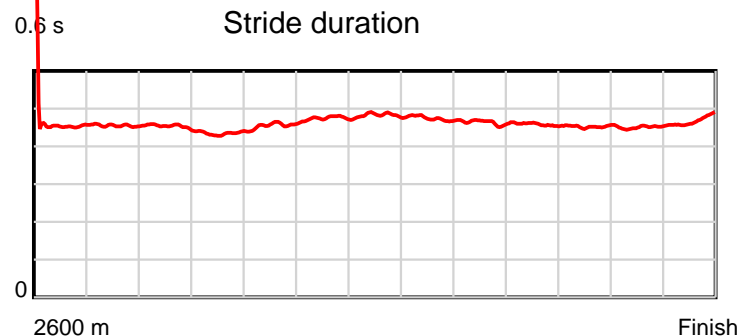
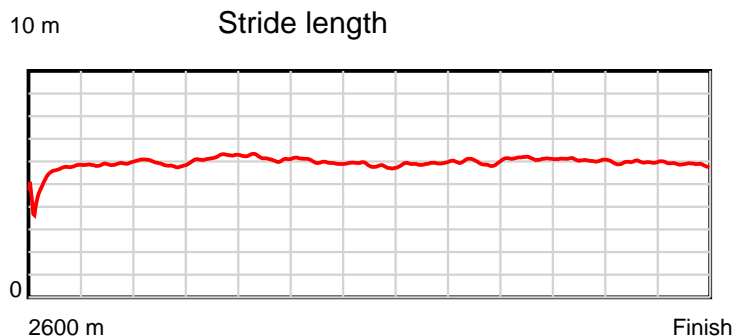
Disclaimer.

HRNZ and NZMTC and Thoroughbred Ratings Pty Ltd accepts no responsibility for the completeness or accuracy of any of the information contained herein, and makes no representations about its suitability for any particular purpose. Users should make their own judgements about those matters and/or seek independent advice. You assume all risks associated with use of the data provided on this page.

Race Results

September 22, 2022, Race 8, HYDROFLOW HANDICAP TROT, Distance 2600m, Addington - Survey 3200m

Result	TAB no.	Horse (Barrier)	2200m to	2000m to	1800m to	1600m to	1400m to	1200m to	1000m to	800m to	600m to	400m to	200m to	Total or	Margin
2nd	2	Prince Teka (5)	2000m	1800m	1600m	1400m	1200m	1000m	800m	600m	400m	200m	WP	Average	
		Position in running (margin)	1(0.0)	1(0.0)	1(0.0)	2(2.4)	2(2.4)	2(2.4)	2(2.0)	3(2.3)	3(2.1)	2(3.4)	2(5.9)		4.60
		Sectional time (s)	15.31	14.08	14.90	15.88	16.54	16.02	15.43	14.95	15.08	15.24	16.28		
		Cumulative time (s)	169.71	154.40	140.32	125.42	109.54	93.00	76.98	61.55	46.60	31.52	16.28	3:21.69	
		Speed (m/s)	13.06	14.20	13.42	12.59	12.09	12.48	12.96	13.38	13.26	13.12	12.29	12.89	
		Stride length (m)	5.93	6.18	6.11	5.97	5.83	5.92	6.01	6.14	6.00	5.91	5.77	5.92	
		Stride duration (s)	0.454	0.435	0.455	0.474	0.483	0.474	0.464	0.459	0.453	0.451	0.470	0.459	
		Stride efficiency (%)	54.97	59.60	58.33	55.71	53.19	54.79	56.42	58.85	56.33	54.65	51.98	54.80	
		Stride count	33.72	32.39	32.73	33.50	34.28	33.78	33.29	32.59	33.31	33.82	34.68	439.07	



Note: Horizontal distance axis grid lines are 200m furlongs.

Disclaimer.

HRNZ and NZMTC and Thoroughbred Ratings Pty Ltd accepts no responsibility for the completeness or accuracy of any of the information contained herein, and makes no representations about its suitability for any particular purpose. Users should make their own judgements about those matters and/or seek independent advice. You assume all risks associated with use of the data provided on this page.



Race Results



September 22, 2022, Race 8, HYDROFLOW HANDICAP TROT, Distance 2600m, Addington - Survey 3200m

Result	TAB no.	Horse (Barrier)	2600 to	2400m to
3rd	6	Test The Bound... (6)	2400m	2200m
		Position in running (margin)	-	6(11.5)
		Sectional time (s)	18.68	15.27
		Cumulative time (s)	202.14	183.46
		Speed (m/s)	10.71	13.10
		Stride length (m)	5.81	6.34
		Stride duration (s)	0.486	0.484
		Stride efficiency (%)	52.66	62.87
		Stride count	34.45	31.53

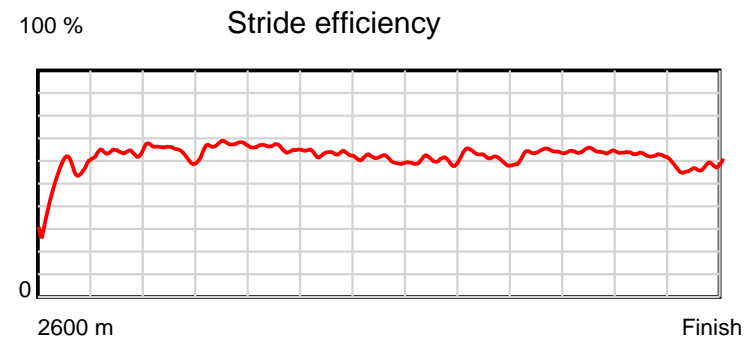
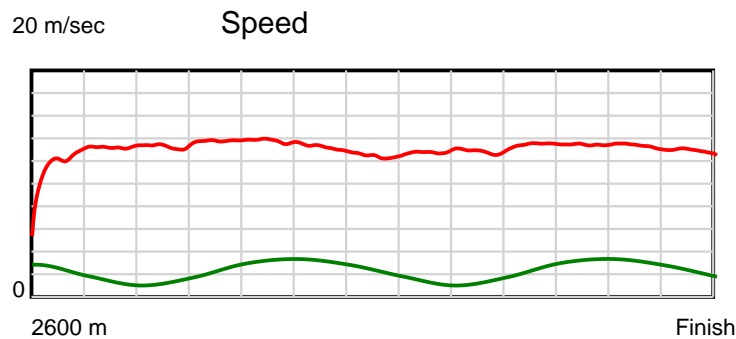
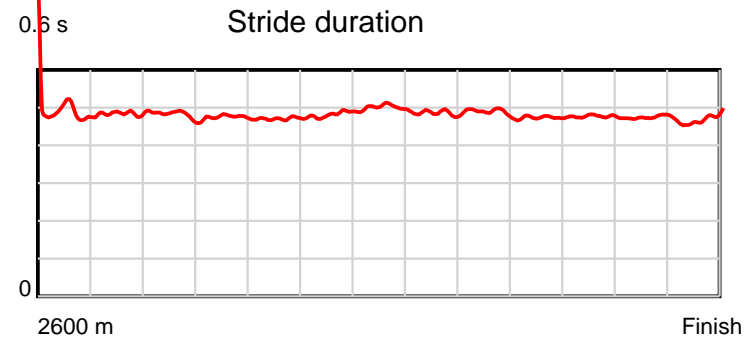
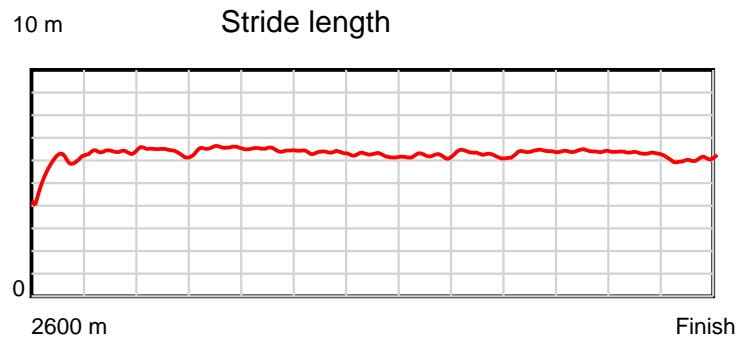
Disclaimer.

HRNZ and NZMTC and Thoroughbred Ratings Pty Ltd accepts no responsibility for the completeness or accuracy of any of the information contained herein, and makes no representations about its suitability for any particular purpose. Users should make their own judgements about those matters and/or seek independent advice. You assume all risks associated with use of the data provided on this page.

Race Results

September 22, 2022, Race 8, HYDROFLOW HANDICAP TROT, Distance 2600m, Addington - Survey 3200m

Result	TAB no.	Horse (Barrier)	2200m to	2000m to	1800m to	1600m to	1400m to	1200m to	1000m to	800m to	600m to	400m to	200m to	Total or	Margin
3rd	6	Test The Bound... (6)	2000m	1800m	1600m	1400m	1200m	1000m	800m	600m	400m	200m	WP	Average	
		Position in running (margin)	6(10.9)	6(10.1)	6(12.5)	6(13.8)	6(10.6)	6(7.7)	6(5.6)	6(7.3)	6(6.5)	7(8.3)	6(11.8)		7.10
		Sectional time (s)	15.18	14.48	14.72	15.34	16.05	15.75	15.66	14.85	15.16	15.39	15.61		
		Cumulative time (s)	168.19	153.01	138.53	123.81	108.47	92.42	76.67	61.01	46.16	31.00	15.61	3:22.14	
		Speed (m/s)	13.18	13.81	13.59	13.04	12.46	12.70	12.77	13.47	13.19	13.00	12.81	12.86	
		Stride length (m)	6.34	6.56	6.40	6.29	6.24	6.16	6.24	6.38	6.29	6.17	6.04	6.24	
		Stride duration (s)	0.481	0.475	0.471	0.482	0.501	0.485	0.489	0.473	0.477	0.475	0.471	0.485	
		Stride efficiency (%)	62.81	67.34	63.96	61.74	60.81	59.32	60.92	63.53	61.80	59.41	56.96	60.93	
		Stride count	31.55	30.47	31.26	31.82	32.06	32.46	32.03	31.37	31.80	32.44	33.13	416.37	



Note: Horizontal distance axis grid lines are 200m furlongs.

Disclaimer.

HRNZ and NZMTC and Thoroughbred Ratings Pty Ltd accepts no responsibility for the completeness or accuracy of any of the information contained herein, and makes no representations about its suitability for any particular purpose. Users should make their own judgements about those matters and/or seek independent advice. You assume all risks associated with use of the data provided on this page.



Race Results



September 22, 2022, Race 8, HYDROFLOW HANDICAP TROT, Distance 2600m, Addington - Survey 3200m

Result	TAB no.	Horse (Barrier)	2600 to	2400m to
4th	4	Bennie And The... (8)	2400m	2200m
		Position in running (margin)	-	4(8.0)
		Sectional time (s)	18.02	15.46
		Cumulative time (s)	202.18	184.16
		Speed (m/s)	11.10	12.94
		Stride length (m)	5.23	5.81
		Stride duration (s)	0.464	0.449
		Stride efficiency (%)	42.78	52.83
		Stride count	38.22	34.40

Disclaimer.

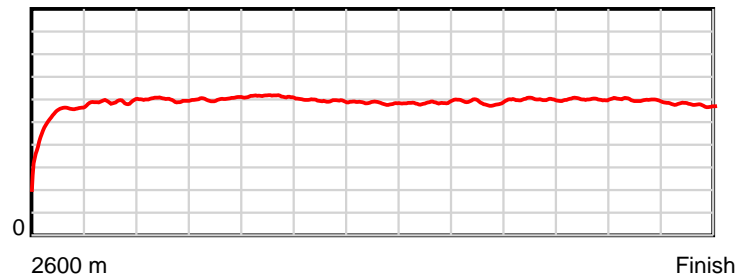
HRNZ and NZMTC and Thoroughbred Ratings Pty Ltd accepts no responsibility for the completeness or accuracy of any of the information contained herein, and makes no representations about its suitability for any particular purpose. Users should make their own judgements about those matters and/or seek independent advice. You assume all risks associated with use of the data provided on this page.

Race Results

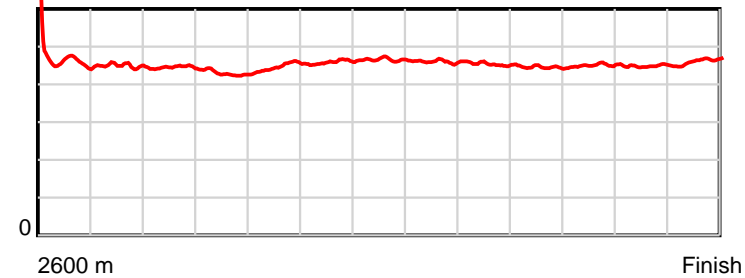
September 22, 2022, Race 8, HYDROFLOW HANDICAP TROT, Distance 2600m, Addington - Survey 3200m

Result	TAB no.	Horse (Barrier)	2200m to	2000m to	1800m to	1600m to	1400m to	1200m to	1000m to	800m to	600m to	400m to	200m to	Total or	Margin
4th	4	Bennie And The... (8)	2000m	1800m	1600m	1400m	1200m	1000m	800m	600m	400m	200m	WP	Average	
		Position in running (margin)	5(8.5)	5(6.8)	5(7.8)	5(9.9)	5(8.2)	4(4.8)	4(3.4)	4(4.6)	4(3.6)	4(6.0)	4(9.4)		7.30
		Sectional time (s)	15.02	14.26	14.85	15.59	15.98	15.85	15.58	14.82	15.26	15.38	16.11		
		Cumulative time (s)	168.70	153.68	139.42	124.57	108.98	93.00	77.15	61.57	46.75	31.49	16.11	3:22.18	
		Speed (m/s)	13.32	14.03	13.47	12.83	12.52	12.62	12.84	13.50	13.11	13.00	12.41	12.86	
		Stride length (m)	5.93	6.03	6.01	5.88	5.83	5.80	5.83	6.00	5.91	5.83	5.74	5.83	
		Stride duration (s)	0.445	0.430	0.446	0.459	0.465	0.460	0.454	0.445	0.451	0.448	0.462	0.453	
		Stride efficiency (%)	54.86	56.76	56.47	54.08	53.06	52.63	53.04	56.32	54.51	53.12	51.40	53.04	
		Stride count	33.75	33.18	33.27	34.00	34.32	34.46	34.33	33.31	33.86	34.30	34.87	446.27	

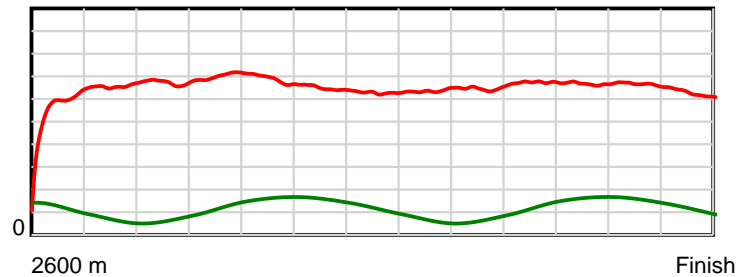
10 m Stride length



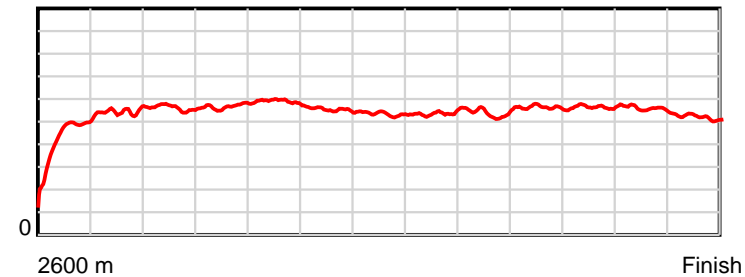
0.6 s Stride duration



20 m/sec Speed



100 % Stride efficiency



Note: Horizontal distance axis grid lines are 200m furlongs.

Disclaimer.

HRNZ and NZMTC and Thoroughbred Ratings Pty Ltd accepts no responsibility for the completeness or accuracy of any of the information contained herein, and makes no representations about its suitability for any particular purpose. Users should make their own judgements about those matters and/or seek independent advice. You assume all risks associated with use of the data provided on this page.



Race Results



September 22, 2022, Race 8, HYDROFLOW HANDICAP TROT, Distance 2600m, Addington - Survey 3200m

Result	TAB no.	Horse (Barrier)	2600 to	2400m to
5th	8	The Fox (1)	2400m	2200m
		Position in running (margin)	-	8(15.5)
		Sectional time (s)	19.29	15.48
		Cumulative time (s)	202.19	182.90
		Speed (m/s)	10.37	12.92
		Stride length (m)	6.10	6.24
		Stride duration (s)	0.470	0.483
		Stride efficiency (%)	58.10	60.91
		Stride count	32.80	32.04

Disclaimer.

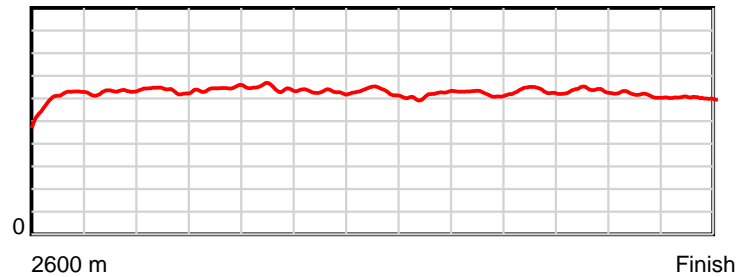
HRNZ and NZMTC and Thoroughbred Ratings Pty Ltd accepts no responsibility for the completeness or accuracy of any of the information contained herein, and makes no representations about its suitability for any particular purpose. Users should make their own judgements about those matters and/or seek independent advice. You assume all risks associated with use of the data provided on this page.

Race Results

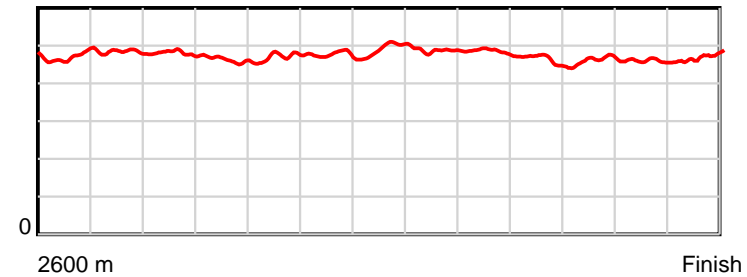
September 22, 2022, Race 8, HYDROFLOW HANDICAP TROT, Distance 2600m, Addington - Survey 3200m

Result	TAB no.	Horse (Barrier)	2200m to	2000m to	1800m to	1600m to	1400m to	1200m to	1000m to	800m to	600m to	400m to	200m to	Total or	Margin
5th	8	The Fox (1)	2000m	1800m	1600m	1400m	1200m	1000m	800m	600m	400m	200m	WP	Average	
		Position in running (margin)	8(16.2)	8(16.2)	8(18.0)	8(18.3)	9(14.7)	7(9.1)	8(8.0)	8(9.7)	8(7.8)	5(7.6)	5(11.2)		7.30
		Sectional time (s)	15.31	14.38	14.56	15.27	15.62	15.91	15.65	14.67	14.83	15.41	15.81		
		Cumulative time (s)	167.42	152.11	137.73	123.17	107.90	92.28	76.37	60.72	46.05	31.22	15.81	3:22.19	
		Speed (m/s)	13.06	13.91	13.74	13.10	12.80	12.57	12.78	13.63	13.49	12.98	12.65	12.86	
		Stride length (m)	6.27	6.44	6.45	6.24	6.30	6.12	6.19	6.31	6.22	5.96	5.96	6.21	
		Stride duration (s)	0.480	0.463	0.470	0.477	0.492	0.487	0.485	0.463	0.461	0.459	0.471	0.483	
		Stride efficiency (%)	61.45	64.86	65.02	60.90	61.93	58.51	59.92	62.23	60.48	55.51	55.54	60.31	
		Stride count	31.89	31.04	31.01	32.04	31.77	32.69	32.30	31.69	32.15	33.56	33.55	418.53	

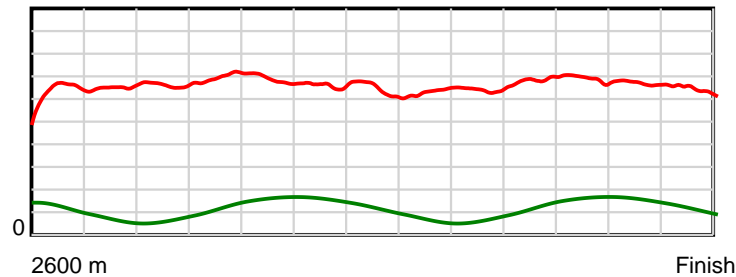
10 m Stride length



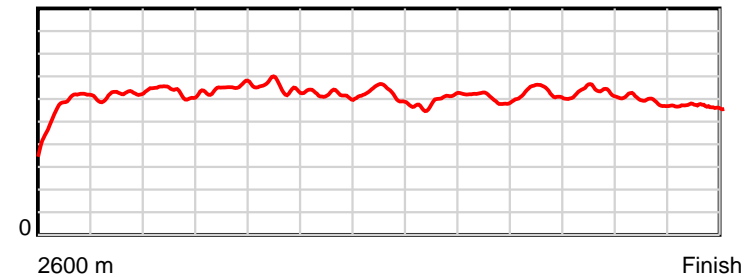
0.6 s Stride duration



20 m/sec Speed



100 % Stride efficiency



Note: Horizontal distance axis grid lines are 200m furlongs.

Disclaimer.

HRNZ and NZMTC and Thoroughbred Ratings Pty Ltd accepts no responsibility for the completeness or accuracy of any of the information contained herein, and makes no representations about its suitability for any particular purpose. Users should make their own judgements about those matters and/or seek independent advice. You assume all risks associated with use of the data provided on this page.



Race Results



September 22, 2022, Race 8, HYDROFLOW HANDICAP TROT, Distance 2600m, Addington - Survey 3200m

Result	TAB no.	Horse (Barrier)	2600 to	2400m to
6th	9	With Ice (2)	2400m	2200m
		Position in running (margin)	-	9(17.8)
		Sectional time (s)	19.89	15.69
		Cumulative time (s)	202.23	182.34
		Speed (m/s)	10.06	12.75
		Stride length (m)	5.69	6.07
		Stride duration (s)	0.462	0.477
		Stride efficiency (%)	50.62	57.65
		Stride count	35.14	32.93

Disclaimer.

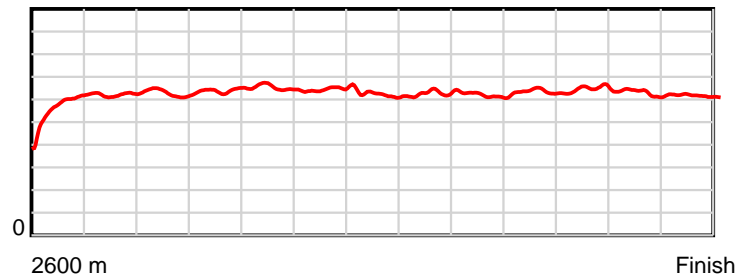
HRNZ and NZMTC and Thoroughbred Ratings Pty Ltd accepts no responsibility for the completeness or accuracy of any of the information contained herein, and makes no representations about its suitability for any particular purpose. Users should make their own judgements about those matters and/or seek independent advice. You assume all risks associated with use of the data provided on this page.

Race Results

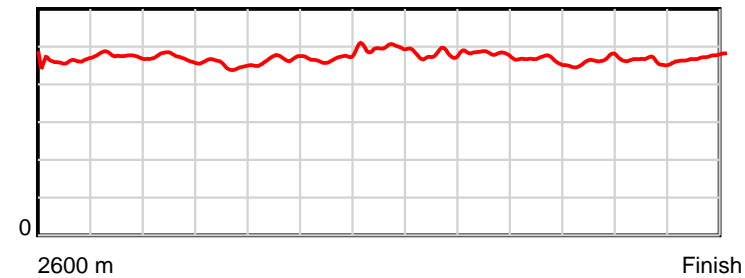
September 22, 2022, Race 8, HYDROFLOW HANDICAP TROT, Distance 2600m, Addington - Survey 3200m

Result	TAB no.	Horse (Barrier)	2200m to	2000m to	1800m to	1600m to	1400m to	1200m to	1000m to	800m to	600m to	400m to	200m to	Total or	Margin
6th	9	With Ice (2)	2000m	1800m	1600m	1400m	1200m	1000m	800m	600m	400m	200m	WP	Average	
		Position in running (margin)	9(19.8)	9(19.2)	9(19.8)	9(20.7)	8(14.6)	9(12.2)	9(9.8)	9(11.5)	9(9.9)	9(10.2)	8(13.2)		7.60
		Sectional time (s)	15.20	14.19	14.65	14.86	16.14	15.69	15.66	14.71	14.91	15.32	15.32		
		Cumulative time (s)	166.65	151.45	137.26	122.61	107.75	91.61	75.92	60.26	45.55	30.64	15.32	3:22.23	
		Speed (m/s)	13.16	14.09	13.65	13.46	12.39	12.75	12.77	13.60	13.41	13.05	13.05	12.86	
		Stride length (m)	6.20	6.38	6.37	6.33	6.16	6.11	6.13	6.31	6.21	6.03	6.17	6.16	
		Stride duration (s)	0.471	0.453	0.467	0.470	0.497	0.480	0.480	0.464	0.463	0.462	0.473	0.479	
		Stride efficiency (%)	59.97	63.53	63.39	62.61	59.28	58.40	58.76	62.31	60.31	56.81	59.58	59.33	
		Stride count	32.28	31.37	31.40	31.60	32.47	32.71	32.62	31.67	32.19	33.17	32.39	421.94	

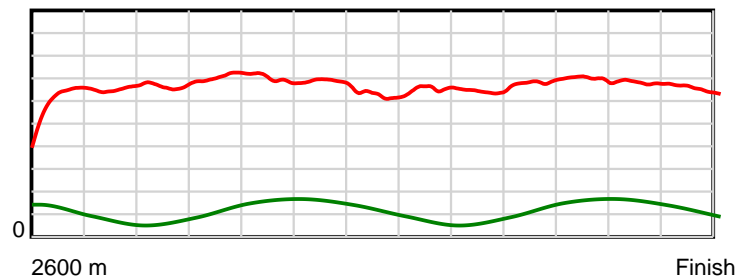
10 m Stride length



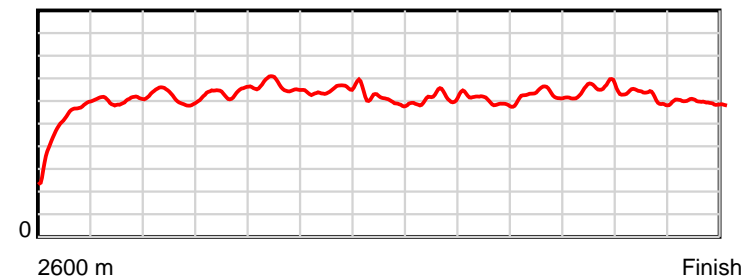
0.6 s Stride duration



20 m/sec Speed



100 % Stride efficiency



Note: Horizontal distance axis grid lines are 200m furlongs.

Disclaimer.

HRNZ and NZMTC and Thoroughbred Ratings Pty Ltd accepts no responsibility for the completeness or accuracy of any of the information contained herein, and makes no representations about its suitability for any particular purpose. Users should make their own judgements about those matters and/or seek independent advice. You assume all risks associated with use of the data provided on this page.



Race Results



September 22, 2022, Race 8, HYDROFLOW HANDICAP TROT, Distance 2600m, Addington - Survey 3200m

Result	TAB no.	Horse (Barrier)	2600 to	2400m to
7th	1	DD's Super Stu... (4)	2400m	2200m
		Position in running (margin)	-	3(6.3)
		Sectional time (s)	17.74	15.44
		Cumulative time (s)	202.51	184.77
		Speed (m/s)	11.28	12.95
		Stride length (m)	5.43	6.10
		Stride duration (s)	0.477	0.471
		Stride efficiency (%)	46.15	58.24
		Stride count	36.80	32.76

Disclaimer.

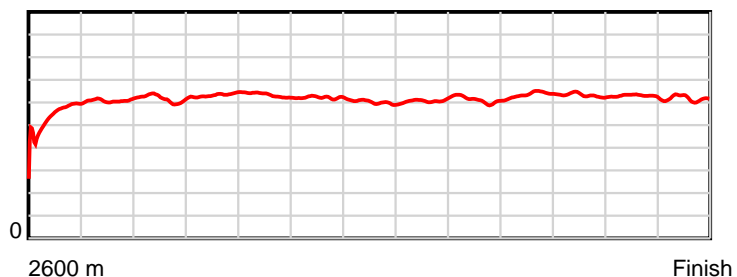
HRNZ and NZMTC and Thoroughbred Ratings Pty Ltd accepts no responsibility for the completeness or accuracy of any of the information contained herein, and makes no representations about its suitability for any particular purpose. Users should make their own judgements about those matters and/or seek independent advice. You assume all risks associated with use of the data provided on this page.

Race Results

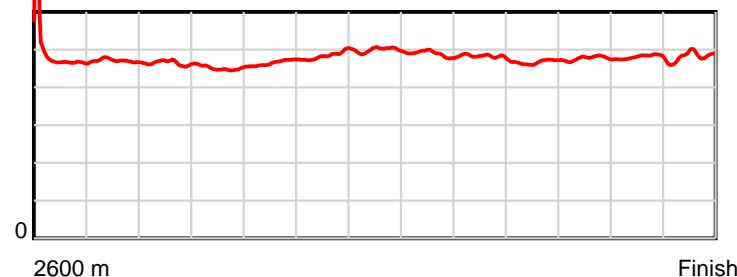
September 22, 2022, Race 8, HYDROFLOW HANDICAP TROT, Distance 2600m, Addington - Survey 3200m

Result	TAB no.	Horse (Barrier)	2200m to	2000m to	1800m to	1600m to	1400m to	1200m to	1000m to	800m to	600m to	400m to	200m to	Total or	Margin
7th	1	DD's Super Stu... (4)	2000m	1800m	1600m	1400m	1200m	1000m	800m	600m	400m	200m	WP	Average	
		Position in running (margin)	3(6.7)	4(5.1)	4(5.8)	4(8.2)	4(6.7)	5(6.9)	7(6.6)	7(8.5)	7(7.2)	8(10.2)	9(13.7)		9.10
		Sectional time (s)	15.04	14.20	14.90	15.63	16.57	16.04	15.69	14.77	15.35	15.41	15.73		
		Cumulative time (s)	169.33	154.29	140.09	125.19	109.56	92.99	76.95	61.26	46.49	31.14	15.73	3:22.51	
		Speed (m/s)	13.30	14.08	13.42	12.80	12.07	12.47	12.75	13.54	13.03	12.98	12.71	12.84	
		Stride length (m)	6.17	6.36	6.25	6.20	6.03	6.09	6.15	6.33	6.21	6.23	6.15	6.12	
		Stride duration (s)	0.464	0.451	0.465	0.485	0.499	0.489	0.483	0.467	0.477	0.480	0.484	0.477	
		Stride efficiency (%)	59.56	63.13	61.00	60.15	56.77	58.02	59.13	62.54	60.31	60.63	59.08	58.59	
		Stride count	32.39	31.47	32.01	32.24	33.18	32.82	32.51	31.62	32.19	32.11	32.53	424.63	

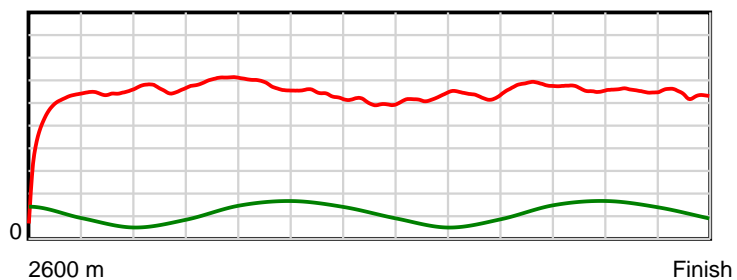
10 m Stride length



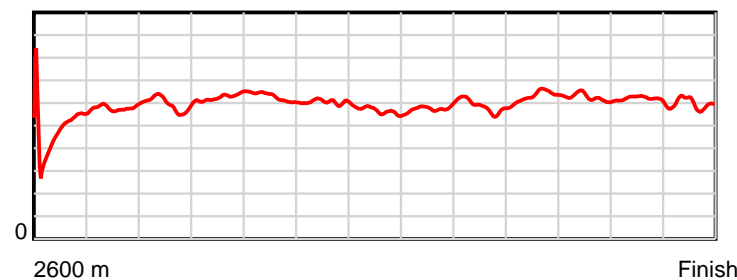
0.5 s Stride duration



20 m/sec Speed



100 % Stride efficiency



Note: Horizontal distance axis grid lines are 200m furlongs.

Disclaimer.

HRNZ and NZMTC and Thoroughbred Ratings Pty Ltd accepts no responsibility for the completeness or accuracy of any of the information contained herein, and makes no representations about its suitability for any particular purpose. Users should make their own judgements about those matters and/or seek independent advice. You assume all risks associated with use of the data provided on this page.



Race Results



September 22, 2022, Race 8, HYDROFLOW HANDICAP TROT, Distance 2600m, Addington - Survey 3200m

Result	TAB no.	Horse (Barrier)	2600 to	2400m to
8th	3	Madeleine Stow... (7)	2400m	2200m
		Position in running (margin)	-	2(3.3)
		Sectional time (s)	17.35	15.54
		Cumulative time (s)	202.72	185.37
		Speed (m/s)	11.53	12.87
		Stride length (m)	5.04	5.44
		Stride duration (s)	0.431	0.423
		Stride efficiency (%)	39.68	46.29
		Stride count	39.69	36.75

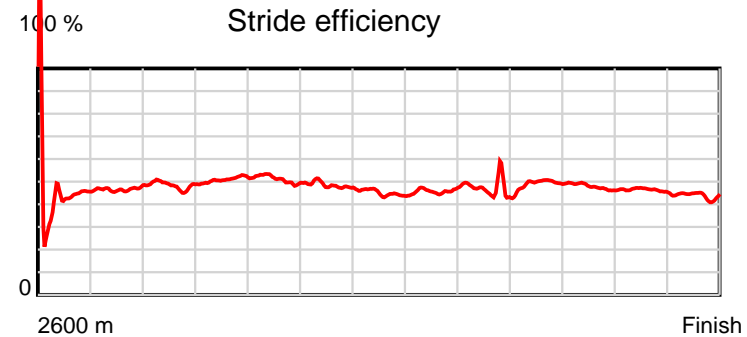
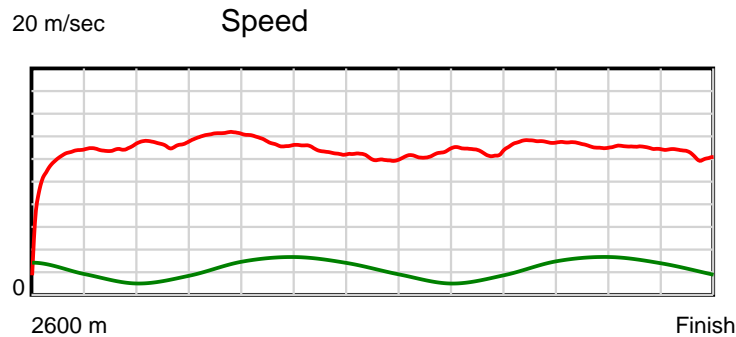
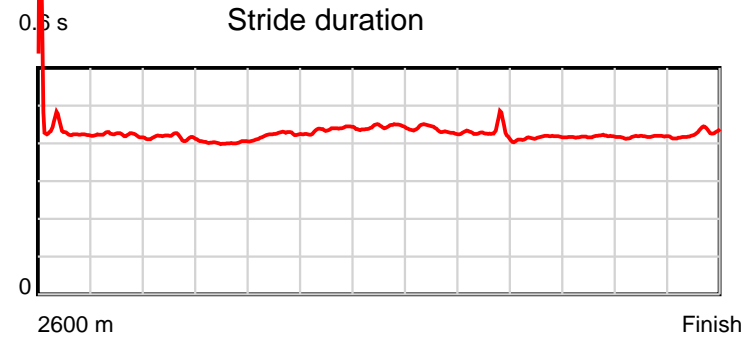
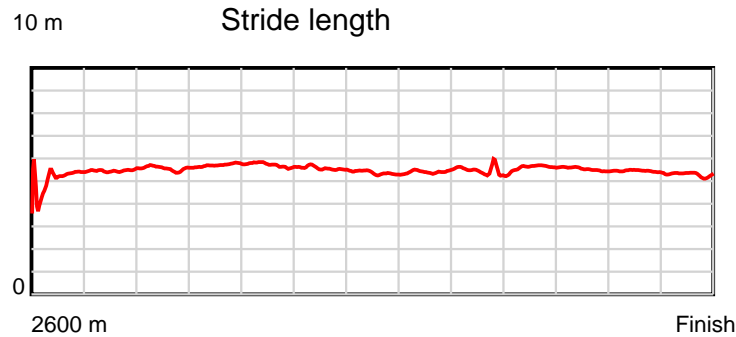
Disclaimer.

HRNZ and NZMTC and Thoroughbred Ratings Pty Ltd accepts no responsibility for the completeness or accuracy of any of the information contained herein, and makes no representations about its suitability for any particular purpose. Users should make their own judgements about those matters and/or seek independent advice. You assume all risks associated with use of the data provided on this page.

Race Results

September 22, 2022, Race 8, HYDROFLOW HANDICAP TROT, Distance 2600m, Addington - Survey 3200m

Result	TAB no.	Horse (Barrier)	2200m to	2000m to	1800m to	1600m to	1400m to	1200m to	1000m to	800m to	600m to	400m to	200m to	Total or	Margin
8th	3	Madeleine Stow... (7)	2000m	1800m	1600m	1400m	1200m	1000m	800m	600m	400m	200m	WP	Average	
		Position in running (margin)	2(4.4)	2(2.5)	3(2.3)	3(4.8)	3(4.9)	3(4.8)	5(4.4)	5(6.5)	5(5.3)	6(7.7)	7(11.9)		10.30
		Sectional time (s)	14.99	14.05	14.93	15.89	16.52	16.02	15.74	14.77	15.26	15.51	16.15		
		Cumulative time (s)	169.83	154.84	140.79	125.86	109.97	93.45	77.43	61.69	46.92	31.66	16.15	3:22.72	
		Speed (m/s)	13.34	14.23	13.40	12.59	12.11	12.48	12.71	13.54	13.11	12.89	12.38	12.83	
		Stride length (m)	5.56	5.72	5.65	5.50	5.37	5.44	5.45	5.62	5.48	5.38	5.29	5.45	
		Stride duration (s)	0.416	0.402	0.422	0.437	0.444	0.436	0.429	0.415	0.418	0.418	0.427	0.425	
		Stride efficiency (%)	48.23	51.16	49.96	47.23	45.09	46.26	46.34	49.36	46.89	45.31	43.74	46.45	
		Stride count	36.00	34.95	35.37	36.38	37.23	36.76	36.73	35.59	36.51	37.14	37.80	476.90	



Note: Horizontal distance axis grid lines are 200m furlongs.

Disclaimer.

HRNZ and NZMTC and Thoroughbred Ratings Pty Ltd accepts no responsibility for the completeness or accuracy of any of the information contained herein, and makes no representations about its suitability for any particular purpose. Users should make their own judgements about those matters and/or seek independent advice. You assume all risks associated with use of the data provided on this page.



Race Results



September 22, 2022, Race 8, HYDROFLOW HANDICAP TROT, Distance 2600m, Addington - Survey 3200m

Result	TAB no.	Horse (Barrier)	2600 to	2400m to
9th	7	Fighting Fire (0)	2400m	2200m
		Position in running (margin)	-	7(14.0)
		Sectional time (s)	19.12	15.29
		Cumulative time (s)	204.15	185.03
		Speed (m/s)	10.46	13.08
		Stride length (m)	5.89	6.19
		Stride duration (s)	0.467	0.473
		Stride efficiency (%)	54.27	59.96
		Stride count	33.94	32.29

Disclaimer.

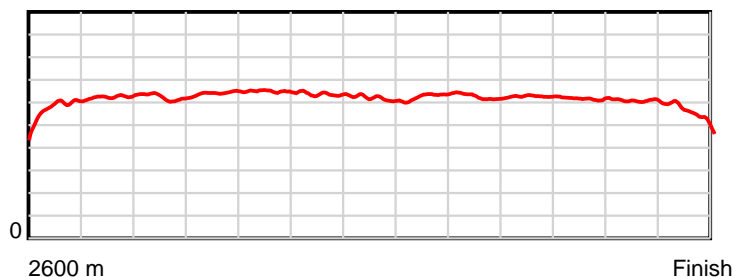
HRNZ and NZMTC and Thoroughbred Ratings Pty Ltd accepts no responsibility for the completeness or accuracy of any of the information contained herein, and makes no representations about its suitability for any particular purpose. Users should make their own judgements about those matters and/or seek independent advice. You assume all risks associated with use of the data provided on this page.

Race Results

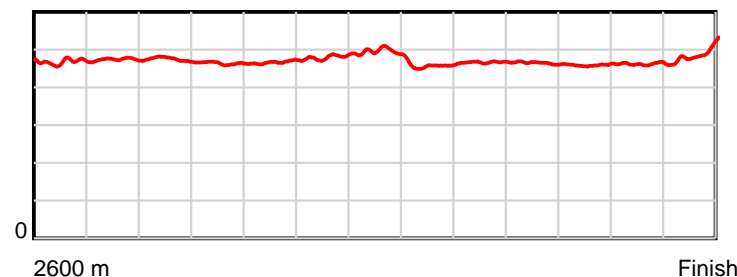
September 22, 2022, Race 8, HYDROFLOW HANDICAP TROT, Distance 2600m, Addington - Survey 3200m

Result	TAB no.	Horse (Barrier)	2200m to	2000m to	1800m to	1600m to	1400m to	1200m to	1000m to	800m to	600m to	400m to	200m to	Total or	Margin
9th	7	Fighting Fire (0)	2000m	1800m	1600m	1400m	1200m	1000m	800m	600m	400m	200m	WP	Average	
		Position in running (margin)	7(13.5)	7(13.7)	7(15.4)	7(16.5)	7(12.5)	8(9.6)	3(2.9)	2(1.8)	2(1.5)	3(4.5)	3(9.2)		18.20
		Sectional time (s)	15.35	14.35	14.69	15.22	16.06	14.98	15.19	14.92	15.36	15.60	18.02		
		Cumulative time (s)	169.74	154.39	140.04	125.35	110.13	94.07	79.09	63.90	48.98	33.62	18.02	3:24.15	
		Speed (m/s)	13.03	13.94	13.61	13.14	12.45	13.35	13.17	13.40	13.02	12.82	11.10	12.74	
		Stride length (m)	6.18	6.46	6.35	6.31	6.16	6.10	6.14	6.22	5.97	5.92	5.46	6.09	
		Stride duration (s)	0.474	0.464	0.466	0.480	0.495	0.457	0.466	0.464	0.458	0.462	0.492	0.479	
		Stride efficiency (%)	59.74	65.30	62.99	62.21	59.31	58.08	58.92	60.55	55.67	54.83	46.54	58.04	
		Stride count	32.35	30.94	31.50	31.70	32.46	32.81	32.57	32.13	33.51	33.76	36.65	426.61	

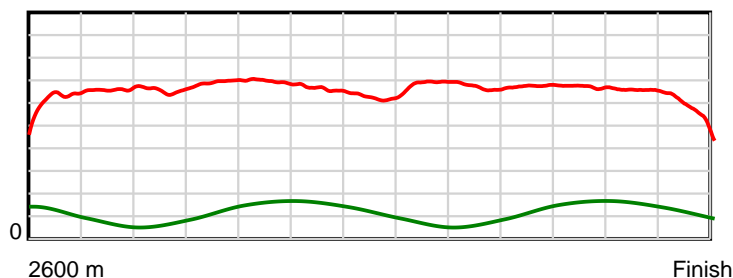
10 m Stride length



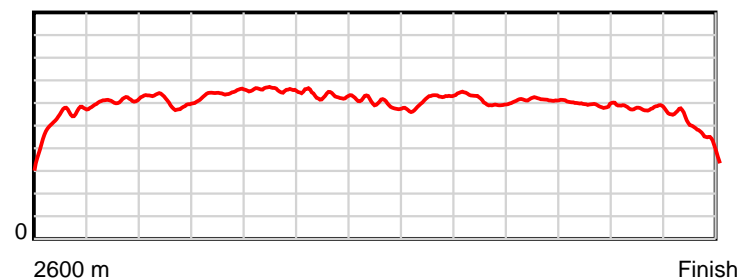
0.6 s Stride duration



20 m/sec Speed



100 % Stride efficiency



Note: Horizontal distance axis grid lines are 200m furlongs.

Disclaimer.

HRNZ and NZMTC and Thoroughbred Ratings Pty Ltd accepts no responsibility for the completeness or accuracy of any of the information contained herein, and makes no representations about its suitability for any particular purpose. Users should make their own judgements about those matters and/or seek independent advice. You assume all risks associated with use of the data provided on this page.