



Race Results

NZ Metropolitan Trotting Club Inc, HRNZ, September 30, 2022

Compilation date: September 30, 2022, 9:27:48 PM (NZDT)

Copyright © 2022 HRNZ and NZMTC. All rights reserved.

Trademarks.

StrideMASTER is a registered trademark of Thoroughbred Ratings Pty Ltd.

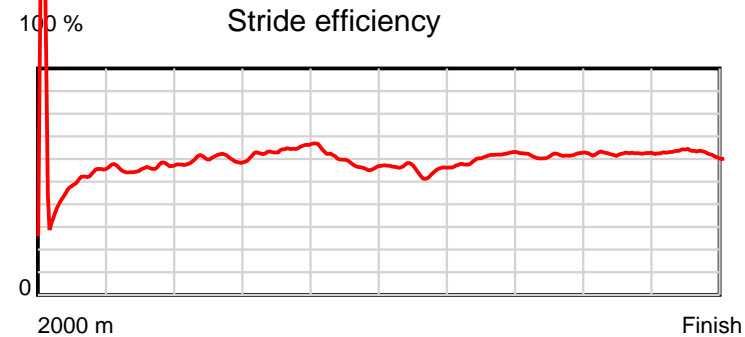
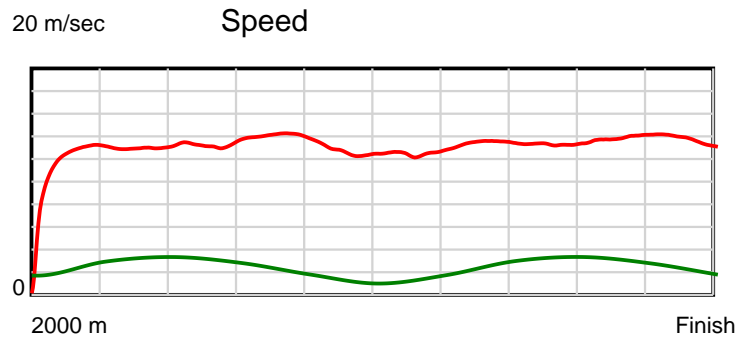
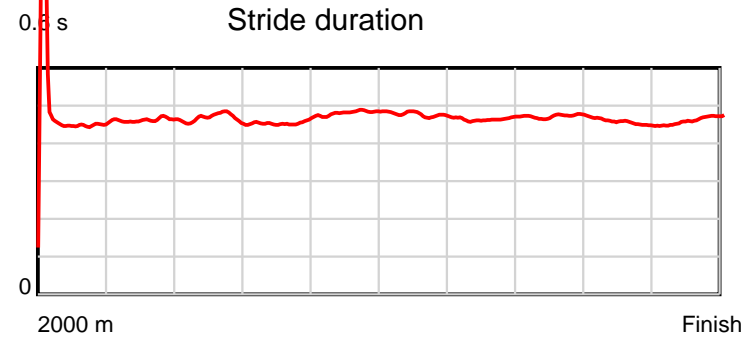
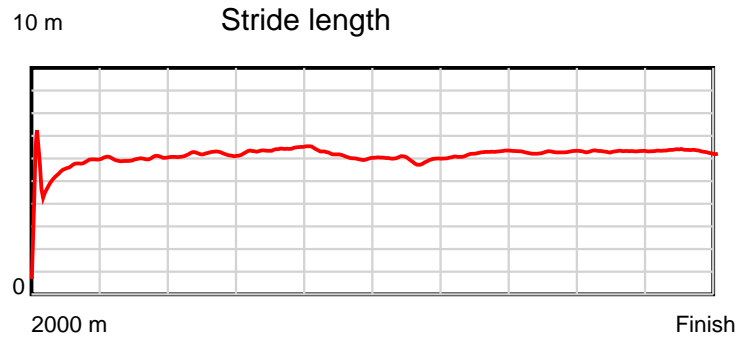
Disclaimer.

HRNZ and NZMTC and Thoroughbred Ratings Pty Ltd accepts no responsibility for the completeness or accuracy of any of the information contained herein, and makes no representations about its suitability for any particular purpose. Users should make their own judgements about those matters and/or seek independent advice. You assume all risks associated with use of the data provided on this page.

Race Results

September 30, 2022, Race 10, AVON CITY FORD TROT, Distance 2000m, Addington - Survey 3200m

Result	TAB no.	Horse (Barrier)	2000 to	1800m to	1600m to	1400m to	1200m to	1000m to	800m to	600m to	400m to	200m to	Total or	Margin
1st	11	Ti Amo Belle (11)	1800m	1600m	1400m	1200m	1000m	800m	600m	400m	200m	WP	Average	
		Position in running (margin)	-	4(1.9)	6(7.5)	5(5.0)	1(0.0)	1(0.0)	1(0.0)	1(0.0)	1(0.0)	1(0.0)		0.00
		Sectional time (s)	17.28	16.00	15.45	14.21	15.64	15.88	14.92	15.25	14.47	14.59		
		Cumulative time (s)	153.69	136.41	120.41	104.96	90.75	75.11	59.23	44.31	29.06	14.59	2:33.69	
		Speed (m/s)	11.57	12.50	12.94	14.07	12.79	12.59	13.40	13.11	13.82	13.71	13.01	
		Stride length (m)	5.52	5.78	6.02	6.43	6.16	5.99	6.22	6.18	6.29	6.35	6.08	
		Stride duration (s)	0.477	0.462	0.465	0.456	0.482	0.476	0.464	0.471	0.455	0.463	0.467	
		Stride efficiency (%)	47.66	52.13	56.70	64.52	59.37	56.09	60.50	59.71	61.88	63.01	57.83	
		Stride count	36.21	34.63	33.20	31.13	32.45	33.38	32.14	32.36	31.78	31.49	328.77	



Note: Horizontal distance axis grid lines are 200m furlongs.

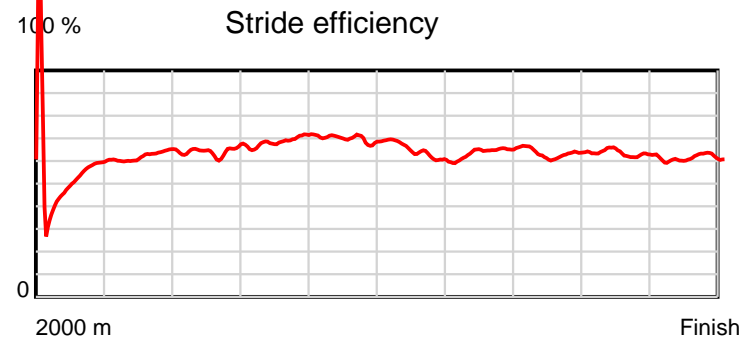
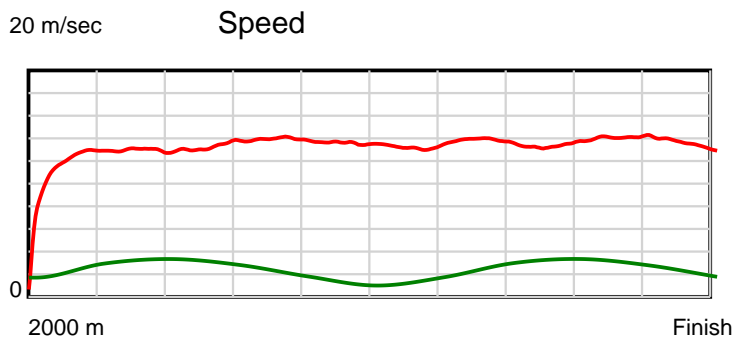
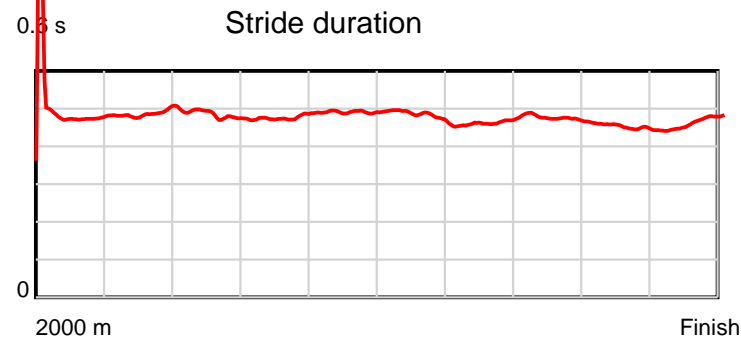
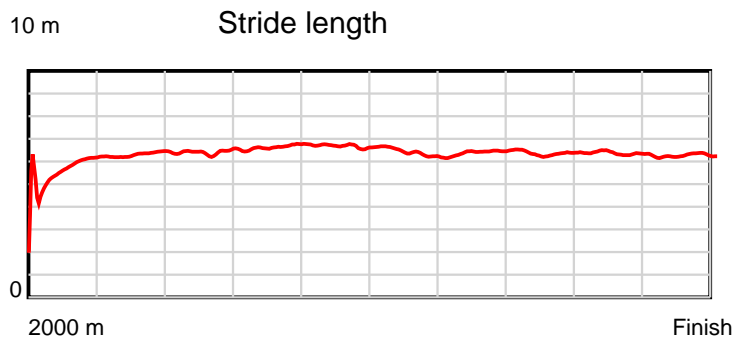
Disclaimer.

HRNZ and NZMTC and Thoroughbred Ratings Pty Ltd accepts no responsibility for the completeness or accuracy of any of the information contained herein, and makes no representations about its suitability for any particular purpose. Users should make their own judgements about those matters and/or seek independent advice. You assume all risks associated with use of the data provided on this page.

Race Results

September 30, 2022, Race 10, AVON CITY FORD TROT, Distance 2000m, Addington - Survey 3200m

Result	TAB no.	Horse (Barrier)	2000 to 1800m	1800m to 1600m	1600m to 1400m	1400m to 1200m	1200m to 1000m	1000m to 800m	800m to 600m	600m to 400m	400m to 200m	200m to WP	Total or Average	Margin
2nd	4	Wy Fi (5)												
		Position in running (margin)	-	12(10.3)	12(13.5)	11(11.2)	8(7.3)	6(4.5)	3(2.4)	2(0.3)	2(0.5)	2(0.6)		2.10
		Sectional time (s)	18.87	15.60	15.48	14.38	15.17	15.55	14.56	15.27	14.49	14.70		
		Cumulative time (s)	154.07	135.20	119.60	104.12	89.74	74.57	59.02	44.46	29.19	14.70	2:34.07	
		Speed (m/s)	10.60	12.82	12.92	13.91	13.18	12.86	13.74	13.10	13.80	13.61	12.98	
		Stride length (m)	5.46	6.24	6.26	6.62	6.47	6.20	6.37	6.21	6.23	6.31	6.22	
		Stride duration (s)	0.485	0.487	0.485	0.476	0.491	0.482	0.464	0.474	0.451	0.464	0.479	
		Stride efficiency (%)	46.62	60.94	61.24	68.46	65.38	60.01	63.46	60.31	60.59	62.31	60.52	
		Stride count	36.61	32.03	31.95	30.22	30.92	32.28	31.38	32.19	32.12	31.67	321.37	



Note: Horizontal distance axis grid lines are 200m furlongs.

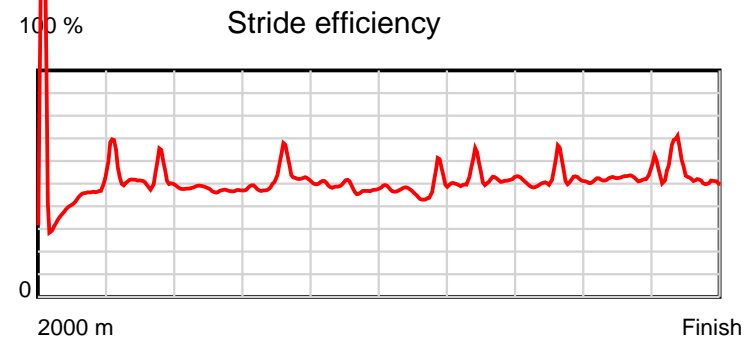
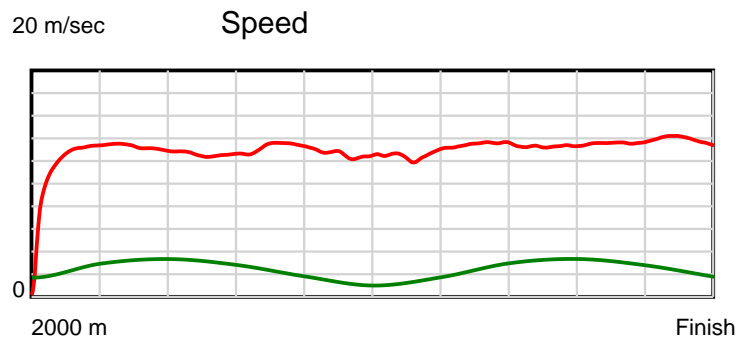
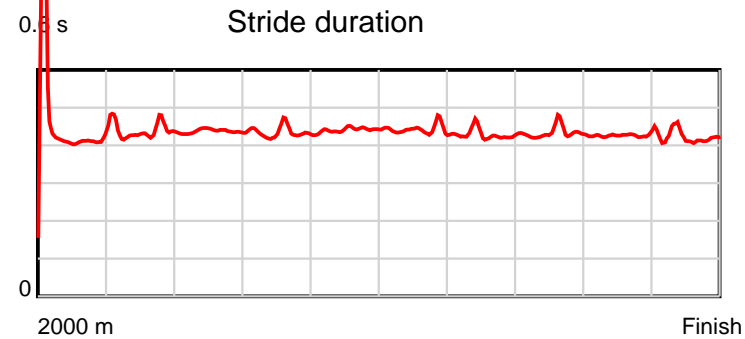
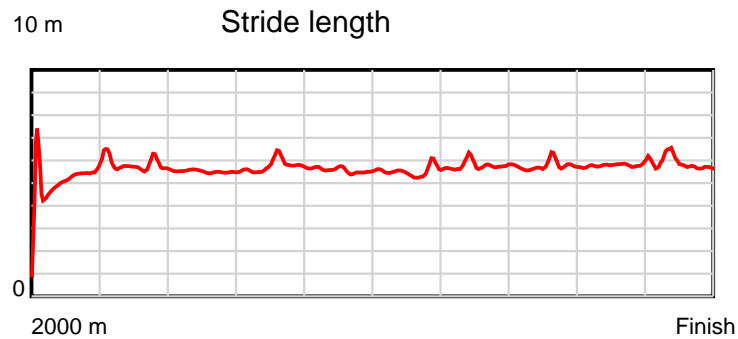
Disclaimer.

HRNZ and NZMTC and Thoroughbred Ratings Pty Ltd accepts no responsibility for the completeness or accuracy of any of the information contained herein, and makes no representations about its suitability for any particular purpose. Users should make their own judgements about those matters and/or seek independent advice. You assume all risks associated with use of the data provided on this page.

Race Results

September 30, 2022, Race 10, AVON CITY FORD TROT, Distance 2000m, Addington - Survey 3200m

Result	TAB no.	Horse (Barrier)	2000 to	1800m to	1600m to	1400m to	1200m to	1000m to	800m to	600m to	400m to	200m to	Total or	Margin
3rd	1	Show The Way (3)	1800m	1600m	1400m	1200m	1000m	800m	600m	400m	200m	WP	Average	
		Position in running (margin)	-	2(1.3)	2(1.4)	2(2.2)	3(2.8)	5(4.2)	6(5.0)	6(4.4)	5(3.3)	4(5.0)		3.40
		Sectional time (s)	17.21	15.08	15.99	15.15	15.88	16.01	14.82	15.08	14.74	14.36		
		Cumulative time (s)	154.32	137.11	122.03	106.04	90.89	75.01	59.00	44.18	29.10	14.36	2:34.32	
		Speed (m/s)	11.62	13.26	12.51	13.20	12.59	12.49	13.50	13.26	13.57	13.93	12.96	
		Stride length (m)	5.16	5.71	5.47	5.71	5.56	5.48	5.75	5.71	5.78	5.77	5.60	
		Stride duration (s)	0.443	0.431	0.437	0.432	0.441	0.439	0.426	0.430	0.426	0.415	0.432	
		Stride efficiency (%)	41.68	51.00	46.69	50.94	48.27	46.99	51.63	50.88	52.14	52.07	49.07	
		Stride count	38.72	35.01	36.59	35.03	35.98	36.47	34.79	35.05	34.63	34.65	356.92	



Note: Horizontal distance axis grid lines are 200m furlongs.

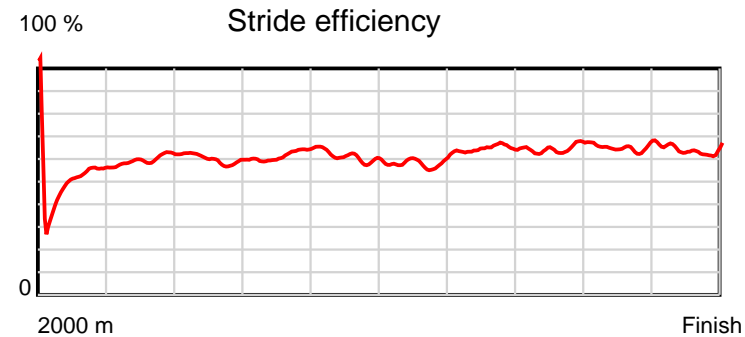
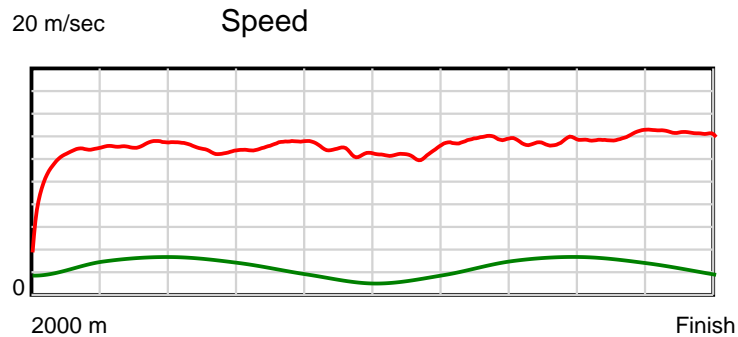
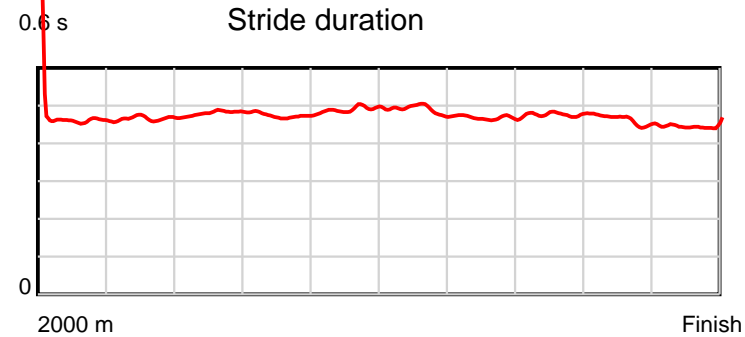
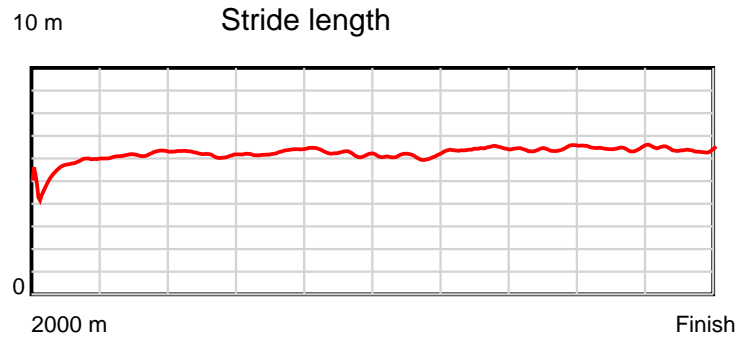
Disclaimer.

HRNZ and NZMTC and Thoroughbred Ratings Pty Ltd accepts no responsibility for the completeness or accuracy of any of the information contained herein, and makes no representations about its suitability for any particular purpose. Users should make their own judgements about those matters and/or seek independent advice. You assume all risks associated with use of the data provided on this page.

Race Results

September 30, 2022, Race 10, AVON CITY FORD TROT, Distance 2000m, Addington - Survey 3200m

Result	TAB no.	Horse (Barrier)	2000 to	1800m to	1600m to	1400m to	1200m to	1000m to	800m to	600m to	400m to	200m to	Total or	Margin
4th	16	Palisade (2)	1800m	1600m	1400m	1200m	1000m	800m	600m	400m	200m	WP	Average	
		Position in running (margin)	-	10(7.2)	8(8.6)	7(7.3)	9(7.5)	10(9.1)	10(8.6)	10(7.6)	10(8.1)	7(7.3)		3.70
		Sectional time (s)	18.09	15.30	15.65	15.08	15.90	15.80	14.75	15.34	14.34	14.11		
		Cumulative time (s)	154.36	136.27	120.97	105.32	90.24	74.34	58.54	43.79	28.45	14.11	2:34.36	
		Speed (m/s)	11.05	13.07	12.78	13.26	12.58	12.66	13.56	13.04	13.95	14.17	12.96	
		Stride length (m)	5.53	6.09	6.14	6.28	6.17	6.19	6.34	6.22	6.44	6.35	6.17	
		Stride duration (s)	0.463	0.466	0.481	0.474	0.491	0.489	0.468	0.477	0.462	0.448	0.476	
		Stride efficiency (%)	47.76	57.96	58.94	61.69	59.51	59.95	62.88	60.44	64.86	62.99	59.42	
		Stride count	36.18	32.84	32.56	31.83	32.41	32.29	31.53	32.16	31.04	31.50	324.34	



Note: Horizontal distance axis grid lines are 200m furlongs.

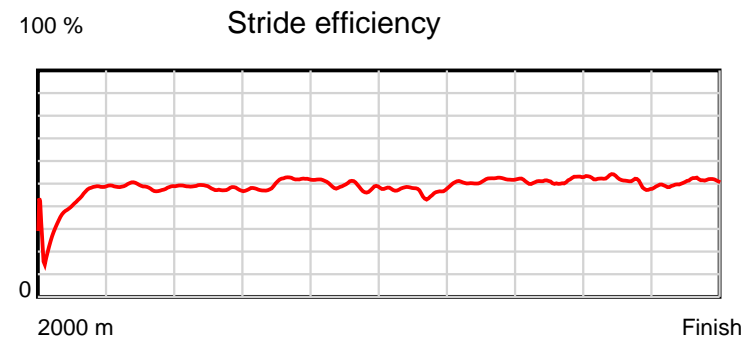
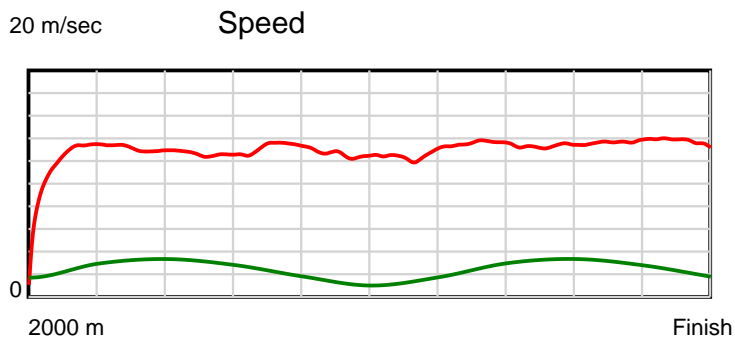
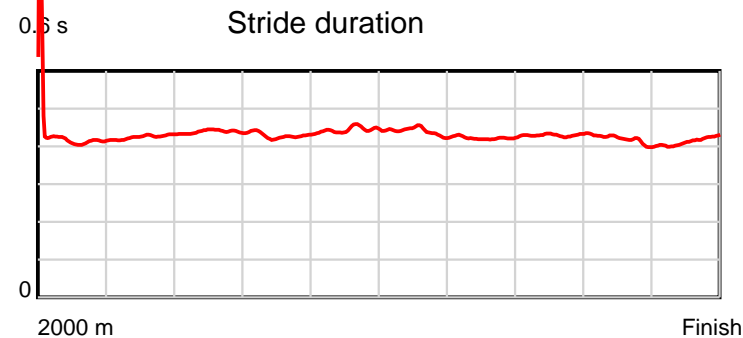
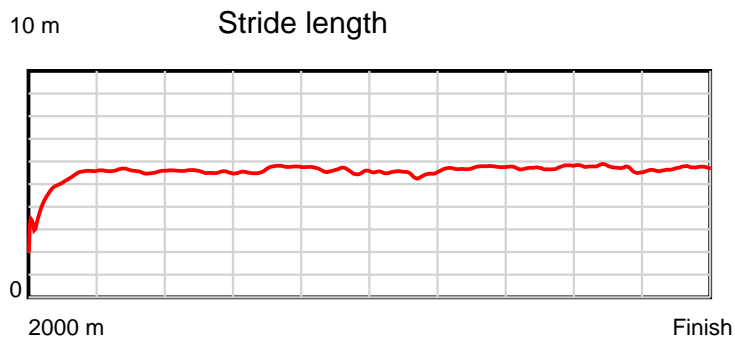
Disclaimer.

HRNZ and NZMTC and Thoroughbred Ratings Pty Ltd accepts no responsibility for the completeness or accuracy of any of the information contained herein, and makes no representations about its suitability for any particular purpose. Users should make their own judgements about those matters and/or seek independent advice. You assume all risks associated with use of the data provided on this page.

Race Results

September 30, 2022, Race 10, AVON CITY FORD TROT, Distance 2000m, Addington - Survey 3200m

Result	TAB no.	Horse (Barrier)	2000 to 1800m	1800m to 1600m	1600m to 1400m	1400m to 1200m	1200m to 1000m	1000m to 800m	800m to 600m	600m to 400m	400m to 200m	200m to WP	Total or Average	Margin
5th	2	Cashem (4)												
		Position in running (margin)	-	6(2.4)	3(4.3)	4(4.4)	5(4.8)	8(6.0)	8(7.0)	8(6.3)	7(5.4)	6(6.7)		6.00
		Sectional time (s)	17.45	15.38	15.88	15.12	15.83	16.05	14.80	15.10	14.68	14.49		
		Cumulative time (s)	154.78	137.33	121.95	106.07	90.95	75.12	59.07	44.27	29.17	14.49	2:34.78	
		Speed (m/s)	11.46	13.00	12.59	13.23	12.63	12.46	13.51	13.25	13.62	13.80	12.92	
		Stride length (m)	4.85	5.53	5.53	5.68	5.61	5.48	5.71	5.70	5.69	5.72	5.54	
		Stride duration (s)	0.418	0.425	0.439	0.429	0.444	0.440	0.422	0.430	0.417	0.415	0.428	
		Stride efficiency (%)	36.78	47.84	47.71	50.33	49.18	46.88	50.92	50.69	50.52	51.17	47.90	
		Stride count	41.23	36.15	36.20	35.24	35.65	36.51	35.04	35.11	35.17	34.95	361.25	



Note: Horizontal distance axis grid lines are 200m furlongs.

Disclaimer.

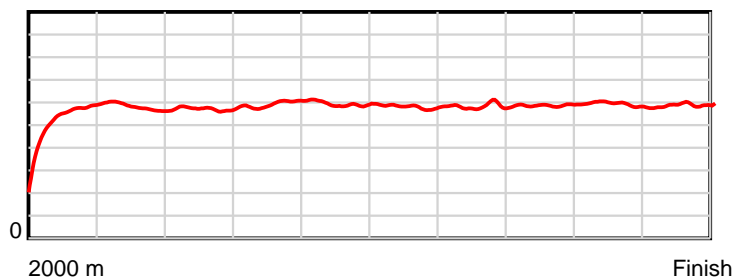
HRNZ and NZMTC and Thoroughbred Ratings Pty Ltd accepts no responsibility for the completeness or accuracy of any of the information contained herein, and makes no representations about its suitability for any particular purpose. Users should make their own judgements about those matters and/or seek independent advice. You assume all risks associated with use of the data provided on this page.

Race Results

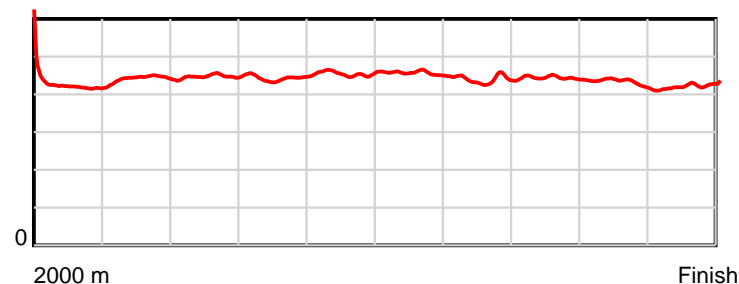
September 30, 2022, Race 10, AVON CITY FORD TROT, Distance 2000m, Addington - Survey 3200m

Result	TAB no.	Horse (Barrier)	2000 to	1800m to	1600m to	1400m to	1200m to	1000m to	800m to	600m to	400m to	200m to	Total or	Margin
6th	17	Almighty Fear (1)	1800m	1600m	1400m	1200m	1000m	800m	600m	400m	200m	WP	Average	
		Position in running (margin)	-	5(2.2)	5(5.3)	6(5.8)	6(5.1)	7(4.7)	7(5.3)	7(6.2)	9(6.8)	9(8.3)		6.40
		Sectional time (s)	17.34	15.58	15.94	14.93	15.59	15.97	15.08	15.35	14.72	14.35		
		Cumulative time (s)	154.85	137.51	121.93	105.99	91.06	75.47	59.50	44.42	29.07	14.35	2:34.85	
		Speed (m/s)	11.53	12.84	12.55	13.40	12.83	12.52	13.26	13.03	13.59	13.94	12.92	
		Stride length (m)	5.26	5.68	5.61	5.94	5.84	5.71	5.83	5.78	5.85	5.94	5.74	
		Stride duration (s)	0.424	0.443	0.447	0.443	0.455	0.456	0.439	0.444	0.430	0.426	0.444	
		Stride efficiency (%)	43.16	50.48	49.16	55.12	53.28	50.98	53.04	52.29	53.41	55.12	51.43	
		Stride count	38.05	35.19	35.66	33.67	34.25	35.02	34.33	34.57	34.21	33.68	348.63	

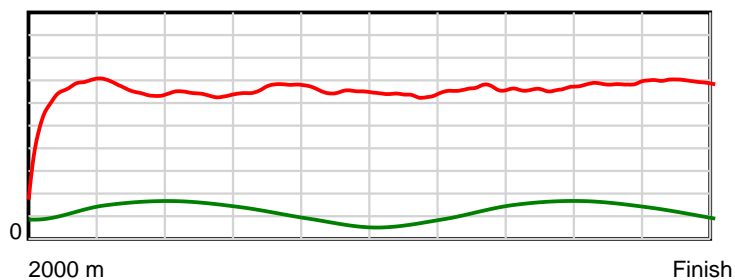
10 m Stride length



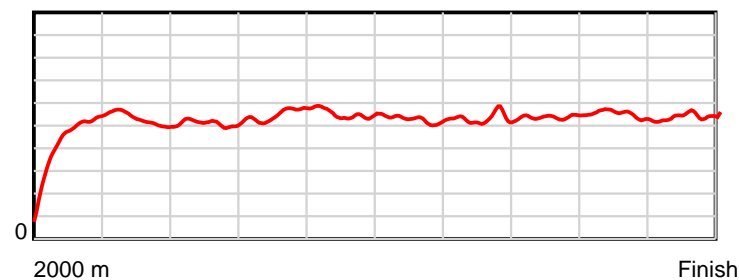
0.6 s Stride duration



20 m/sec Speed



100 % Stride efficiency



Note: Horizontal distance axis grid lines are 200m furlongs.

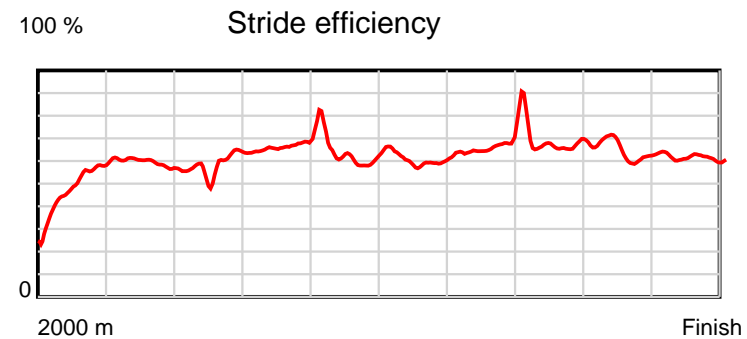
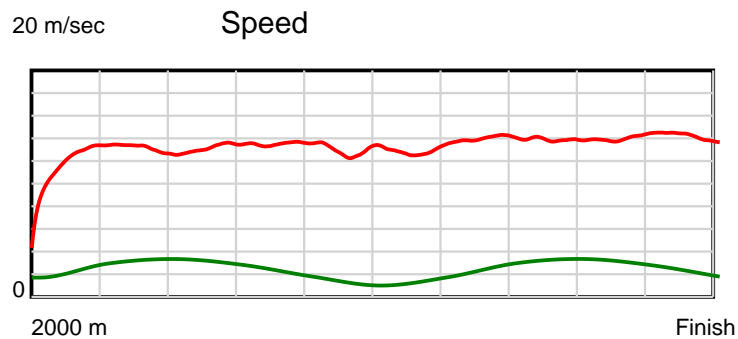
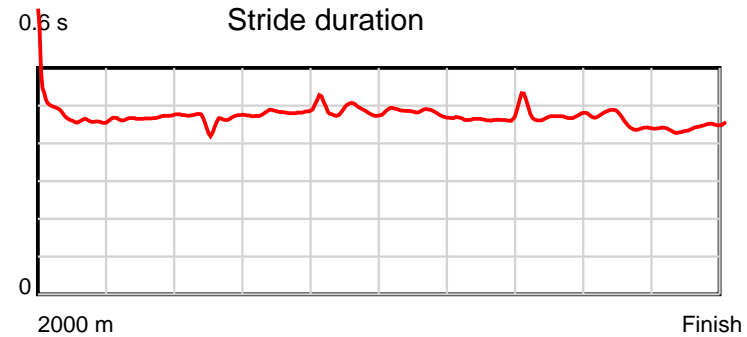
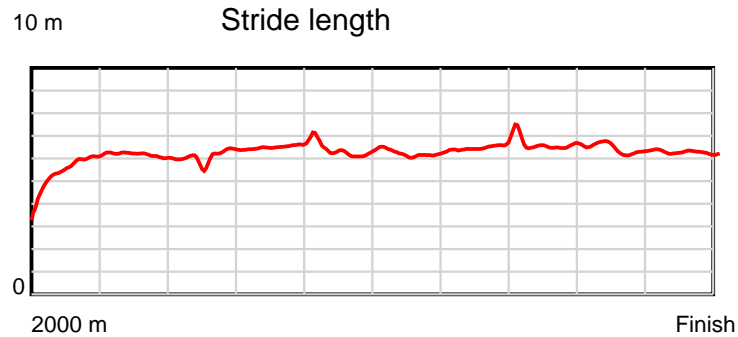
Disclaimer.

HRNZ and NZMTC and Thoroughbred Ratings Pty Ltd accepts no responsibility for the completeness or accuracy of any of the information contained herein, and makes no representations about its suitability for any particular purpose. Users should make their own judgements about those matters and/or seek independent advice. You assume all risks associated with use of the data provided on this page.

Race Results

September 30, 2022, Race 10, AVON CITY FORD TROT, Distance 2000m, Addington - Survey 3200m

Result	TAB no.	Horse (Barrier)	2000 to 1800m	1800m to 1600m	1600m to 1400m	1400m to 1200m	1200m to 1000m	1000m to 800m	800m to 600m	600m to 400m	400m to 200m	200m to WP	Total or Average	Margin
7th	14	Master Class (14)												
		Position in running (margin)	-	13(17.2)	13(18.3)	13(15.6)	13(13.9)	14(13.2)	14(13.8)	12(9.8)	11(8.2)	11(9.2)		6.80
		Sectional time (s)	19.91	15.26	15.40	14.77	15.53	15.98	14.25	14.98	14.63	14.21		
		Cumulative time (s)	154.92	135.01	119.75	104.35	89.58	74.05	58.07	43.82	28.84	14.21	2:34.92	
		Speed (m/s)	10.04	13.11	12.99	13.54	12.88	12.52	14.04	13.35	13.67	14.07	12.91	
		Stride length (m)	5.57	6.14	6.01	6.51	6.29	6.04	6.60	6.27	6.24	6.24	6.18	
		Stride duration (s)	0.473	0.468	0.463	0.480	0.489	0.482	0.470	0.470	0.456	0.443	0.479	
		Stride efficiency (%)	48.50	58.91	56.49	66.16	61.82	56.96	68.04	61.50	60.83	60.79	59.65	
		Stride count	35.90	32.57	33.26	30.74	31.80	33.13	30.31	31.88	32.05	32.06	323.70	



Note: Horizontal distance axis grid lines are 200m furlongs.

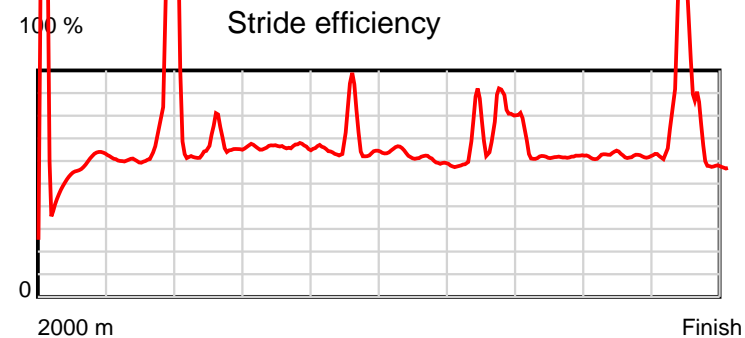
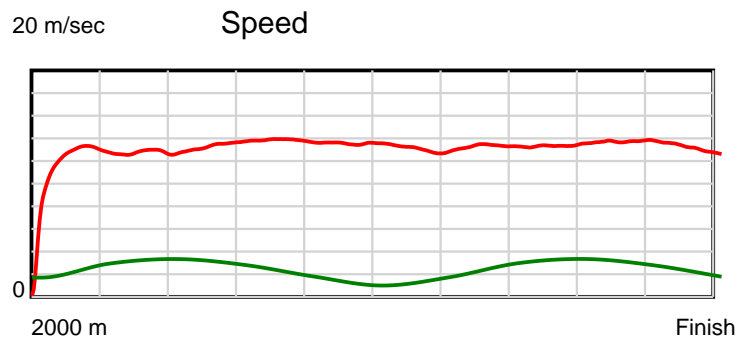
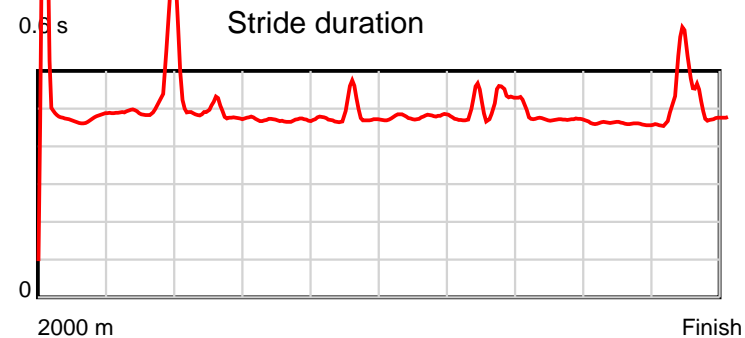
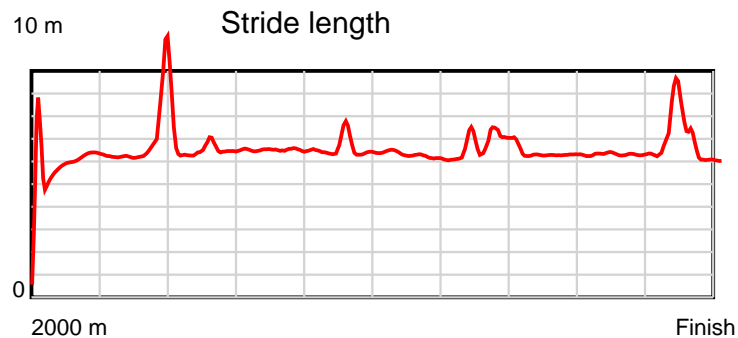
Disclaimer.

HRNZ and NZMTC and Thoroughbred Ratings Pty Ltd accepts no responsibility for the completeness or accuracy of any of the information contained herein, and makes no representations about its suitability for any particular purpose. Users should make their own judgements about those matters and/or seek independent advice. You assume all risks associated with use of the data provided on this page.

Race Results

September 30, 2022, Race 10, AVON CITY FORD TROT, Distance 2000m, Addington - Survey 3200m

Result	TAB no.	Horse (Barrier)	2000 to	1800m to	1600m to	1400m to	1200m to	1000m to	800m to	600m to	400m to	200m to	Total or	Margin
8th	12	Lil Miss Muscl... (12)	1800m	1600m	1400m	1200m	1000m	800m	600m	400m	200m	WP	Average	
		Position in running (margin)	-	8(3.4)	10(11.1)	8(8.0)	7(5.1)	3(2.2)	2(1.3)	3(2.3)	4(3.2)	5(5.0)		8.30
		Sectional time (s)	17.65	16.35	15.35	14.56	15.16	15.72	15.09	15.40	14.76	15.16		
		Cumulative time (s)	155.20	137.55	121.20	105.85	91.29	76.13	60.41	45.32	29.92	15.16	2:35.20	
		Speed (m/s)	11.33	12.23	13.03	13.74	13.19	12.72	13.25	12.99	13.55	13.19	12.89	
		Stride length (m)	6.03	6.46	6.32	6.45	6.35	6.09	6.66	6.09	6.23	6.67	6.33	
		Stride duration (s)	0.516	0.528	0.485	0.470	0.481	0.478	0.503	0.469	0.460	0.506	0.491	
		Stride efficiency (%)	56.75	65.14	62.33	65.08	62.94	57.87	69.37	57.95	60.59	69.61	62.54	
		Stride count	33.19	30.98	31.67	30.99	31.51	32.86	30.02	32.84	32.12	29.97	316.15	



Note: Horizontal distance axis grid lines are 200m furlongs.

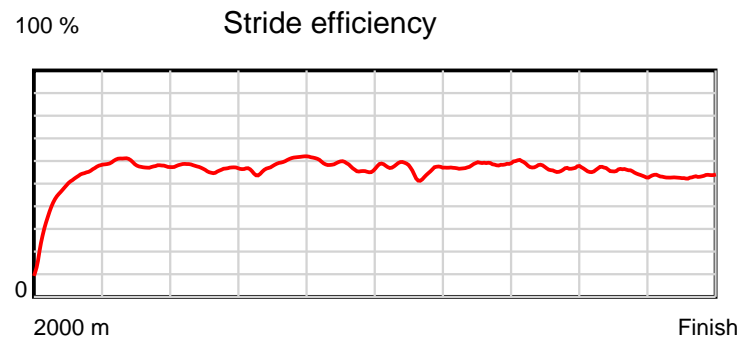
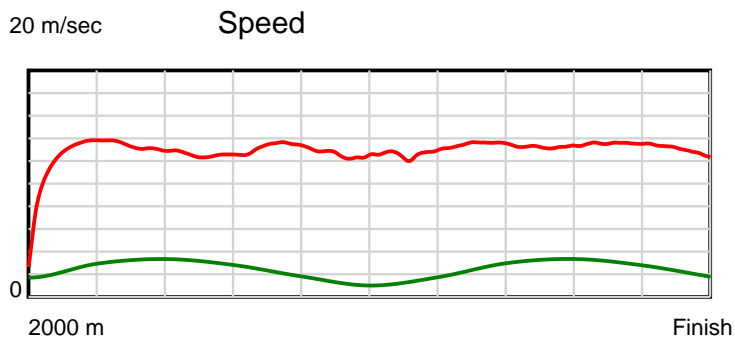
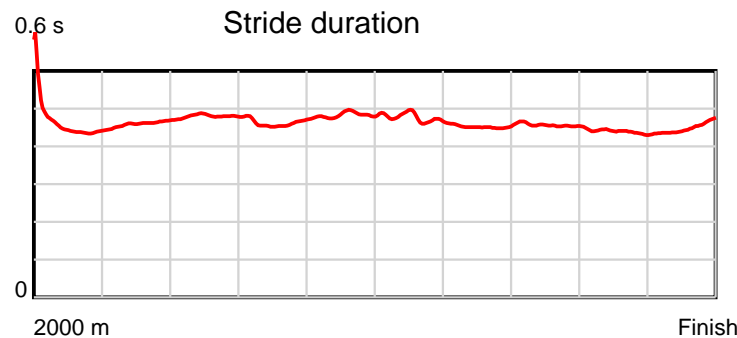
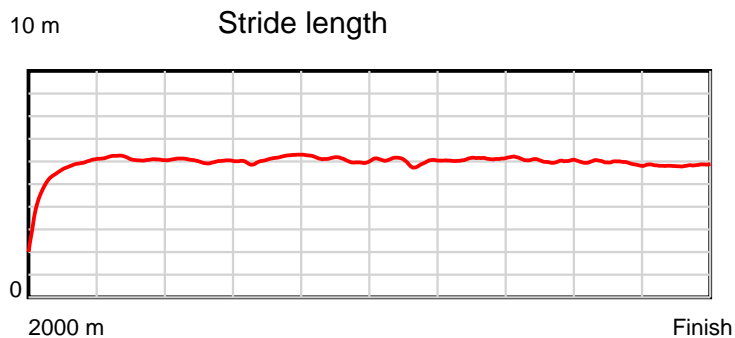
Disclaimer.

HRNZ and NZMTC and Thoroughbred Ratings Pty Ltd accepts no responsibility for the completeness or accuracy of any of the information contained herein, and makes no representations about its suitability for any particular purpose. Users should make their own judgements about those matters and/or seek independent advice. You assume all risks associated with use of the data provided on this page.

Race Results

September 30, 2022, Race 10, AVON CITY FORD TROT, Distance 2000m, Addington - Survey 3200m

Result	TAB no.	Horse (Barrier)	2000 to	1800m to	1600m to	1400m to	1200m to	1000m to	800m to	600m to	400m to	200m to	Total or	Margin
9th	8	Abacardi Hazel (8)	1800m	1600m	1400m	1200m	1000m	800m	600m	400m	200m	WP	Average	
		Position in running (margin)	-	1(0.0)	1(0.0)	1(0.0)	2(0.2)	2(2.0)	4(3.4)	4(2.9)	3(2.1)	3(3.2)		8.50
		Sectional time (s)	16.95	15.06	15.86	15.09	15.93	16.11	14.84	15.12	14.65	15.61		
		Cumulative time (s)	155.22	138.27	123.21	107.35	92.26	76.33	60.22	45.38	30.26	15.61	2:35.22	
		Speed (m/s)	11.80	13.28	12.61	13.25	12.55	12.41	13.48	13.23	13.65	12.81	12.88	
		Stride length (m)	5.47	6.11	6.05	6.13	6.06	5.90	6.09	6.04	5.98	5.78	5.96	
		Stride duration (s)	0.455	0.460	0.480	0.462	0.483	0.476	0.452	0.456	0.438	0.451	0.462	
		Stride efficiency (%)	46.80	58.38	57.26	58.72	57.42	54.49	58.04	56.93	55.96	52.15	55.44	
		Stride count	36.54	32.72	33.04	32.63	32.99	33.87	32.82	33.14	33.42	34.62	335.79	



Note: Horizontal distance axis grid lines are 200m furlongs.

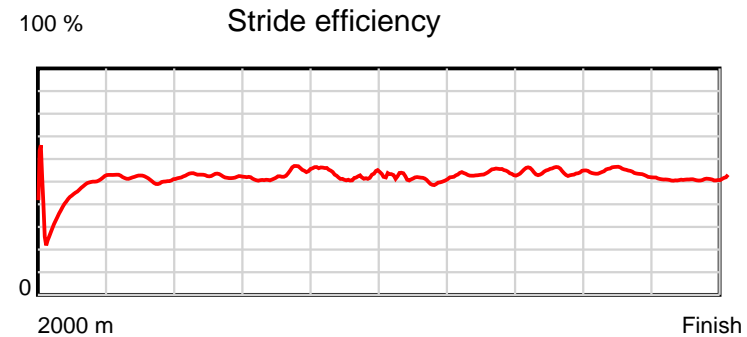
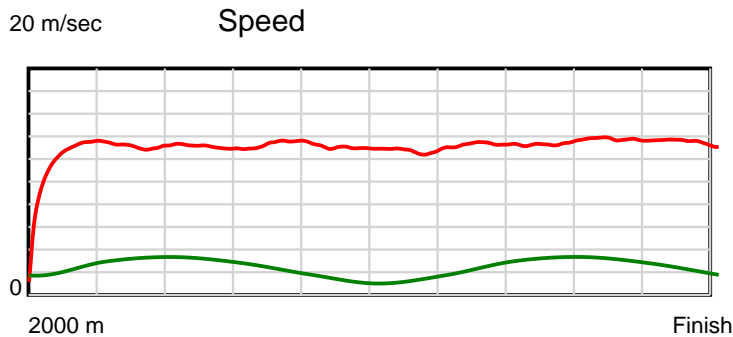
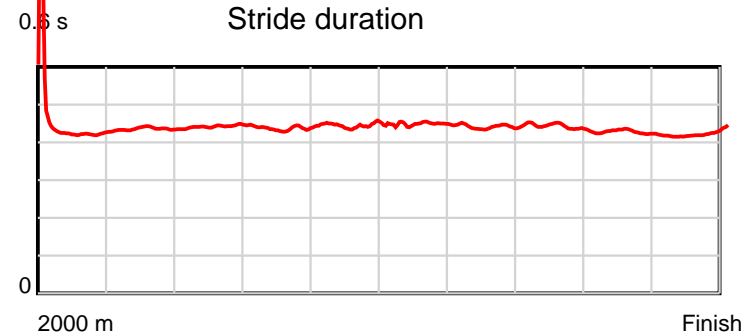
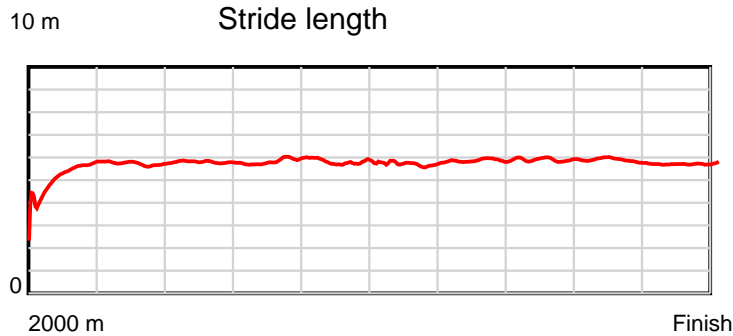
Disclaimer.

HRNZ and NZMTC and Thoroughbred Ratings Pty Ltd accepts no responsibility for the completeness or accuracy of any of the information contained herein, and makes no representations about its suitability for any particular purpose. Users should make their own judgements about those matters and/or seek independent advice. You assume all risks associated with use of the data provided on this page.

Race Results

September 30, 2022, Race 10, AVON CITY FORD TROT, Distance 2000m, Addington - Survey 3200m

Result	TAB no.	Horse (Barrier)	2000 to	1800m to	1600m to	1400m to	1200m to	1000m to	800m to	600m to	400m to	200m to	Total or	Margin
10th	10	Rush (10)	1800m	1600m	1400m	1200m	1000m	800m	600m	400m	200m	WP	Average	
		Position in running (margin)	-	3(1.4)	4(4.7)	3(4.0)	4(3.3)	4(2.7)	5(3.4)	5(3.9)	6(5.0)	8(7.9)		8.70
		Sectional time (s)	17.32	15.62	15.74	14.92	15.55	16.00	15.00	15.42	14.96	14.72		
		Cumulative time (s)	155.25	137.93	122.31	106.57	91.65	76.10	60.10	45.10	29.68	14.72	2:35.25	
		Speed (m/s)	11.54	12.80	12.71	13.40	12.86	12.50	13.33	12.97	13.37	13.59	12.88	
		Stride length (m)	5.14	5.58	5.63	5.85	5.72	5.57	5.89	5.72	5.70	5.76	5.65	
		Stride duration (s)	0.436	0.436	0.443	0.436	0.445	0.445	0.442	0.441	0.427	0.424	0.438	
		Stride efficiency (%)	41.21	48.65	49.51	53.42	51.12	48.45	54.17	51.15	50.84	51.89	49.85	
		Stride count	38.95	35.84	35.53	34.21	34.97	35.92	33.97	34.96	35.06	34.71	354.12	



Note: Horizontal distance axis grid lines are 200m furlongs.

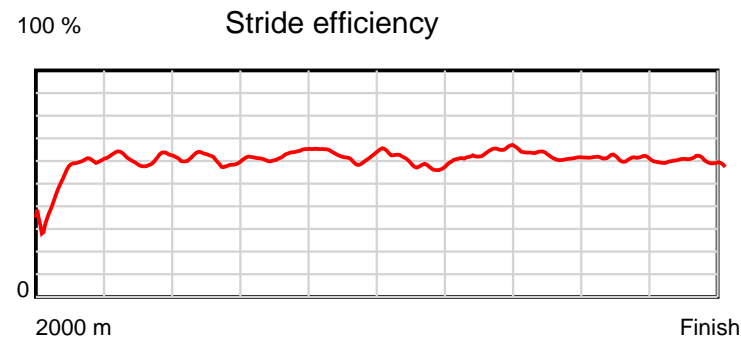
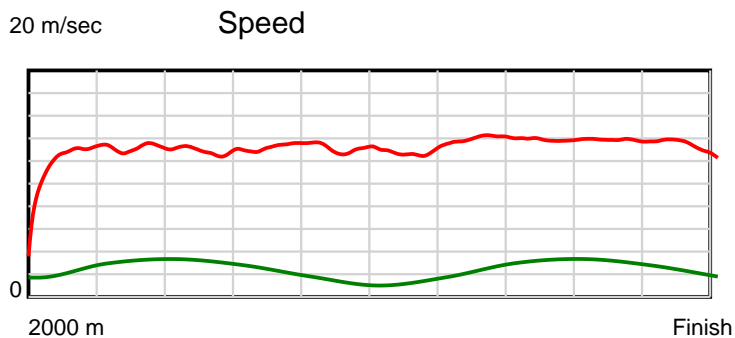
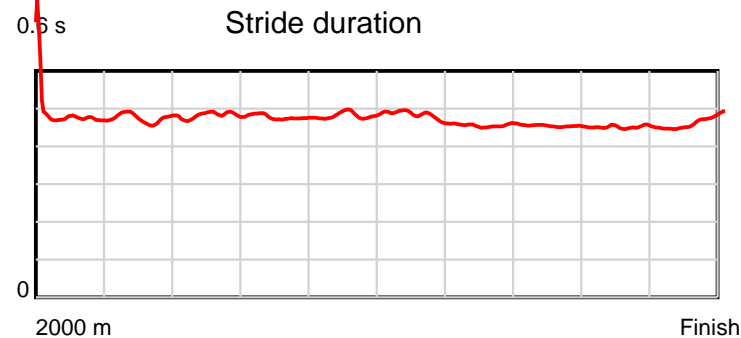
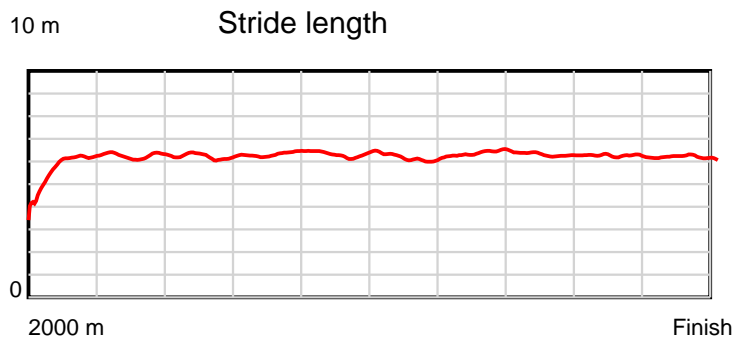
Disclaimer.

HRNZ and NZMTC and Thoroughbred Ratings Pty Ltd accepts no responsibility for the completeness or accuracy of any of the information contained herein, and makes no representations about its suitability for any particular purpose. Users should make their own judgements about those matters and/or seek independent advice. You assume all risks associated with use of the data provided on this page.

Race Results

September 30, 2022, Race 10, AVON CITY FORD TROT, Distance 2000m, Addington - Survey 3200m

Result	TAB no.	Horse (Barrier)	2000 to	1800m to	1600m to	1400m to	1200m to	1000m to	800m to	600m to	400m to	200m to	Total or	Margin
11th	15	Emily (15)	1800m	1600m	1400m	1200m	1000m	800m	600m	400m	200m	WP	Average	
		Position in running (margin)	-	11(9.0)	11(12.0)	12(11.9)	12(12.2)	13(11.3)	12(11.4)	9(7.6)	8(5.7)	10(8.6)		11.10
		Sectional time (s)	18.34	15.55	15.84	15.10	15.48	15.91	14.27	14.93	14.96	15.31		
		Cumulative time (s)	155.69	137.35	121.80	105.96	90.86	75.38	59.47	45.20	30.27	15.31	2:35.69	
		Speed (m/s)	10.90	12.86	12.63	13.25	12.92	12.57	14.02	13.40	13.37	13.06	12.85	
		Stride length (m)	5.74	6.13	6.08	6.32	6.23	6.04	6.38	6.07	6.03	6.11	6.11	
		Stride duration (s)	0.475	0.476	0.481	0.477	0.483	0.481	0.455	0.453	0.451	0.468	0.476	
		Stride efficiency (%)	51.56	58.64	57.70	62.41	60.72	57.05	63.64	57.63	56.83	58.29	58.31	
		Stride count	34.82	32.65	32.91	31.65	32.08	33.10	31.34	32.93	33.17	32.75	327.40	



Note: Horizontal distance axis grid lines are 200m furlongs.

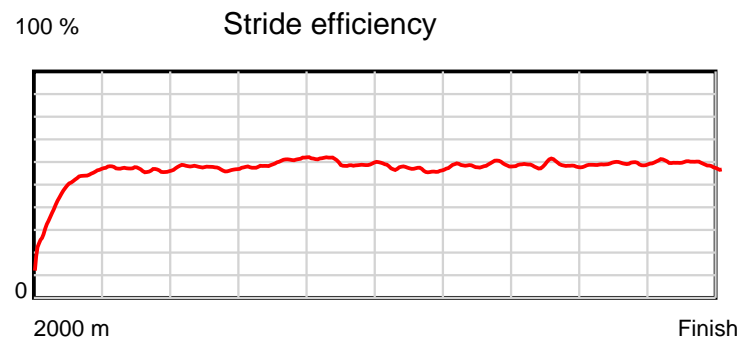
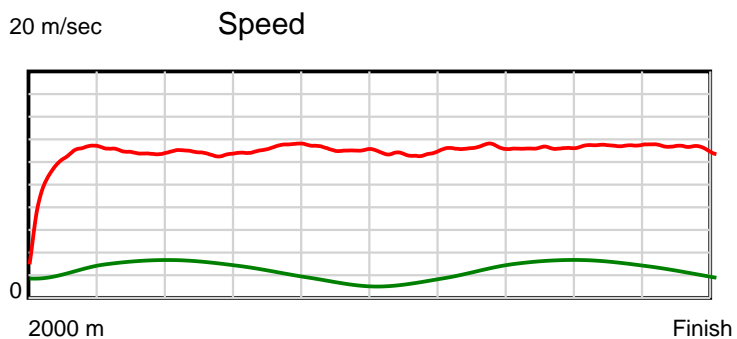
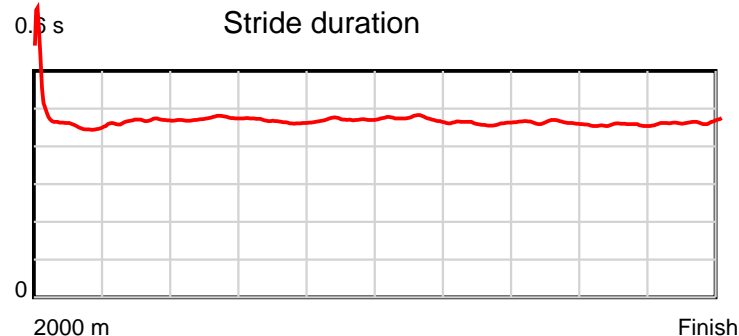
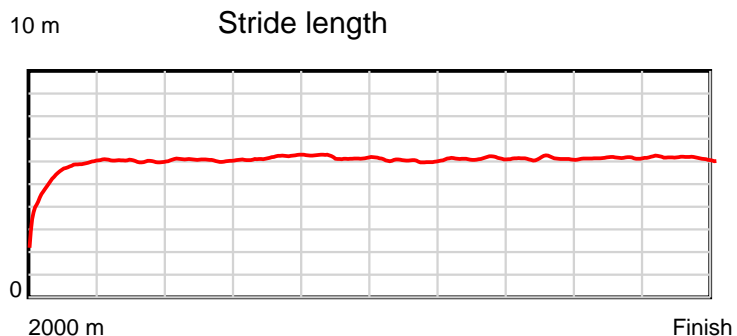
Disclaimer.

HRNZ and NZMTC and Thoroughbred Ratings Pty Ltd accepts no responsibility for the completeness or accuracy of any of the information contained herein, and makes no representations about its suitability for any particular purpose. Users should make their own judgements about those matters and/or seek independent advice. You assume all risks associated with use of the data provided on this page.

Race Results

September 30, 2022, Race 10, AVON CITY FORD TROT, Distance 2000m, Addington - Survey 3200m

Result	TAB no.	Horse (Barrier)	2000 to 1800m	1800m to 1600m	1600m to 1400m	1400m to 1200m	1200m to 1000m	1000m to 800m	800m to 600m	600m to 400m	400m to 200m	200m to WP	Total or Average	Margin
12th	9	Gotta Ticket (9)												
		Position in running (margin)	-	7(2.9)	7(7.8)	9(8.2)	10(8.1)	9(7.0)	9(7.7)	11(8.2)	12(9.9)	13(12.5)		14.30
		Sectional time (s)	17.53	15.88	15.91	15.03	15.47	16.00	14.99	15.54	14.90	15.01		
		Cumulative time (s)	156.26	138.73	122.85	106.94	91.91	76.44	60.44	45.45	29.91	15.01	2:36.26	
		Speed (m/s)	11.41	12.59	12.57	13.31	12.93	12.50	13.34	12.87	13.42	13.32	12.80	
		Stride length (m)	5.41	5.89	5.95	6.20	6.09	5.91	6.16	5.96	6.13	6.19	5.98	
		Stride duration (s)	0.468	0.468	0.474	0.466	0.471	0.473	0.461	0.463	0.457	0.465	0.467	
		Stride efficiency (%)	45.74	54.24	55.39	60.13	58.01	54.67	59.22	55.47	58.79	59.90	55.91	
		Stride count	36.97	33.95	33.59	32.24	32.83	33.81	32.49	33.57	32.61	32.30	334.36	



Note: Horizontal distance axis grid lines are 200m furlongs.

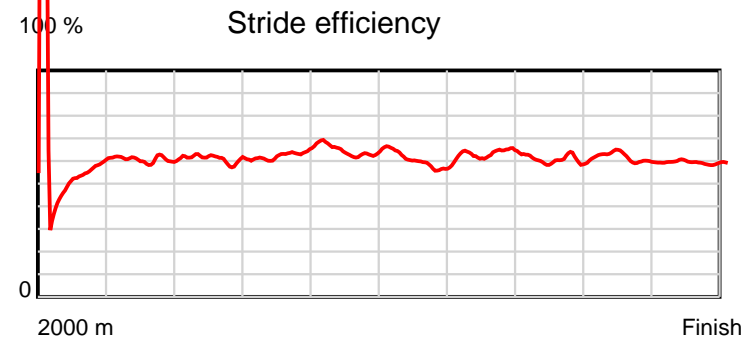
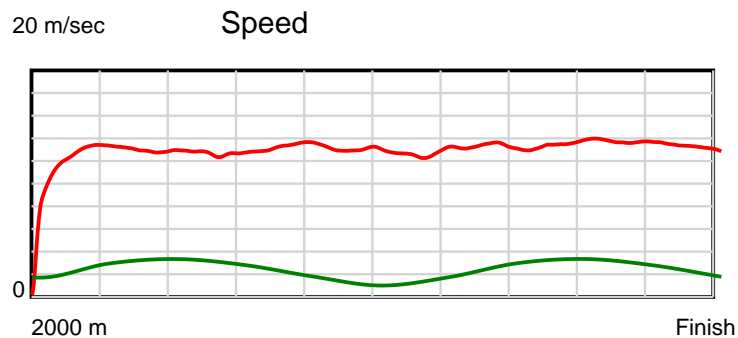
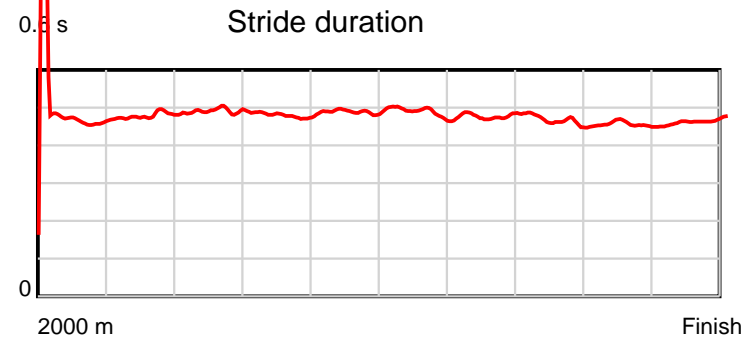
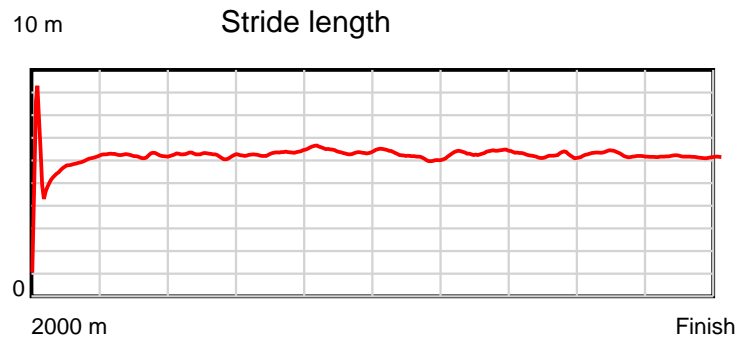
Disclaimer.

HRNZ and NZMTC and Thoroughbred Ratings Pty Ltd accepts no responsibility for the completeness or accuracy of any of the information contained herein, and makes no representations about its suitability for any particular purpose. Users should make their own judgements about those matters and/or seek independent advice. You assume all risks associated with use of the data provided on this page.

Race Results

September 30, 2022, Race 10, AVON CITY FORD TROT, Distance 2000m, Addington - Survey 3200m

Result	TAB no.	Horse (Barrier)	2000 to 1800m	1800m to 1600m	1600m to 1400m	1400m to 1200m	1200m to 1000m	1000m to 800m	800m to 600m	600m to 400m	400m to 200m	200m to WP	Total or Average	Margin
13th	5	Gazza Beatt (6)												
		Position in running (margin)	-	9(5.3)	9(8.7)	10(9.7)	11(9.9)	11(9.1)	11(9.3)	13(10.0)	14(10.3)	14(13.4)		14.80
		Sectional time (s)	17.77	15.63	16.02	15.08	15.52	15.91	15.03	15.30	14.99	15.11		
		Cumulative time (s)	156.36	138.59	122.96	106.94	91.86	76.34	60.43	45.40	30.10	15.11	2:36.36	
		Speed (m/s)	11.25	12.80	12.48	13.26	12.89	12.57	13.31	13.07	13.34	13.24	12.79	
		Stride length (m)	5.70	6.11	6.13	6.35	6.31	6.12	6.36	6.06	6.07	6.16	6.13	
		Stride duration (s)	0.492	0.478	0.491	0.479	0.490	0.487	0.478	0.464	0.455	0.465	0.480	
		Stride efficiency (%)	50.85	58.42	58.75	63.10	62.21	58.60	63.16	57.45	57.60	59.31	58.79	
		Stride count	35.06	32.71	32.62	31.47	31.70	32.66	31.46	32.99	32.94	32.46	326.07	



Note: Horizontal distance axis grid lines are 200m furlongs.

Disclaimer.

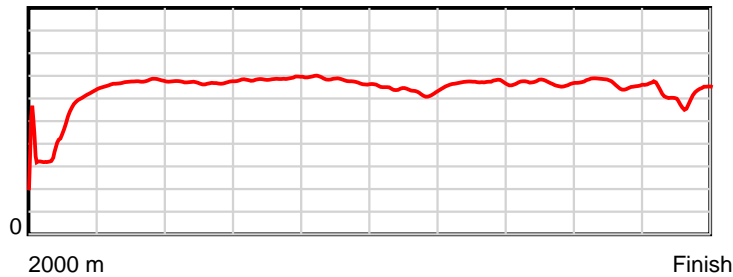
HRNZ and NZMTC and Thoroughbred Ratings Pty Ltd accepts no responsibility for the completeness or accuracy of any of the information contained herein, and makes no representations about its suitability for any particular purpose. Users should make their own judgements about those matters and/or seek independent advice. You assume all risks associated with use of the data provided on this page.

Race Results

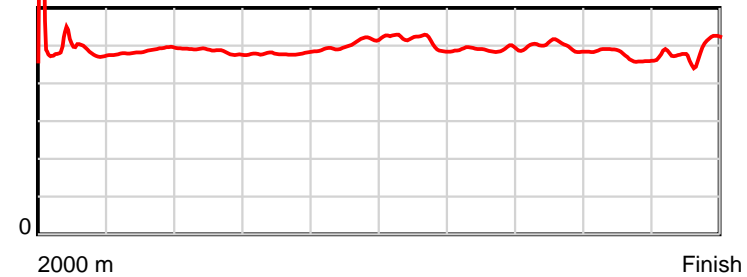
September 30, 2022, Race 10, AVON CITY FORD TROT, Distance 2000m, Addington - Survey 3200m

Result	TAB no.	Horse (Barrier)	2000 to	1800m to	1600m to	1400m to	1200m to	1000m to	800m to	600m to	400m to	200m to	Total or	Margin
14th	6	The Fiery Spir... (7)	1800m	1600m	1400m	1200m	1000m	800m	600m	400m	200m	WP	Average	
		Position in running (margin)	-	14(30.9)	14(28.7)	14(20.9)	14(14.4)	12(10.4)	13(11.5)	14(10.3)	13(10.3)	12(9.9)		15.20
		Sectional time (s)	22.01	14.69	14.56	13.97	14.96	16.08	14.72	15.24	14.40	15.81		
		Cumulative time (s)	156.44	134.43	119.74	105.18	91.21	76.25	60.17	45.45	30.21	15.81	2:36.44	
		Speed (m/s)	9.08	13.61	13.74	14.32	13.37	12.44	13.59	13.12	13.89	12.65	12.78	
		Stride length (m)	4.55	6.62	6.65	6.87	6.76	6.36	6.66	6.53	6.57	6.16	6.29	
		Stride duration (s)	0.492	0.486	0.485	0.480	0.505	0.512	0.490	0.498	0.473	0.487	0.492	
		Stride efficiency (%)	32.40	68.50	69.19	73.68	71.33	63.29	69.31	66.73	67.37	59.37	61.85	
		Stride count	43.92	30.21	30.06	29.13	29.60	31.43	30.03	30.61	30.46	32.45	317.90	

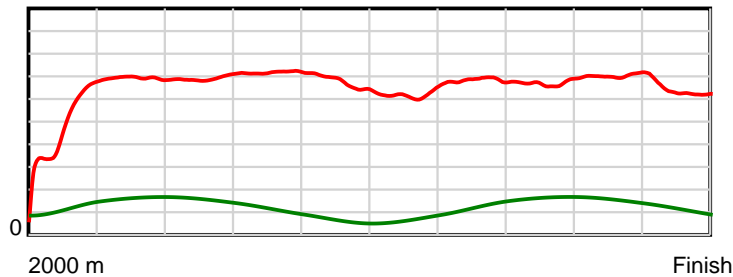
10 m Stride length



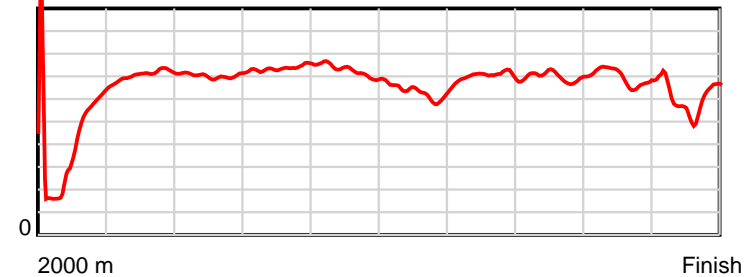
0.5 s Stride duration



20 m/sec Speed



100 % Stride efficiency



Note: Horizontal distance axis grid lines are 200m furlongs.

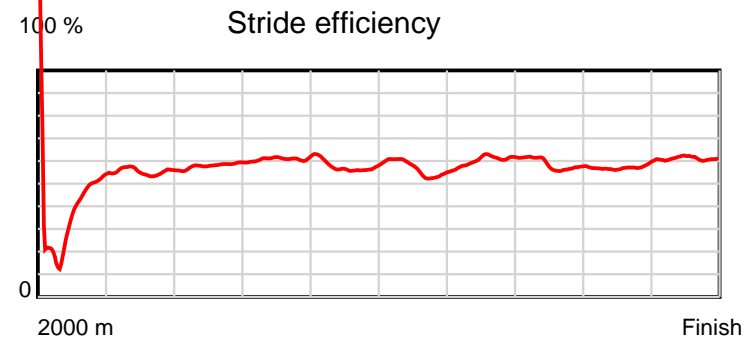
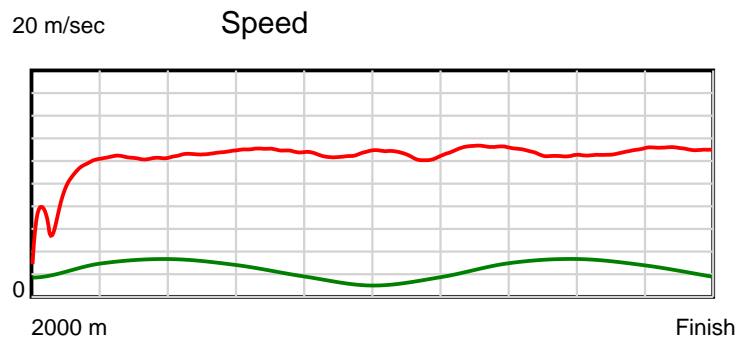
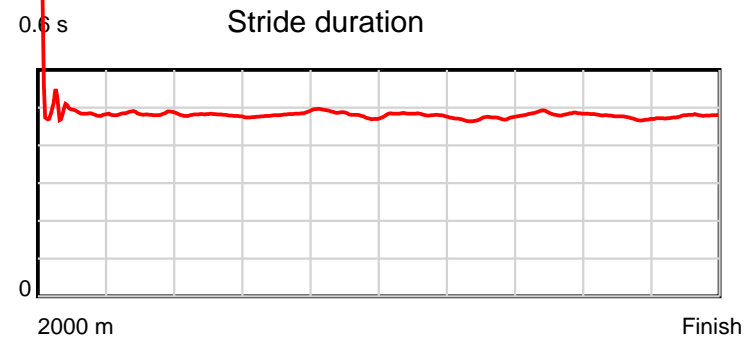
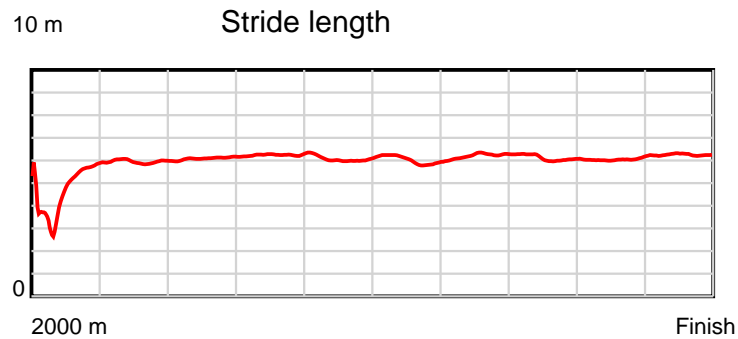
Disclaimer.

HRNZ and NZMTC and Thoroughbred Ratings Pty Ltd accepts no responsibility for the completeness or accuracy of any of the information contained herein, and makes no representations about its suitability for any particular purpose. Users should make their own judgements about those matters and/or seek independent advice. You assume all risks associated with use of the data provided on this page.

Race Results

September 30, 2022, Race 10, AVON CITY FORD TROT, Distance 2000m, Addington - Survey 3200m

Result	TAB no.	Horse (Barrier)	2000 to 1800m	1800m to 1600m	1600m to 1400m	1400m to 1200m	1200m to 1000m	1000m to 800m	800m to 600m	600m to 400m	400m to 200m	200m to WP	Total or Average	Margin
15th	13	Paige (13)												
		Position in running (margin)	-	15(38.9)	15(47.5)	15(46.4)	15(49.2)	15(50.5)	15(52.7)	15(54.1)	15(59.3)	15(65.1)		64.40
		Sectional time (s)	23.66	16.49	15.67	15.52	15.86	16.25	15.15	16.13	15.42	15.13		
		Cumulative time (s)	165.28	141.62	125.13	109.46	93.94	78.08	61.83	46.68	30.55	15.13	2:45.28	
		Speed (m/s)	8.45	12.13	12.76	12.89	12.61	12.31	13.20	12.40	12.97	13.22	12.10	
		Stride length (m)	4.45	5.87	6.12	6.21	6.08	5.93	6.22	6.00	6.16	6.30	5.88	
		Stride duration (s)	0.485	0.484	0.480	0.482	0.482	0.481	0.471	0.484	0.475	0.477	0.486	
		Stride efficiency (%)	30.94	53.82	58.59	60.36	57.73	54.89	60.39	56.34	59.23	62.10	54.00	
		Stride count	44.95	34.08	32.66	32.18	32.90	33.75	32.17	33.31	32.48	31.73	340.21	



Note: Horizontal distance axis grid lines are 200m furlongs.

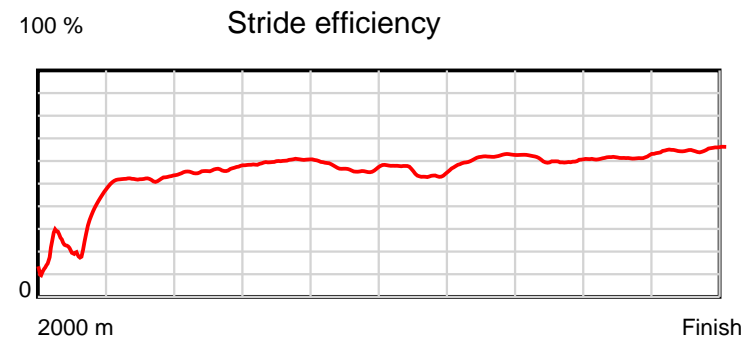
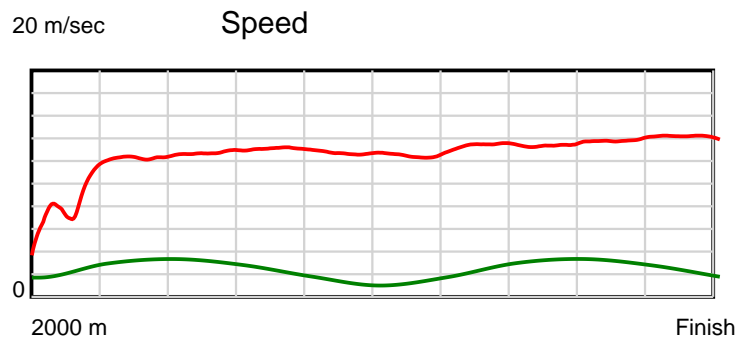
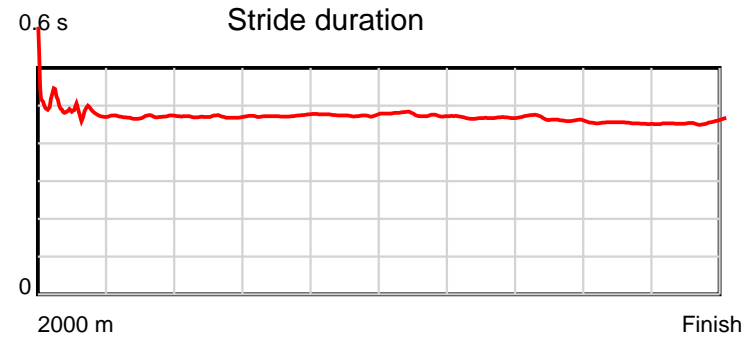
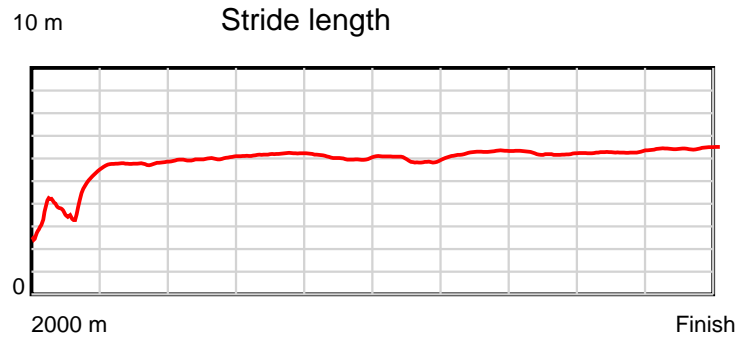
Disclaimer.

HRNZ and NZMTC and Thoroughbred Ratings Pty Ltd accepts no responsibility for the completeness or accuracy of any of the information contained herein, and makes no representations about its suitability for any particular purpose. Users should make their own judgements about those matters and/or seek independent advice. You assume all risks associated with use of the data provided on this page.

Race Results

September 30, 2022, Race 10, AVON CITY FORD TROT, Distance 2000m, Addington - Survey 3200m

Result	TAB no.	Horse (Barrier)	2000 to	1800m to	1600m to	1400m to	1200m to	1000m to	800m to	600m to	400m to	200m to	Total or	Margin
16th	18	Miss Yo (0)	1800m	1600m	1400m	1200m	1000m	800m	600m	400m	200m	WP	Average	
		Position in running (margin)	-	16(59.1)	16(70.4)	16(70.4)	16(71.9)	16(73.0)	16(74.5)	16(74.7)	16(74.9)	16(75.5)		67.50
		Sectional time (s)	26.75	16.95	15.86	15.30	15.82	16.13	14.94	15.28	14.58	14.24		
		Cumulative time (s)	165.85	139.10	122.15	106.29	90.99	75.17	59.04	44.10	28.82	14.24	2:45.85	
		Speed (m/s)	7.48	11.80	12.61	13.07	12.64	12.40	13.39	13.09	13.72	14.04	12.06	
		Stride length (m)	3.98	5.55	5.94	6.18	6.00	5.90	6.26	6.07	6.22	6.41	5.75	
		Stride duration (s)	0.482	0.470	0.471	0.473	0.475	0.476	0.468	0.463	0.454	0.456	0.477	
		Stride efficiency (%)	24.77	48.15	55.05	59.77	56.24	54.47	61.23	57.48	60.52	64.17	51.67	
		Stride count	50.24	36.03	33.70	32.34	33.34	33.88	31.95	32.98	32.14	31.21	347.81	



Note: Horizontal distance axis grid lines are 200m furlongs.

Disclaimer.

HRNZ and NZMTC and Thoroughbred Ratings Pty Ltd accepts no responsibility for the completeness or accuracy of any of the information contained herein, and makes no representations about its suitability for any particular purpose. Users should make their own judgements about those matters and/or seek independent advice. You assume all risks associated with use of the data provided on this page.